

FAST™

AG SOLUTIONS



8300

LIQUID FERTILIZER APPLICATOR

PARTS MANUAL



ILLUSTRATED PARTS LIST

Limited Warranty

FAST GLOBAL SOLUTIONS warrants to the buyer that the new machinery is free from defects in material and workmanship.

This warranty is only effective as to any new machinery which has not been altered, changed, repaired or treated since its delivery to the buyer, other than by FAST AG Solutions or its authorized dealers or employees, and does not apply to accessories, attachments, tools or parts, sold or operated with the new machinery, if they have not been manufactured by FAST GLOBAL SOLUTIONS.

FAST GLOBAL SOLUTIONS shall only be liable for defects in the materials or workmanship attributable to faulty material or bad workmanship that can be proved by the buyer, and specifically excludes liability for repairs arising as a result of normal wear and tear of the new machinery or in any other manner whatsoever, and without limiting the generality of the foregoing, excludes application or installation of parts not completed in accordance with this operator's manual, specifications, or printed instructions.

Written notice shall be given by registered mail, to the Manufacturer within seven (7) days after the defect shall have become apparent or the repairs shall have become necessary, addressed as follows:

FAST GLOBAL SOLUTIONS
4130 Commerce Boulevard
Windom, MN 56101

This warranty shall expire one (1) year after the date of delivery of the new machinery.

If these conditions are fulfilled, FAST GLOBAL SOLUTIONS shall at its own cost and at its own option either repair or replace any defective parts provided that the buyer shall be responsible for all expenses incurred as a result of repairs, labor, parts, transportation or any other work, unless FAST GLOBAL SOLUTIONS has authorized such expenses in advance.

The warranty shall not extend to any repairs, changes, alterations, or replacements made to the new equipment other than by FAST GLOBAL SOLUTIONS or its authorized dealers or employees.

This warranty extends only to the original owner of the new equipment.

Rubber parts (including tires, hoses, grommets) are not warranted.

This warranty is limited to the terms stated herein and is in lieu of any other warranties whether express or implied, and without limiting the generality of the foregoing, excluded all warranties, express or implied or conditions whether statutory or otherwise as to quality and fitness for any purpose of the new equipment. the Manufacturer disclaims all liability for incidental or consequential damages.

This Applicator is subject to design changes and FAST GLOBAL SOLUTIONS shall not be required to retrofit or exchange items on previously sold units except at its own option.

Warranty void if not registered.



ILLUSTRATED PARTS LIST

FAST LIQUID FERTILIZER APPLICATOR

Warranty Registration Form & Inspection Report

Warranty Registration

This form must be filled out by the dealer and signed by both the dealer and the customer at the time of delivery.

Customer Name				
Address				
City		State		Zip
Phone				
Dealer Name				
Address				
City		State		Zip
Applicator Model				
Serial Number				
Delivery Date				

DEALER INSPECTION REPORT

- All Fasteners Tight
- Wheel Bolts Torqued
- Hydraulic Hoses and Fittings Free and Tight
- Fertilizer Hoses and Fittings Free and Tight
- Wheel Drive Turns Freely
- Lubricate Machine
- Check Tire Pressure
- Frame and Wings Level
- Monitors and Controllers Function
- Wiring Harness Connected

SAFETY

- Safety Chain Installed
- All Guards Installed
- All Safety Signs Installed
- Reflectors, SMV and Lights Clean
- Review Operating and Safety Instructions

I have thoroughly instructed the buyer on the above described equipment which review included the Operator's Manual content, equipment care, adjustments, safe operation and applicable warranty policy.

Date _____

Dealer's Rep. Signature _____

The above equipment and Operator's Manual have been received by me and I have been thoroughly instructed as to care, adjustments, safe operation and applicable warranty policy.

Date _____

Owner's Signature _____

White - Amity by FAST
Yellow - Dealer
Pink - Customer



ILLUSTRATED PARTS LIST

FAST 8300 Series Applicator

APPLICATOR SERIAL NUMBER _____

DATE PURCHASED _____ / _____ / _____

TANK SIZE _____

NUMBER OF COULTERS _____

PUMP MANUFACTURER:

(CIRCLE ONE)

ACE 150F-206

ACE 205F-304

Hypro HM1



FAST GLOBAL
SOLUTIONS



General Information

All rights, especially copying and distribution rights are reserved. No part of this publication may be reproduced in any form or by any means, electronic or mechanical, including photocopying, without express written permission from FAST AG Solutions.

Parts information in this manual represents components installed when product was manufactured based upon the best available information. Modifications made subsequent to initial delivery are not included. Always verify the parts and color required when ordering parts.

If you have any questions, please contact your FAST AG Solutions Parts and Service Department.

Explanation Of Parts Lists

The parts lists are broken down sub assemblies and listed in 4 columns:

- ITEM - These numbers are found on the illustration associated with the parts list.
 - NS- This item is NOT SHOWN, included for reference.
- QTY. - This is the quantity of parts needed in an assembly.
 - AR- The quantity of this item is AS REQUIRED for the location.
- PART NO.- These are the part numbers associated to the ITEM.
- DESCRIPTION - This is the description of the part.



FAST GLOBAL
SOLUTIONS



ILLUSTRATED PARTS LIST

Table of Contents

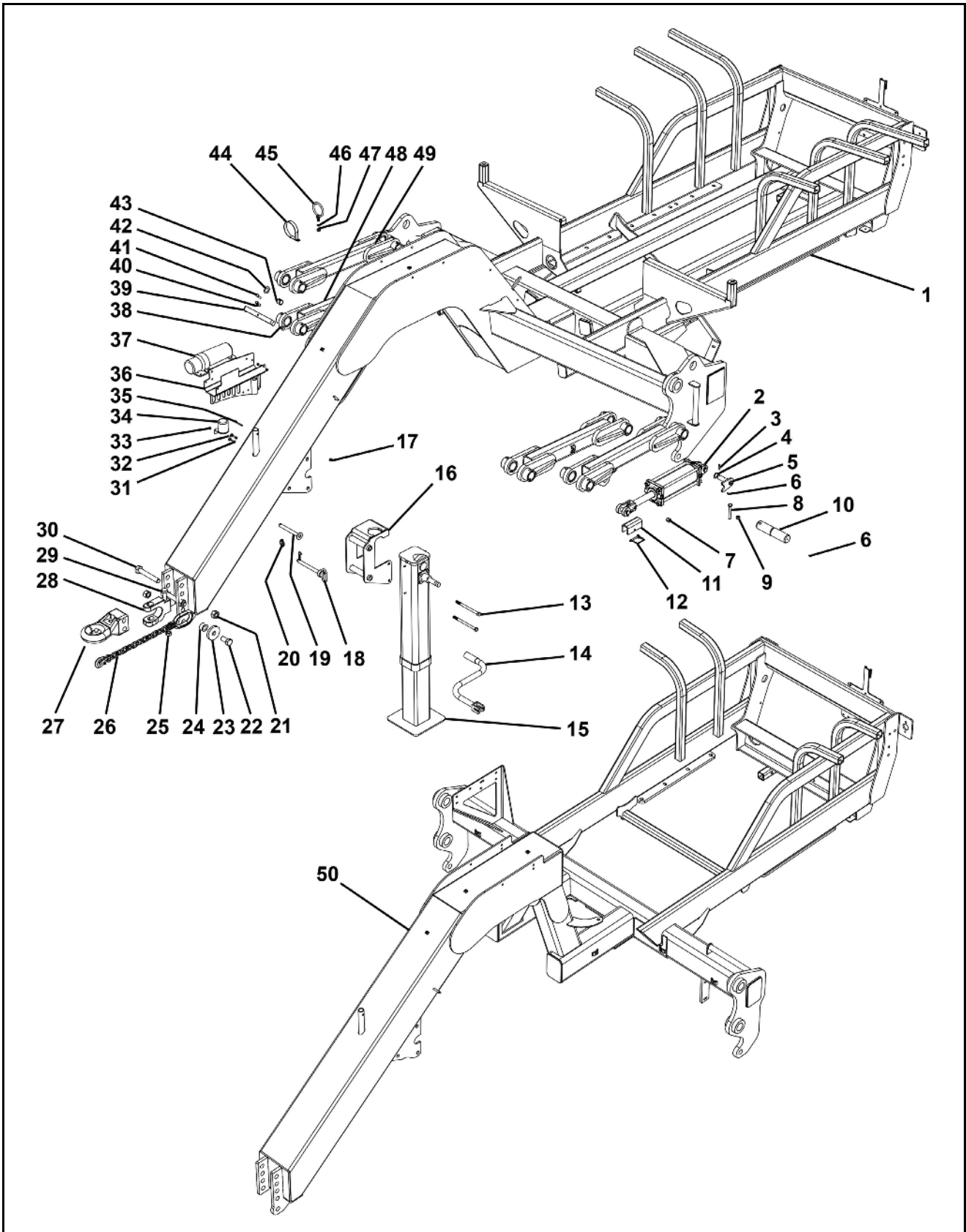
Section	Page
8300 Welded Trailer	10
8300 Small Cart Vertical Fold	12
8300 Large Cart	16
8300 Parallel Links	20
8300DB Parallel Links	22
Axles	24
Adjustable Wheel Axle	26
N873 Hub Assembly, 10 Bolt	28
Q881 Hub Assembly, 10 Bolt	30
Adjustable Track Axle	32
Tire and Rim	34
Camso Tracks	36
1050-2400 Tank	37
Center, Inner and Outer Wing Section	38
8300DB Tool Bar	42
Gauge Wheel	44
Q736 Hub Assembly, 5 Bolt	46
Mounting Clamp Kit for Auscherman Coulter Option	48
Auscherman Vantage II Coulter	50
Auscherman Coulter Assembly	52
Auscherman Knife Assembly	54
AP Coulter Row Unit Base Assembly	56
AP Coulter Row Unit Cast Coulter Assembly	58
N669 Complete Hub W/ Square Hole w/ Triple Seal Assembly	60
AP Coulter Upper Casting Mounts	62
FAST AP Coulter Injection Option Assembly	64
DeFender for Injection Assembly	66
AP Coulter Knife Option Assembly	68
Coulter Decal Assembly	70
8310-8313 2 Inch Quick Fill	71
8310-8313 3 Inch Quick Fill Plumbing	72
8318-8324 2 Inch Quick Fill Plumbing	73
8318-8324 3 Inch Quick Fill Plumbing	74
8310-8313 3 Inch Quick Fill Plumbing with Strainer	75
8318-8324 3 Inch Quick Fill Plumbing with Strainer	76
Quick Fill, ACE 150-206 Self Priming Pump, Small Cart	78
Quick Fill, ACE 150-206 Self Priming Pump, Small Cart	80
Quick Fill, ACE 150-206 Self Priming Pump, Large Cart	82
Quick Fill, ACE 150-206 Self Priming Pump, Large Cart	84
Small Cart Tank to Pump Plumbing	86
Large Cart Tank to Pump Plumbing	87
Ace 150-206 Pump Hydraulic Motor	88
Ace 150-206 Pump	89
Ace 304 Pump	90
ACE 150-206 Pump, Self Priming	92



ILLUSTRATED PARTS LIST

Hypro Pump - Prior to 2020	94
Hypro Pump - 2020 And Up	96
Hypro Pump - 2020 And Up	98
8310 - 8313 Spike Valve	100
Small Cart John Blue Pump	102
Large Cart John Blue Pump	106
8310-8324 Agitation	112
8318-8324 Ball Valve Mount	114
Small Frame Pump to Ball Valve Plumbing	116
Large Frame Pump to Valve Plumbing	118
Toolbar Plumbing	120
Raven Components	121
Control Harness 155-0171-085	122
Control Harness 155-0159-856	123
Control Harness 155-0171-086	124
Hydraulic System for Pump	125
Hydraulic Quick Fill, ACE 150-106 Pump, Small Cart	126
Hydraulic Quick Fill, ACE 150-206 Pump, Large Cart	128
Hydraulic Schematic	130
Toolbox Carrier	132
Kit Contents	133
Lighting	134

8300 Welded Trailer



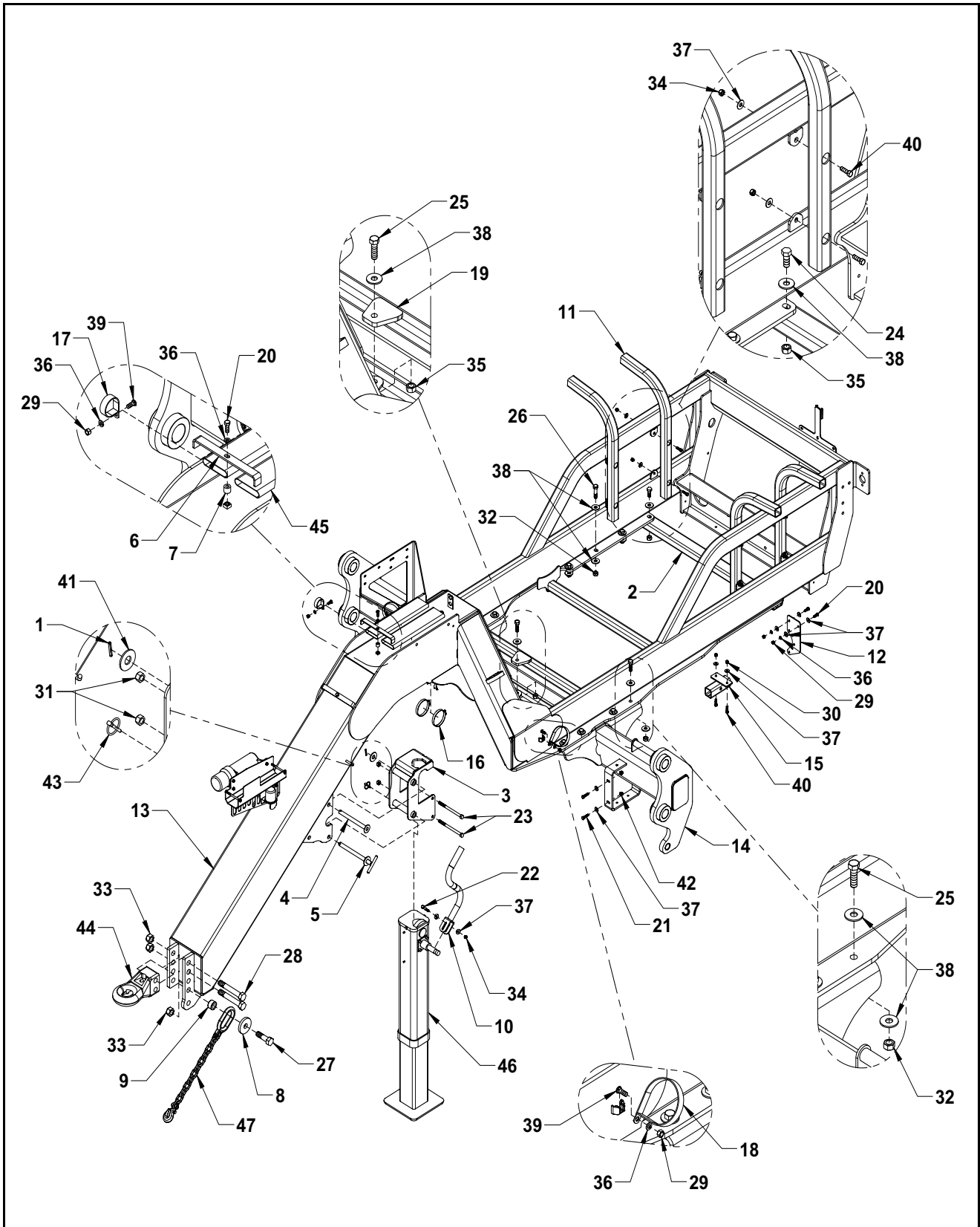


ILLUSTRATED PARTS LIST

8300 Welded Trailer Parts List

ITEM	PART NO.	QTY.	DESCRIPTION
1	16892		CART, FERT, 8318, WELDMENT
2	620007	2	CYLINDER MAIN LIFT 40TD08-150
3	687	2	ROLL PIN 1/4 x 2"
4	790	2	WASHER MACHINERY 1-1/4" ID x 10 Ga. ZP
5	18445	2	PIN ANTI-ROTATION MAIN LIFT CYLINDER
6	759	10	ZERK 1/4-28
7	610011	4	FITTING ADAPTER TO64000608
8	157	8	BOLT HEX HEAD 1/2 X 3-1/2 GR5 ZP
9	231	8	NUT 1/2" CENTER LOCK ZP
10	15201	8	PIN, 2 X 8 1/2"
11	15159	2	CYLINDER STOP MAIN LIFT
12	720001	2	PIN SNAP
13	164	2	BOLT HEX HEAD 1/2 X 7 GR5 ZP FOR JOST JACK ITEM 17
14	790046	1	HANDLE JOST JACK
15	790045	1	JACK JOST BRAND
16	15430	1	JACK MOUNT HOLDER WLDMNT JOST JACK
17	231	4	NUT 1/2" NYLOCK LOCK ZP
18	590016	1	PIN HITCH HEAVY-DUTY 3/4"X6 AUSTIN JACK
19	10782	1	SAFETY LINK PIN AUSTIN JACK
20	710005	2	PIN LYNCH 1/1 X 1-3/4 -20025
21	590137	3	NUT 1" CENTER LOCK ZP
22	200	1	Bolt HH 1 x3 Gr5 Zp
23	15829	1	WASHER SAFETY CHAIN
24	15835	1	DOM SAFETY CHAIN SPACER
25	233	1	NUT HEX HEAD 3/4" NYLOCK ZP
26	790050	1	SAFETY CHAIN 30,000# 1800 GALLON
NS	790049	1	SAFETY CHAIN 20,000# 1050 AND 1350 GALLON
27	790004	1	HITCH CAT 4 BLACK LARGE
28	790002	1	HITCH CLEVIS
29	191	1	BOLT HEX HEAD 3/4 X 5-1/2 GR5 ZP
30	590153	2	BOLT HH SPECIAL 1 x 6-1/2 GR 5 ZP (564)
31	101	2	BOLT HH 1/4 x 3/4 GR5 ZP
32	256	2	WASHER 1/4" ZP
33	767	2	NUT WHIZLOCK 1/4" ZP
34	740018	1	STORE AWAY PLUG HOLDER
35	707	1	PIN SPRING 3/8 X 2"
36	15810	2	FERT CART HOSE HOLDER WLDMNT
37	750048	1	HOLDER MANUAL
38	15566	2	DOM SPACER
39	15558	2	HOSE BRACKET
40	250	2	WASHER LOCK 3/8" ZP
41	616	2	BOLT HH 3/8 x 1-1/4 GR5 ZP
42	786	8	MACHINERY WASHER 1" x 14 ga.
43	530281	4	BUSHING CONNEX 1.25OD x 1ID x 1" Lg.
44	540052	2	HOSE RING 4"
NS	540053		HOSE RING 3"
45	590217	2	BOLT CARIAGE 3/8 X 1 GR2 ZP
46	250	2	WASHER LOCK 3/8" ZP
47	213	2	NUT HEX 3/8" ZP
48	17141	2	LOWER LIFTARM WELDMENT
49	17130	2	UPPER LIFT ARM WELDMENT
50	17001	1	CART, FERT, 8310 8313, WELDMENT
NS	590205	2	CYLINDER STOP 3/4"
NS	590206	2	CYLINDER STOP 1"
NS	590207	2	CYLINDER STOP 1-1/4"
NS	590207	2	CYLINDER STOP 1-1/2"

8300 Small Cart Vertical Fold





ILLUSTRATED PARTS LIST

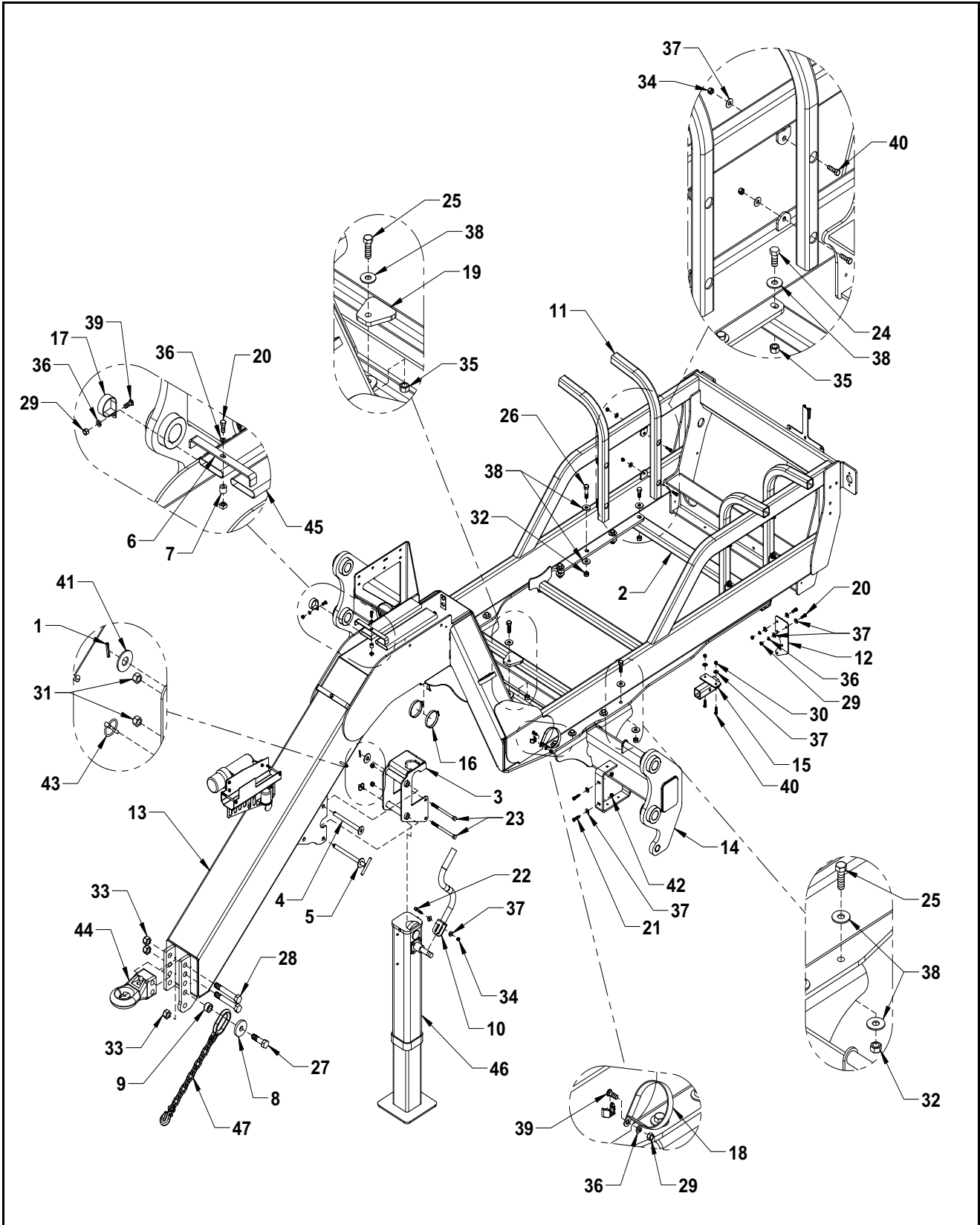
8300 Small Cart Vertical Fold Parts List

ITEM	PART NO.	QTY.	DESCRIPTION
1	683	1	ROLL PIN, 1/4 X 1-1/2"
2	13594	1	TUBE, SUMP SUPPORT
3	15430	1	JACK HOLDER WELDMENT
4	15437	1	PIN, JACK LINKAGE
5	15440	1	PIN, JACK LOCK
6	15558	2	BRACKET, HOSE
7	15566	2	SPACER, HOSE BRACKET
8	15829	1	WASHER PLATE, SAFETY CHAIN
9	15835	1	BUSHING, SAFETY CHAIN SPACER
10	17846	1	JACK CRANK WLDMT
11	18187	4	TANK SUPPORT
12	22253	1	PLATE, QUICK FILL VALVE MOUNT
13	22256	1	CART WLDMT, BOLTED FRAME
14	22259	1	PARALLEL LINK MOUNT WLDMT
15	22625	1	TOOLBOX MOUNT WLDMT.
16	540020	2	CLAMP, 3-1/2" SS
17	540051	1	P-CLAMP, 2" W/3/8" HOLE
18	540053	4	P-CLAMP, 4" W/3/8" HOLE
19	590023	2	TAB, HOLD DOWN
20	596128M	4	BOLT, HH 3/8-16 X 1 GR5 MAGNI
21	596129M	2	BOLT, HH 3/8-16X1-1/2 GR5 MAGNI
22	596131M	1	BOLT, HH 3/8-16X2-1/2 GR5 MAGNI
23	596164M	2	BOLT, HH 1/2X7 GR5 MAGNI
24	596169M	2	BOLT, HH 5/8X1-1/2 GR5 MAGNI
25	596170M	18	BOLT, HH 5/8-11X2 GR5 MAGNI
26	596171M	6	BOLT, HH 5/8-11X2.5 GR5 MAGNI
27	596201M	1	BOLT, HEX 1-8X3-1/2 GR5 MAGNI
28	596208M	2	BOLT, HH 1-8X6-3/4 GR5 MAGNI
29	596213M	7	NUT, HEX 3/8-16 MAGNI
30	596229M	2	NUT, HEX NYLOCK 3/8-16 MAGNI
31	596231M	2	NUT, HEX NYLOCK 1/2-13 MAGNI



ILLUSTRATED PARTS LIST

8300 Small Cart Vertical Fold (Cont.)





ILLUSTRATED PARTS LIST

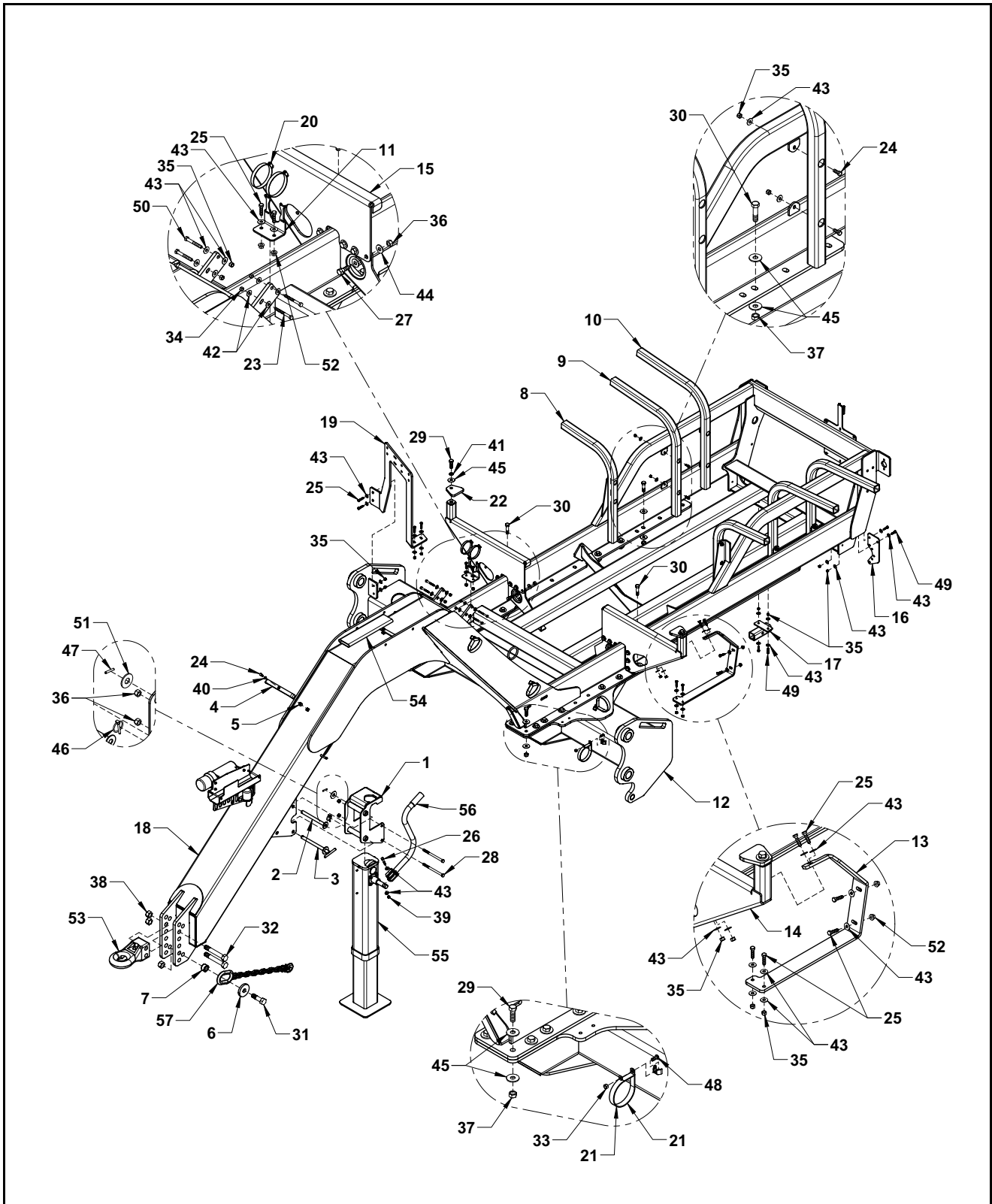
8300 Small Cart Vertical Fold Parts List (Cont.)

ITEM	PART NO.	QTY.	DESCRIPTION
31	596231M	2	NUT, HEX NYLOCK 1/2-13 MAGNI
32	596232M	22	NUT, HEX NYLOCK 5/8-11 MAGNI
33	596234M	3	NUT, HEX NYLOCK 1-8 MAGNI
34	596237M	9	NUT, CENTERLOCK 3/8 MAGNI
35	596240M	4	NUT, CENTERLOCK, 5/8-11 MAGNI
36	596250M	9	LOCKWASHER 3/8 MAGNI
37	596258M	20	WASHER, FLAT 3/8 MAGNI
38	596261M	50	WASHER, FLAT 5/8 MAGNI
39	596592M	5	BOLT, CARR., 3/8-16 X 1" MAGNI
40	596635M	10	BOLT, HH 3/8-16 X 1-1/4 MAGNI
41	596738M	1	MACHINED BUSHING 3/4" 10GA
42	596769M	2	NUT, HEX FLANGE 3/8-16 MAGNI
43	710005	1	LYNCH PIN, 1/4 X 1-3/4" ZP
44	790004	1	HITCH, CAT 4, TOP
45	790018	2	HOSE SLEEVE
46	790045	1	JACK, JOST, 25,000 LB LIFTING
47	790049	1	SAFETY CHAIN, 25,000LB



ILLUSTRATED PARTS LIST

8300 Large Cart



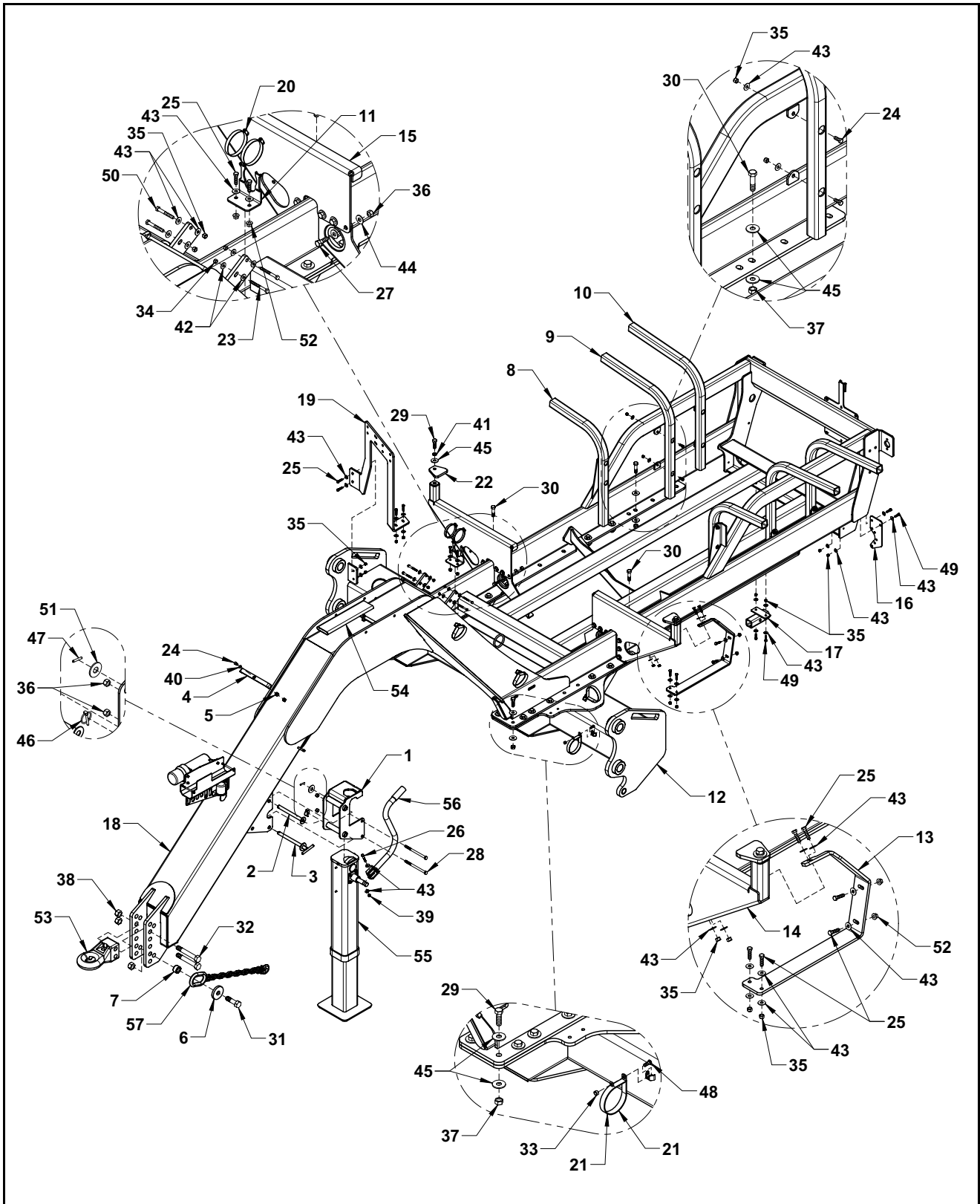


ILLUSTRATED PARTS LIST

8300 Large Cart Parts List

ITEM	PART NO.	QTY.	DESCRIPTION
1	15430	1	JACK HOLDER WELDMENT
2	15437	1	PIN, JACK LINKAGE
3	15440	1	PIN, JACK LOCK
4	15558	2	BRACKET, HOSE
5	15566	2	SPACER, HOSE BRACKET
6	15829	1	WASHER PLATE, SAFETY CHAIN
7	15835	1	BUSHING, SAFETY CHAIN SPACER
8	18183	2	TUBE, SUPPORT, FENDER
9	18184	2	TUBE, SUPPORT, FENDER
10	18185	2	TUBE, SUPPORT, FENDER
11	22218	1	BRACKET, FLOW METER
12	22221	1	PLINK MOUNT WLDMT
13	22241	1	MOUNT, BOLT ON PUMP
14	22242L	1	LH WELDMENT, TANK SUPPORT
15	22242R	1	RH WELDMENT, TANK SUPPORT
16	22253	1	PLATE, QUICK FILL VALVE MOUNT
17	22625	1	TOOLBOX MOUNT WLDMT.
18	22630	1	CART, LARGE BOLT TOGETHER
19	26992	AR	PLATE, VALVE MOUNT
20	540020	2	CLAMP, 3-1/2" SS
21	540053	6	P-CLAMP, 4" W/3/8" HOLE
22	590023	2	TAB, HOLD DOWN
23	596119M	2	BOLT, HH 5/16-18X3 GR5 MAGNI
24	596128M	14	BOLT, HH 3/8-16 X 1 GR5 MAGNI
25	596129M	12	BOLT, HH 3/8-16X1-1/2 GR5 MAGNI
26	596131M	1	BOLT, HH 3/8-16X2-1/2 GR5 MAGNI
27	596153M	12	BOLT, HH 1/2-13X1-1/2 GR5 MAGNI
28	596164M	2	BOLT, HH 1/2X7 GR5 MAGNI
29	596170M	28	BOLT, HH 5/8-11X2 GR5 MAGNI
30	596171M	8	BOLT, HH 5/8-11X2.5 GR5 MAGNI
31	596201M	1	BOLT, HEX 1-8X3-1/2 GR5 MAGNI
32	596208M	2	BOLT, HH 1-8X6-3/4 GR5 MAGNI
33	596213M	6	NUT, HEX 3/8-16 MAGNI
34	596228M	2	NUT, HEX NYLOCK 5/16-18 MAGNI

8300 Large Cart (Cont.)



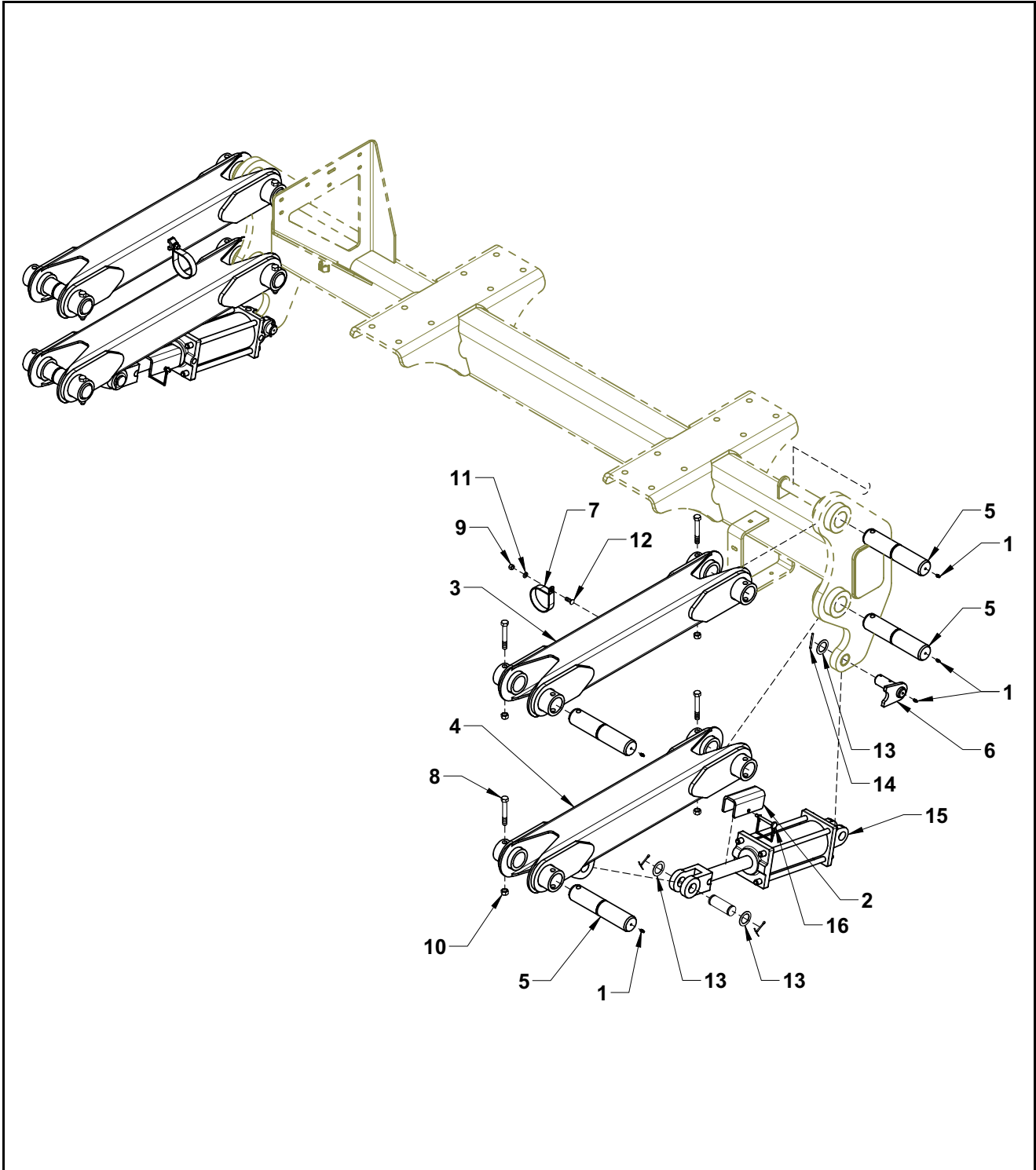


ILLUSTRATED PARTS LIST

8300 Large Cart Parts List (Cont.)

ITEM	PART NO.	QTY.	DESCRIPTION
35	596229M	26	NUT, HEX NYLOCK 3/8-16 MAGNI
36	596231M	14	NUT, HEX NYLOCK 1/2-13 MAGNI
37	596232M	34	NUT, HEX NYLOCK 5/8-11 MAGNI
38	596234M	3	NUT, HEX NYLOCK 1-8 MAGNI
39	596237M	1	NUT, CENTERLOCK 3/8 MAGNI
40	596250M	8	LOCKWASHER 3/8 MAGNI
41	596253M	2	LOCKWASHER 5/8 MAGNI
42	596257M	4	WASHER, FLAT 5/16 USS MAGNI
43	596258M	46	WASHER, FLAT 3/8 MAGNI
44	596260M	24	WASHER, FLAT 1/2 MAGNI
45	596261M	70	WASHER, FLAT 5/8 MAGNI
46	596296M	1	LYNCH PIN, 1/4 X 1-3/4 MAGNI
47	596299M	1	ROLL PIN, 1/4 X 1-1/2"
48	596592M	6	BOLT, CARR., 3/8-16 X 1" MAGNI
49	596635M	4	BOLT, HH 3/8-16 X 1-1/4 MAGNI
50	596637M	2	BOLT, HH 3/8-16X2-3/4GR5 MAGNI
51	596738M	1	MACHINED BUSHING 3/4" 10GA
52	596769M	4	NUT, HEX FLANGE 3/8-16 MAGNI
53	790004	1	HITCH, CAT 4, TOP
54	790018	1	HOSE SLEEVE
55	790045	1	JACK, JOST, 25,000 LB LIFTING
56	790046	1	HANDLE, JOST JACK
57	790050	1	CHAIN, SAFETY, 30,000LB
NS	21800	AR	BUSHING, HARDENED PRESS IN
NS	21802	AR	TRIPLE LUG P-LINK MOUNT
NS	22217	AR	PLATE, VALVE MOUNT
NS	23385	AR	PIN, MAIN LIFT BASE TRIPLE LUG

8300 Parallel Links



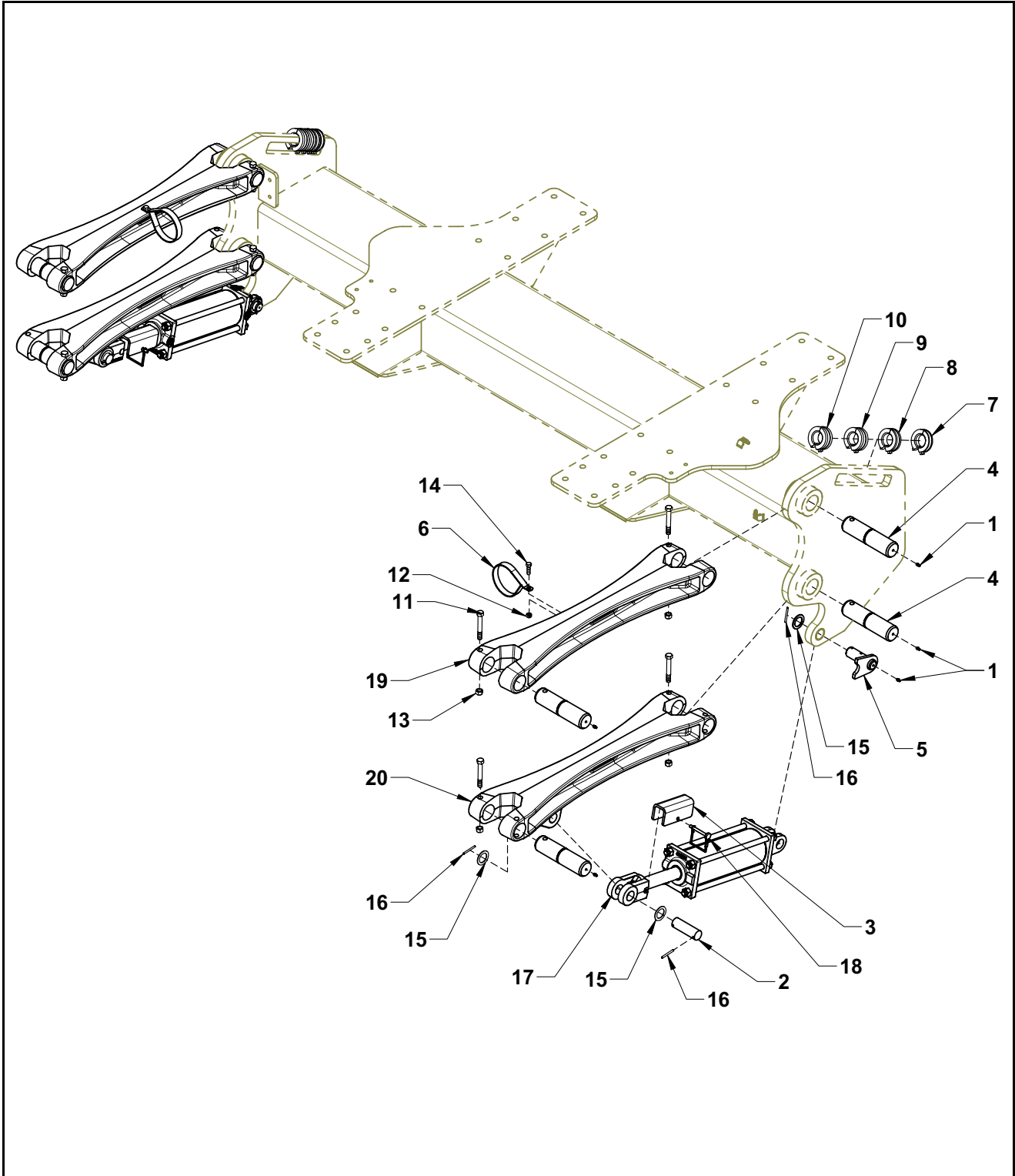


ILLUSTRATED PARTS LIST

8300 Parallel Links Parts List

ITEM	PART NO.	QTY.	DESCRIPTION
1	759	10	ZERK, 1/4-28 STRAIGHT
2	15159	2	5" CYLINDER STOP
3	17820	2	LIFTARM, UPPER
4	17822	2	LIFTARM, LOWER
5	17823	8	PIN, TUBE LIFTARM
6	18445	2	ANTI ROTATION PIN
7	540052	2	P-CLAMP, 3" W/3/8" HOLE
8	596157M	8	BOLT, HH 1/2X3-1/2 GR5 MAGNI
9	596239M	8	NUT, CENTERLOCK, 1/2-13 MAGNI
10	596213M	2	NUT, HEX 3/8-16 MAGNI
11	596250M	2	LOCKWASHER 3/8 MAGNI
12	596592M	2	BOLT, CARR., 3/8-16 X 1" MAGNI
13	596744M	6	BUSHING, MACHINED, 1-1/4 X 14 GA MAGNI
14	596746M	2	SPRING PIN 5X50MM MAGNI
15	620007	2	CYLINDER, 4 X 8" ASAE, W/PINS
16	720001	2	SNAP PIN, 5/16
17	15158	2	PIN, CYLINDER

8300DB Parallel Links



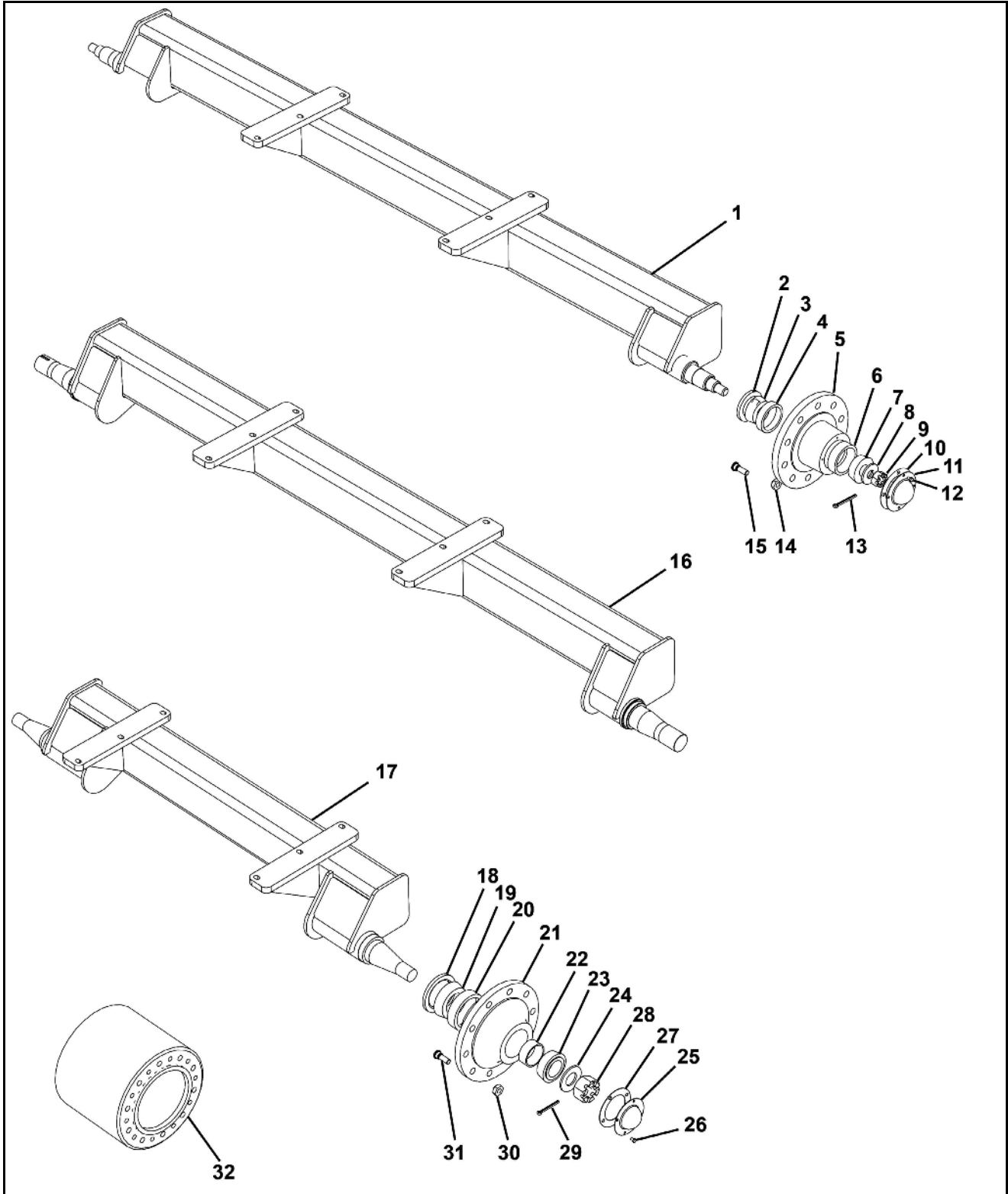


ILLUSTRATED PARTS LIST

8300DB Parallel Links Parts List

ITEM	PART NO.	QTY.	DESCRIPTION
1	759	10	ZERK, 1/4-28 STRAIGHT
2	15158	2	PIN, CYLINDER
3	15159	2	5" CYLINDER STOP
4	15848	8	PIN, TUBE LIFTARM
5	18445	2	ANTI ROTATION PIN
6	540052	2	P-CLAMP, 3" W/3/8" HOLE
7	590205	2	3/4" CYLINDER STOP
8	590206	2	1" CYLINDER STOP
9	590207	2	1-1/4" CYLINDER STOP
10	590208	2	1-1/2" CYLINDER STOP
11	596157M	8	BOLT, HH 1/2X3-1/2 GR5 MAGNI
12	596213M	2	NUT, HEX 3/8-16 MAGNI
12	596250M	2	LOCKWASHER 3/8 MAGNI
13	596239M	8	NUT, CENTERLOCK, 1/2-13 MAGNI
14	596592M	2	BOLT, CARR., 3/8-16 X 1" MAGNI
15	596744M	6	BUSHING, MACHINED, 1-1/4 X 14 GA MAGNI
16	596746M	2	SPRING PIN 5X50MM MAGNI
17	620007	2	CYLINDER, 4 X 8" ASAE, W/ PINS
18	720001	2	SNAP PIN, 5/16
19	750051M	2	LIFTARM, UPPER
20	750052M	2	LIFTARM, LOWER

Axles





ILLUSTRATED PARTS LIST

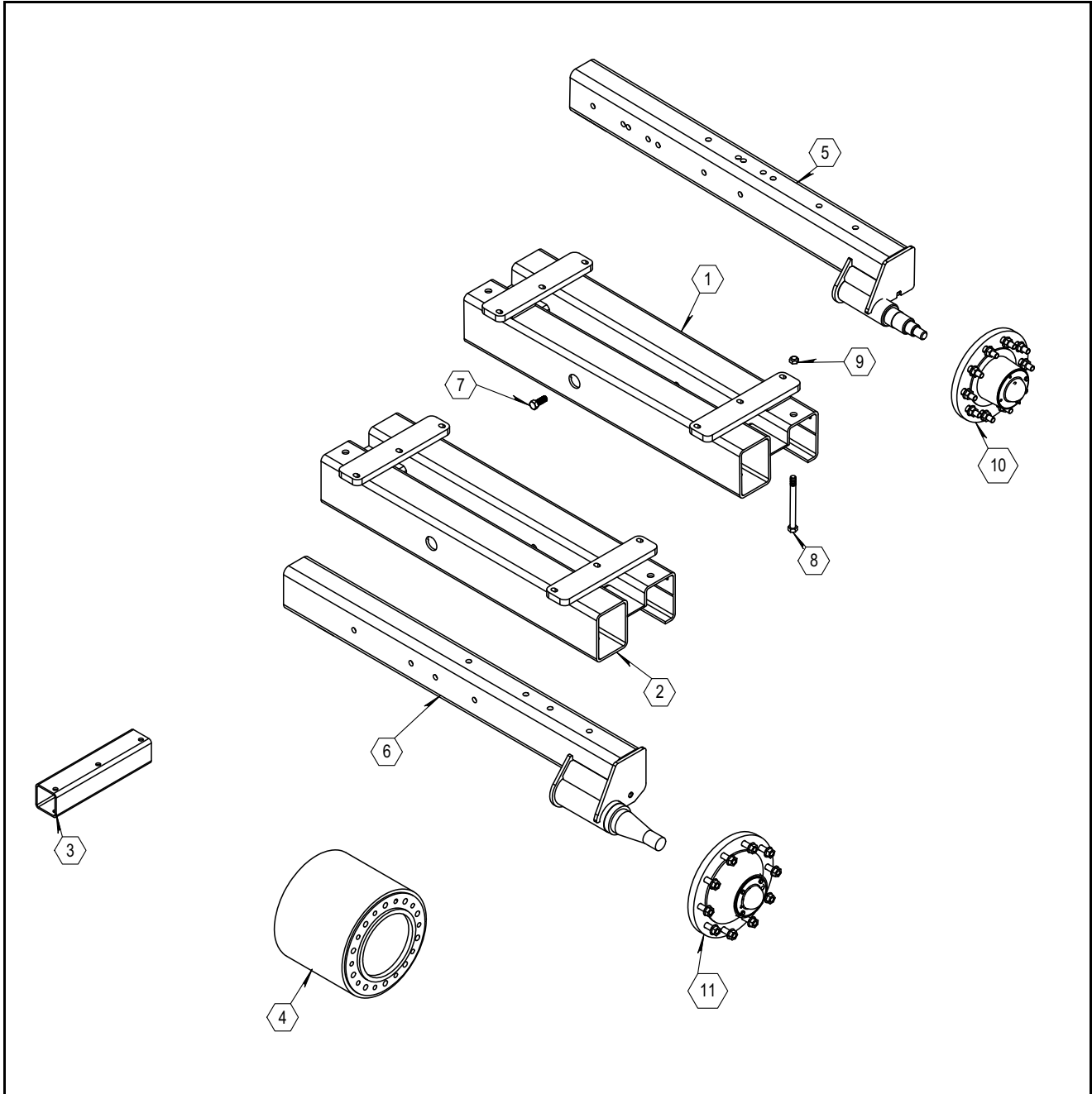
Axles Parts List

ITEM	PART NO.	QTY.	DESCRIPTION
1	16695	1	Axle 60' Side Fold 15000#
2	730013	2	Seal 10 Bolt (906497 CR30087)
3	730054	2	Cone Inner (910333/39585)
4	1678	2	Cup Inner (910331/39520)
5	730002	2	Hub 10 Bolt W/Cups
6	1679	2	Cup Outer (910332/453A)
7	730012	2	Cone Outer (910334/460)
8	730018	2	Washer Spindle (913632)
9	730014	2	Nut Spindle 1.25-12 TPI
10	730016	2	Gasket Hub Cap
11	730072	2	Hub Cap Q-871 Hub
12	113	8	Bolt HH 5/16 X 1/2 GR5 Zp
13	1690	2	Cotter Pin
14	730051	20	Nut Wheel (913571)
15	1683	20	Stud Wheel (953033)
16	18430	Optional	Axle Single 2400 Gallon 20000# 480/80R50
17	10913	Optional	Axle, Spacer Dual, 62 1/2"-120" Wheel Track
NS	10910	Optional	Axle, Spacer Dual, 80"-120" Wheel Track
NS	10907	Optional	Axle, Spacer Dual, 88"-132" Wheel Track
18	730041	2	Seal NI906979
19	730043	2	Cone Inner NI910346
20	730012	2	Cup Inner NI910334
21	730060	2	Hub 10 Q881 W/Cups
22	1679	2	Cup Outer NI910384
23	730037	2	Cone Outer NIO910347
24	730040	2	Washer Spindle Q981
25	730038	2	Hub Cap NI909921
26	113	2	Bolt HH 5/16 X 1/2 GR5 Zp
27	730061	2	Gasket Hub Cap
28	730051	2	Nut Castle NI913571
29	730042	2	Cotter Pin Q881 Hub
30	730051	20	Nut Wheel NI913571
31	NI953035	20	Stud Wheel NI953035
32	710010	Optional	Spacer Dual 30" Rows WR 20308
33	710016	Optional	Spacer Dual 22" Rows WR 20312
34	710014	Optional	Spacer Dual 20" Rows WR 20306



ILLUSTRATED PARTS LIST

Adjustable Wheel Axle



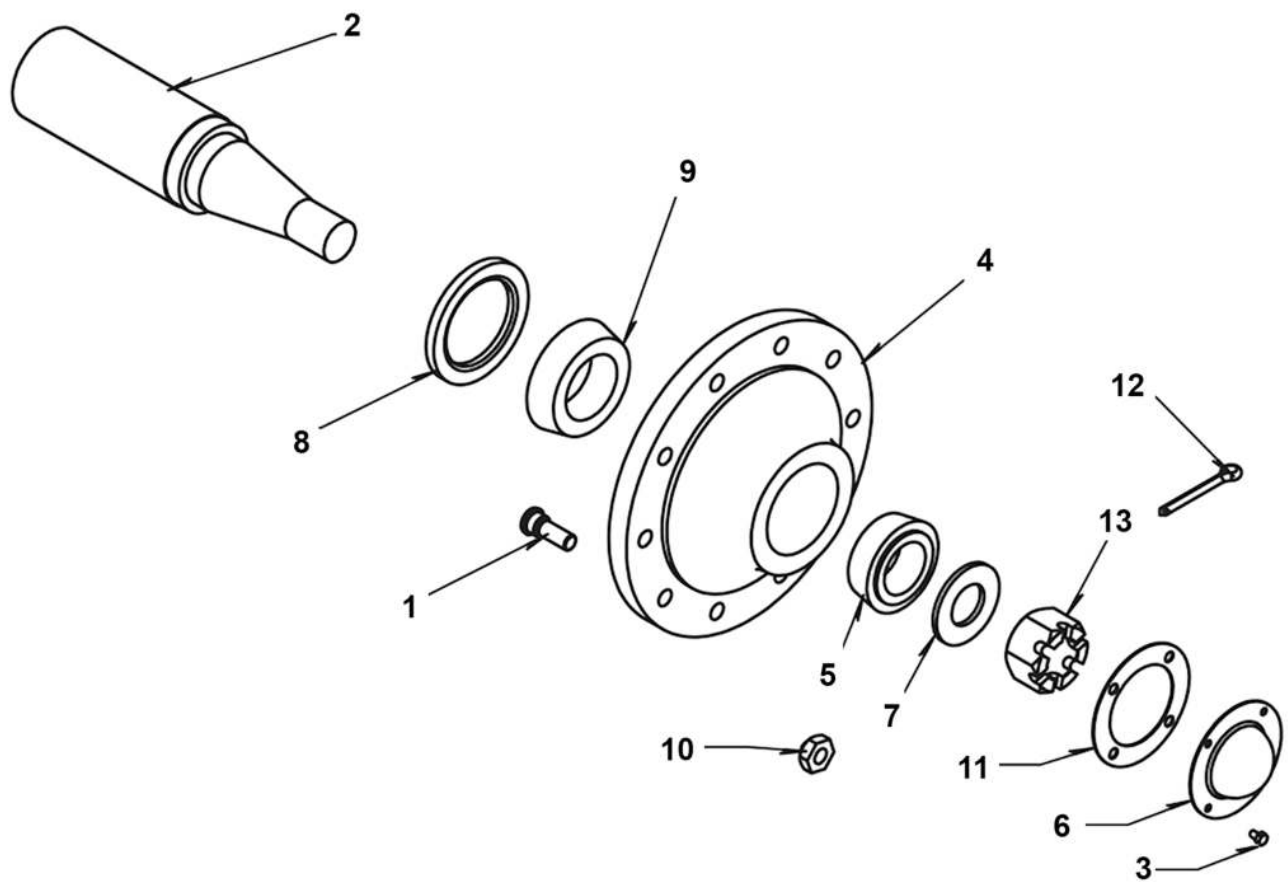


ILLUSTRATED PARTS LIST

Adjustable Wheel Axle Parts List

ITEM	PART NO.	QTY.	DESCRIPTION
1	13512	AR	RECEIVER, SINGLE AXLE
2	16061	AR	RECEIVER, DUAL AXLE
3	16457	AR	TUBE, 4" AXLE RISER
4	710010	AR	SPACER, DUAL, 13.75"
	710014	AR	SPACER, DUAL, 5"
	710016	AR	SPACER, DUAL, 7"
	710029	AR	SPACER DUAL, 12.58"
5	13518	AR	15K ADJUSTABLE SINGLE AXLE, 62-120"
	13752	AR	15K ADJUSTABLE SINGLE AXLE, 72-144"
	27106	AR	15K ADJUSTABLE SINGLE AXLE, 45-76CM
6	18386	AR	20K ADJUSTABLE SINGLE AXLE, 72-144"
	18432	AR	20K ADJUSTABLE SINGLE AXLE, 80-120"
	27109	AR	20K ADJUSTABLE DUAL AXLE, 50-76CM
	27129	AR	20K ADJUSTABLE SINGLE AXLE, 45-76CM
7	596184M	AR	BOLT, HH 3/4X2 GR5 MAGNI
8	596488M	AR	BOLT, HH 3/4-10 X 8-1/2 MAGNI
9	596626M	AR	NUT, TOPOCK 3/4-10 MAGNI
10	730010ASSY	AR	HUB PKG 15K Q873
11	730029ASSY	AR	HUB PKG 20K Q881 W-LONG STUDS

N873 Hub Assembly, 10 Bolt



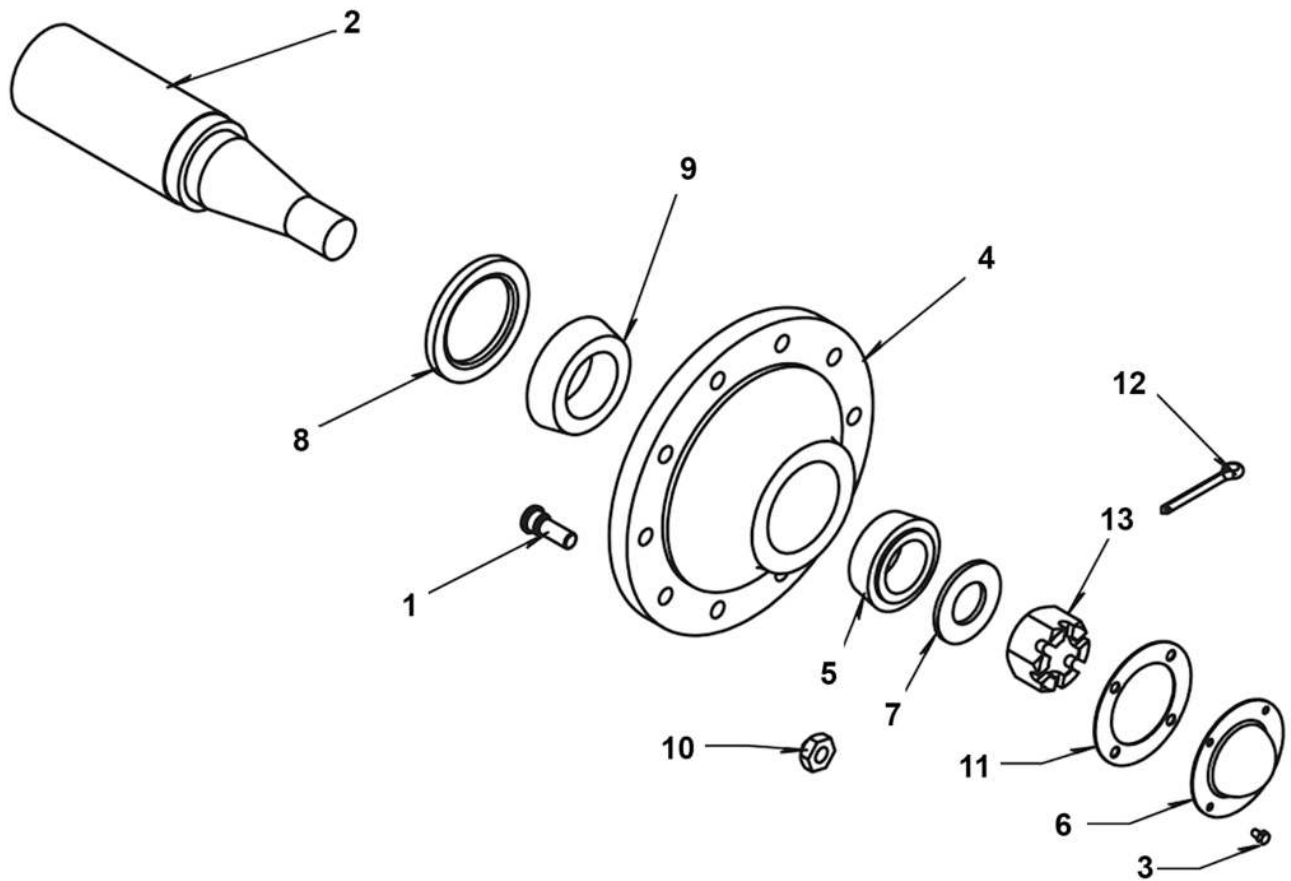


ILLUSTRATED PARTS LIST

N873 Hub Assembly, 10 Bolt Parts List

ITEM	PART NO.	QTY.	DESCRIPTION
	730110	1	N873 HUB ASSEMBLY COMPLETE (ITEMS 1-13)
1	54101216	10	WHEEL STUD
2	730111	1	SPINDLE, 18500 LB
3	730017	4	5/16 x 1/2" BOLT
4	730110	1	N873 Hub Package, 18.5k
5	130012	1	FRONT BEARING
6	730072	1	HUB CAP
7	730018	1	WASHER
8	730013	1	SEAL
9	730011	1	REAR BEARING
10	730051	10	LUG NUT
11	730016	1	HUB CAP SEAL
12	COTTER PIN	1	COTTER PIN
13	730014	1	2" CASTLE NUT

Q881 Hub Assembly, 10 Bolt



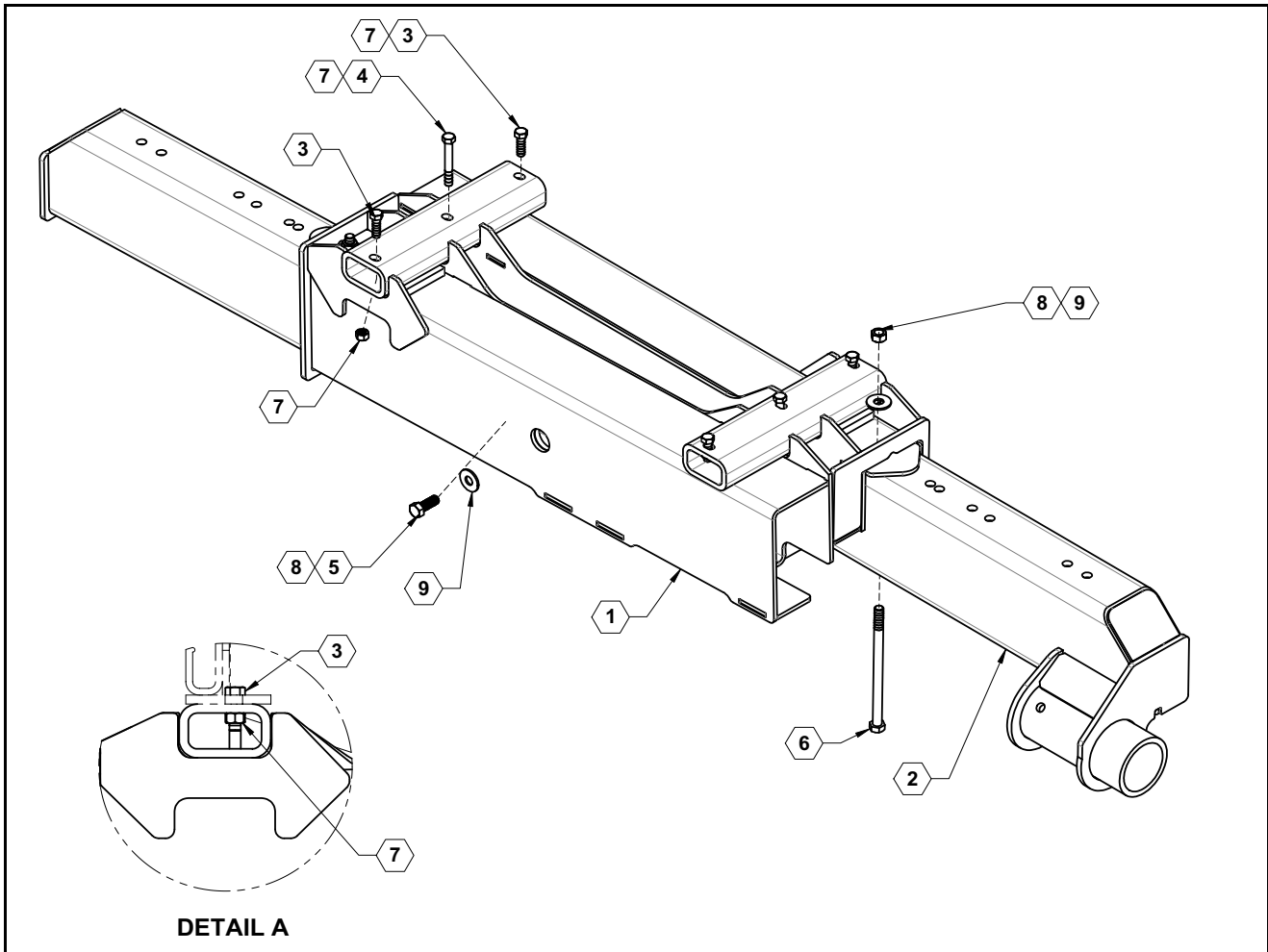


ILLUSTRATED PARTS LIST

Q881 Hub Assembly, 10 Bolt Parts List

ITEM	PART NO.	QTY.	DESCRIPTION
	730029	1	Q881 HUB ASSEMBLY COMPLETE (ITEMS 1-13)
1	NI953035	10	WHEEL STUD
2	730007	1	SPINDLE, 20000 LB
3	730017	4	5/16 x 1/2" BOLT
4	730029	1	Q881 Hub Package, 20k
5	730037	1	FRONT BEARING
6	730039	1	HUB CAP
7	730040	1	WASHER
8	730041	1	SEAL
9	730043	1	REAR BEARING
10	730051	10	LUG NUT
11	730061	1	HUB CAP SEAL
12	COTTER PIN	1	COTTER PIN

Adjustable Track Axle



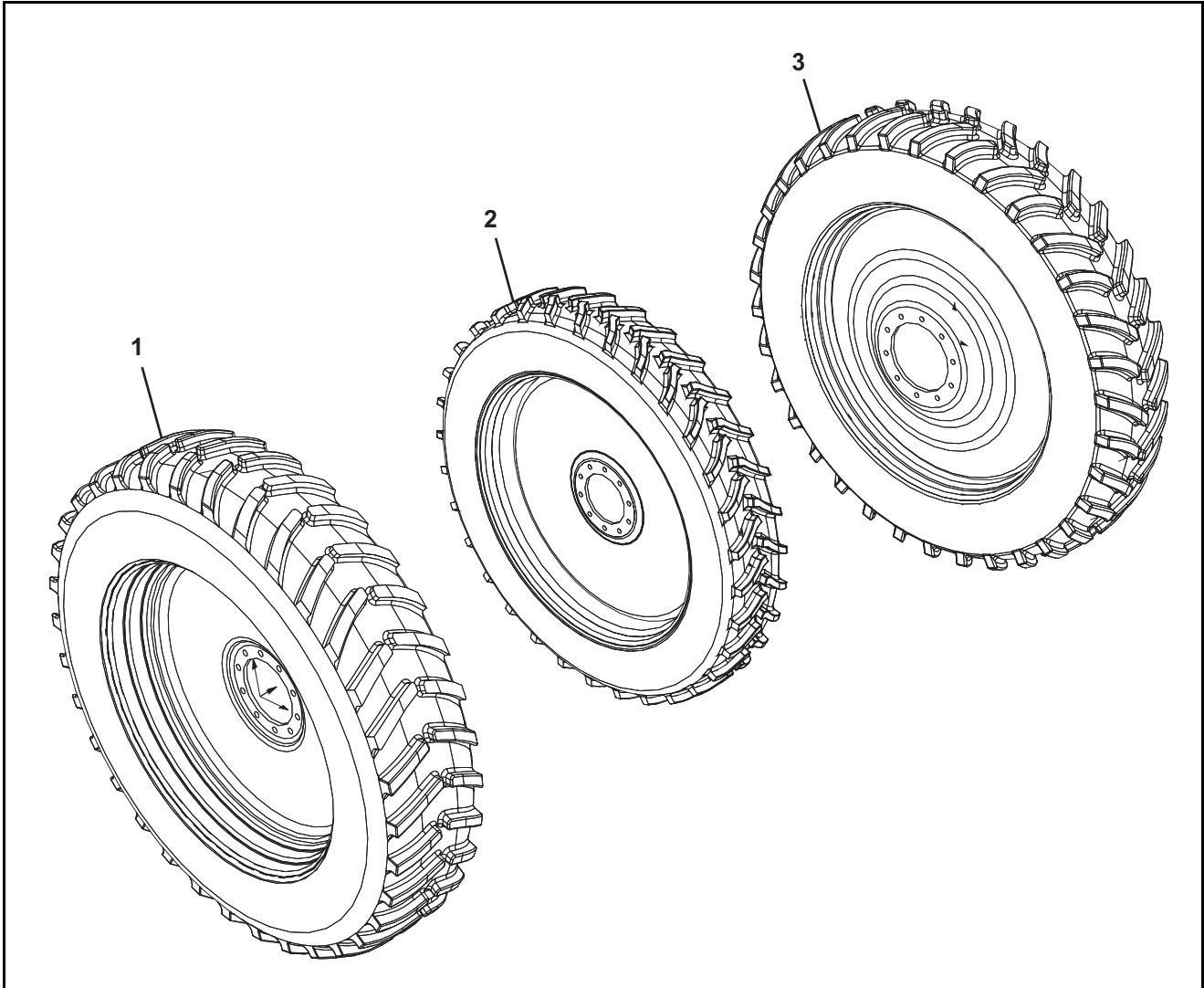
Adjustable Track Axle Parts List

ITEM	PART NO.	QTY.	DESCRIPTION
1	23955	1	AXLE RECEIVER
2	23958	AR	80-120" ADJUSTABLE AXLE
	26312	AR	84-144" ADJUSTABLE AXLE
	27948	AR	ADJUSTABLE TRACK AXLE, 45-76cm
3	596170M	4	BOLT, HH 5/8-11X2 GR5 MAGNI
4	596177M	2	BOLT, HH 5/8-11X4.5 GR5 MAGNI
5	596184M	2	BOLT, HH 3/4X2 GR5 MAGNI
6	596210M	2	BOLT, 3/4-10 X 12 GR5 MAGNI
7	590189M	6	NUT, TOPLOCK 5/8-11 MAGNI
8	596626M	4	NUT, TOPOCK 3/4-10 MAGNI
9	596259M	4	WASHER, FLAT 3/4 MAGNI



FAST GLOBAL
SOLUTIONS

Tire and Rim



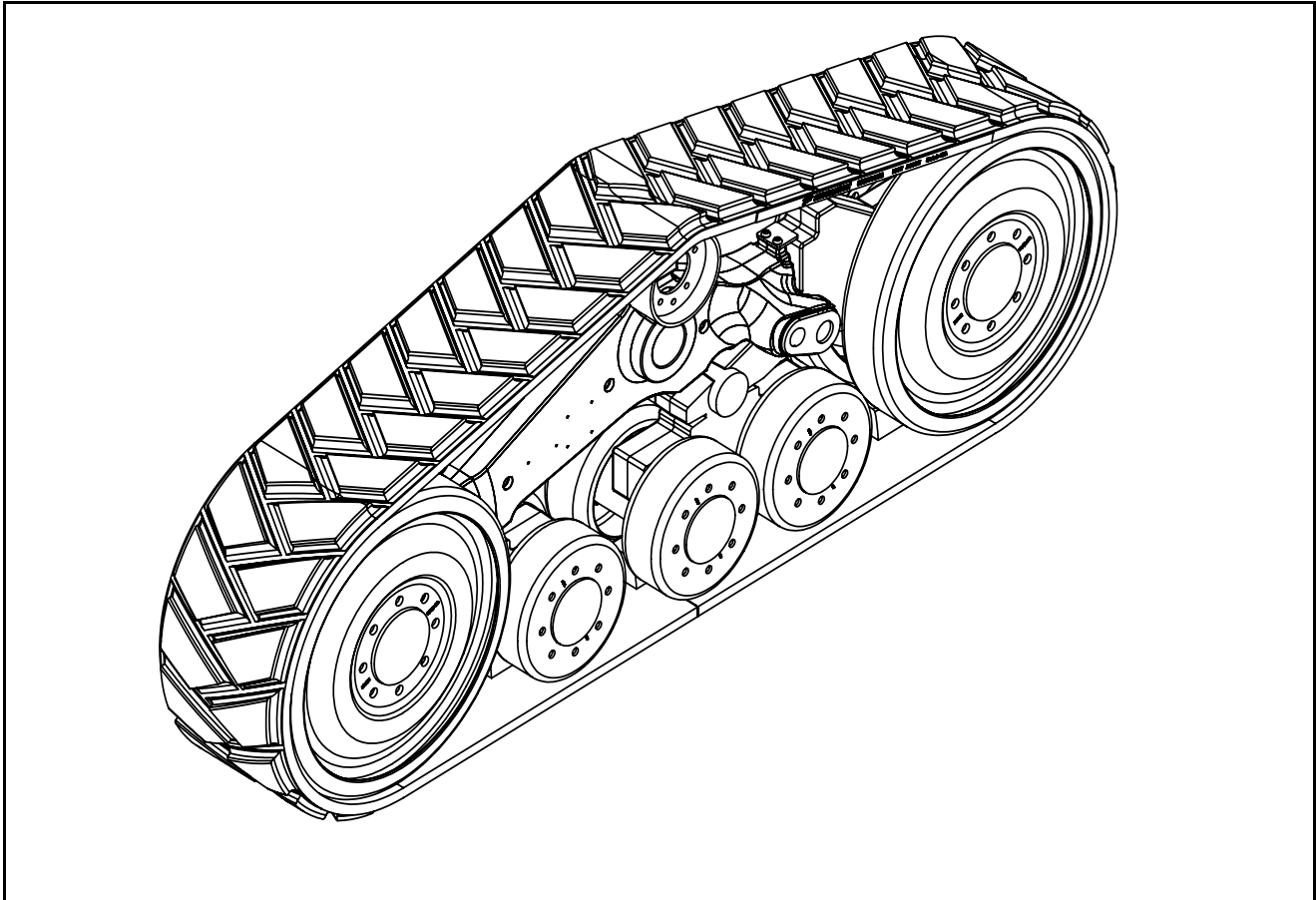


ILLUSTRATED PARTS LIST

Tire and Rim Parts List

ITEM	PART NO.	QTY. 8218	QTY. 8224	DESCRIPTION
1	700088	1 Opt.	1	480/80R50 LR176 Tire/Wheel Yellow LH
1	700086	1 Opt.	1	480/80R50 LR176 Tire/Wheel Silver LH
1	700087	1 Opt.	1	480/80R50LR176 Tire/Wheel Yellow RH
1	700085	1 Opt.	1	480/80R50LR176 Tire/Wheel Silver RH
2	700003	1		380/90R46 LR149 Tire/Wheel Yellow LH
2	700000	1		380/90R46 LR149 Tire/Wheel Silver LH
2	700002	1		380/90R46 LR149 Tire/Wheel Yellow RH
2	700001	1		380/90R46 LR149 Tire/Wheel Silver RH
3	700020	2 Opt.	2 Opt.	380/90R46 LR 149 Tire/Wheel Yellow Dual LH
3	700034	2 Opt.	2 Opt.	380/90R46 LR 149 Tire/Wheel Silver Dual LH
3	700021	2 Opt.	2 Opt.	380/90R46 LR 149 Tire/Wheel Yellow Dual RH
3	700035	2 Opt.	2 Opt.	380/90R46 LR 149 Tire/Wheel Silver Dual RH

Consult factory for other tire sizes.

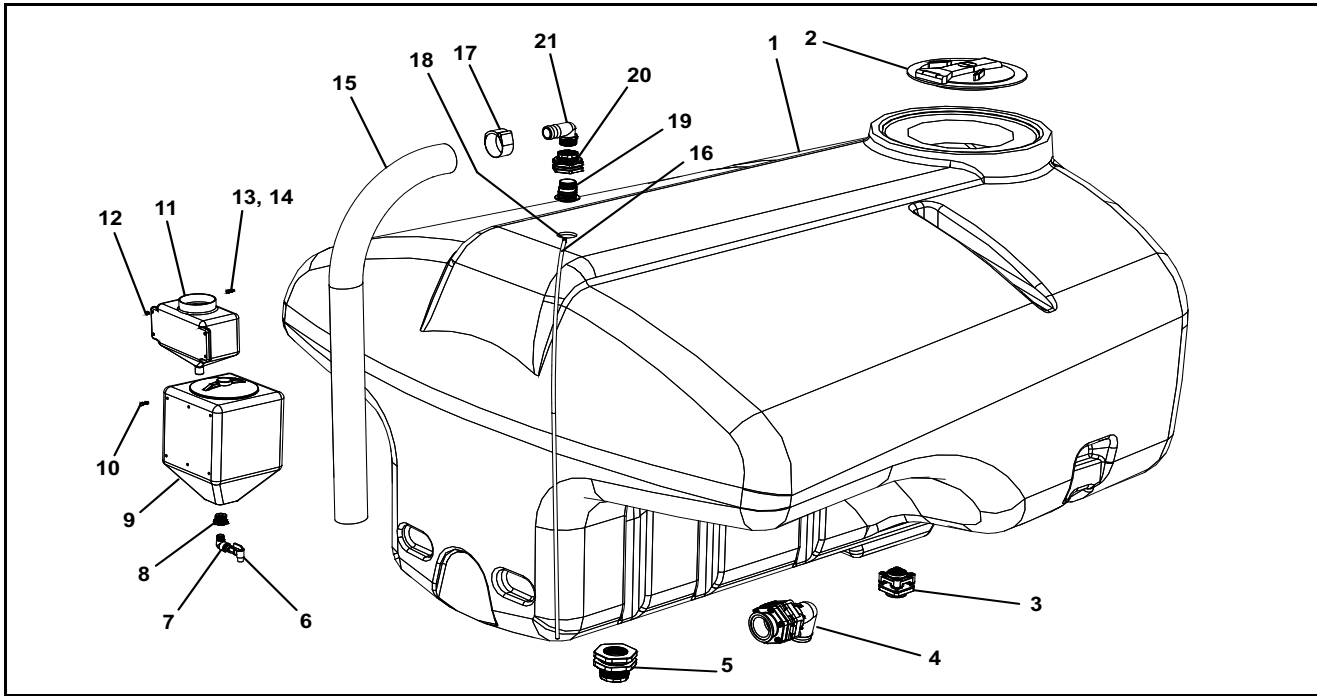
Camso Tracks**Camso Tracks Parts List**

ITEM	PART NO.	QTY.	DESCRIPTION
1	700206	AR	CAMSO TTS 40-1511, GREY
1	700202	AR	CAMSO TTS 40-1511, YELLOW
1	800259	1	DECAL, CAUTION - TRACK FIRE



ILLUSTRATED PARTS LIST

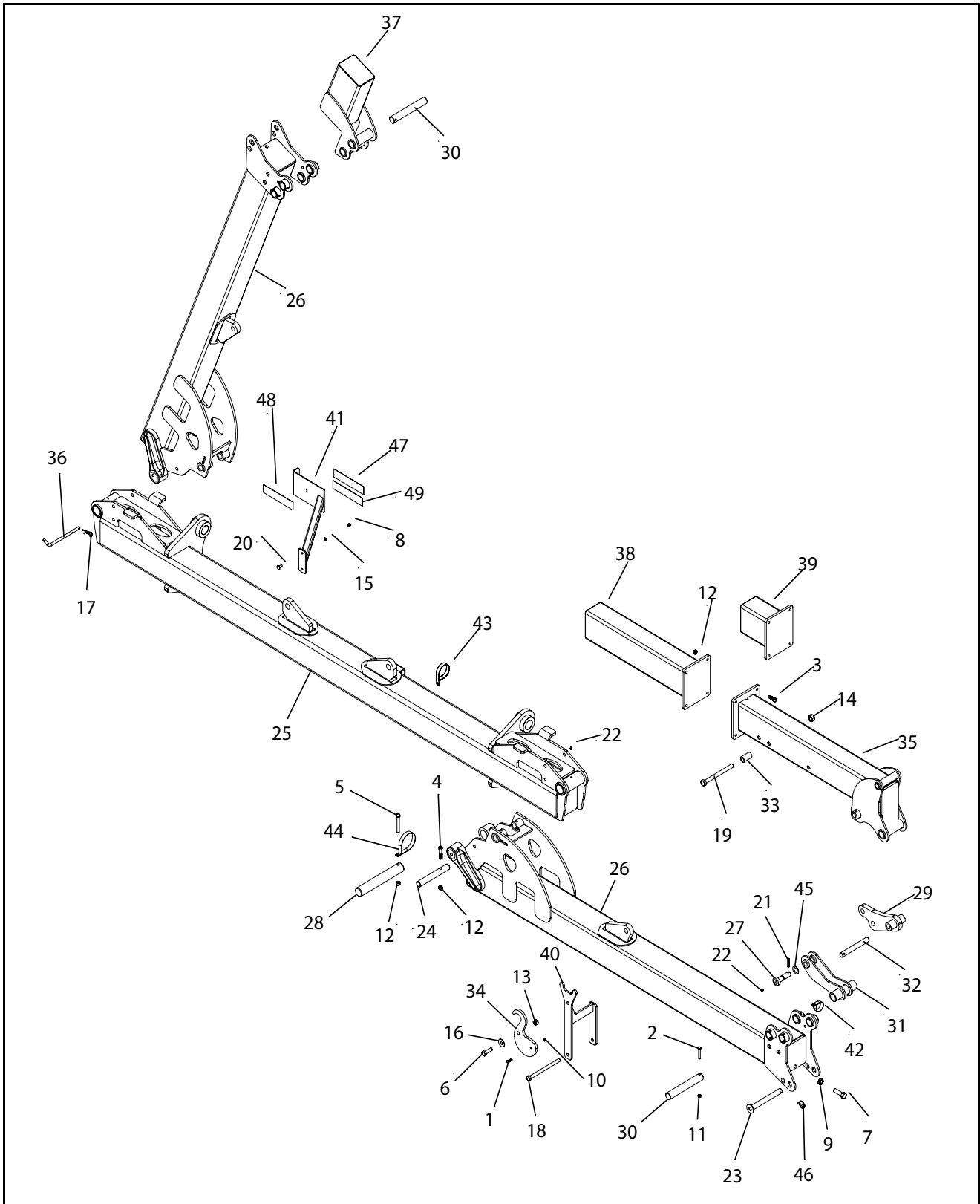
1050-2400 Tank



1050-2400 Tank Parts List

Item	Part No.	Description	8310	8313	8318	8324
1	570085	Tank 1050 Gallon Yellow	1			
NS	570084	TANK 1050 GALLON WHITE	1			
NS	570087	TANK 1350 GALLON YELLOW		1		
NS	570086	TANK 1350 GALLON WHITE		1		
NS	570089	TANK 1800 GALLON YELLOW			1	
NS	570088	TANK 1800 GALLON WHITE			1	
NS	570091	TANK 2400 GALLON YELLOW				1
NS	570090	TANK 2400 GALLON WHITE				1
2	570070	LID ASSEMBLY	1	1	1	1
3	530116	FITTING TANK (BJMBF150200BD)	1	1		
3	530350	FITTING TANK (BJMBF222BD)			1	1
4	96SASUMP96	SUMP FITTING W/ELBOW	1	1		
5	530164	3 INCH POLYPRO TANK FLANGE ASSEMBLY			1	1
6	510022	HOSE 3/4 FLO-RITE FAUCET CLEAR	1	1	1	1
7	530151	3/4 INCH POLY STREET ELBOW - 90 DEGREE	1	1	1	1
8	530143	BUSHING REDUCER 1-1/4 TO 3/4" NPT	1) USED ON 10 GA OPT.			
9	570097	TANK 10 GALLON RINSE YELLOW	1) USED ON 10 GA OPT.			
NS	570092	TANK 10 GALLON RINSE WHITE	1) USED ON 10 GA OPT.			
10	114	BOLT HEX HEAD 5/16 X 3/4" GRADE 5 ZP	6) USED ON 10 GA OPT.			
NS	570044	TANK 2.5 GALLON RINSE WHITE	OPT. W/ WHITE TANK			
12	228	HUT HEX NYLOCK ZP	4	4	4	4
13	257	WASHER FLAT 5/16" ZP	4	4	4	4
14	116	BOLT HEX HEAD 5/16 X 1-1/2" GRADE 5 ZP	4	4	4	4
15	510025	HOSE OVERFLOW 2"	7 Ft	7 Ft	7 Ft	7 Ft
16	510023	BURP TUBE PUMP	18 Ft	18 Ft	18 Ft	18 Ft
17	540007	CLAMP T BOLT	1	1	1	1
18	530004	1/4" X 1/4" MALE ELBOW	1	1	1	1
19	530331	2" VENT CAP WITHOUT SCREEN	1	1	1	1
20	530163	2" POLY TANK FITTING	1	1	1	1
21	530051	2" MPT X 2" HOSE SHANK - 90	1	1	1	1

Center, Inner and Outer Wing Section



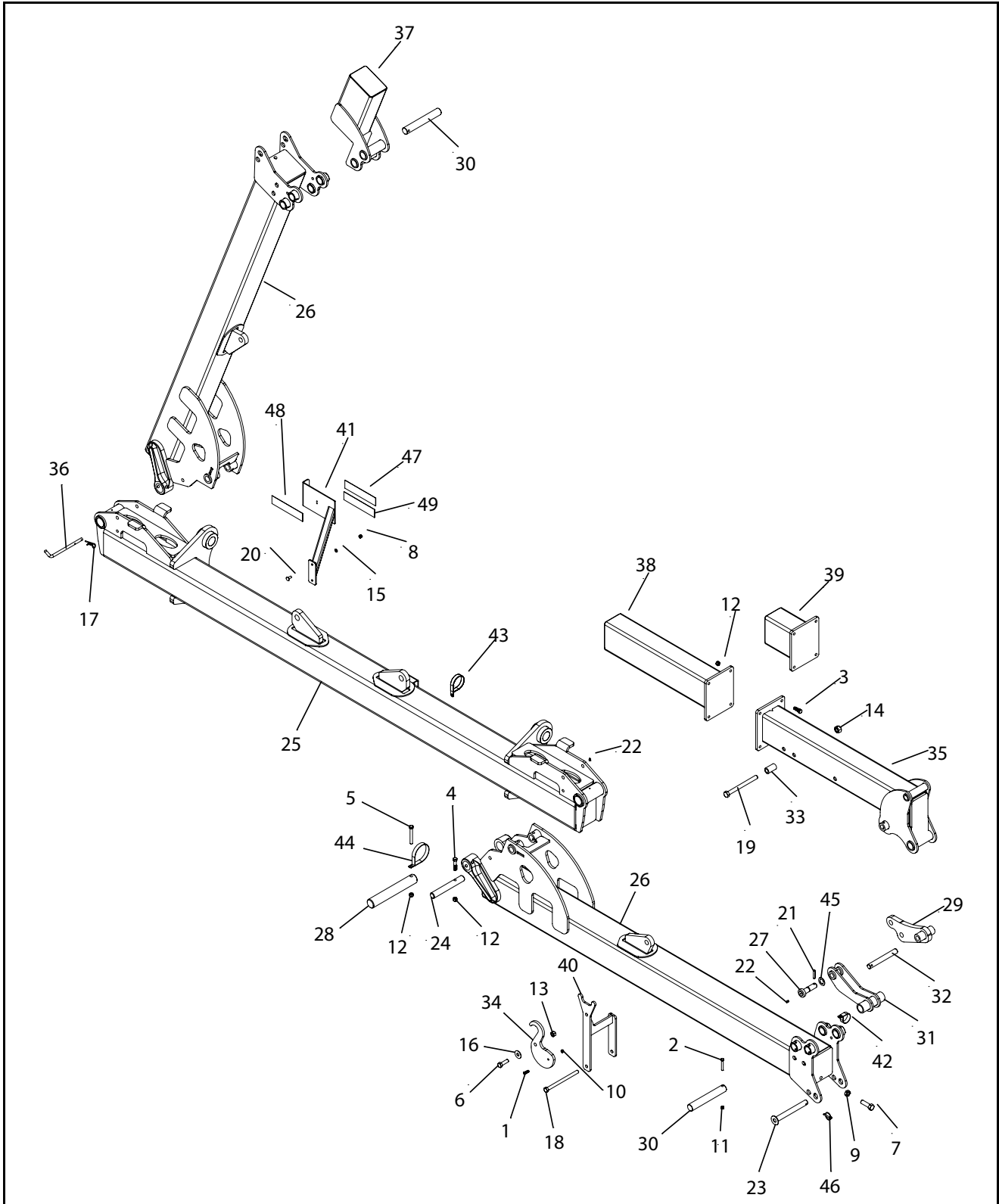


ILLUSTRATED PARTS LIST

Center, Inner and Outer Wing Section Parts List

ITEM	PART NO.	QTY.	DESCRIPTION
1	115	AR	BOLT, 5/16 X 1" GRADE 5 ZP
2	131	AR	BOLT, 3/8 X 2-1/2" GRADE 5 ZP
3	153	AR	BOLT, 1/2 X 1-1/2" GRADE 5 ZP
4	155	2	BOLT, 1/2 X 2-1/2" GRADE 5 ZP
5	158	2	BOLT, 1/2 X 4" GRADE 5 ZP
6	170	AR	BOLT, 5/8 X 2" GRADE 5 ZP
7	185	AR	BOLT, 3/4 X 2-1/2" GRADE 5 ZP
8	213	4	NUT, 3/8" ZP
9	225	AR	NUT, JAM, 3/4" ZP
10	236	AR	NUT, CENTERLOCK, 5/16" ZP
11	237	AR	NUT, CENTERLOCK, 3/8" ZP
12	239	AR	NUT, CENTERLOCK, 1/2" ZP
13	240	AR	NUT, CENTERLOCK, 5/8" ZP
14	241	AR	NUT, CENTERLOCK, 3/4" ZP
15	250	4	WASHER, LOCK, 3/8" ZP
16	261	AR	WASHER, 5/8" ZP
17	285	2	PIN, HITCH, 1/8 X 3-1/8" ZP
18	477	AR	BOLT, 5/8 X 8-1/2" GRADE 5 ZP
19	488	AR	BOLT, 3/4 X 8-1/2" GRADE 5 ZP
20	592	4	BOLT, CARRIAGE, 3/8 X 1" GRADE 5 ZP
21	707	AR	ROLL PIN, 3/8 X 2"
22	759	AR	ZERK, 1/4-28 STRAIGHT
23	8339	AR	FLIP WING LOCKING PIN
24	17026	2	PIN, DOWN PRESSURE
25	17044	1	WELDMENT, CENTER SECTION
26	17053	2	WELDMENT, MAIN WING
27	17060	AR	WELDMENT, 1" PIN
28	17063	2	PIN, MAIN WING
29	17076	AR	WELDMENT, FLIP CYLINDER LINK
30	17079	AR	PIN, FLIP BASE
31	17080	AR	WELDMENT, FLIP LINKAGE
32	17083	AR	PIN, 8300 FLIP LINKAGE
33	17142	AR	TUBE, WING LOCK
34	17143	AR	LATCH, OVERCENTER, 8300

Center, Inner and Outer Wing Section Parts List (Cont.)



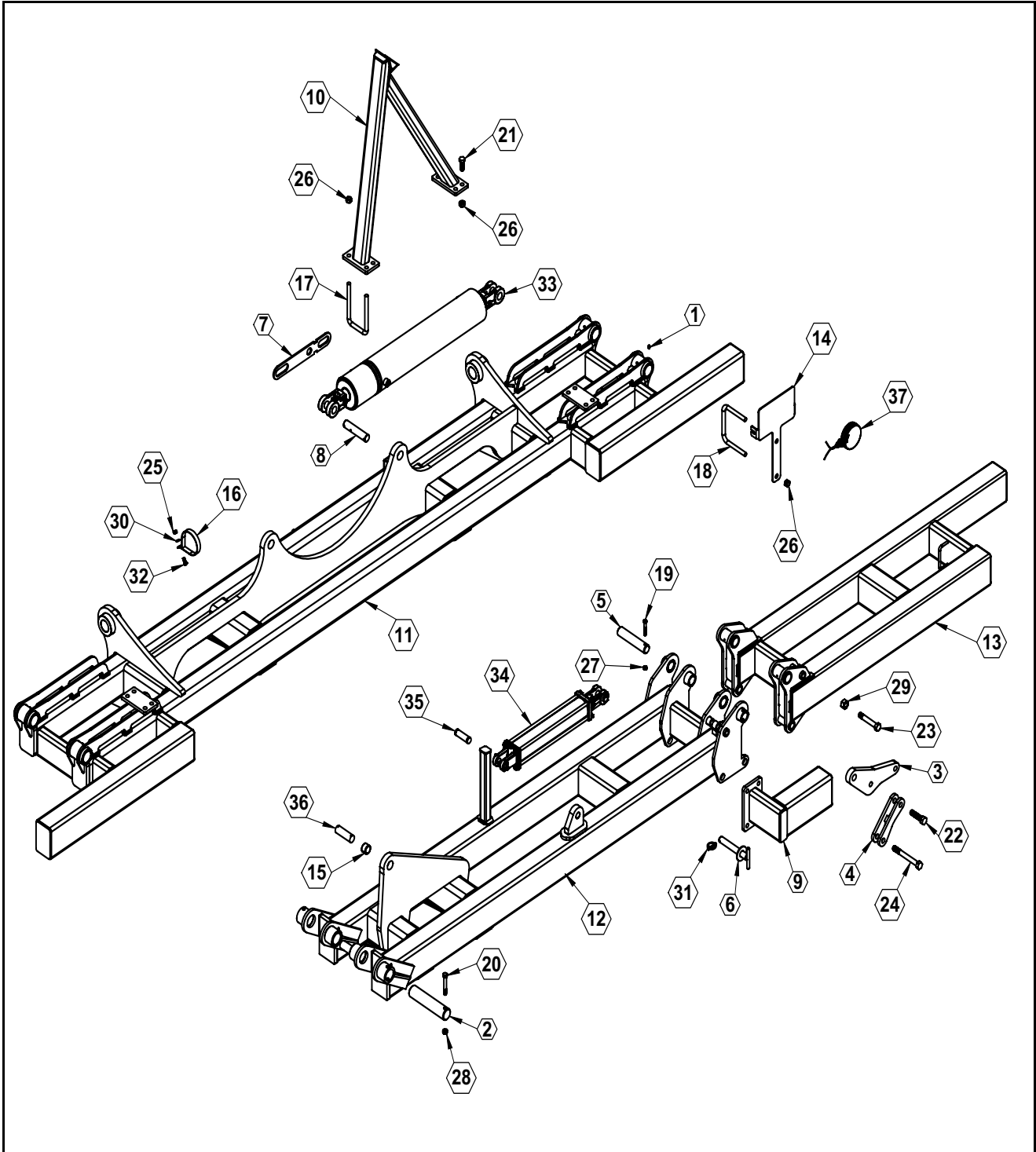


ILLUSTRATED PARTS LIST

Center, Inner and Outer Wing Section Parts List (Cont.)

ITEM	PART NO.	QTY.	DESCRIPTION
35	17170	AR	WELDMENT, FLIP WING
36	17808	2	PIN, WING LOCK
37	17814	AR	13 COULTER EXTENSION
38	17834	AR	TUBE EXTENSION WELDMENT
39	17836	AR	TUBE EXTENSION WELDMENT
40	17887	AR	MOUNT, OVERCENTER LATCH
41	17897	2	LIGHT MOUNT
42	540051	AR	P-CLAMP, 2" W/3/8" HOLE
43	540052	2	P-CLAMP, 3" W/3/8" HOLE
44	540054	2	P-CLAMP, 4" WITH 0.5" HOLE
45	590179	AR	WASHER, 1 X 14 GA ZP
46	710005	AR	LYNCH PIN, 1/4 X 1-3/4" ZP
47	800109	2	DECAL, RED REFLECTOR
48	800110	2	DECAL, AMBER REFLECTOR
49	800111	2	DECAL, ORANGE REFLECTOR

8300DB Tool Bar



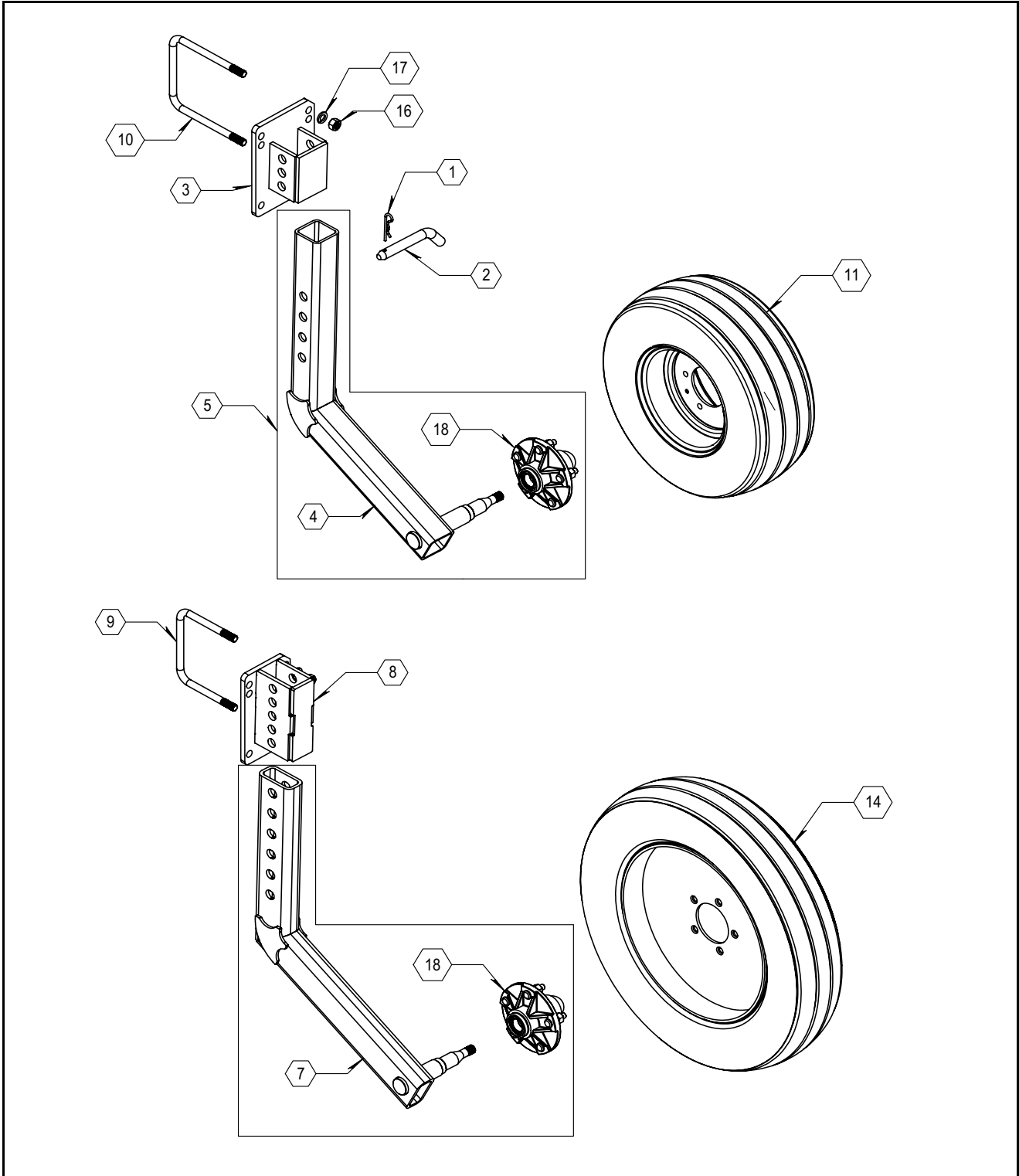


ILLUSTRATED PARTS LIST

8300DB Tool Bar Parts List

ITEM	PART NO.	QTY.	DESCRIPTION
1	759	8	ZERK, 1/4-28 STRAIGHT
2	2120	4	PIN, 2" INNER WING HINGE
3	5539	2	PLATE, BOOMERANG SCISSOR LINK
4	5543	2	SCISSOR LINK FLIP WING
5	5617	4	PIN, 1.5" OUTER FLIP WING HINGE
6	5743	4	PIN, 1" OUTER WING LOCK
7	15857	3	PLATE, CYLINDER ANTIROTATE
8	15859	3	PIN, ANTIROTATE
9	16090	AR	BOLT ON COULTER OFFSET
10	16094	2	WING STAND WLDMT
11	21601	1	CENTER SECTION W LDMNT
12	21602L	1	WING, INNER LH W LDMT
	21602R	1	WING, INNER RH W LDMNT
13	21603R	1	WING, OUTER RH W LDMT
	21603L	1	WING, OUTER LH W LDMNT
14	21610	2	BRACKET, LIGHT MOUNT
15	530291	2	BUSHING, 1 1/4" I.D. x 1" LG
16	540053	4	P-CLAMP, 4" W 3/8" HOLE
17	590062	4	U-BOLT, 4 X 6 X 5/8"
18	590075	AR	U-BOLT, 5/8 X 7-1/16" X 6-1/2", ZP
19	596131M	4	BOLT, HH 3/8-16X2-1/2 GR5 MAGNI
20	596157M	4	BOLT, HH 1/2X3-1/2 GR5 MAGNI
21	596172M	8	BOLT, HH 5/8-11X1-3/4 GR5 MAGNI
22	596186M	2	BOLT, HH 3/4-10 FT X 3 GR8 MAGNI
23	596189M	2	BOLT, HH 3/4-10 X 4 X 1 GR5 MAGNI
24	596193M	2	BOLT, HH 3/4-10X6-1/2 GR5 MAGNI
25	596213M	4	NUT, HEX 3/8-16 MAGNI
26	596232M	AR	NUT, HEX NYLOCK 5/8-11 MAGNI
27	596237M	4	NUT, CENTERLOCK 3/8 MAGNI
28	596239M	4	NUT, CENTERLOCK, 1/2-13 MAGNI
29	596241M	6	NUT, CENTERLOCK 3/4-10 MAGNI
30	596250M	4	LOCKWASHER 3/8 MAGNI
31	596296M	4	LYNCH PIN, 1/4 X 1-3/4 MAGNI
32	596592M	4	BOLT, CARR., 3/8-16 X 1" MAGNI
33	620030	2	CYLINDER, 5 X 24 X 2"
34	620057	2	CYLINDER, 3 X 16"
35	620072	4	PIN, CYLINDER, 1 X 3-3/8"
36	620075	2	PIN, CYLINDER, 1-1/4 X 3-7/8"
37	740024	2	LIGHT, AMBER, PED. MOUNT

Gauge Wheel



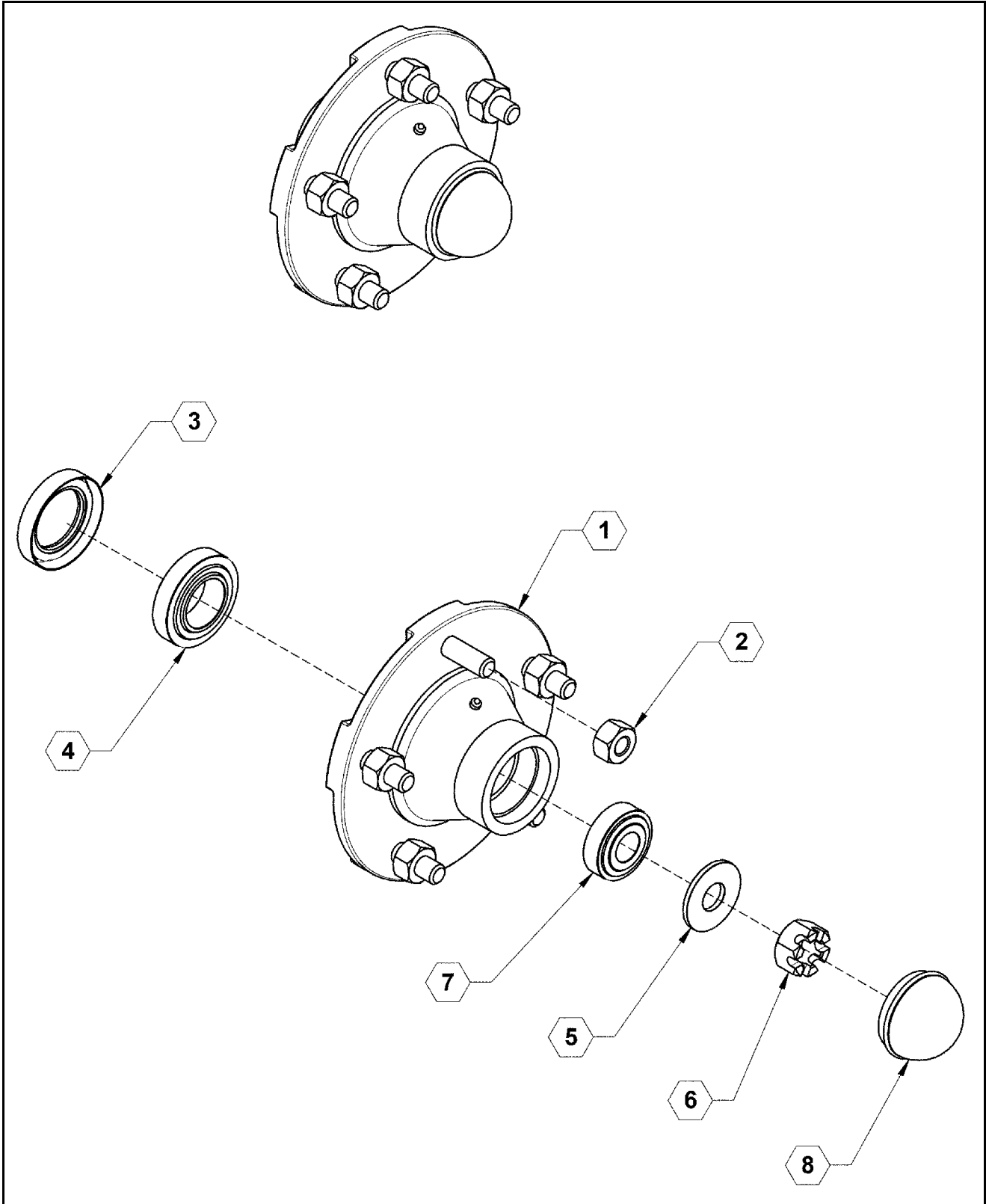


ILLUSTRATED PARTS LIST

Gauge Wheel Parts List

ITEM	PART NO.	QTY.	DESCRIPTION
1	285	AR	PIN, HITCH, 1/8 X 3-1/8" ZP
2	19061	AR	PIN, CROSS
3	19055L	AR	STANDARD GAUGE WHEEL MOUNT
NS	19055R	AR	STANDARD GAUGE WHEEL MOUNT
4	19060L	AR	STANDARD GAUGE WHEEL ARM
NS	19060R	AR	STANDARD GAUGE WHEEL ARM
5	19063L	AR	STANDARD ARM WITH HUB
NS	19063R	AR	STANDARD ARM WITH HUB
6	22041L	AR	NARROW ARM WITH HUB
NS	22041R	AR	NARROW ARM WITH HUB
7	22045L	AR	NARROW GAUGE WHEEL ARM
NS	22045R	AR	NARROW GAUGE WHEEL ARM
8	22050L	AR	NARROW GAUGE WHEEL MOUNT
NS	22050R	AR	NARROW GAUGE WHEEL MOUNT
9	590061	AR	U-BOLT 5/8 X 5 X 7"
10	590108	AR	U-BOLT 5/8 X 7 X 7"
11	700023	AR	WHEEL, 20.5 X 8 X 10, YELLOW
12	700030	AR	WHEEL, 20.5 X 8 X 10, SILVER
13	700133	AR	NARROW WHEEL, SILVER
14	700134	AR	NARROW WHEEL, YELLOW
15	730030	AR	NUT, LUG
16	596216M	AR	NUT, HEX 5/8 MAGNI
17	596253M	AR	LOCKWASHER 5/8 MAGNI
18	730003ASSY	AR	HUB ASSEMBLY

Q736 Hub Assembly, 5 Bolt



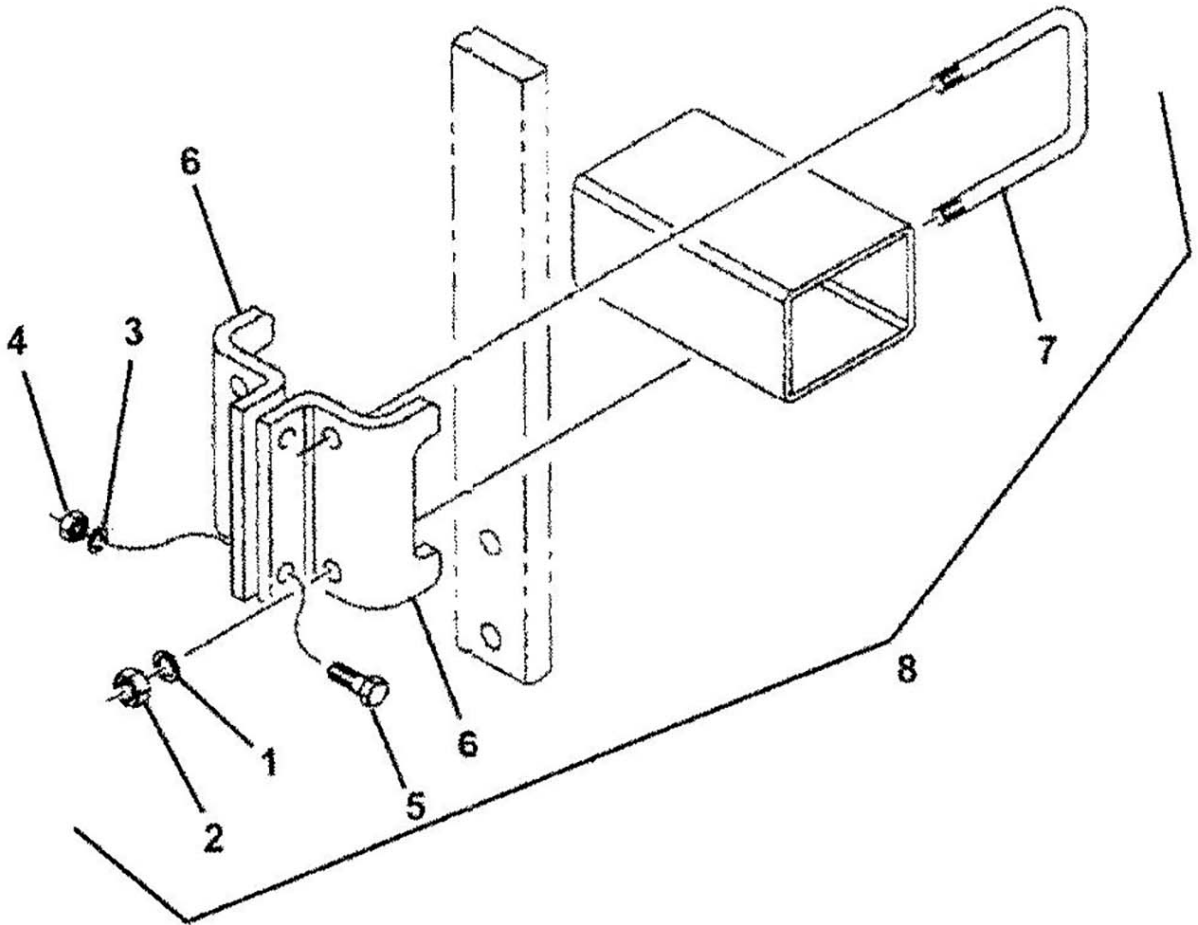


ILLUSTRATED PARTS LIST

Q736 Hub Assembly, 5 Bolt Parts List

ITEM	PART NO.	QTY.	DESCRIPTION
1	730003	1	Q736 HUB ASSEMBLY (ITEMS 1-7)
2	1724	5	WHEEL STUD BOLT, 913576
2	1725	5	WHEEL LUG NUT, 912919
3	1716	1	SEAL QDS 906296
4	1710	1	INNER CUP (LM67010)
4	1712	1	INNER CONE (LM67048)
5	730034	1	HUB WASHER
6	730035	1	CASTLE NUT N669
7	1711	1	OUTER CUP (LM11910)
7	1713	1	OUTER CONE (LM11949)
8	1714	1	HUB CAP QDS 909931

Mounting Clamp Kit for Auscherman Coulter Option



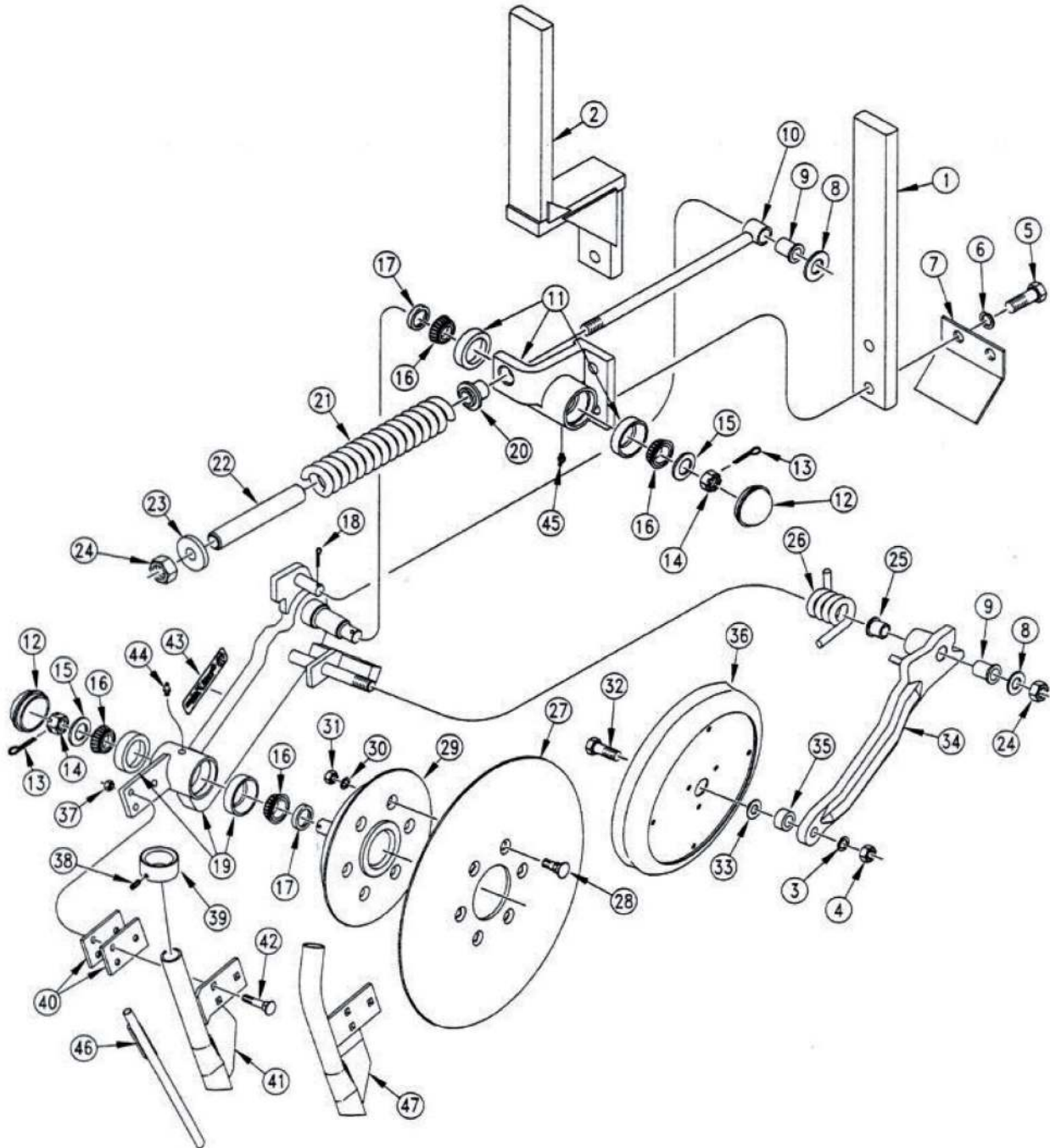


ILLUSTRATED PARTS LIST

Mounting Clamp Kit for Auscherman Coulter Option Parts List

ITEM	VENDOR PART NO.	FAST PART NO.	QTY.	DESCRIPTION
1	804-022C	253	4	LOCKWASHER 5/8" ZP
2	803-021C	216	4	NUT HEX 5/8 ZP
3	804-015C	252	2	LOCKWASHER 1/2" ZP
4	803-020C	215	2	NUT HEX 1/2" ZP
5	802-091C	153	2	BOLT HEX HEAD 1/2 X 1-1/2 GR5 ZP
6	204-188D		AR	6" SPLIT BAR CLAMP
6	204-189D		AR	7" SPLIT BAR CLAMP
7	806-116C		AR	U-BOLT 6 X 4 X 5/8, Use With 204-356k
7	806-083C		AR	U-Bolt 5/8-11 X 7 1/32 X 7 1/2, Use With 204-228k
7	806-084C		AR	U-Bolt 5/8-11 X 7 1/32 X 9 1/2, Use With 204-224k
7	806-131C		AR	U-Bolt 5/8-11 X 7 1/32 X 6, Use With 204-243k
8	204-356K	750024	1	6 X 4 BAR CLAMP KIT
8	204-224K	750046	1	7 x 7" Square Bar Clamp Kit
8	204-228K	750047	1	7 x 5" Square Bar Clamp Kit

Auscherman Vantage II Coulter



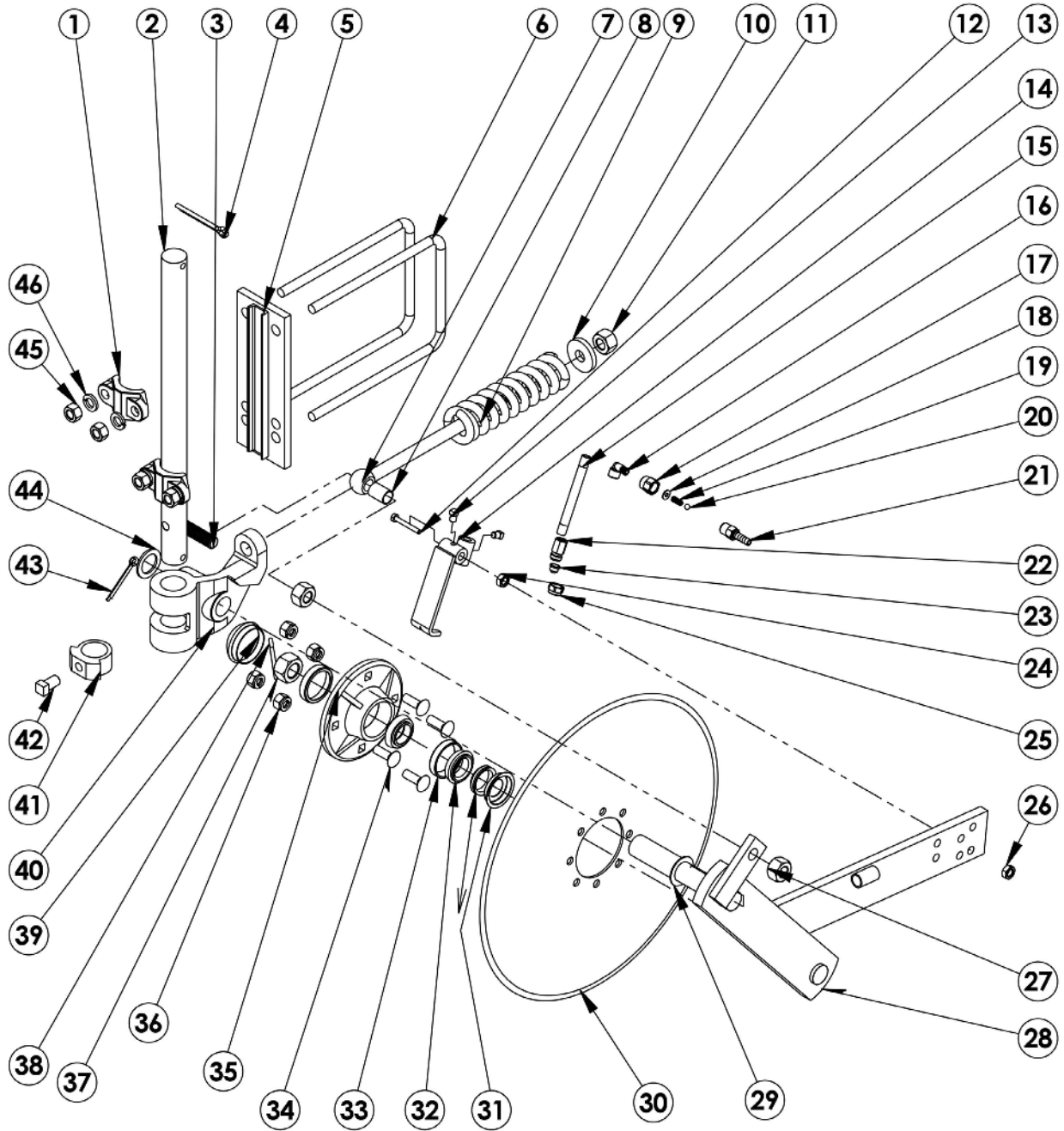


ILLUSTRATED PARTS LIST

Auscherman Vantage II Coulter Parts List

ITEM	VENDOR PART NO.	FAST PART NO.	QTY.	DESCRIPTION
1	807-124C	750026		21" Flat Bar Angled Coulter Shank
2	820-181C			Vantage II 5" Offset Flat Shank RH (Shown)
NS	820-182C			Vantage II 5" Offset Flat Shank LH
NS	804-022C			Washer Lock Spring 5/8
NS	803-021C			Nut Hex 5/8-11 Plt
5	802-064C			Hex Head Cap Screw 3/4-10 X2 Grade 5
6	804-023C			Washer Lock Spring 3/4
7	204-154D			Front Shield
8	804-025C			Washer Flat 3/4 SAE
9	817-051C			Swing Arm Bushing
10	204-209H			Blade Spring Rod Weldment
11	204-233V			Coulter Pivot RH Sub-Assembly (Shown)
	204-235V			Coulter Pivot LH Sub-Assembly
12	200-001D			Hub Grease Cap
13	805-017C			Pin Cotter 3/16 X 1-3/4
14	803-029C			Nut Hex Slotted 7/8-14
15	804-055C			Washer Spindle - 7/8
	822-020C			Bearing Cup LM-67010 (Not Shown)
16	822-021C			Bearing Cone LM-67048
17	816-009C			Oil Seal Double Lip
18	805-063C			Pin Cotter 3/32 X 1 Long
19	204-234V			Blade Arm RH Sub-Assembly (Shown)
	204-236V			Blade Arm LH Sub-Assembly
20	817-029C			Bushing Coulter Casting
21	807-074C			Spring 2.25 OD X .5 Coil
22	204-107D			Spring Rod Sleeve 1-1/8 OD
23	812-031C			Casting Coulter Spring Washer
24	803-025C			Nut Hex 3/4-10 Plt Nylock
25	817-084C			Parallel Arm Pivot Bushing
26	807-089C			Torsion Spring 3/8 Wire RH (Shown)
	807-090C			Torsion Spring 3/8 Wire LH
27	820-093C			Single Bevel 18 Coulter Blade
28	802-354C			Plow Bolt 1/2-13 X 1-1/2 Grade 5
29	204-145D			Coulter Hub
30	804-015C			Washer Lock Spring 1/2
31	803-020C			Nut Hex 1/2-13
32	802-281C			Hex Head Cap Screw 5/8-11 X2-3/4 Grade 5
33	804-019C			Washer Flat 5/8 USS
34	201-141D			Wiper Wheel Arm RH (Shown)
	204-142D			Wiper Wheel Arm LH
35	204-153D			Wiper Wheel Spacer
36	198-057S			2 x 13 Depth Wheel Assembly
	822-095C			Press Wheel Bearing Only
	814-083C			Press Wheel Tire Only
37	803-013C			Nut Lock 3/8-16 Plt
38	801-015C			Screw Set Socket Head 1/4-20 (1/2)
39	204-268D			Dry Fertilizer Tube Collar
40	816-134C			Rubber Pad
41	820-124C			Dry Fertilizer Tube RH
	820-125C			Dry Fertilizer Tube LH
42	802-406C			RHSNB 3/8-16 (1-3/4 SS)
43	838-482C			Decal Gp Planting Components
44	800-001C			Grease Zerk Straight 1/4-28
45	800-073C			Grease Zerk 1/4-28 X 90°
46	890-580C			Vantage II Liquid Insert
47	204-412H	750025		Vantage II RH Dry Drop Tube Weldment (shown)
	204-413H			Vantage II LH Dry Drop Tube Weldment
	204-218L	750022		Coulter Vantage II RH (Incl 8-45,47)
	204-219L	750023		Coulter Vantage II LH (Incl 8-45,47 LH)

Auscherman Coulter Assembly



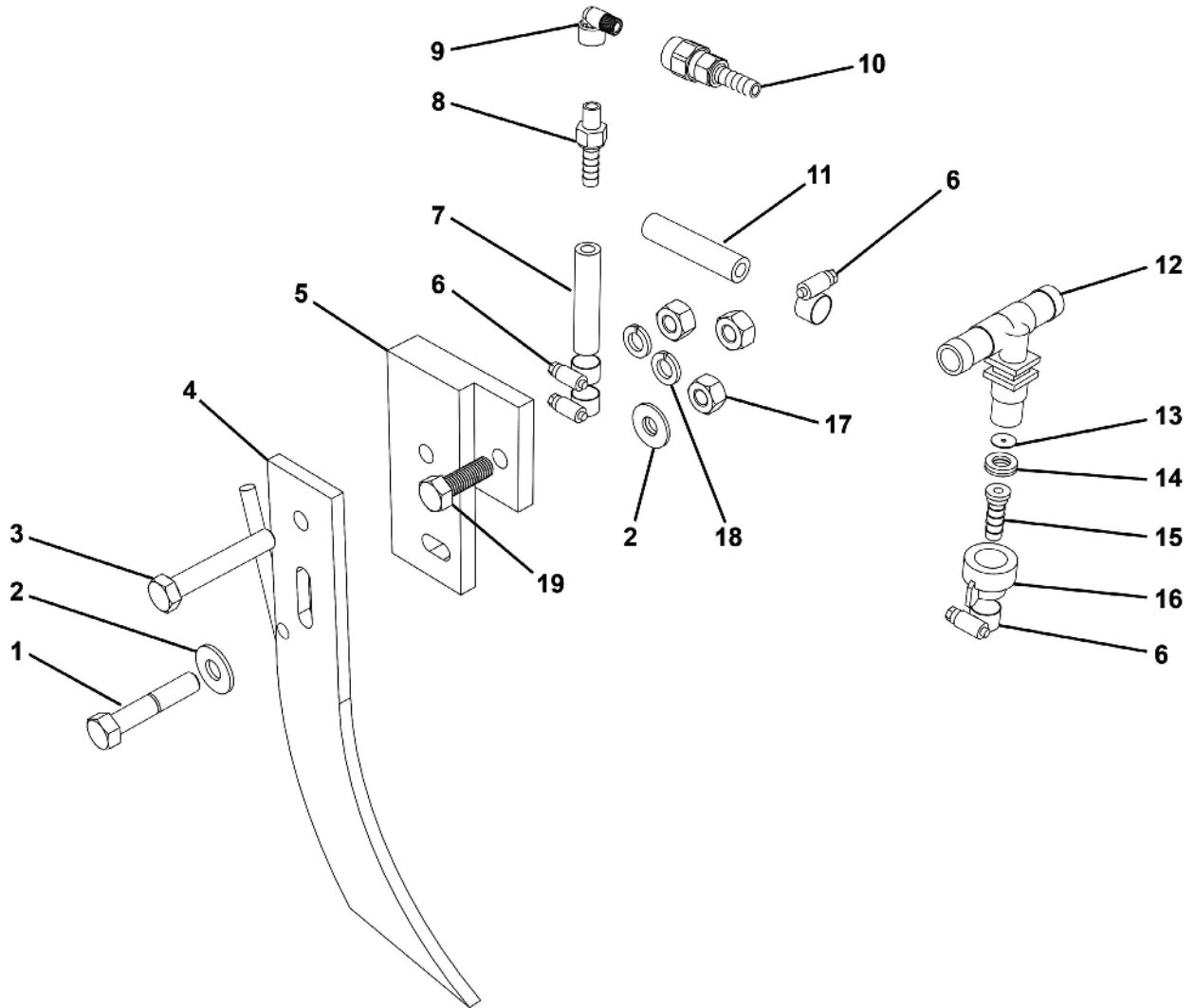


ILLUSTRATED PARTS LIST

Auscherman Coulter Assembly Parts List

ITEM	VENDOR PART NO.	FAST PART NO.	QTY.	DESCRIPTION
1	N369	590005	2	Casting Clamp
2	N343	750012	1	1-1/2" Straight Coulter Shank
NS	N345	750055	AR	1-1/2" Offset Coulter Shank
NS		750054	1	1-1/2" Offset Coulter Shank Special
NS		750053	1	1-1/2" Offset Coulter Shank Special
3		186	1	Bolt Hex Head 3/4 X 3 Grade 5 Zp
4			2	Cotter Pin 5/16" X 3
5	FPC510		1	Clamp Plate
6	N367-1		2	U-Bolt 7 X 8-1/2 X 5/8 E-Coat
7	FBU6B0		1	Bushing Nylon For Spring Rod
8	N347-7		1	Spring Rod
9	N347-5		1	Spring Coulter
10	S233		1	Spring Bushing Casting
11	N347-3	233	1	Nut Hex Head 3/4 Nylock Zp
12		750010	1	Bolt Hex Head 1/2 X 4 Grade 5 SS
13	FBH0816-SS	750018	2	Set Screw 3/8 X 1/2"
14	FBS0602	750016	1	Rock Guard
15	COI100-7	530199	1	Nipple, Pipe 1/4 X 5 SS
16	TJ-4676-22-1/4	530246	1	Elbow, Street 1/4" NPT SS
	TJ-CP4916-250	530188	1	Hose Shank Check Valve Assembly Items 17-21
17			1	Adapter 11/16" X 1/4" NPT
18	TJ-4676-22-1/4		1	Orifice Plate 302 SS
19	TJ-CP4916-250		1	Spring 5# 302 SS
20	TJ-CP3655-5-SS		1	Ball 302 SS
21	TJ-CP7671-5/16/SS		1	Hose Shank 11/16 X 1/4" NPT 303 SS
22	TJ-39189-8400-406-SS	520014	1	Teejet Body SS
23	TJ-CP1321-SS		1	Tip SS Teejet (Specify Tip Size)
24	TP-00xx-SS	750009	1	Hut Hex Head Jam 1/2" SS
25	FNJ08-SS	750015	1	Nozzle Cap SS
26	TJ-CP1325SS	750011	1	Nut Hex Head Nylock 1/2" SS
27	FNJL08-SS		1	Nut Hex Head 3/4" Nf Zp
28	FNL12-NF		1	Swing Arm W Hub
29	N347-47		1	Bushing Coulter Flanged
30	N347-6	750014	1	Coulter Ripple 20"
31	N342		1	Seal Coulter 2 Piece
32	W40-2		1	Bearing
33	W32		2	Cup
34	W38		2	Bolt Carriage 1/2" X 1-1/2" Zp
35	FBC0806		4	Hub Assembly Complete (Items 31-33,35,37-39)
	W23Y		1	Hub Only
36	W23		1	Nut Hex Head 1/2" Zp
37	FNH08		4	Nut Spindle 5/8"
38	W60		1	Pin Cotter 1/8" X 1-1/4"
39	FPC497		1	Cap Hub
40	W50		1	Coulter Hinge Casting
41	N347-1	750008	1	Locking Collar 30°
NS	N347-2		OPT.	Locking Collar 45°
42	N347-2/45		1	Setscrew 5/8" X 1"
43	FBS1004		1	Pin Cotter 1/8" X 1-1/4"
44	FPC505		1	Bushing 1/8" Thick
45	FWM18	216	4	Nut Hex Head 5/8" Zp
46		253	4	Washer Lock 5/8"

Auscherman Knife Assembly





ILLUSTRATED PARTS LIST

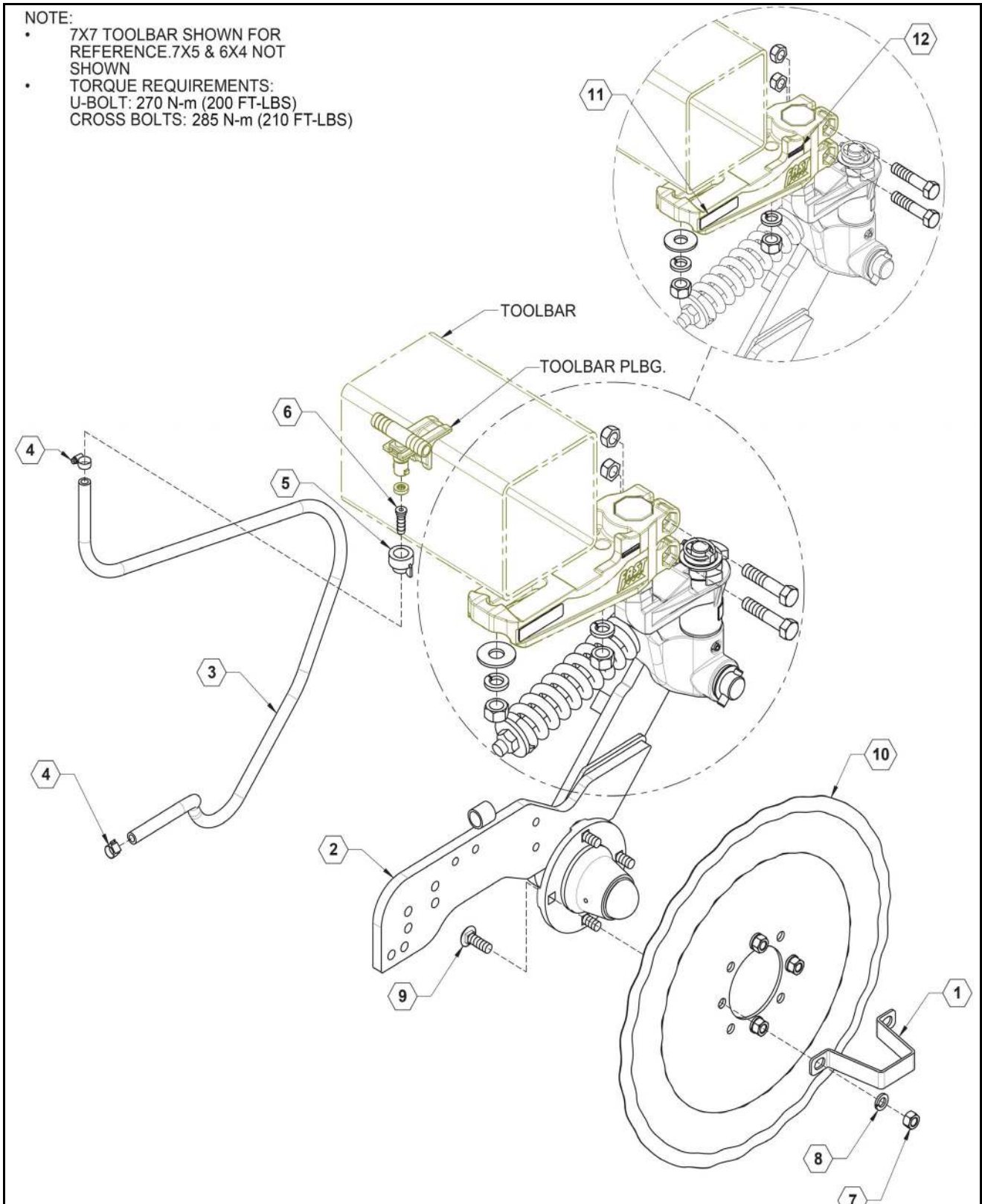
Auscherman Knife Assembly Parts List

ITEM	VENDOR PART NO.	FAST PART NO.	QTY.	DESCRIPTION
1		FBH0813	1	Bolt Hex Head 1/2 X 3-1/4 Zp Grade 5
2		260	2	Washer Flat 1/2" Zp
3		155	1	Bolt Hex Head 1/2 X 2-1/2 Zp Grade 5
4	WI-CO501000	750003	1	Wiese CO50100 Knife
5	CLN3934	750019	1	Mounting Bracket And Shim Kit
6	BR-64006H	540011	4	Clamp Hose 5/16"
7	BS-3/8BH200	510020	1	Hose EDPM 3/4" X 4'
8	VI-316A1438	530247	1	Hose Barb 1/4" MPT X 3/8" Hose
9	VI-304SE14	530246	1	Elbow Street 1/4" MPT
10	39188-8400-406-SS	530188	1	Valve Check 1/4" MPT X 3/8" Hose
11	BS-3/8BH200	510020	1	Hose EDPM 3/4" X 54'
12	18720-112-785-NYB	520004	AR	Tee 3/4" Hose Barb
NS	18719-111-785-NYB	520003	AR	L 3/4" Hose Barb
13	CP4916-XX	CP4916-XX	1	Orifice Disc 4916-XX See Rate Chart
14	CP18999EPR	590029	1	Gasket Orifice Disc
15	8400-406-NYB	590077	1	Hose Shank 3/8"
16	CP25607-1-NY	590076	1	Cap Nozzle Black
17		215	3	Nut Hex Head 1/2" Zp
18		252	3	Washer Lock 1/2" Zp
19		603	1	Bolt Hex Head 1/2 X 1-3/4" Zp Grade 5

AP Coultter Row Unit Base Assembly

NOTE:

- 7X7 TOOLBAR SHOWN FOR REFERENCE. 7X5 & 6X4 NOT SHOWN
- TORQUE REQUIREMENTS:
U-BOLT: 270 N-m (200 FT-LBS)
CROSS BOLTS: 285 N-m (210 FT-LBS)



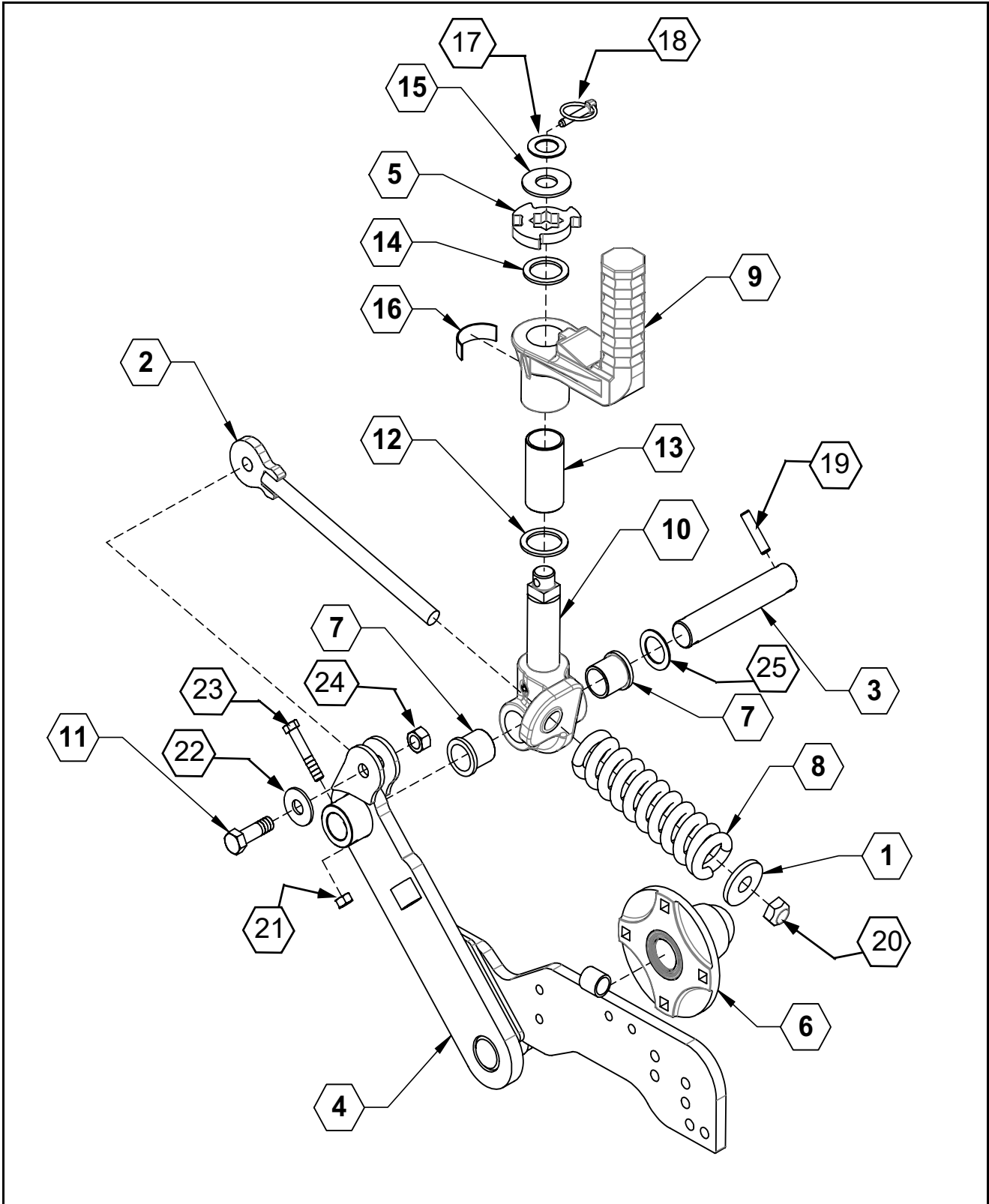


ILLUSTRATED PARTS LIST

AP Coulter Row Unit Base Assembly Parts List

ITEM	PART NO.	QTY.	DESCRIPTION
1	17214	1	HUB RETAINER BRACKET
2	17300	1	ASSY, AP COULTER ROW UNIT
3	510020	AR	HOSE, 3/8", EPDM
4	540032	2	CLAMP, HOSE SS 5/16" #5
5	590076	1	CAP
6	590077	1	CONNECTOR, HOSE BARB
7	596215M	4	NUT, HEX 1/2 NC GR5 MAGNI
8	596251M	4	WASHER, LOCK, 1/2 MAGNI
9	596620M	4	BOLT, CARR, 1/2X 1-1/2 GR5 MAGNI
10	750014	1	COULTER BLADE, 20" RIPPLED
11	800198	1	DECAL, UPPER MOUNT PATENT
12	800209	1	DECAL, D FAST GLOBAL SOLUTIONS

AP Coultter Row Unit Cast Coultter Assembly



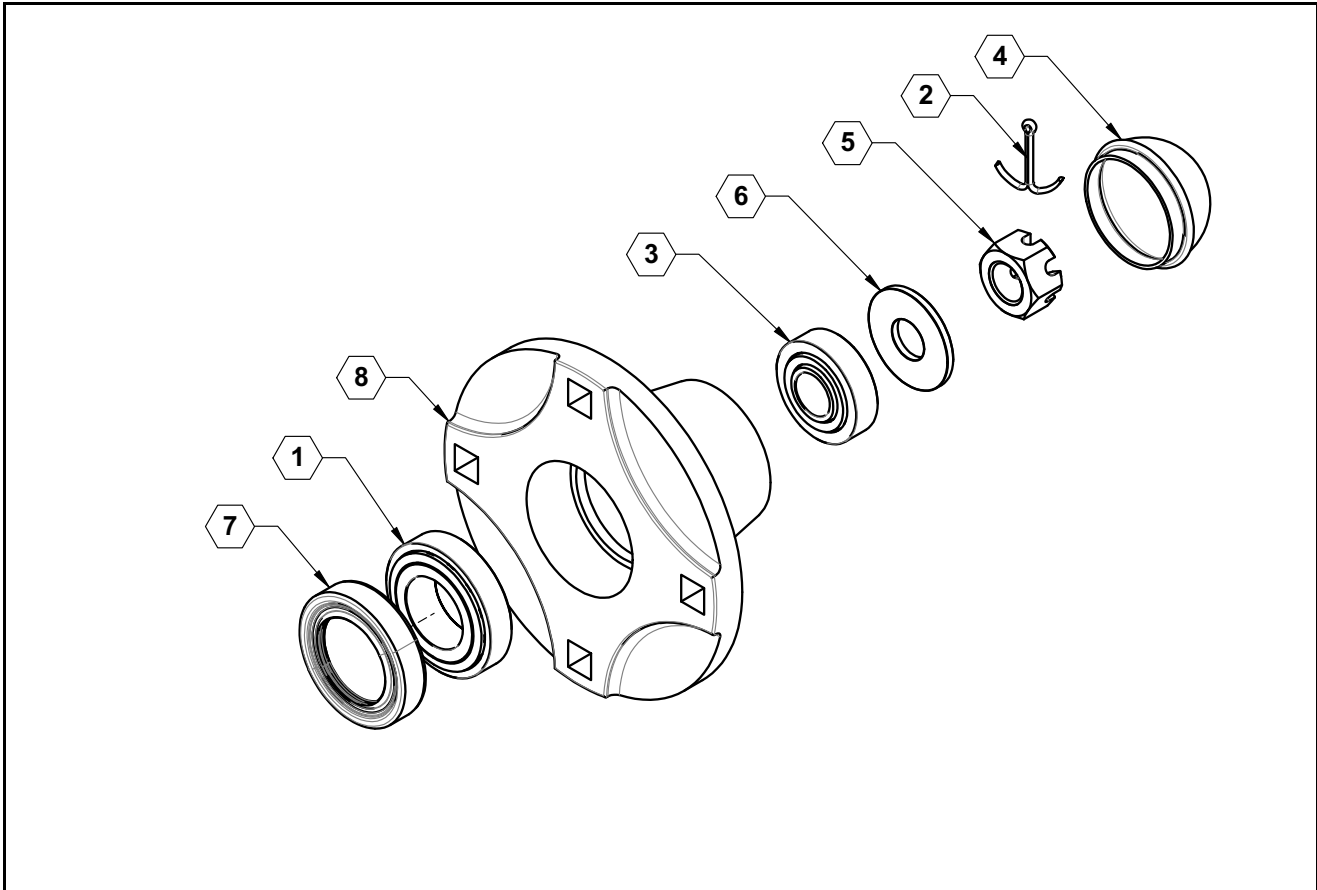


ILLUSTRATED PARTS LIST

AP Coultter Row Unit Cast Coultter Parts List

ITEM	PART NO.	QTY.	DESCRIPTION
1	17208	1	PLATE, SPRING END
2	17276	1	SPRING LEVER WELDMENT
3	17291	1	PIVOT SHAFT
4	17295	1	COULTER ARM WELDMENT
5	21088	1	PLATE, COULTER ROTATION
6	26891	1	N669 COMPLETE HUB W/ SQ HOLE W/TRIPLE SEAL
7	530328	2	IGUS FLANGED BUSHING
8	590123	1	COULTER SPRING
9	590232	1	MID CASTING
10	590233	1	LOWER CASTING
11	590260	1	BOLT, HH 5/8 X 2" SPECIAL GR5 MAGNI
12	750081	1	COULTER WASHER
13	750082	1	COULTER PIVOT BUSHING
14	750085	1	LOWER DUST CAP WASHER
15	750086	1	UPPER DUST CAP WASHER
16	800197	1	SHANK PATENT DECAL
17	596179M	1	BUSHING, MACHINED 1" X 14GA MAGNI
18	590819M	1	LYNCH PIN, 5/16 X 1-3/4 MAGNI
19	596740M	1	ROLL PIN, 7/16 X 2 MAGNI
20	596626M	1	NUT, TOPOCK 3/4-10 MAGNI
21	596238M	1	NUT, CENTERLOCK 7/16-14 MAGNI
22	596261M	1	WASHER, FLAT 5/8 MAGNI
23	596143M	1	BOLT, HH 7/16X2-1/2 GR5 MAGNI
24	596240M	1	NUT, CENTERLOCK, 5/8-11 MAGNI
25	596744M	1	BUSHING, MACHINED, 1-1/4 X 14 GA MAGNI

N669 Complete Hub W/ Square Hole w/ Triple Seal Assembly



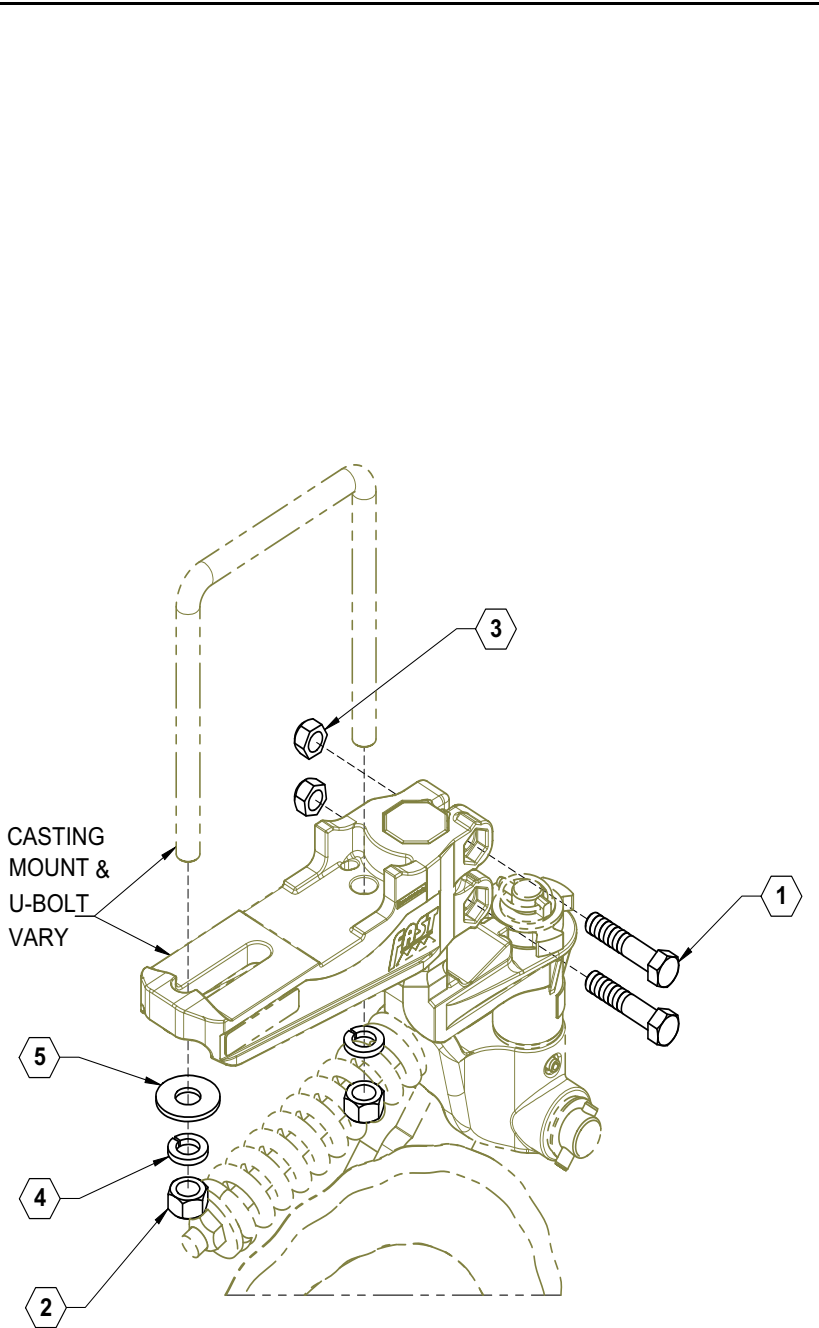
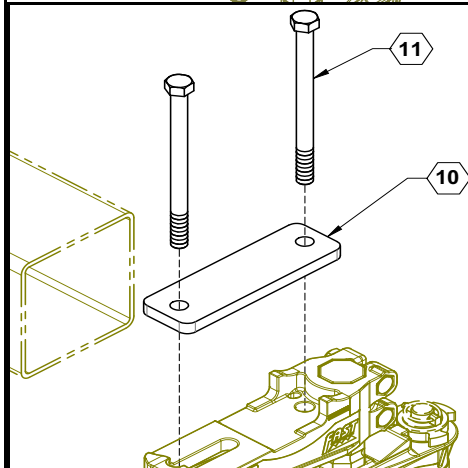
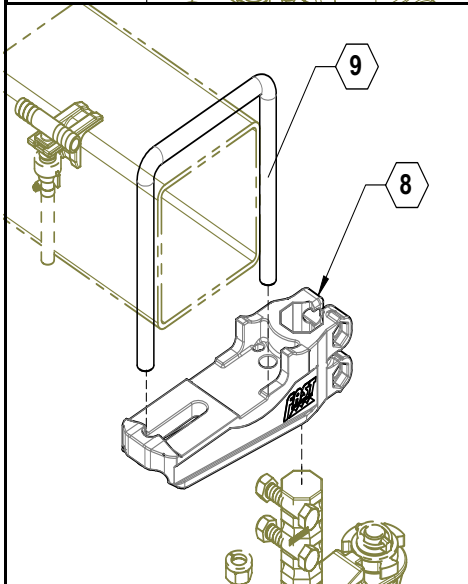
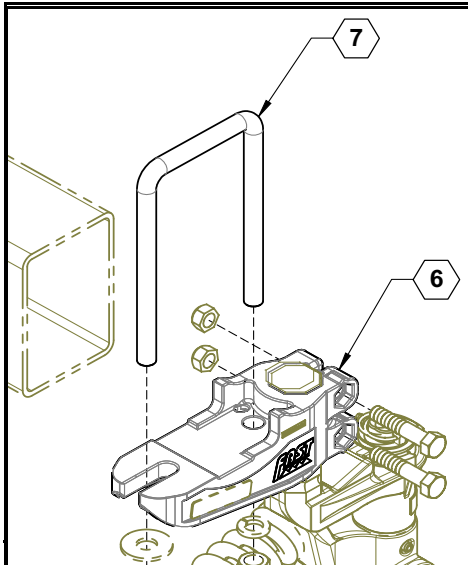
N669 Complete Hub w/ Square Hole w/ Triple Seal Parts List

ITEM	PART NO.	QTY.	DESCRIPTION
0	26891	1	N669 COMPLETE HUB, WITH SQUARE HOLE, WITH TRIPLE SEAL
1	730032	1	BEARING, LARGE LM67048, N669 HUB
2	730033	1	COTTER PIN, N669, 4-BOLT
3	730036	1	BEARING, SMALL LM11949, N669 HUB
4	730044	1	HUB CAP, (699/736) HUB
5	730088	1	CASTLE NUT 4-BOLT, 5/8-18
6	730096	1	WASHER, N669 4-BOLT
7	730102	1	SEAL, TRIPLE LIP ID
8	730104	1	HUB, WITH CUPS, 4 BOLT, N669



FAST GLOBAL
SOLUTIONS

AP Coultter Upper Casting Mounts



TORQUE REQUIREMENTS:
U-BOLT: 270 N-m (200 FT-LBS)
CROSS BOLTS: 285 N-m (210 FT-LBS)



ILLUSTRATED PARTS LIST

AP Coulter Upper Casting Mounts Parts List

ITEM	PART NO.	QTY.	DESCRIPTION
1	596779M	2	BOLT, G8 HEX 5/8 X 3 MAGNI
2	596217M	2	NUT, HEX 3/4-10 MAGNI
3	596243M	2	NUT, G8 TOPLOCK 5/8-11 MAGNI
4	596254M	2	LOCKWASHER 3/4 MAGNI
5	596259M	1	WASHER, FLAT 3/4 MAGNI
6	590310	1	MOUNT CASTING AP COULTER
7	596773M	1	U-BOLT, 7 X 5 MAGNI
	596772M	1	U-BOLT, 6 X 4 MAGNI
8	590231	1	MOUNT CASTING, 7X7 TB
9	596774M	1	U-BOLT, 7 X 7 MAGNI
10	17284	1	PLATE, TOP
11	596197M	2	BOLT, 3/4-10 X 9-1/2 MAGNI

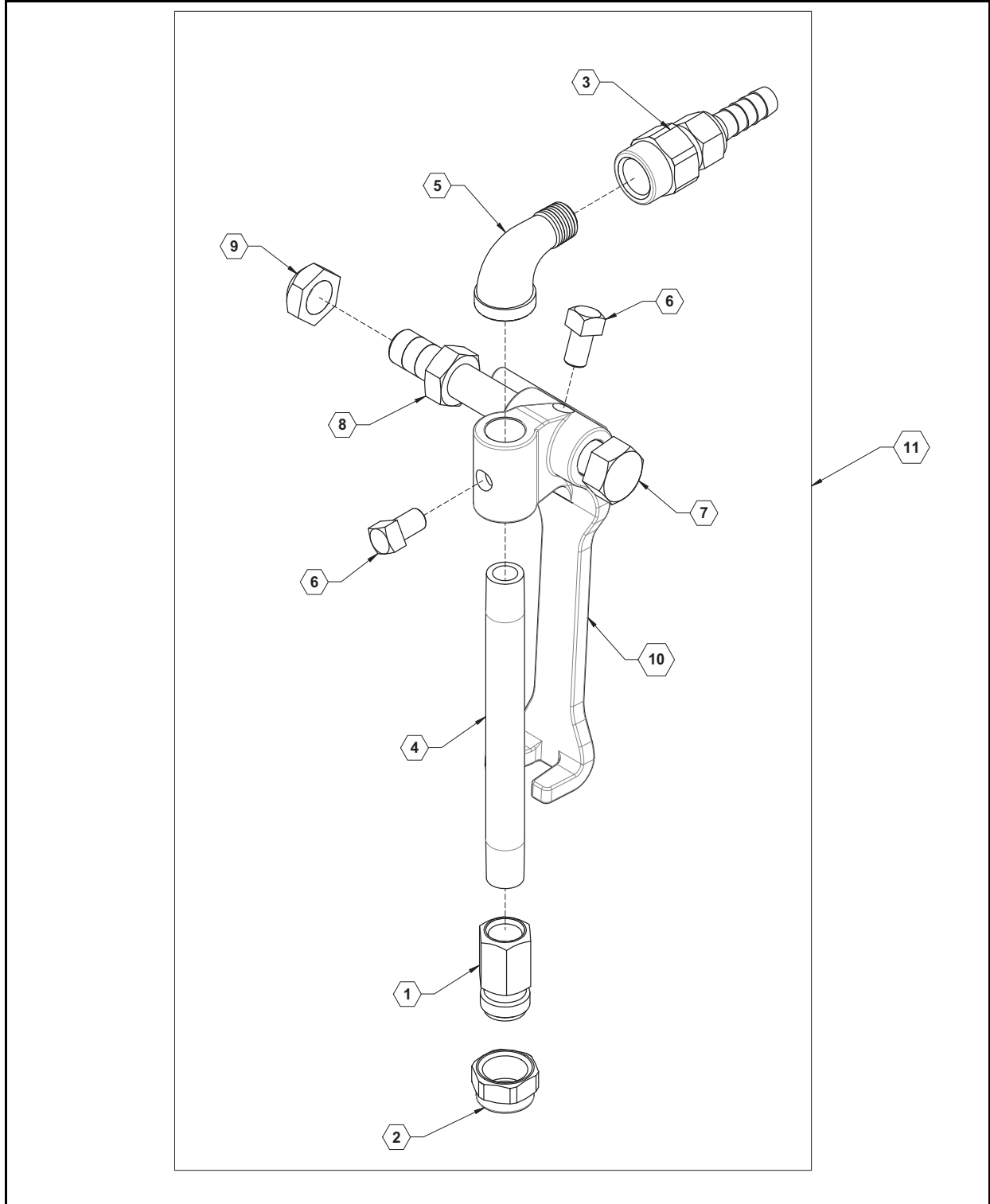


ILLUSTRATED PARTS LIST

Injector and Knife Options

FAST AP Coulter Injection Option Assembly

No closing wheel



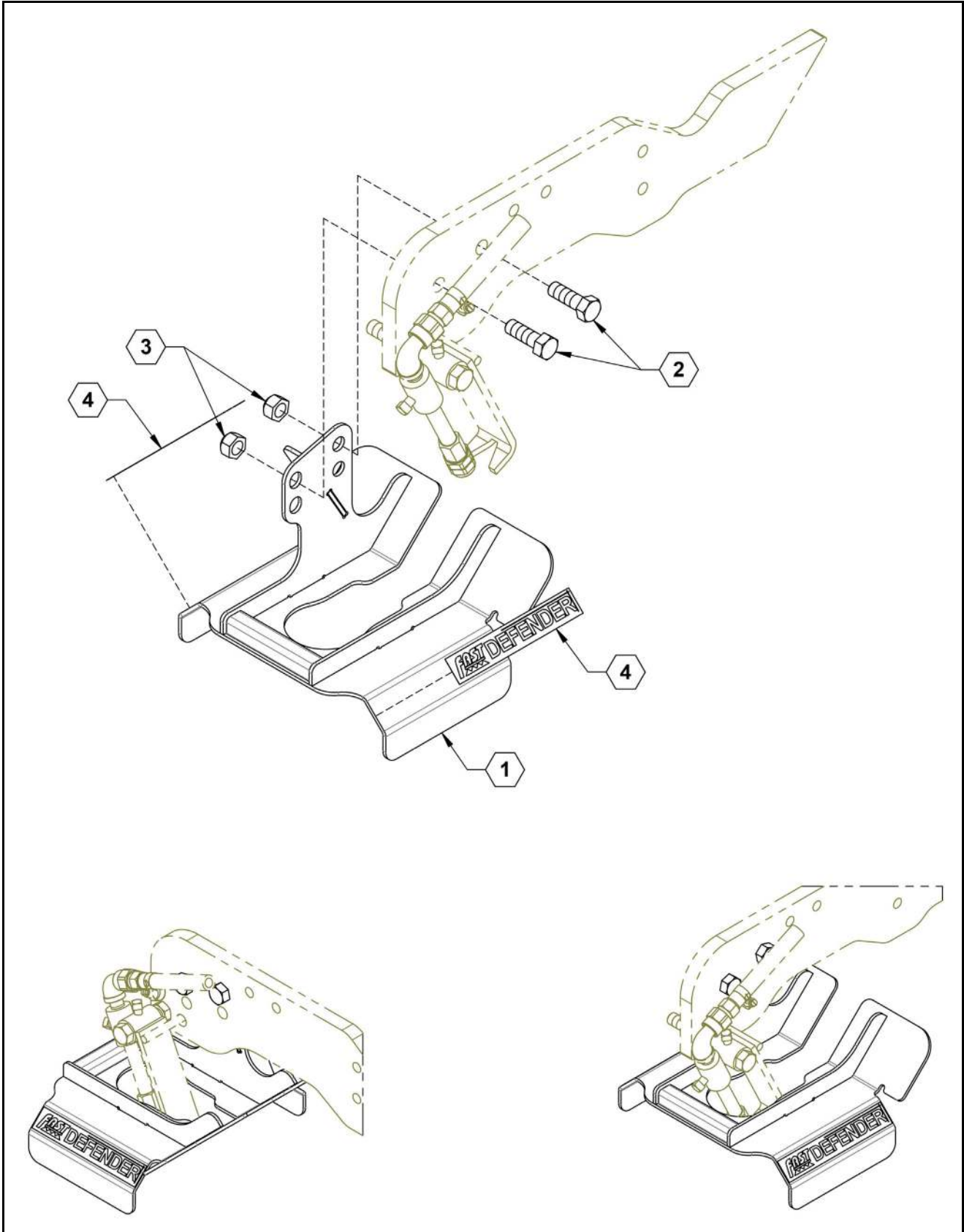


ILLUSTRATED PARTS LIST

FAST AP Coulter Injection Option Parts List

ITEM	PART NO.	QTY.	DESCRIPTION
1	520014	1	NOZZLE BODY, 1/4" SS
2	520015	1	NOZZLE CAP, SS
3	530188	1	CHECK VALVE ASSEMBLY
4	530199	1	PIPE NIPPLE, 1/4" SS
5	530246	1	ELBOW, 90° STREET 1/4 NPT SS
6	596100M	2	SET SCREW, 3/8-16X 1/2 MAGNI
7	596158M	1	BOLT, HH 1/2 X 4 GR5 MAGNI
8	596223M	1	NUT, HEX JAM 1/2-13 MAGNI
9	596618M	1	NUT, TOPLOCK THIN 1/2-13 MAGNI
10	750016	1	ROCK GUARD, WELDED
10	750084	1	ROCK GUARD, CAST
11	90SAINJ	AR	COMPLETE INJECTOR ASSEMBLY
NS	520049	AR	#8 STREAM JET TIP
NS	520056	AR	#10 STREAM JET TIP
NS	520034	AR	#15 STREAM JET TIP
NS	520035	AR	#20 STREAM JET TIP
NS	520096	AR	#30 STREAM JET TIP
NS	520097	AR	#40 STREAM JET TIP

DeFender for Injection Assembly



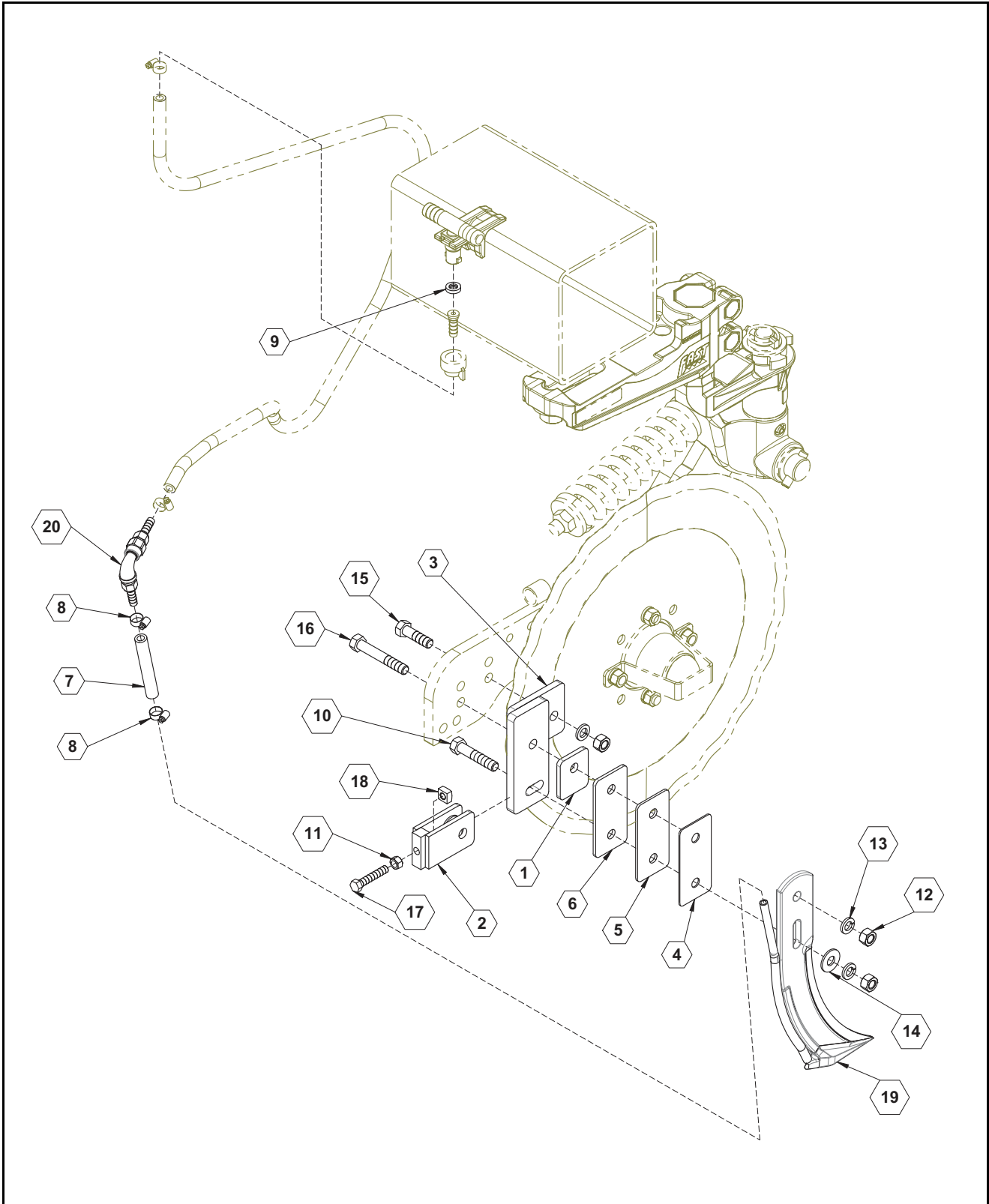


ILLUSTRATED PARTS LIST

DeFender for Injection Parts List

ITEM	PART NO.	QTY.	DESCRIPTION
1	21805	1	COULTER DEFENDER®
2	596153M	2	BOLT, HH 1/2-13X1-1/2 GR5 MAGNI
3	596619M	2	NUT, TOPLOCK 1/2-13 MAGNI
4	800273	2	DECAL, FAST DEFENDER®

AP Coulter Knife Option Assembly



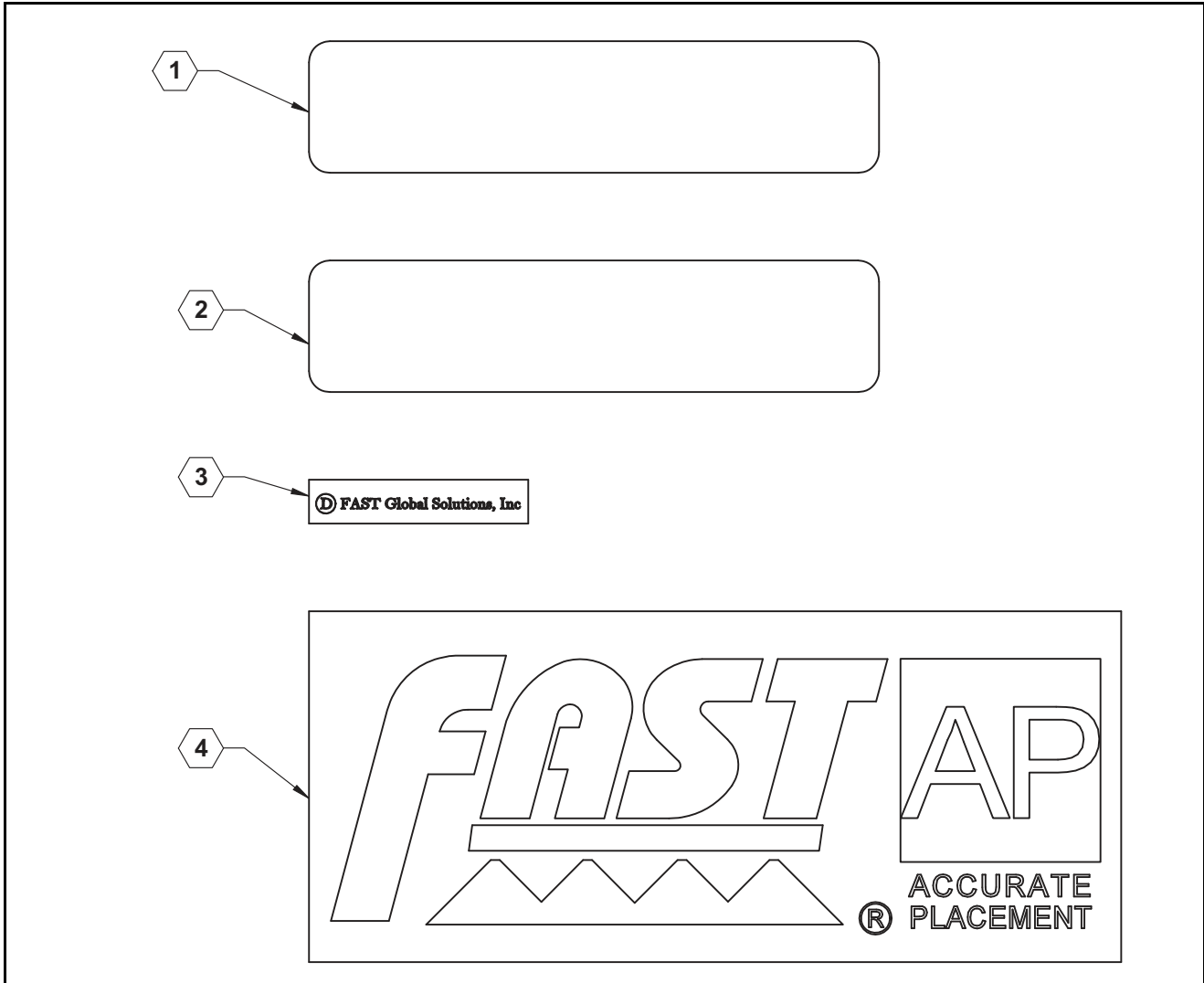


ILLUSTRATED PARTS LIST

AP Coulter Knife Option Parts List

ITEM	PART NO.	QTY.	DESCRIPTION
1	17909	1	PLATE, SHIM SPACER
2	17910	1	KNIFE ADJUSTER BRACKET
3	17915	1	KNIFE MOUNT
4	17920	1	KNIFE SHIM, 14 GA
5	17921	1	KNIFE SHIM, 10 GA
6	17922	1	KNIFE SHIM, 7 GA
7	510020	1	HOSE, 3/8", EPDM
8	540032	2	CLAMP, HOSE SS 5/16" #5
9	590029	1	SEAL, EPDM
10	596155M	1	BOLT, HH 1/2 X 2.5" GR5 MAGNI
11	596213M	1	NUT, HEX 3/8-16 MAGNI
12	296215M	3	NUT, HEX 1/2" MAGNI
13	596251M	3	WASHER, LOCK, 1/2 MAGNI
14	596260M	1	WASHER, FLAT 1/2 MAGNI
15	596639M	1	BOLT, HH 1/2 X 1.75" GR5 MAGNI
16	596640M	1	BOLT, HH 1/2 X 3.25" GR5 MAGNI
17	596660M	1	BOLT, HH 3/8 X 2" FT GR5 MAGNI
18	596762M	1	NUT, SQUARE 3/8" MAGNI
19	750003	1	KNIFE, EXTRA THIN W/ 3/8" PIPE
20	90SACLKYNFCHCKVLV	1	KNIFE CHECK VALVE ASSEMBLY
NS	CP491663	AR	#63 ORIFICE DISK
NS	CP491665	AR	#65 ORIFICE DISK
NS	CP491672	AR	#72 ORIFICE DISK
NS	590334	AR	#75 ORIFICE DISK
NS	CP491677	AR	#77 ORIFICE DISK
NS	CP491678	AR	#78 ORIFICE DISK
NS	CP491680	AR	#80 ORIFICE DISK
NS	CP491689	AR	#89 ORIFICE DISK
NS	CP491691	AR	#91 ORIFICE DISK
NS	CP491693	AR	#93 ORIFICE DISK
NS	CP4916103	AR	#103 ORIFICE DISK
NS	590031	AR	#107 ORIFICE DISK
NS	CP4916115	AR	#115 ORIFICE DISK
NS	CP4916125	AR	#125 ORIFICE DISK
NS	590335	AR	#132 ORIFICE DISK
NS	CP4916144	AR	#144 ORIFICE DISK
NS	CP4916151	AR	#151 ORIFICE DISK
NS	CP4916177	AR	#177 ORIFICE DISK

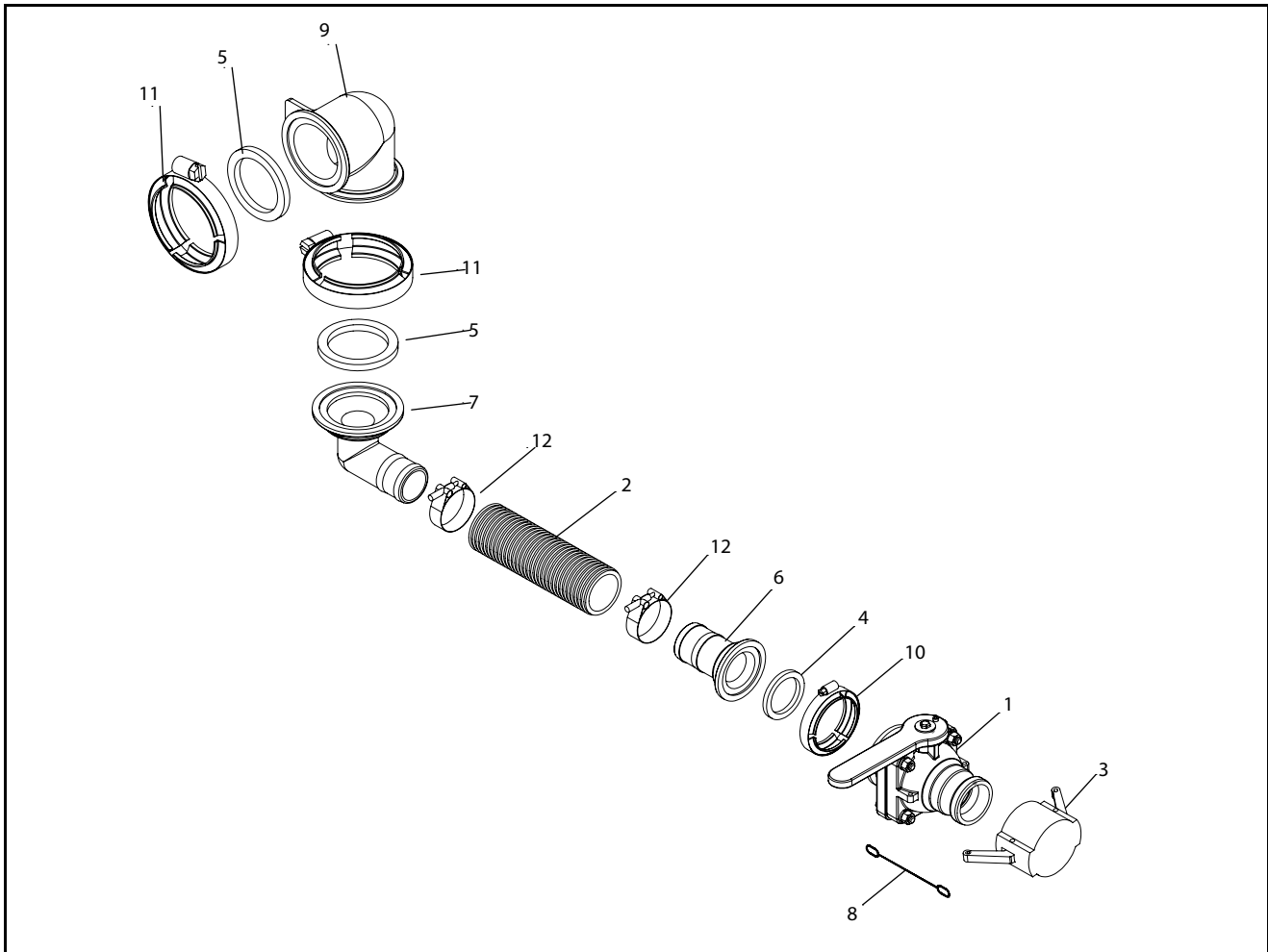
Coulter Decal Assembly



Coulter Decal Assembly Parts List

ITEM	PART NO.	QTY.	DESCRIPTION
1	800197	1	SHANK PATENT DECAL
2	800198	1	DECAL, UPPER MOUNT PATENT
3	800209	1	DECAL, D FAST GLOBAL SOLUTIONS
4	800210	1	DECAL, FAST AP COULTER LOGO

8310-8313 2 Inch Quick Fill



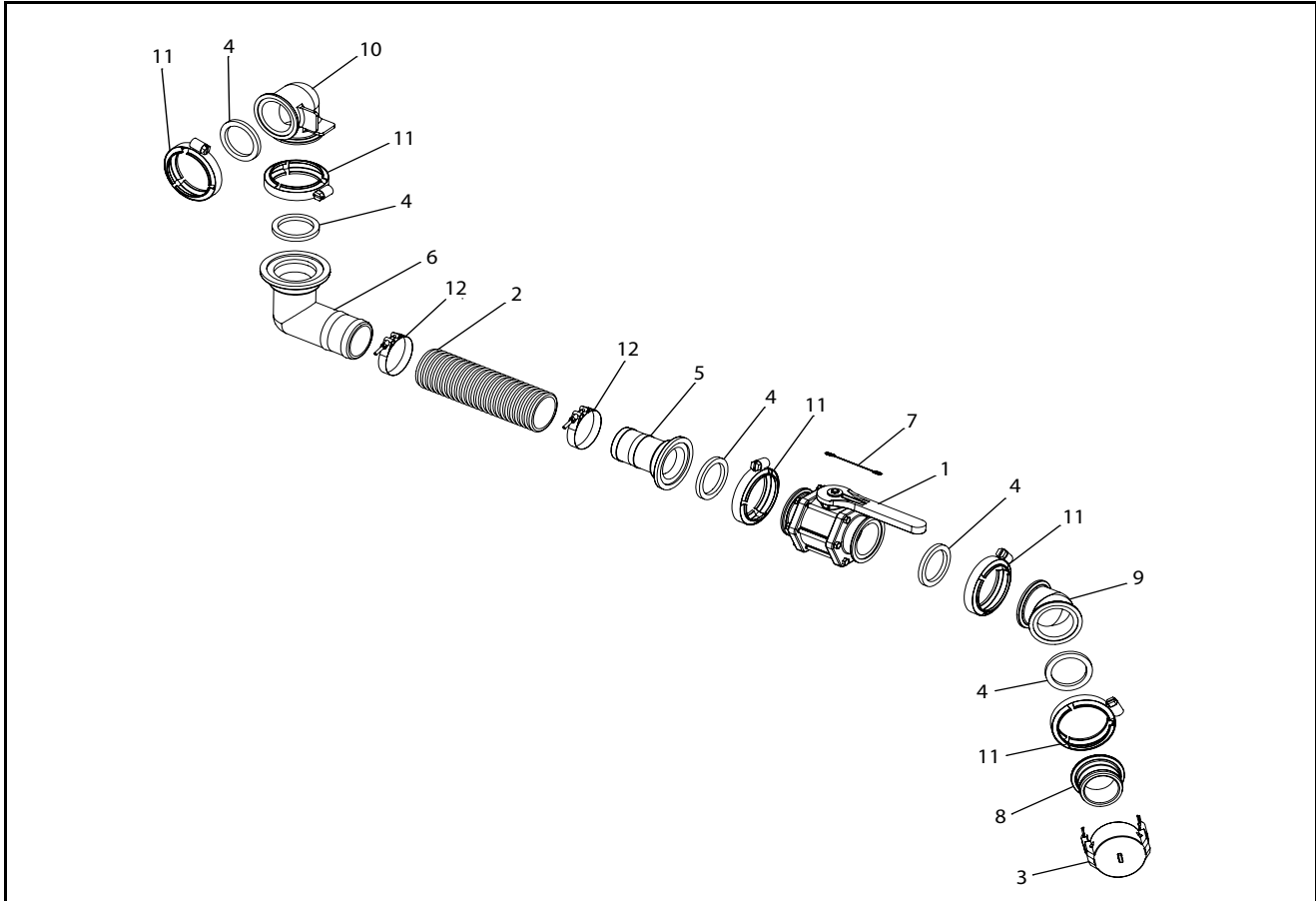
8310-8313 2 Inch Quick Fill Parts List

ITEM	PART NO.	QTY.	DESCRIPTION
1	500035	1	Valve, 2" Full Port Manifold
2	510003	1	Hose, 2" fertilizer
3	530017	1	2" Cap
4	530019	1	Gasket, 2" EPDM
5	530024	2	Gasket, 3" EPDM
6	530103	1	2" Full Port Manifold X 2" Hose Barb
7	530112	1	3" Manifold X 2" Hose Barb 90°
8	530179	1	Lanyard
9	530333	1	3" Manifold Coupler, 90°
10	540002	1	Clamp, 2" Full Port
11	540003	2	Clamp, 3"
12	540007	2	Clamp, 2", T Bolt



ILLUSTRATED PARTS LIST

8310-8313 3 Inch Quick Fill Plumbing



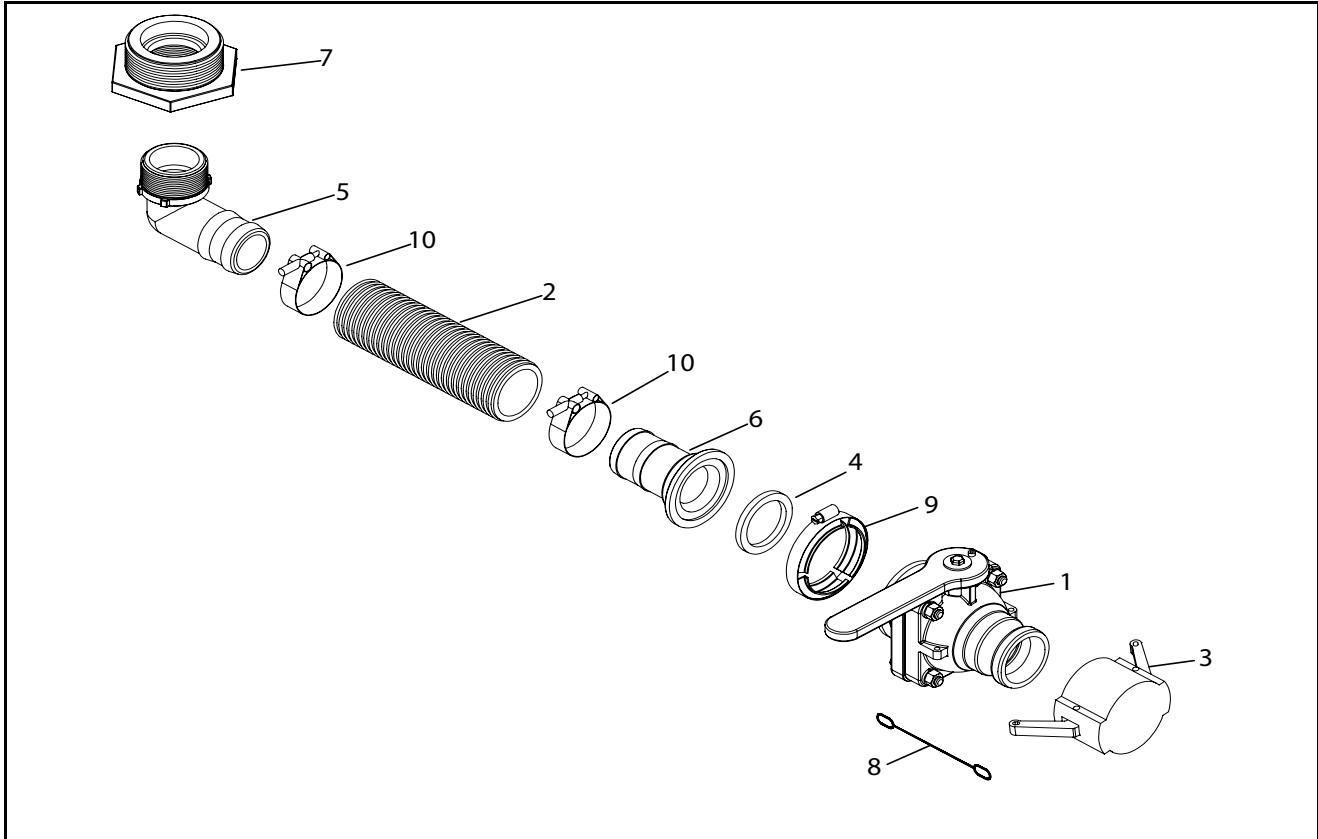
8310-8313 3 inch Quick Fill Plumbing Parts List

ITEM	PART NO.	QTY.	DESCRIPTION
1	500042	1	VALVE, 3" MANIFOLD
2	510004	1	HOSE, 3" FERTILIZER
3	530023	1	CAP, 3"
4	530024	5	GASKET, 3" EPDM
5	530113	1	3" MANIFOLD X 3" HOSE BARB
6	530114	1	3" MANIFOLD X 3" HOSE BARB 90°
7	530179	1	LANYARD
8	530233	1	3" MANIFOLD X 3" MALE ADAPTER
9	530234	1	3" MANIFOLD COUPLER, 45°
10	530333	1	3" MANIFOLD COUPLER, 90°
11	540003	5	CLAMP, 3"
12	540009	2	CLAMP, 3" T BOLT



ILLUSTRATED PARTS LIST

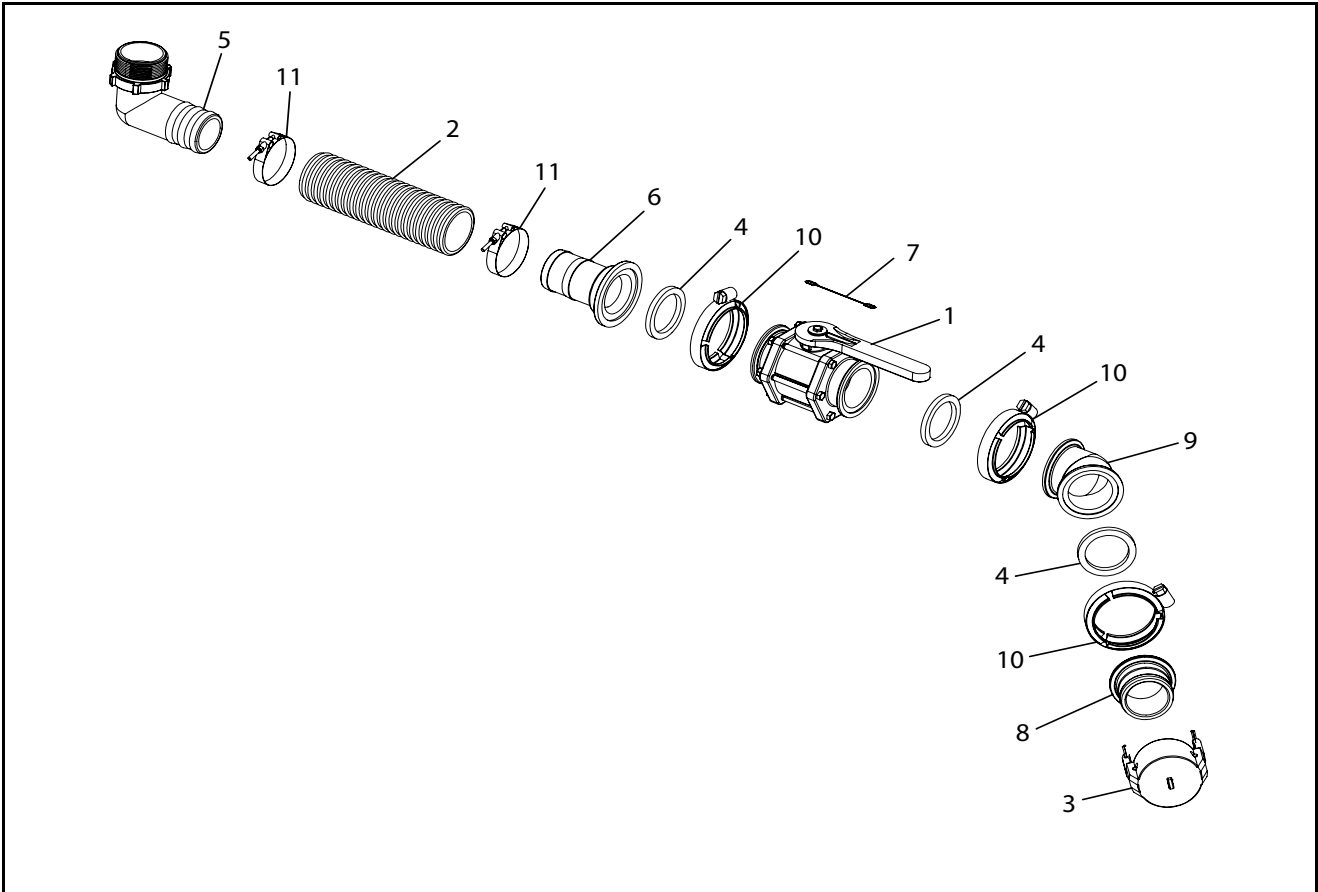
8318-8324 2 Inch Quick Fill Plumbing



8318-8324 2 inch Quick Fill Plumbing Parts List

ITEM	PART NO.	QTY.	DESCRIPTION
1	500035	1	VALVE, 2" FULL PORT MANIFOLD
2	510003	1	HOSE, 2" FERTILIZER
3	530017	1	2" CAP
4	530019	3	GASKET, 2" EPDM
5	530051	1	2" MPT X 2" HOSE SHANK - 90
6	530103	1	2" FULL PORT MANIFOLD X 2" HOSE BARB
7	530145	1	3" MPT X 2" FPT REDUCER
8	530179	1	LANYARD
9	540002	1	CLAMP, 2" FULL PORT
10	540007	3	CLAMP T BOLT

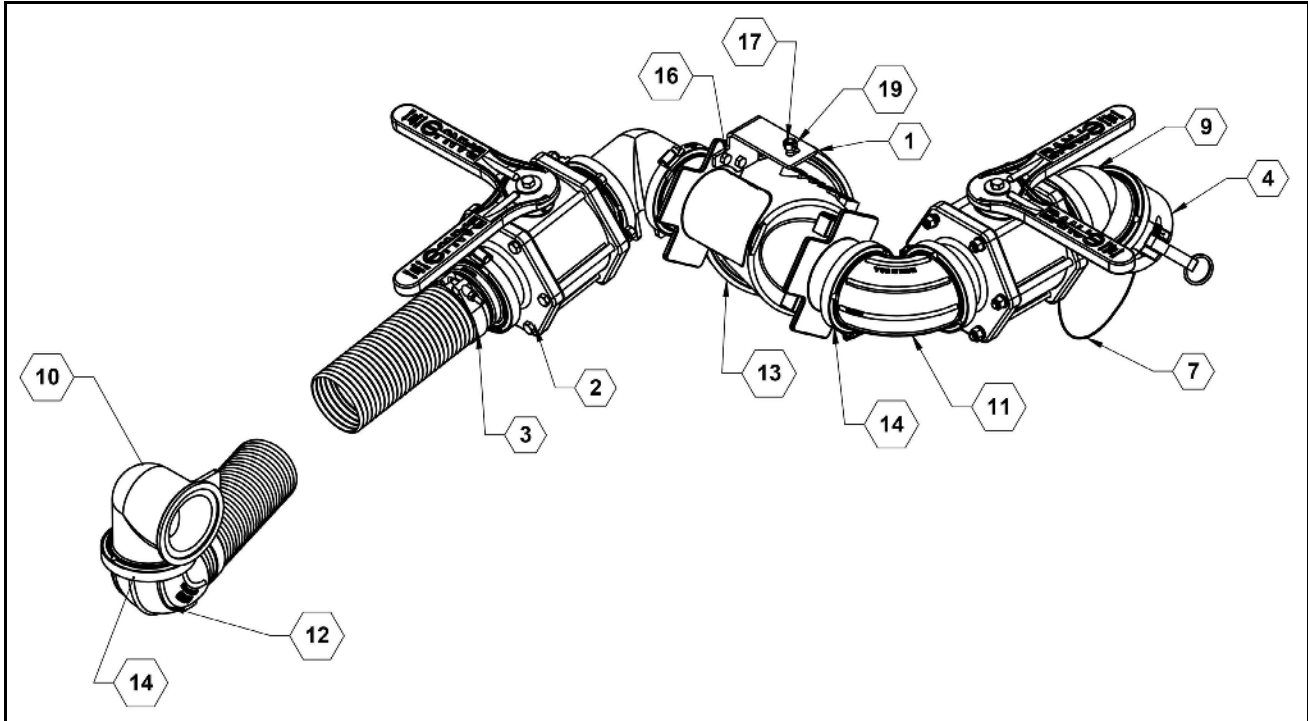
8318-8324 3 Inch Quick Fill Plumbing



8318-8324 3 inch Quick Fill Plumbing Parts List

ITEM	PART NO.	QTY.	DESCRIPTION
1	500042	1	VALVE, 3" MANIFOLD
2	510004	1	HOSE, 3" FERTILIZER
3	530023	1	CAP, 3"
4	530024	3	GASKET, 3" EPDM
5	530053	1	3" HOSE BARB ELBOW 90°
6	530113	1	3" MANIFOLD X 3" HOSE BARB
7	530179	1	LANYARD
8	530233	1	3" MANIFOLD X 3" MALE ADAPTER
9	530234	1	3" MANIFOLD COUPLER, 45°
10	540003	3	CLAMP, 3"
11	540009	2	CLAMP, 3" T BOLT

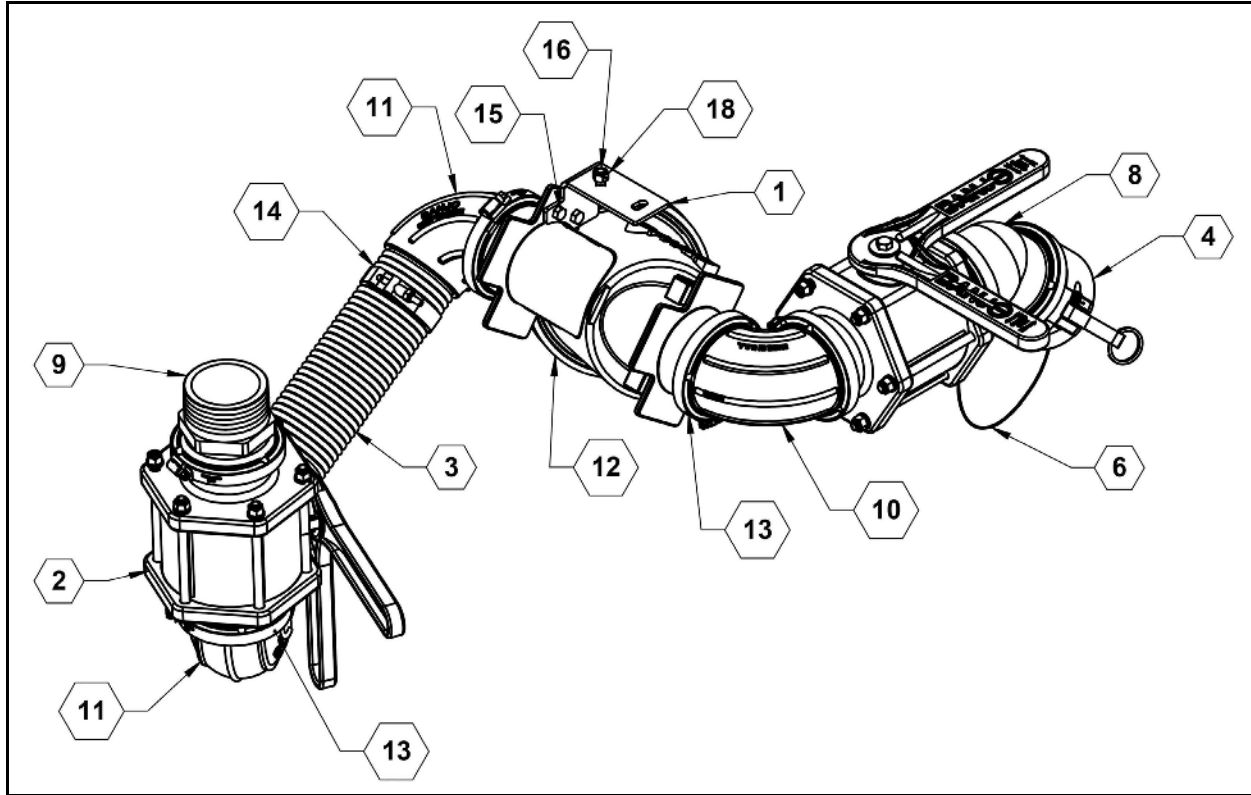
8310-8313 3 Inch Quick Fill Plumbing with Strainer



8310-8313 3 inch Quick Fill Plumbing with Strainer Parts List

ITEM	PART NO.	QTY.	DESCRIPTION
1	28205	1	PLATE, 3" STRAINER MOUNT
2	500042	2	MANIFOLD VALVE, STD PORT 3"
3	510004	2	HOSE, 3" FERTILIZER
4	530023	1	CAP, 3"
5	530024	8	GASKET, 3" EPDM
6	530113	1	MANIFOLD FLANGE, 3" HB
7	530179	1	CABLE LANYARD
8	530233	1	MANIFOLD ADAPTER, 3" X 3" QDC MALE
9	530234	1	COUPLER, 3" X 45°
10	530333	2	3" MANIFOLD COUPLER, 90°
11	530439	1	MANIFOLD SWEEP, FLANGE 3"
12	530441	1	FLANGE SWEEP, 90 X 3" HOSE BARB
13	530442	1	STRAINER, 3" Y STANDARD PORT -12
14	540003	8	CLAMP, WORM SCREW 3"
15	540027	2	CLAMP, HOSE 3" T-BOLT
16	596115M	2	BOLT, HH 5/16-18X1 GR5 MAGNI
17	596128M	1	BOLT, HH 3/8-16 X 1 GR5 MAGNI
18	596212M	2	NUT, HEX 5/16-18 MAGNI
19	596237M	1	NUT, CENTERLOCK 3/8-16 MAGNI
20	596257M	2	WASHER, FLAT 5/16 USS MAGNI
21	596258M	1	WASHER, FLAT 3/8 MAGNI

8318-8324 3 Inch Quick Fill Plumbing with Strainer



8318-8324 3 inch Quick Fill Plumbing Parts List

ITEM	PART NO.	QTY.	DESCRIPTION
1	28205	1	PLATE, 3" STRAINER MOUNT
2	500042	2	MANIFOLD VALVE, STD PORT 3"
3	510004	2	HOSE, 3" FERTILIZER
4	530023	1	CAP, 3"
5	530024	7	GASKET, 3" EPDM
6	530179	1	CABLE LANYARD
7	530233	1	MANIFOLD ADAPTER, 3" X 3" QDC MALE
8	530234	1	COUPLER, 3" X 45°
9	530385	1	COUPLING, 3" MANIFOLD X 3" MPT
10	530439	1	MANIFOLD SWEEP, FLANGE 3"
11	530441	2	FLANGE SWEEP, 90 X 3" HOSE BARB
12	530442	1	STRAINER, 3" Y STANDARD PORT -12
13	540003	7	CLAMP, WORM SCREW 3"
14	540027	2	CLAMP, HOSE 3" T-BOLT
15	596115M	2	BOLT, HH 5/16-18X1 GR5 MAGNI
16	596128M	1	BOLT, HH 3/8-16 X 1 GR5 MAGNI
17	596212M	2	NUT, HEX 5/16-18 MAGNI
18	596237M	1	NUT, CENTERLOCK 3/8-16 MAGNI
19	596257M	2	WASHER, FLAT 5/16 USS MAGNI
20	596258M	1	WASHER, FLAT 3/8 MAGNI

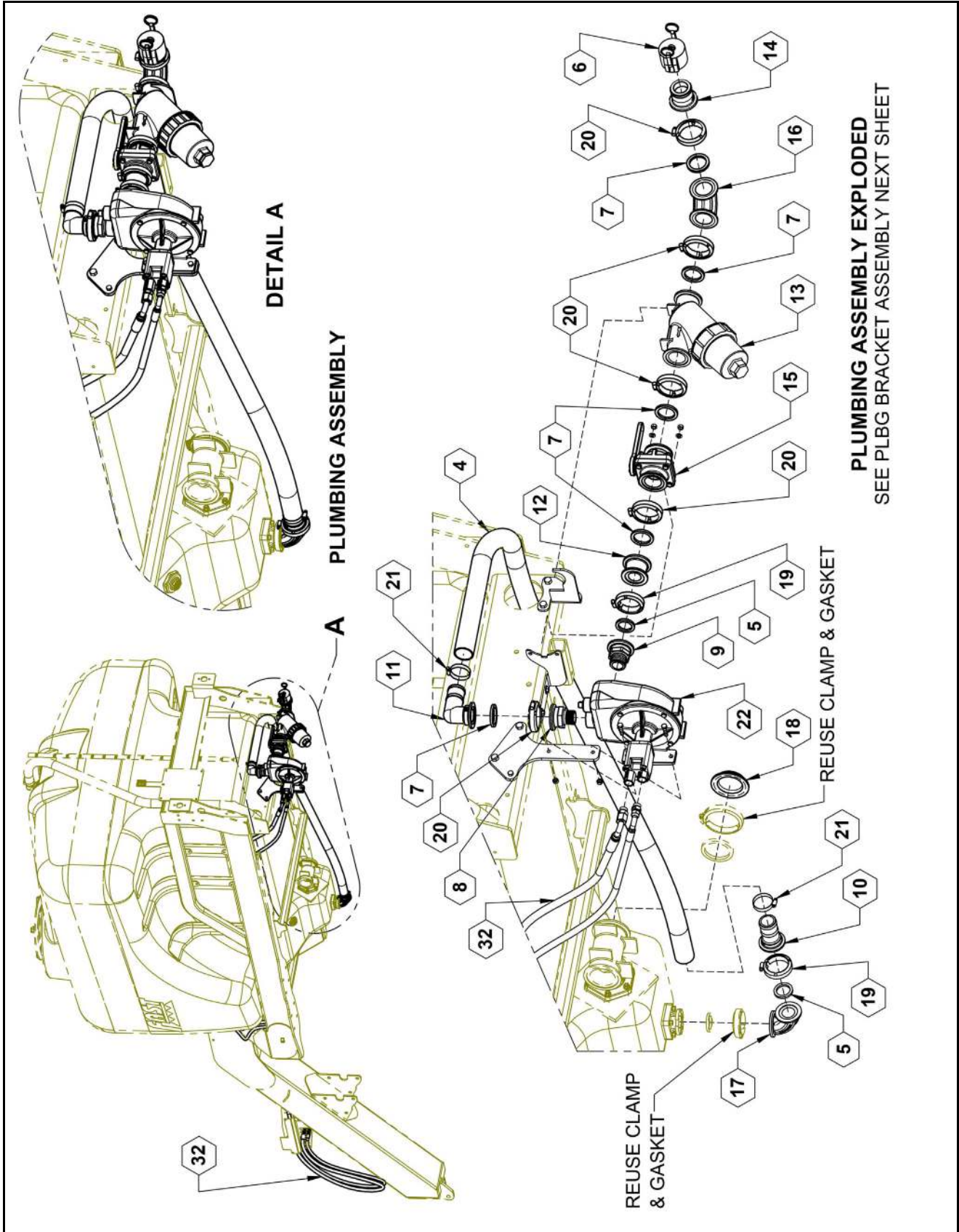


ILLUSTRATED PARTS LIST



FAST GLOBAL
SOLUTIONS

Quick Fill, ACE 150-206 Self Priming Pump, Small Cart



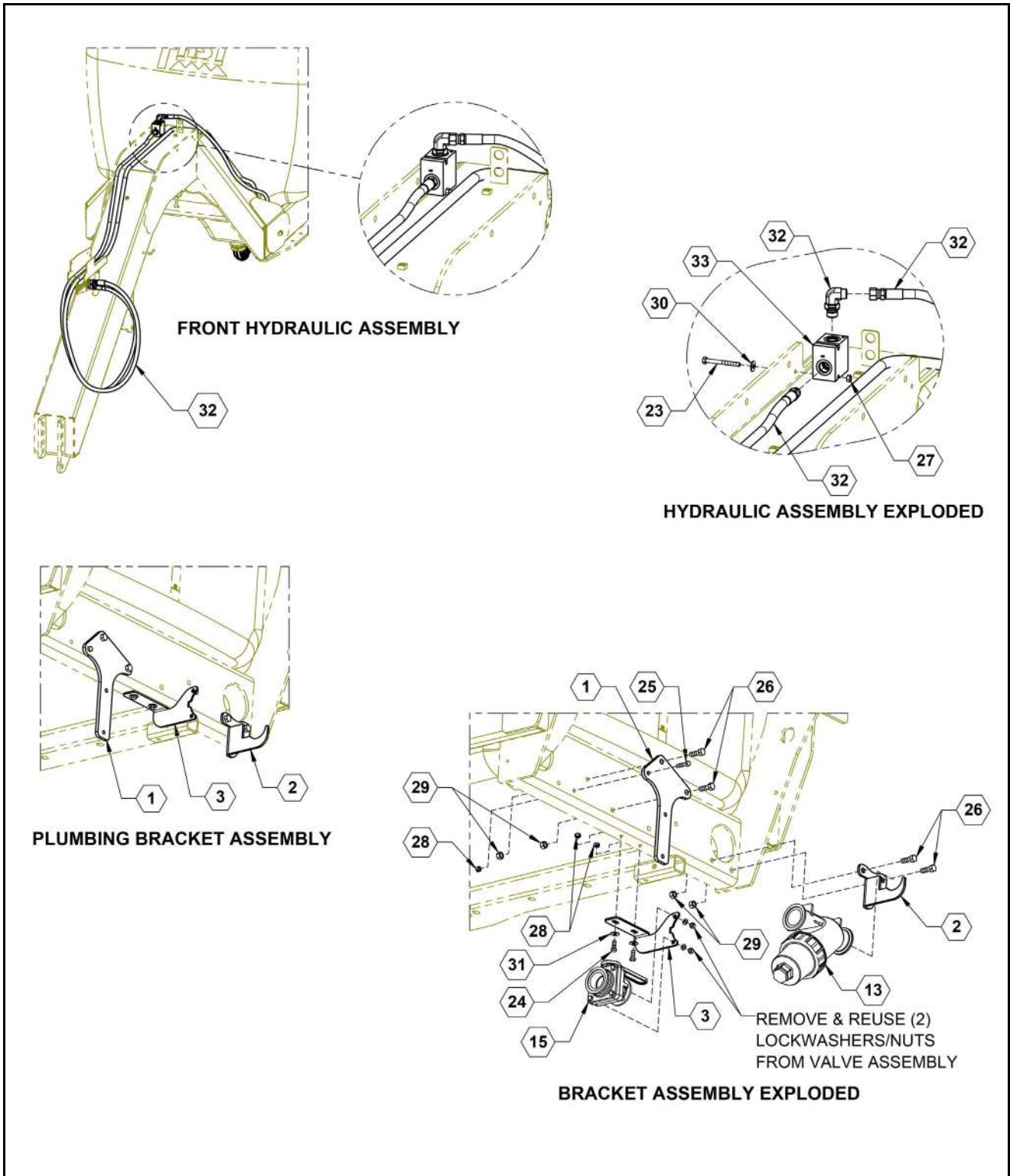


ILLUSTRATED PARTS LIST

Quick Fill, ACE 150-206 Self Priming Pump, Small Cart Parts List

ITEM	PART NO.	QTY.	DESCRIPTION
4	510017	1	HOSE, 2" EPDM X 6FT
5	530014	2	GASKET, 1-1/2" EPDM
6	530017	1	CAP, 2" QUICK FILL
7	530019	5	GASKET, 2" EPDM
8	530078	1	FLANGE, 2" X 1-1/4" MPT
9	530081	1	MANIFOLD FLANGE, 2" X 1-1/2" MPT
10	530082	1	MANIFOLD, 2" X 2" HOSE BARB
11	530083	1	FLANGE, 2" X 2" 90 ° HOSE BARB ELBOW
12	530102	1	FLANGE, 2" FULL PORT X 2" REDUCER
13	530125	1	STRAINER, 2" FULL PORT LINE
14	530271	1	ADAPTER, 2" FP X 2" MALE
15	530327	1	VALVE, 2" FP MANIFOLD, STUBBY
16	530386	1	MANIFOLD SWEEP, 2" FP FLANGE
17	530393	1	MANIFOLD SWEEP: 2" FLANGE 90~
18	530456	1	CAP, 3" MANIFOLD
19	540001	2	CLAMP, 2" STANDARD WORM SCREW
20	540002	5	CLAMP, WORM SCREW 2"
21	540017	2	CLAMP, HOSE SS 2" #32
22	550043	1	PUMP, 150-206 ACE SELF-PRIMING
32	600112	1	HYD KIT, QUICK FILL ACE 150-206

Quick Fill, ACE 150-206 Self Priming Pump, Small Cart






ILLUSTRATED PARTS LIST

Quick Fill, ACE 150-206 Self Priming Pump, Small Cart Parts List

ITEM	PART NO.	QTY.	DESCRIPTION
1	27218	1	PLATE, PUMP MOUNT
2	28117	1	BRACKET, FILTER SUPPORT
3	28158	1	BRACKET, SUPPORT STUBBY VALVE
13	530125	1	STRAINER, 2" FULL PORT LINE
15	530327	1	VALVE, 2" FULL PORT MANIFOLD, STUBBY
23	596119M	1	BOLT, HH 5/16-18X3 GR5 MAGNI
24	596128M	2	BOLT, HH 3/8-16 X 1 GR5 MAGNI
25	596129M	3	BOLT, HH 3/8-16X1-1/2 GR5 MAGNI
26	596153M	4	BOLT, HH 1/2-13X1-1/2 GR5 MAGNI
27	596236M	1	NUT, CENTERLOCK, 5/16-18 MAGNI
28	596237M	5	NUT, CENTERLOCK 3/8-16 MAGNI
29	596239M	4	NUT, CENTERLOCK, 1/2-13 MAGNI
30	596257M	1	WASHER, FLAT 5/16 USS MAGNI
31	596258M	2	WASHER, FLAT 3/8 MAGNI
32	600112	1	HYDRAULIC KIT, QUICK FILL ACE 150-206
33	610100	1	FLOW REGULATOR SET AT 7.5GPM

Quick Fill, ACE 150-206 Self Priming Pump, Large Cart



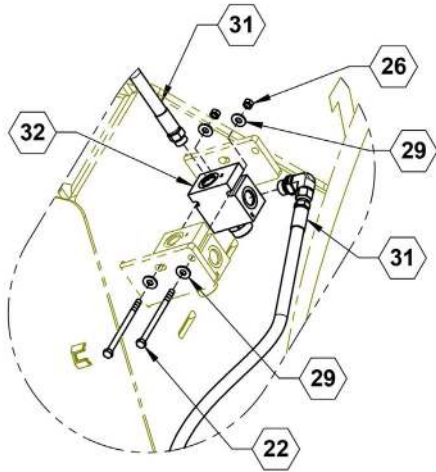


ILLUSTRATED PARTS LIST

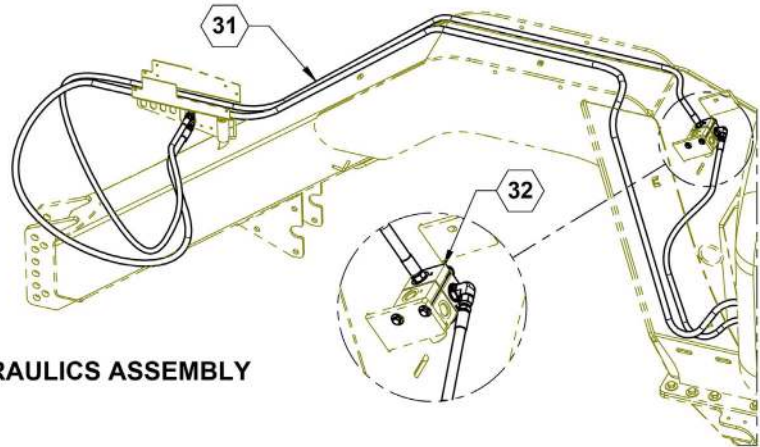
Quick Fill, ACE 150-206 Self Priming Pump, Large Cart Parts List

ITEM	PART NO.	QTY.	DESCRIPTION
4	510017	1	HOSE, 2" EPDM X 6FT
5	530014	1	GASKET, 1-1/2" EPDM
6	530017	1	CAP, 2" QUICK FILL
7	530019	5	GASKET, 2" EPDM
8	530051	1	2" MPT X 2" HOSE BARB 90°
9	530078	1	FLANGE, 2" X 1-1/4" MPT
10	530081	1	MANIFOLD FLANGE, 2" X 1-1/2" MPT
11	530083	1	FLANGE, 2" X 2" 90 ° HOSE BARB ELBOW
12	530102	1	FLANGE, 2" FULL PORT X 2" REDUCER
13	530125	1	STRAINER, 2" FULL PORT LINE
14	530145	1	3" MPT X 2" FULL PORT REDUCER
15	530271	1	ADAPTER, 2" FP X 2" MALE
16	530327	1	VALVE, 2" FULL PORT MANIFOLD, STUBBY
17	530386	1	MANIFOLD SWEEP, 2" FULL PORT FLANGE
18	540001	1	CLAMP, 2" STANDARD WORM SCREW
19	540002	5	CLAMP, WORM SCREW 2"
20	540017	2	CLAMP, HOSE SS 2" #32
21	550043	1	PUMP, 150-206 ACE SELF-PRIMING
24	596129M	3	BOLT, HH 3/8-16X1-1/2 GR5 MAGNI
27	596237M	5	NUT, CENTERLOCK 3/8-16 MAGNI
31	600114	1	HYDRAULIC KIT, QUICK FILL ACE 150-206

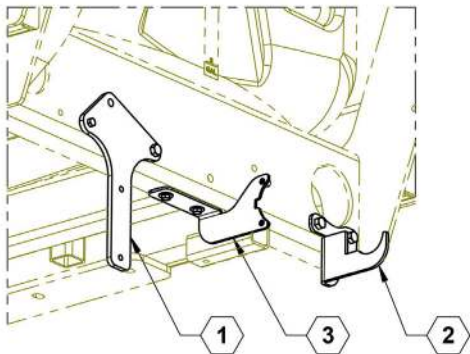
Quick Fill, ACE 150-206 Self Priming Pump, Large Cart



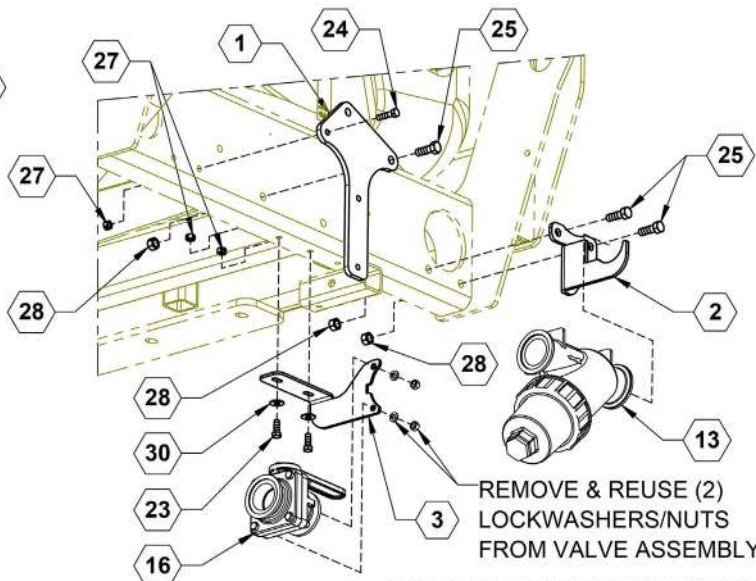
DETAIL AT FLOW REGULATOR



HYDRAULICS ASSEMBLY



PLUMBING BRACKET ASSEMBLY



BRACKET ASSEMBLY EXPLODED

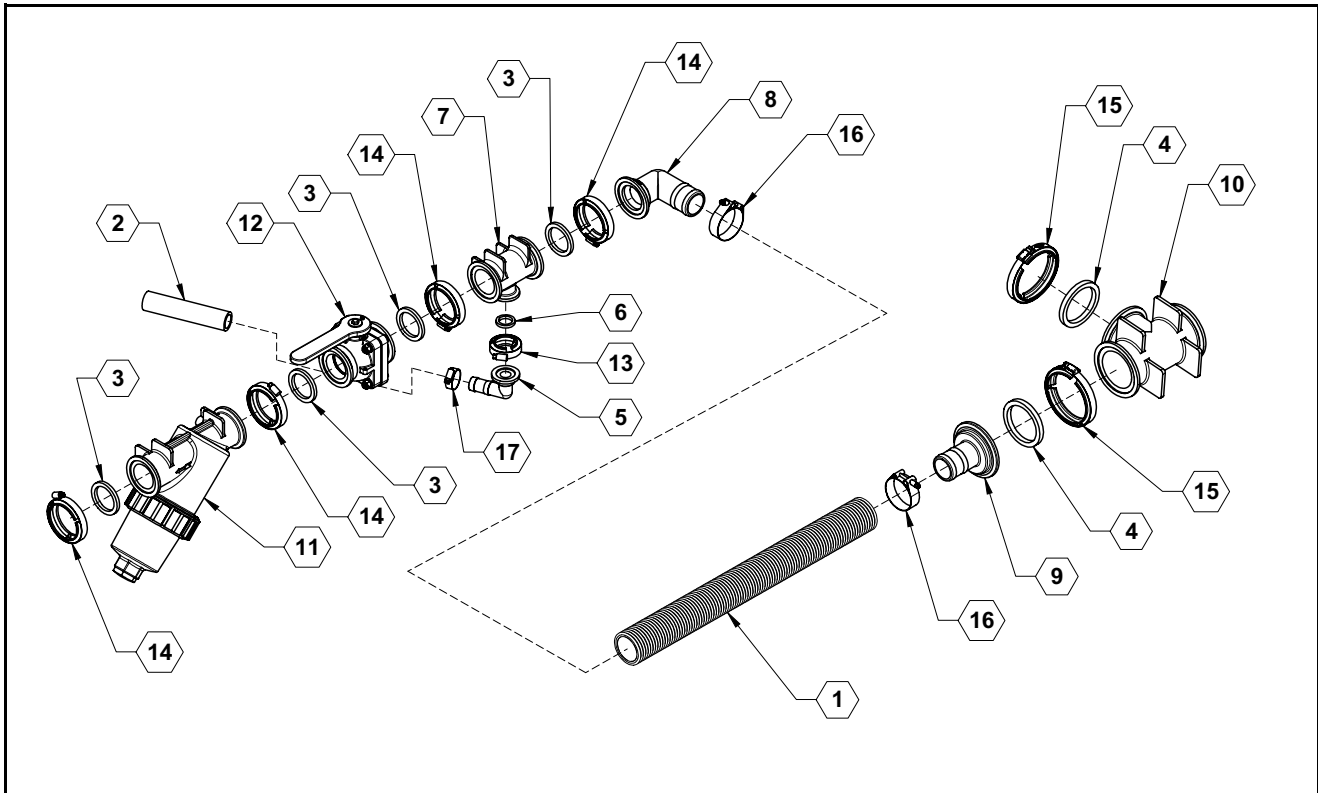


ILLUSTRATED PARTS LIST

Quick Fill, ACE 150-206 Self Priming Pump, Large Cart Parts List

ITEM	PART NO.	QTY.	DESCRIPTION
1	27218	1	PLATE, PUMP MOUNT
2	28117	1	BRACKET, FILTER SUPPORT
3	28158	1	BRACKET, SUPPORT STUBBY VALVE
13	530125	1	STRAINER, 2" FULL PORT LINE
16	530327	1	VALVE, 2" FULL PORT MANIFOLD, STUBBY
22	596123M	2	BOLT, HH 5/16-18 X 5 MAGNI
23	596128M	2	BOLT, HH 3/8-16 X 1 GR5 MAGNI
24	596129M	3	BOLT, HH 3/8-16X1-1/2 GR5 MAGNI
25	596153M	3	BOLT, HH 1/2-13X1-1/2 GR5 MAGNI
26	596236M	2	NUT, CENTERLOCK, 5/16-18 MAGNI
27	596237M	5	NUT, CENTERLOCK 3/8-16 MAGNI
28	596239M	3	NUT, CENTERLOCK, 1/2-13 MAGNI
29	596257M	4	WASHER, FLAT 5/16 USS MAGNI
30	596258M	2	WASHER, FLAT 3/8 MAGNI
31	600114	1	HYDRAULIC KIT, QUICK FILL ACE 150-206
32	610100	1	FLOW REGULATOR SET AT 7.5GPM

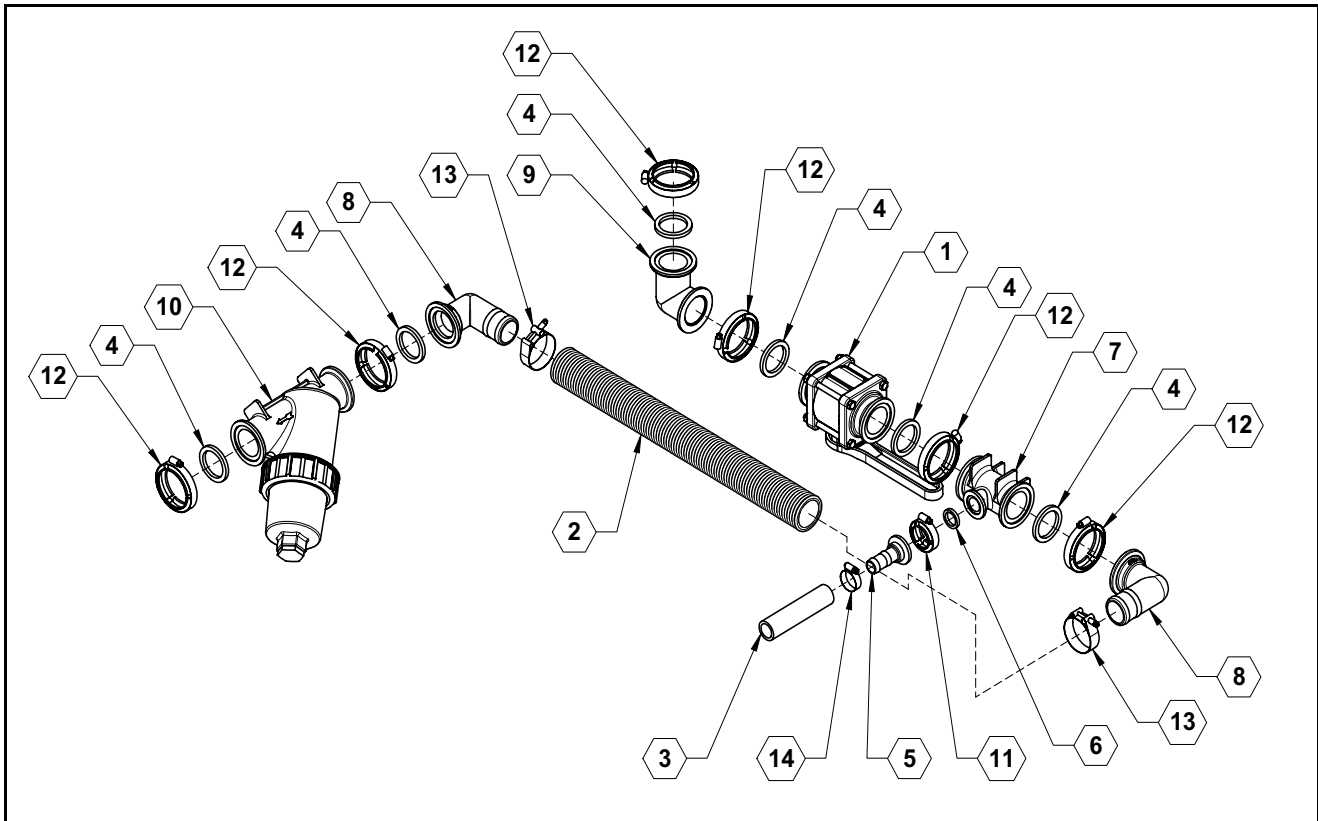
Small Cart Tank to Pump Plumbing



Small Cart Tank to Pump Plumbing Parts List

ITEM	PART NO.	QTY.	DESCRIPTION
1	510003	AR	HOSE, 2" FERTILIZER
2	510016	AR	HOSE, 1" EPDM
3	530019	4	GASKET, 2" EPDM
4	530024	AR	GASKET, 3" EPDM
5	530067	1	FITTING, 1" MANIFOLD X 1" HB 90°
6	530068	1	GASKET, 1" EPDM
7	530099	1	MANIFOLD, 2" FP X 1" FLANGE TEE
8	530104	1	FLANGE, 2" FP X 2" HB 90
9	530111	1	MANIFOLD, 3" X 2" HB
10	530115	1	MANIFOLD, 3" TEE
11	530125	1	STRAINER, 2" FULL PORT LINE
12	530327	1	MANIFOLD STUBBY VALVE, 2" STD PORT
13	540000	1	CLAMP, WORM SCREW 1"
14	540002	4	CLAMP, 2" FULL PORT
15	540003	AR	CLAMP, 3"
16	540007	2	CLAMP T BOLT
17	540014	1	CLAMP, HOSE SS 1" #16
NS	530316	AR	MANIFOLD REDUCER 3" X 2" CPLR (W/ 3" PUMP INLET)

Large Cart Tank to Pump Plumbing



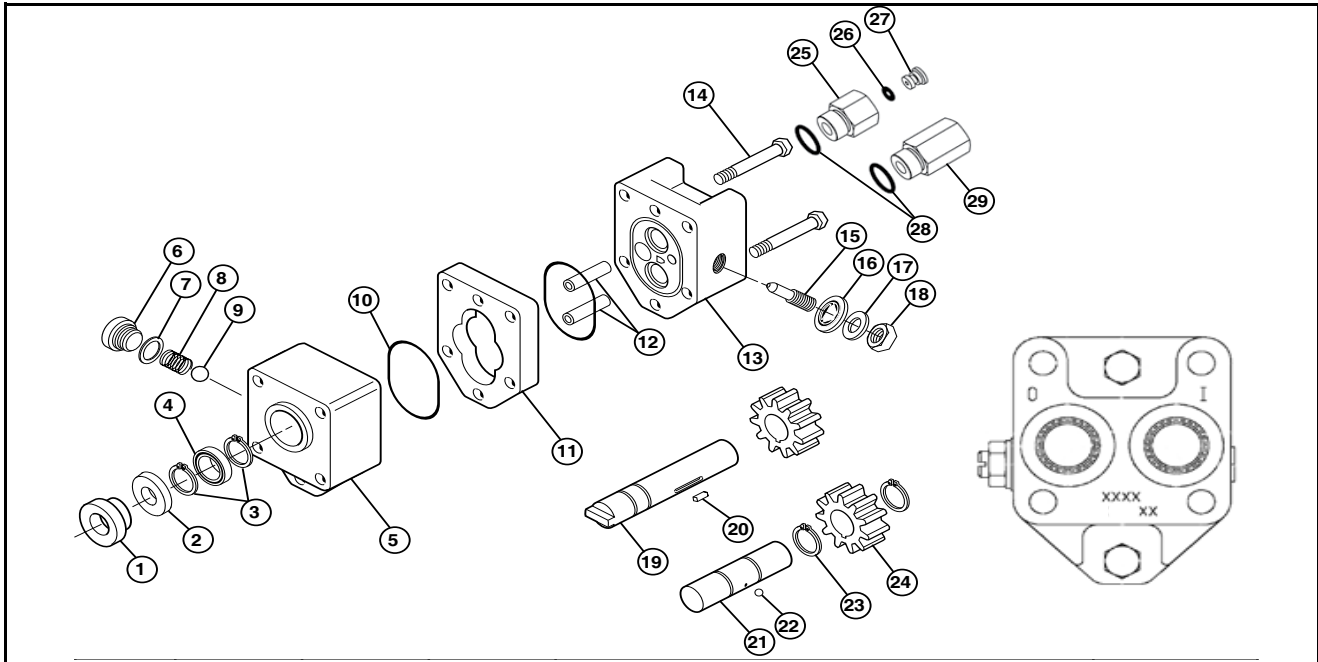
Large Cart Tank to Pump Plumbing Parts List

ITEM	PART NO.	QTY.	DESCRIPTION
1	500006	1	VALVE, 2" FULL PORT MANIFOLD
2	510003	AR	HOSE, 2" FERTILIZER
3	510016	AR	HOSE, 1" EPDM
4	530019	6	GASKET, 2" EPDM
5	530066	1	MANIFOLD, 1" X 1" HB
6	530068	1	GASKET, 1" EPDM
7	530099	1	MANIFOLD, 2" FP X 1" FLANGE TEE
8	530104	2	FLANGE, 2" FP X 2" HB 90
9	530106	1	MANIFOLD COUPLING 90° 2" FP
10	530125	1	STRAINER, 2" FULL PORT LINE
11	540000	1	CLAMP, WORM SCREW 1"
12	540002	6	CLAMP, 2" FULL PORT
13	540007	2	CLAMP T BOLT
14	540014	1	CLAMP, HOSE SS 1" #16
NS	530024	AR	GASKET, 3" EPDM
NS	530316	AR	MANIFOLD REDUCER 3" X 2" CPLR (W/ 3" PUMP INLET)
NS	540003	AR	CLAMP, 3"



ILLUSTRATED PARTS LIST

Ace 150-206 Pump Hydraulic Motor



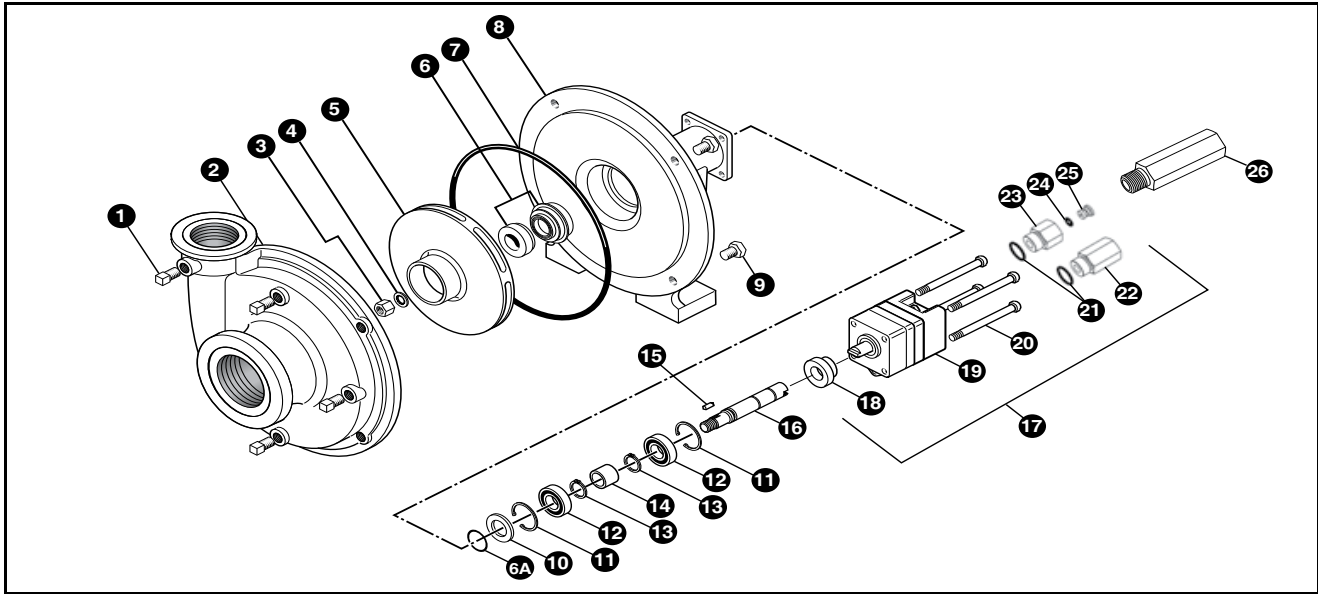
Ace 150-206 Pump Hydraulic Motor Parts List

ITEM	MODEL 204N	MODEL 206N	MODEL 210N	DESCRIPTION	QTY.
1*	S200	S200	S200	SEAL SUPPORT SPACER	1
2*	40153	40153	40153	SEAL CARTRIDGE	1
3	41941	41941	41941	SNAP RING, BEARING	2
4	41961	41961	41961	BALL BEARING, 7/16" I.D.	1
5	41731	41731	41731	DRIVE PLATE	1
6	42041	42041	42041	VALVE CAP, COASTING CHECK	1
7*	42044	42044	42044	"O" RING, COASTING CHECK	1
8	42042	42042	42042	SPRING, COASTING CHECK	1
9	42043	42043	42043	BALL, COASTING CHECK	1
10*	41850	41850	41850	"O" RING, HOUSING SEAL	2
11	41720	41721	41725	GEAR HOUSING	1
12	41800	41801	41805	DOWEL PIN, HOUSING	2
13	41742	41742	41742	END PLATE	1
14	41900	41900	41905	CAP SCREW, 1/4" N.C. HEX HEAD	2
15	42010	42010	42010	ADJUSTING SCREW, NEEDLE VALVE	1
16*	42030	42030	42030	THREAD SEAL, 3/8", NEEDLE VALVE	1
17	42040	42040	42040	WASHER, FLAT STEEL, NEEDLE VALVE	1
18	40960	40960	40960	NUT, 3/8" N.C. JAM, NEEDLE VALVE	1
19	41761	41764	41766	DRIVE SHAFT	1
20	41920	41921	41925	DOWEL PIN, DRIVE SHAFT	1
21	41970	41971	41975	IDLER SHAFT	1
22	41990	41990	41990	BALL, IDLER SHAFT	1
23	41980	41980	41980	RETAINING RING, IDLER GEAR	2
24	41750	41751	41755	GEAR	2
25	41455	41455	41455	ADAPTER BODY, #8 SAE MALE X 1/2" NPT	1
26	41448	41448	41448	"O" RING, ORIFICE INSERT (USE WITH 41456 INSERT)	1
27	41457	41456	41456	INSERT, RESTRICTOR ORIFICE (USE WITH 41455 BODY)	1
28	41875	41875	41875	"O" RING, #8 SAE MALE FITTING	2
29	41441	41441	41441	REVERSE CHECK, #8 SAE MALE X 1/2" NPT	1
#	41374	41374	41374	REPAIR KIT, RK-BAC-75-HYD-L	-



ILLUSTRATED PARTS LIST

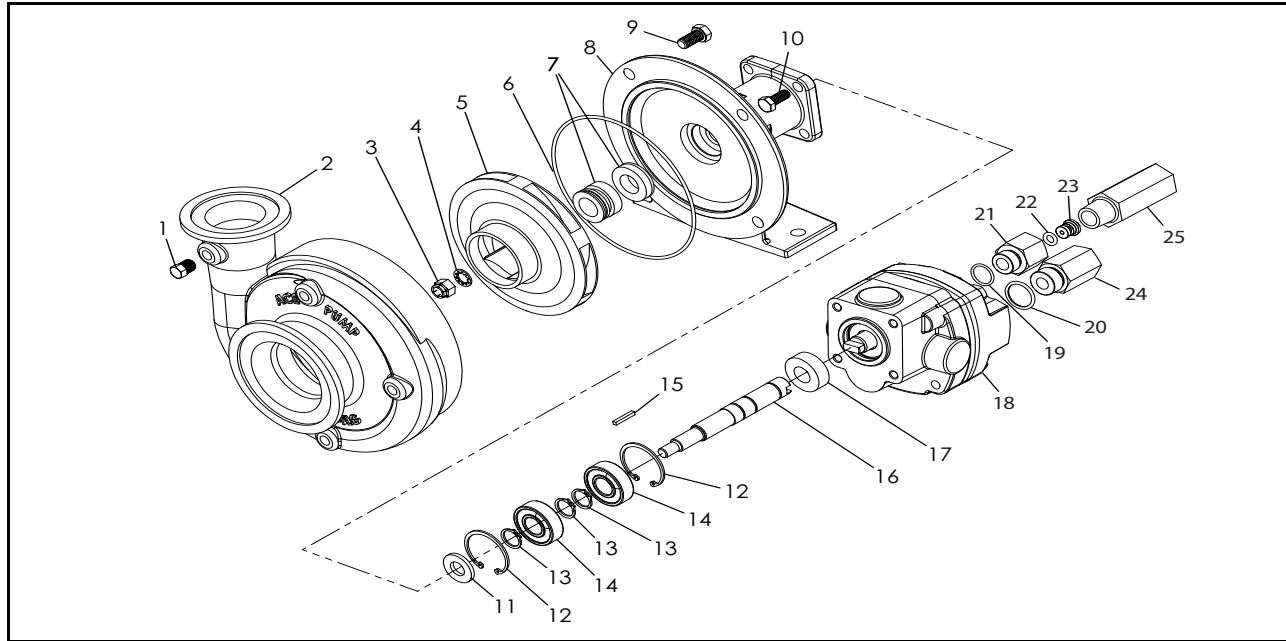
Ace 150-206 Pump



Ace 150-206 Pump Parts List

ITEM	PART NO.	EDP NO.	DESCRIPTION	QTY.
1	BAC-53	41110	PIPE PLUG	4
1	41120	41120	PIPE PLUG, STAINLESS STEEL (OPTIONAL)	4
2	BAC-12-150-FLG	40257	VOLUTE, CAST IRON, NPT & ?ANGED (FOR 150F MODELS)	1
2	BAC-12-150-SS	40249	VOLUTE, 316 STAINLESS STEEL , NPT & ?ANGED (FOR 150FS MODELS)	1
3	BAC-23-A	40391	NUT, 3/8" NF, CAD PLATED	1
3	BAC-23-A-SS	40392	NUT, 3/8" NF, STAINLESS STEEL (OPTIONAL)	1
4 (*)(**)	BAC-24-HYD-SS	40400	WASHER, 3/8" STAR, STAINLESS STEEL	1
5	BAC-26-150-P	40446	IMPELLER, VALOX, KEYWAY	1
5	BAC-26-150-CI	40445	IMPELLER, CAST IRON, KEYWAY (OPTIONAL)	1
6 (*)	BAC-7V	40151	SEAL, CARBON/CERAMIC/VITON (INCLUDES 40160 O-RING)	1
6 (**)	BAC-7SC	40152	SEAL, SILICON CARBIDE/VITON (INCLUDES 40160 O-RING) (OPTIONAL)	1
6A (*)(**)	40160	40160	O-RING, SHAFT SEAL	1
7 (*)(**)	BAC-4-150	40015	O-RING, BODY SEAL	1
8	BAC-14-150-HYD	40305	MOUNTING FRAME, CAST IRON (FOR 150F MODELS)	1
8	BAC-14-150-HYD-SS	40319	MOUNTING FRAME, 316 STAINLESS STEEL (FOR 150FS MODELS)	1
9	40950	40950	CAP SCREW, 3/8" NC X 3/4" HEX HEAD	4
9	40930	40930	CAP SCREW, 3/8" NC X 3/4" HEX HEAD, STAINLESS STEEL (OPTIONAL)	4
10	BAC-54	41130	SLINGER	1
11	BAC-33	40810	SNAP RING, INTERNAL, BAC-14 MOUNTING FRAME	2
12	BAC-37	40870	BALL BEARING, SEALED, BAC-6 SHAFT	2
13	BAC-32	40790	SNAP RING, EXTERNAL, BAC-6 SHAFT	2
14	BAC-32-S	40795	SPACER FOR BAC-6 SHAFT	1
15	BACH-25	40420	KEY, 1/8" X 1/8" X 1/2"	1
16	BAC-6-HYD-SS	40061	SHAFT, 5/8" DIAMETER, KEYWAY AND TANG SLOT, STAINLESS STEEL	1
17	BAC-75-HYD-206	41372	HYDRAULIC MOTOR, 7 GPM (INCLUDES PARTS 18 - 25)	1
18	S200	40161	SEAL SUPPORT SPACER FOR 200 SERIES HYD MOTOR	1
19	BAC-75-HYD-206N	41397	HYDRAULIC MOTOR, 7 GPM (MOTOR ONLY - NO EXTERNAL ?TINGS)	1
20	41255	41255	CAP SCREW, 5/16" N. C. X3-3/4" SOCKET HEAD (FOR 206N MOTOR)	4
21	41875	41875	"O" RING, #8 SAE MALE FITTING	2
22	BAC-78-8SAE	41441	REVERSE CHECK, #8 SAE MALE X 1/2" NPT	1
23	BAC-80-8SAE	41455	ADAPTER BODY, #8 SAE MALE X 1/2" NPT	1
24	41448	41448	"O" RING, ORIFICE INSERT (USE WITH 41456 INSERT)	1
25	BAC-79-7	41456	INSERT, RESTRICTOR ORIFICE (USE WITH 41455 BODY)	1
26	LS-206N	41418	FLOW LIMITING VALVE (206N), #8 SAE MALE X 1/2" NPT FEMALE	1
*	RK-FMC-150	52710	REPAIR KIT FOR FMC-150 SERIES PUMP	-
**	RK-FM CSC-150	52711	REPAIR KIT FOR FMC-150 SERIES WITH SILICON CARBIDE SHAFT SEAL	-
#	RK-BAC-75-HYD-L	41374	REPAIR KIT, RK-BAC-75-HYD-L	-

Ace 304 Pump



Ace 304 Pump Parts List

ITEM	PART NO.	PART NO.	QTY.	DESCRIPTION
	Model 304N	Model 310N		
1	40162	40162	1	SEAL SUPPORT SPACER, S300 FOR 200 SERIES PUMPS
1	40163	40163	1	SEAL SUPPORT SPACER, S305 FOR 205 SERIES PUMPS
2*	40154	40154	1	SEAL CARTRIDGE, BAC-75-300-TLS
3	43056	43056	1	SPACER SEAL/BEARING, PERFORATED, 300 SERIES MOTOR
4	43205	43205	2	RETAINING RING, BEARING
5	43225	43225	1	BALL BEARING
6	43016	43016	1	DRIVE PLATE
7*	43130	43130	2	O-RING, HOUSING SEAL
8	43085	43080	2	DOWEL PIN, HOUSING
9	43005	43000	1	GEAR HOUSING
10	43277	43277	1	CAP, NEEDLE VALVE WITH O-RING, 300N SERIES MOTOR
11*	43276	43276	1	O-RING, NEEDLE VALVE CAP
12	43266	43266	1	NEEDLE, 300N SERIES MOTOR
13	43022	43022	1	END PLATE, 300N SERIES MOTOR
14	43185	43180	4	CAP SCREW, 3/8" N.C. HEX HEAD
15	43240	43240	2	RETAINING RING, GEAR
16	43035	43030	2	GEAR
17	43250	43250	1	BALL, IDLER SHAFT
18	43235	43230	1	IDLER SHAFT
19	43046	43039	1	DRIVE SHAFT
20	43195	43190	1	DOWEL PIN, DRIVE SHAFT
21	41455	41455	1	ADAPTER BODY, #8 SAE MALE X 1/2" NPT
22	41448		1	"O" RING, ORIFICE INSERT (USE WITH 41456 INSERT)
23	41447		1	ORIFICE INSERT, RESTRICTOR INSERT
24	41875	41875	1	"O" RING, #8 SAE MALE FITTING
25	41445	41445	1	O-RING, #10 SAE FITTING
26	41442	41442	1	REVERSE CHECK ASSEMBLY, #10 SAE X 1/2" NPT
*	41362	41362	AR	MOTOR REPAIR KIT, INCLUDES 2, 7, 11

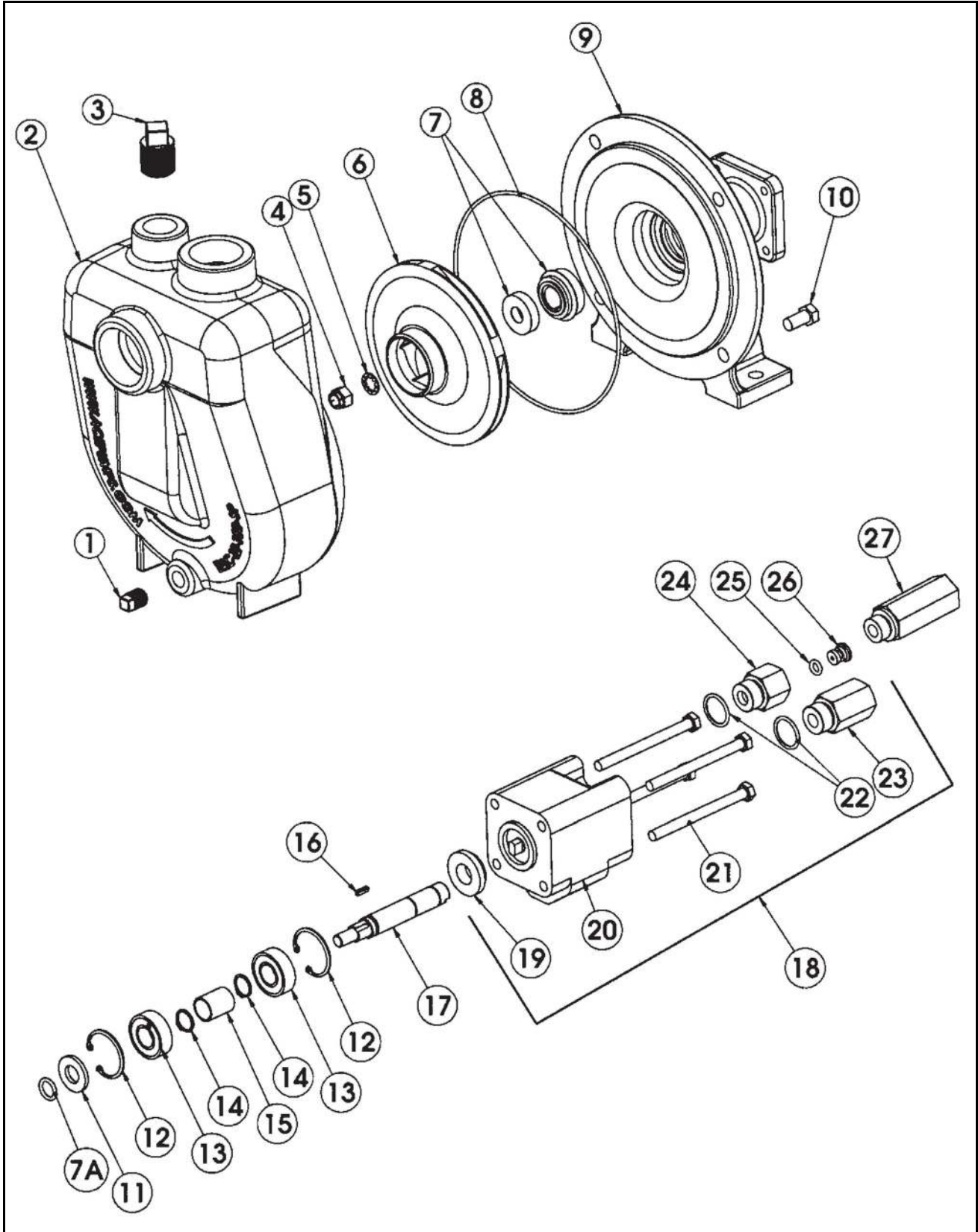


ILLUSTRATED PARTS LIST



FAST GLOBAL
SOLUTIONS

ACE 150-206 Pump, Self Priming



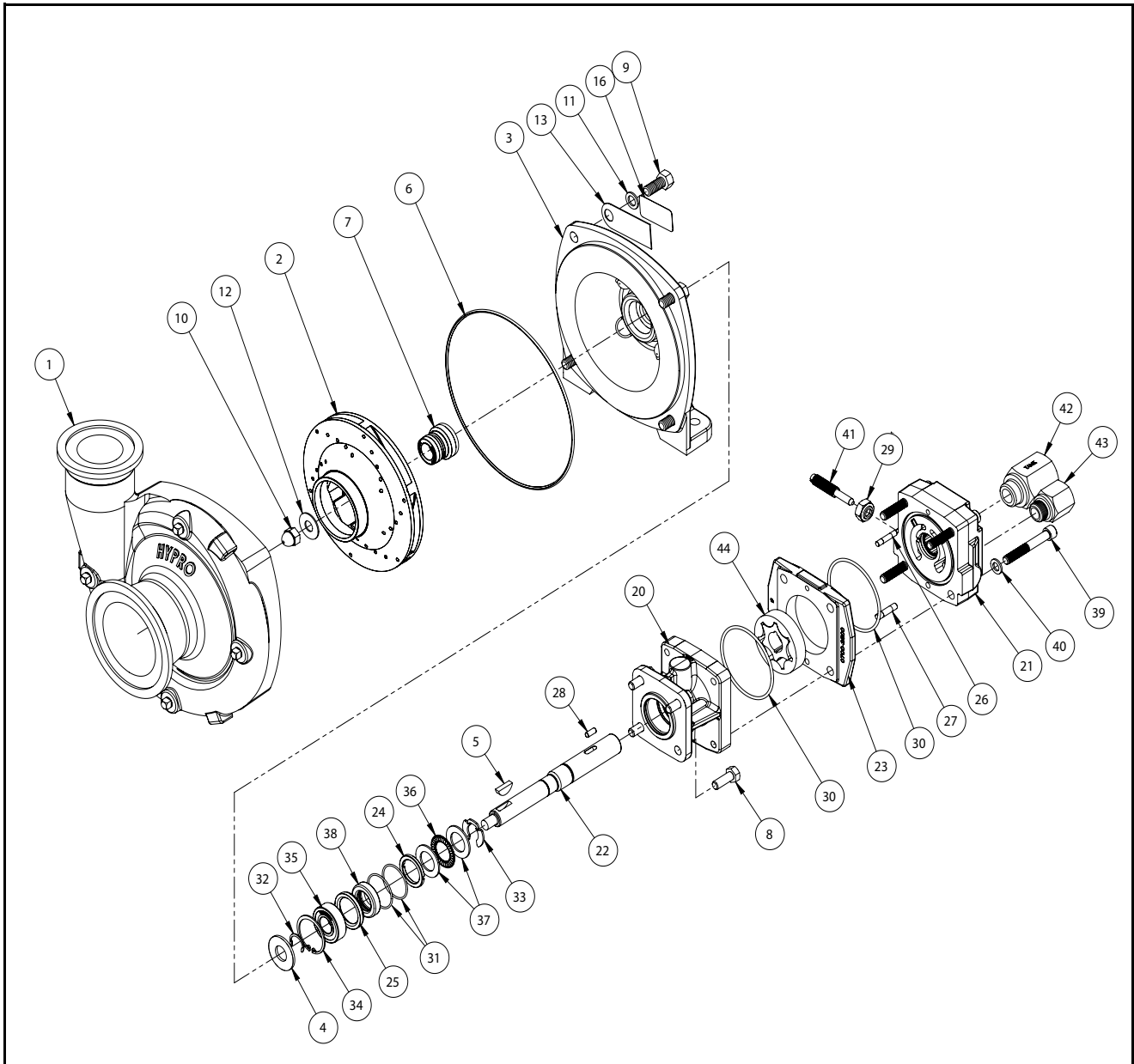


ILLUSTRATED PARTS LIST

ACE 150-206 Pump, Self Priming Parts List

ITEM	VENDOR PART NO.	EDP PART NO.	QTY.	DESCRIPTION
1	20750	20750	1	Pipe plug, drain, 1/4" NPT
2	BAC-12-150-SP	40254	1	Volute, self-priming, 1-1/2" x 1-1/4"
3	41105	41105	1	Pipe plug, fill, 3/4" NPT
4	BAC-23-A	40391	1	Nut, 3/8" NF, cad plated
4	BAC-23-B-SS	40393	1	Nut, 3/8" NF, stainless steel (standard on -SS models)
5 (*1*2)	BAC-24-HYD-SS	40400	1	Washer, 3/8" star, stainless steel
5	BAC-24-B-SS	42702	1	Washer, 3/8", stainless steel, vibration proof (standard on -SS models)
6	BAC-26-150-P	40446	1	Impeller, Valox, keyway
6	BAC-26-150-CI	40445	1	Impeller, cast iron, keyway (optional)
6	BAC-26-150-PI	40448	1	Impeller, polypropylene, keyway (optional)
7 (*1)	BAC-7V	40151	1	Seal, carbon/ceramic/Viton (includes 40160 O-ring)
7 (*2)	BAC-7SC	40152	1	Seal, silicon carbide/Viton (includes 40160 O-ring) (optional)
7A (*1*2)	40160	40160	1	O-ring, shaft seal
8 (*1*2)	BAC-4-150	40015	1	O-ring, body seal
9	BAC-14-150-HYD	40305	1	Mounting frame (for 200 Series hydraulic motor)
10	40950	40950	4	Cap screw, 3/8" NC x 3/4" hex head
10	40930	40930	4	Cap screw, 3/8" NC x 3/4" hex head, stainless steel (optional)
11	BAC-54	41130	1	Slinger
12	BAC-33	40810	2	Snap ring, internal, BAC-14 mounting frame
13	BAC-37	40870	2	Ball Bearing, sealed, BAC-6 shaft
14	BAC-32	40790	2	Snap ring, external, BAC-6 shaft
15	BAC-32-S	40795	1	Spacer for BAC-6 shaft
16	BACH-25	40420	1	Key, 1/8" x 1/8" x 1/2"
17	BAC-6-HYD-SS	40061	1	Shaft, 5/8" diameter, keyway and tang slot, stainless steel
18	BAC-75-HYD-206	41372	1	Hydraulic motor, 7 GPM (includes parts 19 - 26)
19	S200	40161	1	Seal support spacer for 200 Series HYD motor
20	BAC-75-HYD-206N	41397	1	Hydraulic motor, 7 GPM (motor only - no external fittings)
21	41255	41255	4	Cap screw, 5/16" N. C. x 3-3/4" socket head (for 206N motor)
22	41875	41875	2	O-ring, #8 SAE fitting
23	BAC-78-8SAE	41441	1	Reverse check assembly, #8 SAE male x 1/2" NPT female
24	BAC-80-8SAE	41455	1	Body, restrictor orifice, #8 SAE male x 1/2" NPT female
25	41448	41448	1	O-ring, orifice insert
26	BAC-79-7	41456	1	Orifice, restrictor insert, .109 (206N)
27	LS-206N	41418	1	Flow limiting valve (206N), #8 SAE male x 1/2" NPT female
*1	RK-FMC-150	52710	1	Repair kit for FMC-150 series pump
*2	RK-FMCSC-150	52711	1	Repair kit for FMC-150 series with silicon carbide shaft seal
#	RK-BAC-75-HYD-L	41374	1	Repair kit for 200 Series motor with high pressure lip seal

Hypro Pump - Prior to 2020



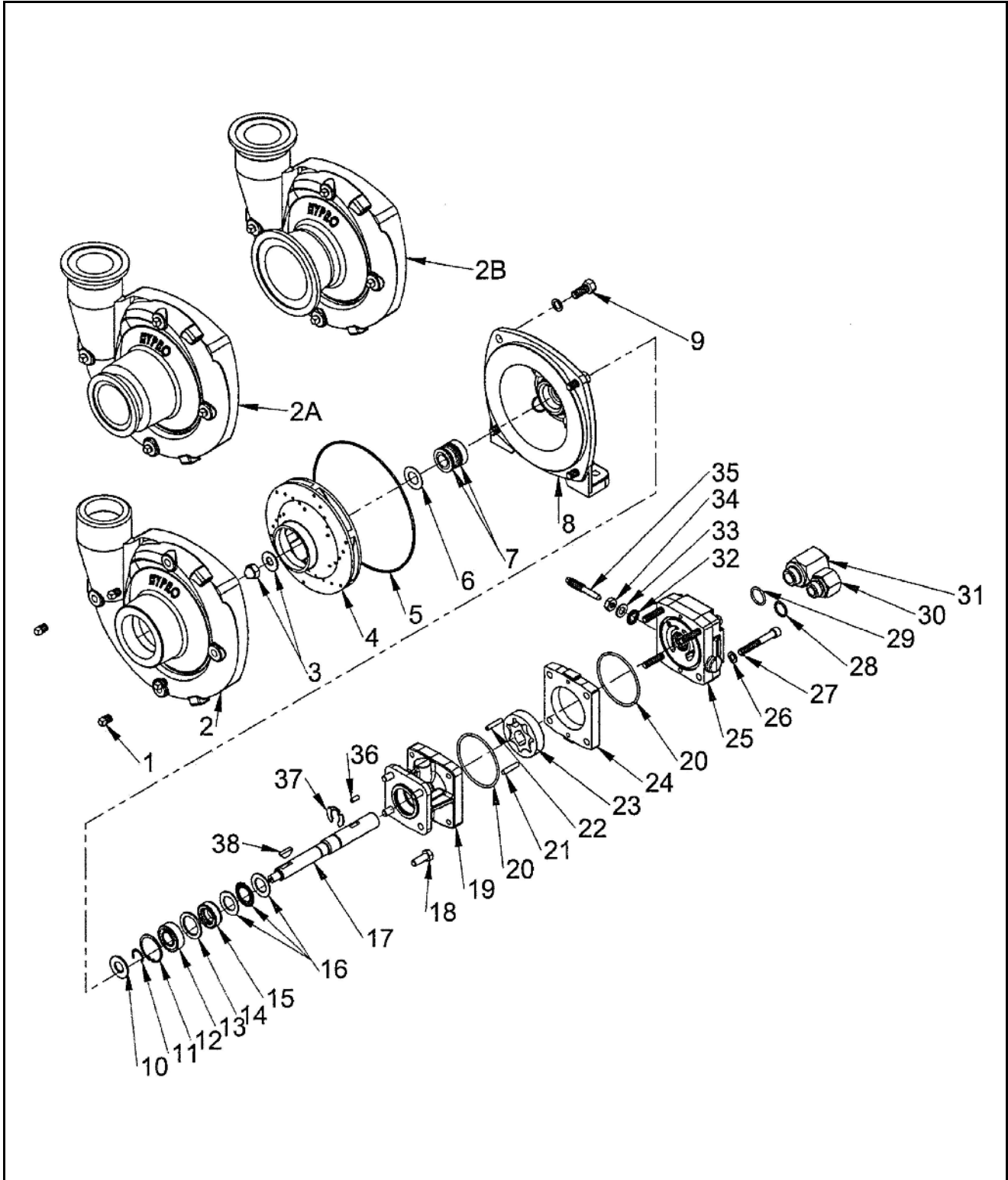


ILLUSTRATED PARTS LIST

Hypro Pump - Prior to 2020 Parts List

ITEM	PART NO.	QTY.	DESCRIPTION
1	0158-9200C	1	PUMP HOUSING, 300x220 U.FLG
2	0401-9200P2	1	IMPELLER (CW ROTATION)
3	0750-9300C2	1	MOUNTING FLANGE
4	1410-0056	1	SLINGER SEAL
5	1610-0012	1	WOODRUFF KEY
6	1720-0083	1	O-RING
7	2120-0039	1	SEAL, MECHANICAL
8	2210-0005	4	CAP SCREW, HEX HEAD 5/16"-18 X 7/8"
9	2210-0020	4	CAP SCREW, HEX HEAD 3/8"-16 X 7/8"
10	2253-0002	1	ALCNUT 0.3750-24-N
11	2270-0041	1	WASHER
12	2270-0071	1	IMPELLER WASHER
13	2270-0076	1	TAG
14	3031-0134	1	CARTON - INDIVIDUAL
15	3435-0171	1	PACKING KIT
16	6031-0325	1	DECAL
17	6031-0340	1	LABEL READY FOR ROUND UP
18	6031-0343	1	INSTRUCTION TAG
19	6031-0373	1	CE STICKER LABEL
20	0150-2500C	1	BODY ASSY-SMALL PILOT
21	0254-2500C2	1	END PLATE ASSY
22	0533-2500	1	SHAFT
23	0700-2500C1	1	GEROTOR HOUSING HM1, COATED
24	1410-0130	1	SPACER, 3L SEAL
25	1410-0131	1	CARTRIDGE, FRONT
26	1600-0037	1	DOWEL PIN
27	1600-0044	1	DOWEL PIN
28	1610-0031	1	HM1 & HM5 Round Key
29	1700-0245	1	NUT, SEALING
30	1720-0110	2	O-RING
31	1720-0268	2	O-RING
32	1810-0014	1	RETAINING RING
33	1810-0026	1	RETAINING RING
34	1820-0013	1	INT. RET. RING
35	2000-0010	1	BEARING, BALL
36	2029-0009	1	BEARING, THRUST
37	2029-0010	2	BEARING RACE, THRU
38	2104-0010	1	LIP SEAL
39	2220-0021	4	SCREW, SOCKET HEAD
40	2270-0039	4	WASHER, FLAT 5/16"
41	3220-0029	1	VALVE STEM
42	3320-0052A	1	CHECK VALVE ASSY - TANK PORT
43	3360-0023A	1	ADAPTER-INLET PORT ASSY
44	3900-0022	1	GEROTOR

Hypro Pump - 2020 And Up



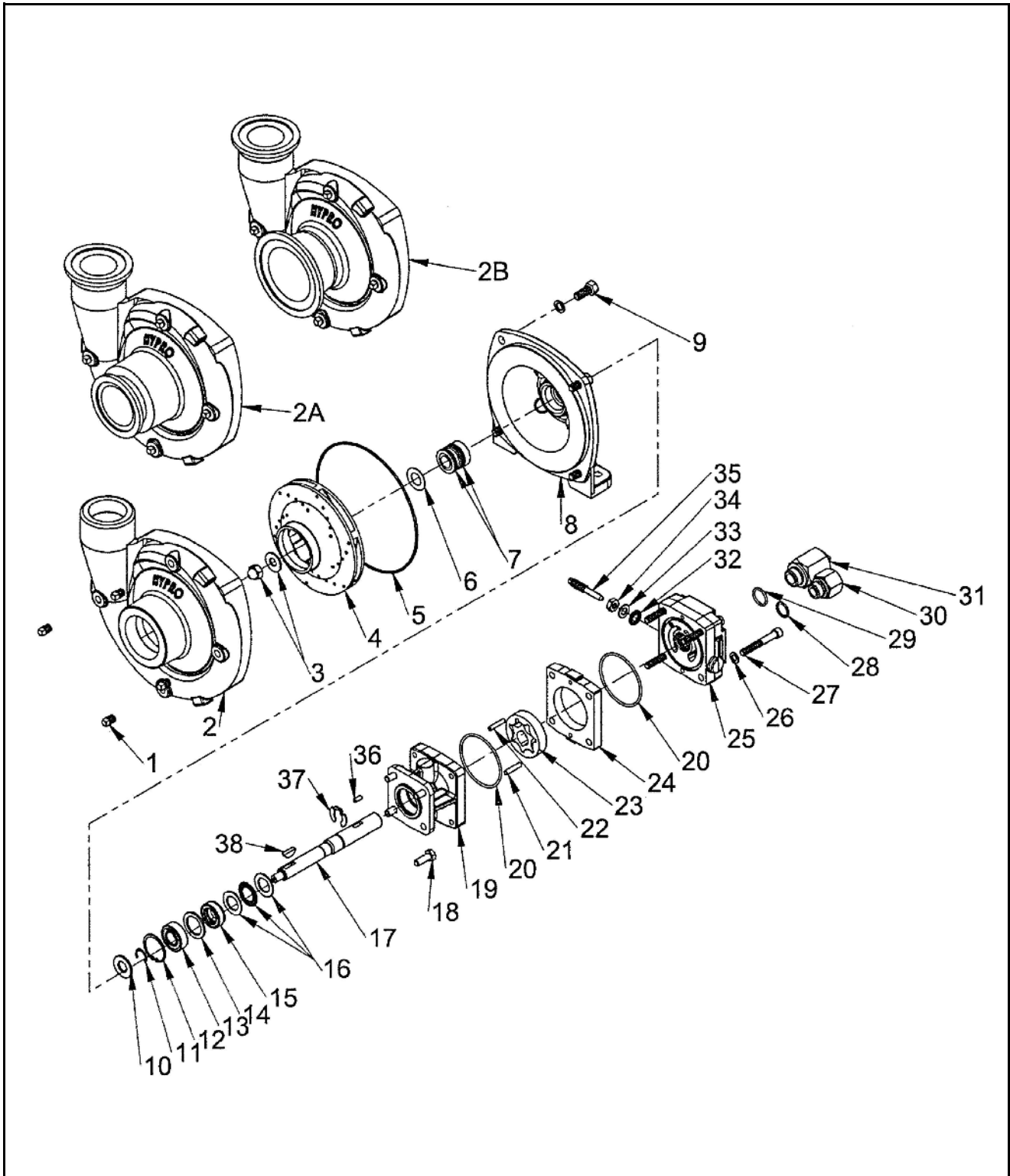


ILLUSTRATED PARTS LIST

Hypro Pump - 2020 And Up Parts List

ITEM	PART NO.	QTY.	DESCRIPTION
0	550045	1	COMPLETE PUMP ASSEMBLY, CAST
0	550046	1	COMPLETE PUMP ASSEMBLY, STAINLESS
1	2406-0016	4	DRAIN/VENT PLUG
2	0154-9200C1	1	PUMP CASING (9306C)
2	0154-9200S1	1	PUMP CASING (9306S)
2A	0157-9200C	1	PUMP CASING (UNIVERSAL FLANGE 2' X 2' CAST)
2A	0157-9200S	1	PUMP CASING (UNIVERSAL FLANGE 2' X 2' SS)
2B	0158-9200C	1	PUMP CASING (UNIVERSAL FLANGE 3' X 2' CAST)
2B	0158-9200S	1	PUMP CASING (UNIVERSAL FLANGE 3' X 2' SS)
3	3430-0825	1	IMPELLER NUT (9306C and 9306S)
4	0401-9200P2	1	IMPELLER (NYLON STD 9306S)
4	0405-9100P2	1	IMPELLER (POLY OPTIONAL) (STD 9306S)
4	0405-9100P2	1	IMPELLER (GTX OPTIONAL)
5	3430-0332	1	O-RING
6	3430-0332	1	GASKET
7	3430-0332	1	MECHANICAL SEAL (VITON/CERAMIC (STD 9306C)
7	3430-0589	1	MECHANICAL SEAL (SILICON CARBIDE) (STD 9306S)
8	0750-9300C2	1	MOUNTING FLANGE (9306C)
8	0756-9300S	1	MOUNTING FLANGE (9306S)
9	2210-0020	4	HEX HEAD CAP SCREW (9306C)
9	2210-0125	4	HEX HEAD CAP SCREW (9306S)
10	1410-0056	1	SLINGER RING
11	1810-0015	1	SNAP RING
12	1820-0013	1	RETAINING RING
13	3430-0881	1	BALL BEARING
14	1410-0154	1	SPACER
15	3430-0881	1	LIP SEAL
16	2029-0014	1	THRUST BEARING ASSEMBLY
17	3430-0852	1	SHAFT (HM1C/HM5C)
17	3430-0855	1	SHAFT (HM3C)
18	2210-0005	1	HEX HEAD CAP SCREW
19	0150-2540C	1	MOTOR BODY (INCLUDES NEEDLE BEARING)
19	0150-2542C	1	MOTOR BODY CASE DRAIN SAE-4 (INCLUDES NEEDLE BEARING)
20	3430-0881	1	O-RING
21	1600-0095	1	DOWEL PIN (HMIC/HM5C)

Hypro Pump - 2020 And Up



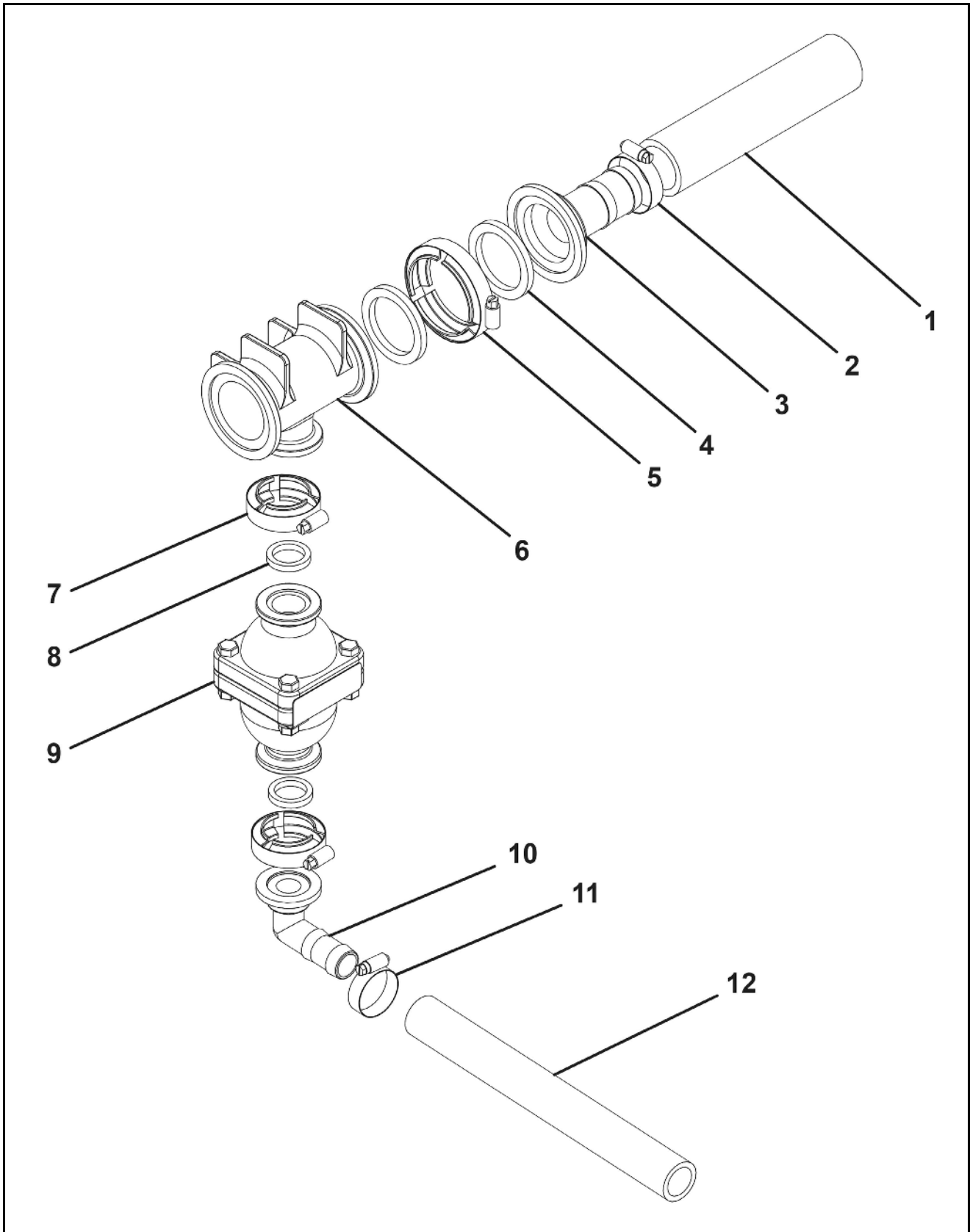


ILLUSTRATED PARTS LIST

Hypro Pump - 2020 And Up Parts List

ITEM	PART NO.	QTY.	DESCRIPTION
21	1600-0096	1	DOWEL PIN (HMIC/HM3C)
22	1600-0084	1	DOWEL PIN (HMIC/HM5C)
22	1600-0085	1	DOWEL PIN (HMIC/HM3C)
23	3900-0022	1	GEROTOR (HM1C)
23	3900-0048	1	GEROTOR (HM3C)
23	3900-0048	1	GEROTOR (HM5C)
24	0720-2603	1	GEROTOR HOUSING (HM1C MODELS) 1/2" WIDE
24	0720-2606	1	GEROTOR HOUSING (HM3C MODELS) 1" WIDE
24	0720-2604	1	GEROTOR HOUSING (HM5C MODELS) 5/8" WIDE
25	0254-2500C2	1	MOTOR END PLATE (INCLUDES NEEDLE BEARING)
25	0254-2500C3	1	MOTOR END PLATE, -8, -10 SAE, NO BYPASS (INCLUDES NEEDLE BEARING)
26	2270-0039	4	WASHER
27	2220-0021	4	CAP SCREW (HM1C MODELS)
27	2220-0044	4	CAP SCREW (HM3C MODELS)
27	2220-0032	4	CAP SCREW (HM5C MODELS)
28	3430-0881	1	O-RING
29	3430-0881	1	O-RING
30	3360-0021A	1	PRESSURE PORT ADAPTER (INCLUDES O-RING)
31	3320-0051A	1	TANK PORT ADAPTER (INCLUDES O-RING)
32	3430-0881	1	GASKET
33	3430-0881	1	WASHER
34	2250-0038	1	LOCK NUT
35	3220-0029	1	BYPASS ADJUSTING SCREW
36	1610-0031	1	GEROTOR KEY (HM1C/HM5C)
36	1610-0055	1	GEROTOR KEY (HM3C)
37	1810-0026	1	SNAP RING
38	1610-0012	1	WOODRUFF KEY (9306C)
38	04432-SHW	1	WOODRUFF KEY (9306S)
REF	3430-0589	1	SILICON CARBIDE SEAL KIT (CONTAINS: ITEM # 7 & 5)
REF	3430-0332	1	REPAIR PARTS KIT (CONTAINS: ITEM 7, 5 AND 6)
REF	3430-0881	1	PARTS KIT (CONTAINS: ITEM 13, 15, 32, 33, 20, 28 & 29)
REF	2540-0806C	1	HYDRAULIC MOTOR (HM1C)
REF	2540-1606C	1	HYDRAULIC MOTOR (HM3C)
REF	2540-1006C	1	HYDRAULIC MOTOR (HM5C)

8310 - 8313 Spike Valve





ILLUSTRATED PARTS LIST

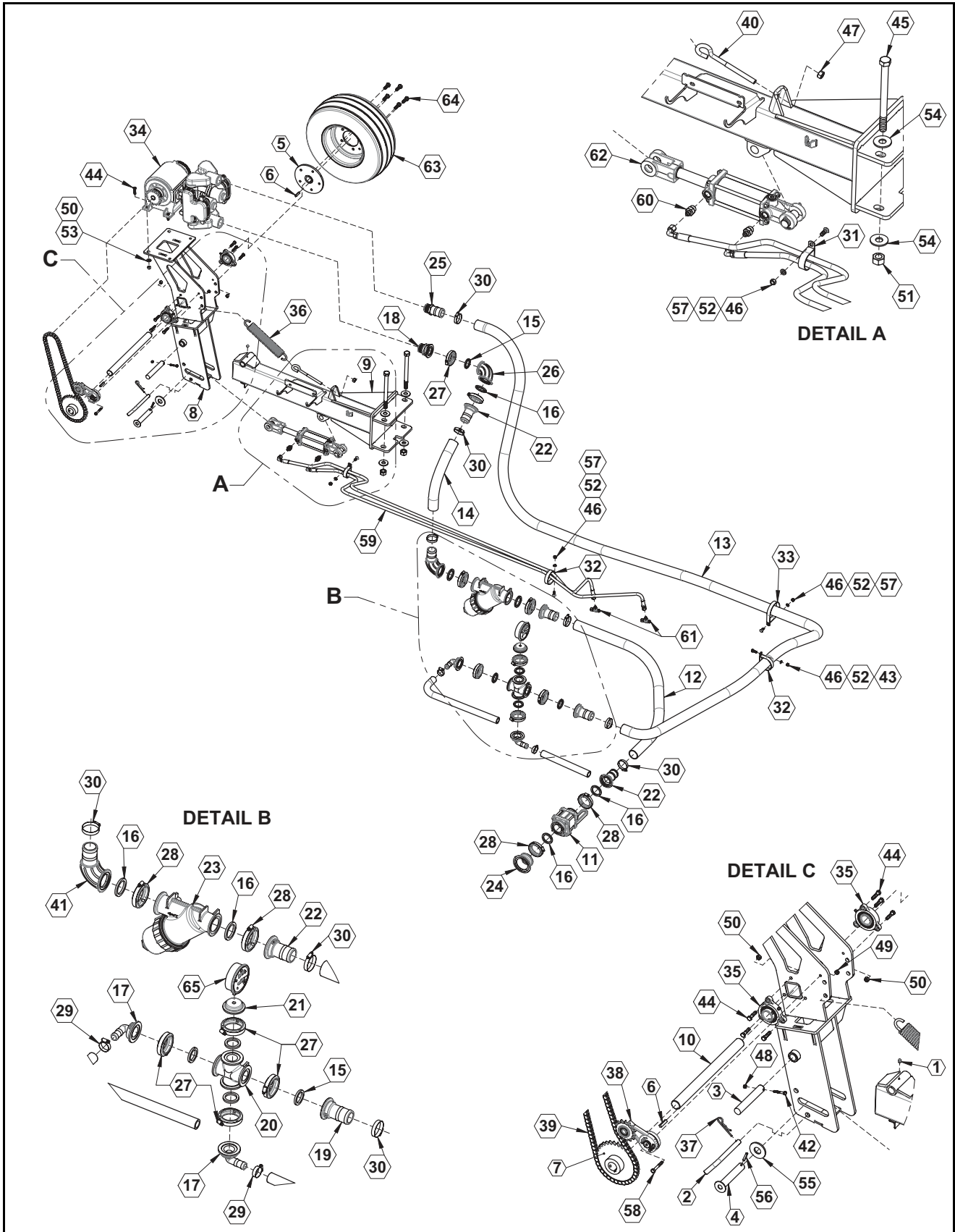
8310 - 8313 Spike Valve Parts List

ITEM	VENDOR PART NO.	FAST PART NO.	QTY.	DESCRIPTION
1	1-1/2BH200	510014	AR	Hose, Fertilizer
2	64024	540016	1	Clamp 1-1/ 2" Worm Gear
3	M220150BRB	530100	1	Manifold 2" Full Port To 1-1/2' Hose Barb
4	M150G	530019	2	Gasket 2" Full Port
5	FC-200	540002	2	Clamp 2" Full Port
6	M220100TEE	530099	1	Tee 2" Full Port
7	FC-100	540000	4	Clamp 1" Manifold
8	100G	530013	4	Gasket 1"
9	MPRV100100	500004	1	Manifold Pressure Spike Valve
10	M100BRB90	530067	1	1" Manifold X 90 Degree Bar
11	64016	540014	1	Clamp Stainless 1'
12	1BH200	510016	AR	Hose 1" EDPM



ILLUSTRATED PARTS LIST

Small Cart John Blue Pump



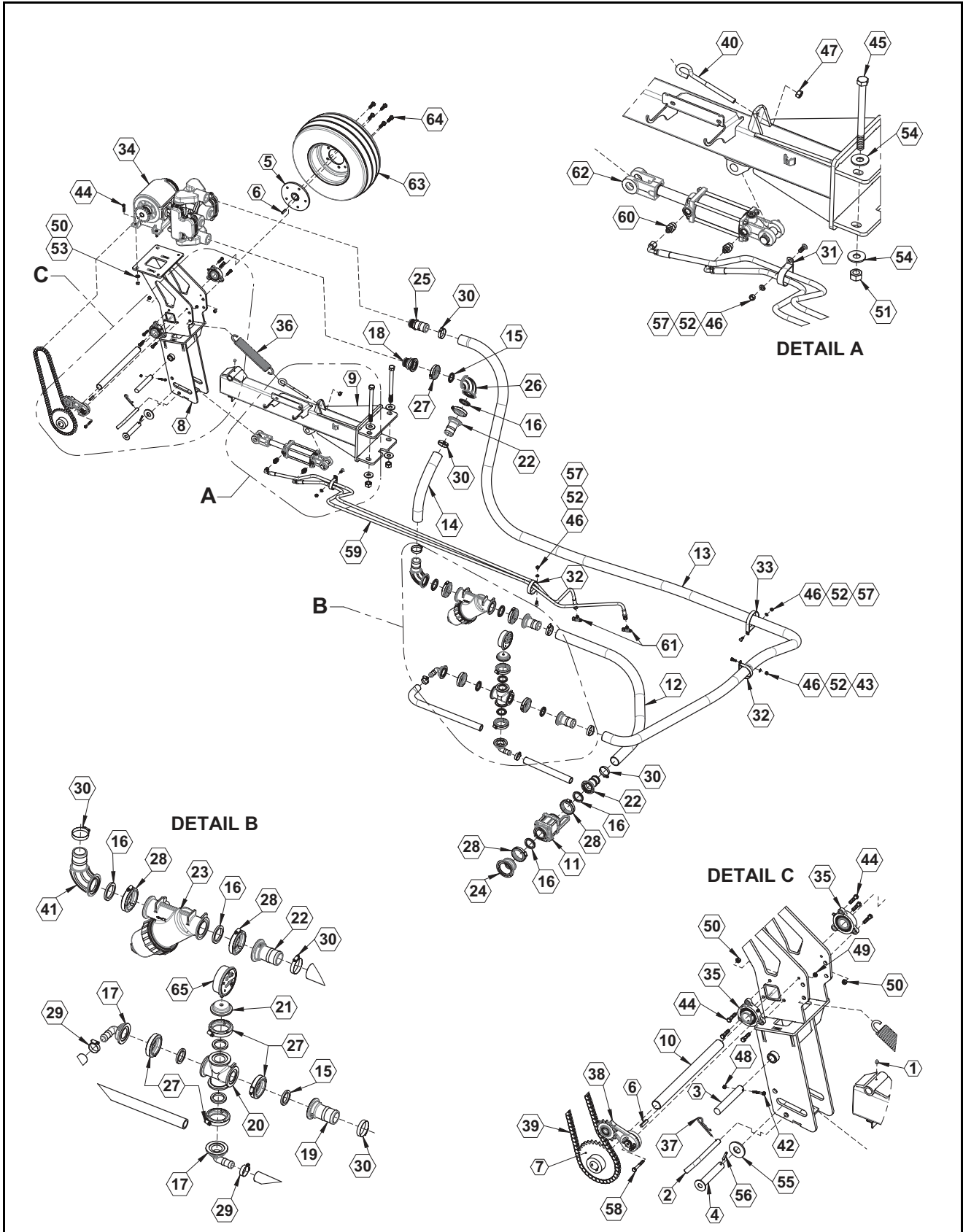


ILLUSTRATED PARTS LIST

Small Cart John Blue Pump Parts List

ITEM	PART NO.	QTY.	DESCRIPTION
1	759	1	ZERK, 1/4-28 STRAIGHT
2	1056	1	PIN, JACK STAND
3	1058	1	PIN, BREAKAWAY MOUNT
4	1224	1	PIN, SCISSOR LINK 1 X 5-1/2"L
5	8306	1	FRICTION WHEEL HUB
6	8357	2	KEYSTOCK, 5/16"
7	8364	1	GROUND DRIVE SPROCKET
8	24045	1	PUMP MOUNT WLDMNT
9	27096	1	SUPPORT ARM WLDMT
10	27104	1	PUMP DRIVESHAFT
11	500006	1	VALVE, 2" FULL PORT MANIFOLD
12	510017	1	HOSE 2" EPDM X 5 FT
13	510017	1	HOSE, 2" EPDM X 18 FT
14	510017	1	HOSE, 2" EPDM X 18 IN
15	530014	5	GASKET, 1-1/2" EPDM
16	530019	5	GASKET, 2" EPDM
17	530073	2	2" MANIFOLD X 1" HB 90°
18	530081	1	2" MANIFOLD X 1-1/2" MPT
19	530082	1	2" MANIFOLD X 2" HOSE BARB
20	530090	1	2" MANIFOLD CROSS
21	530094	1	2" MANIFOLD PLUG, 2" W/ HOLE
22	530103	3	2" MANIFOLD FP X 2" HB
23	530125	1	2" STRAINER, FULL PORT LINE
24	530316	1	3" MANIFOLD REDUCER X 2" COUPLER
25	530318	1	HOSE SHANK, 1-1/2 MPT X 2
26	530388	1	2" MANIFOLD FP X 2" STD SWEEP
27	540001	6	CLAMP, 2" STD WORM SCREW
28	540002	4	CLAMP, WORM SCREW 2"
29	540014	2	CLAMP, HOSE SS 1" #16
30	540017	6	CLAMP, HOSE SS 2" #32
31	540051	1	P-CLAMP, 2" W/3/8" HOLE
32	540052	2	P-CLAMP, 3" W/3/8" HOLE
33	540053	1	P-CLAMP, 4" W/3/8" HOLE

Small Cart John Blue Pump (Cont.)



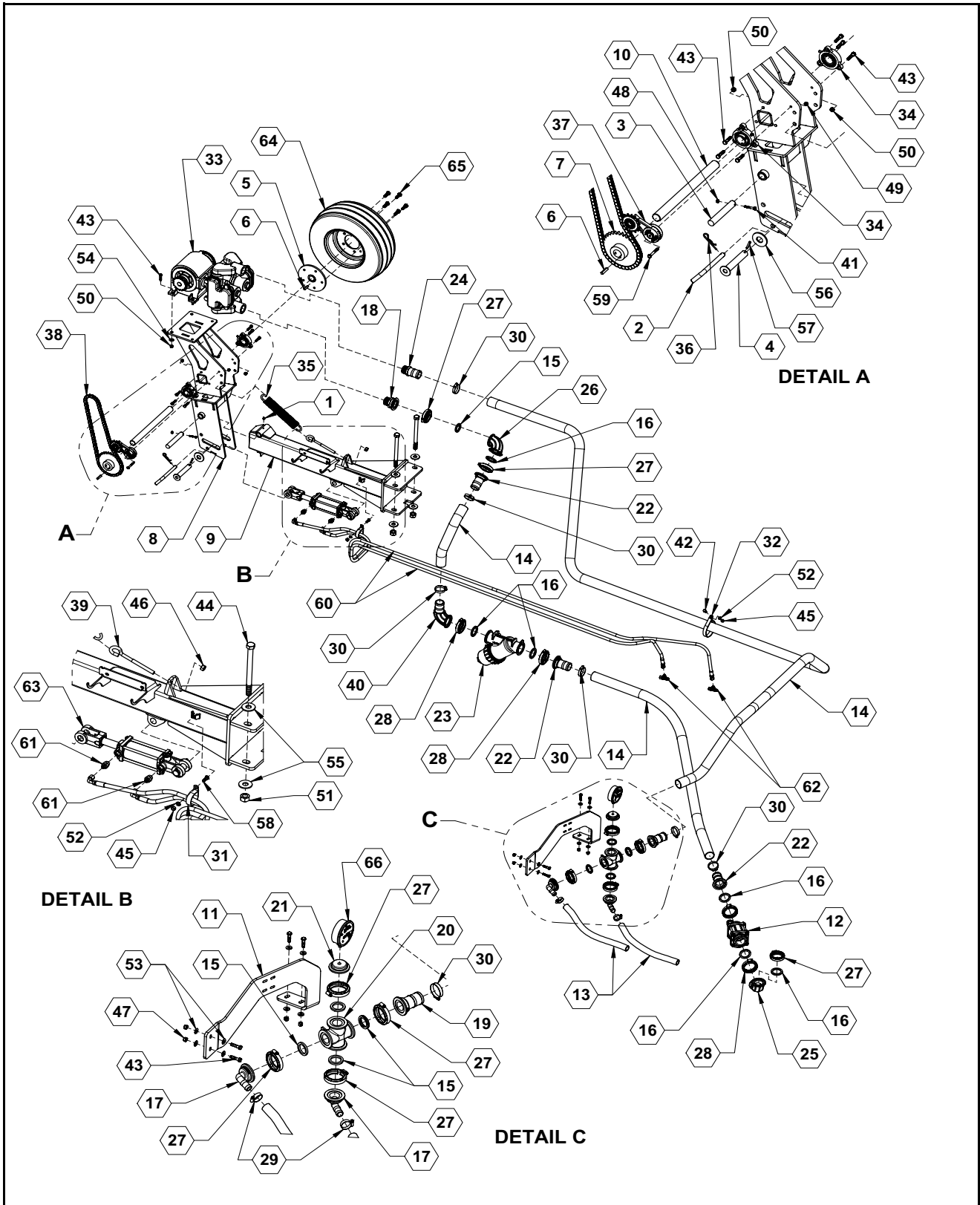


ILLUSTRATED PARTS LIST

Small Cart John Blue Pump Parts List (Cont.)

ITEM	PART NO.	QTY.	DESCRIPTION
34	550012	1	PUMP, JOHN BLUE STAINLESS
35	590000	2	FLANGE BEARING
36	590013	1	SPRING EXTENSION BREAKAWAY
37	590017	1	PIN, HITCH, 1/8 X 3-1/8" ZP
38	590021	1	IDLER, SPRING LOADED
39	590025	1	CHAIN, PRECUT NO 50 S.S. W/ O/L
40	590100	1	1/2" EYE BOLT GRD 5 ZP
41	590173	1	2" MANIFOLD FP X 2" HB SWEEP 90~
42	596104M	1	BOLT, HH 1/4-20X1-3/4 GR5 MAGNI
43	596128M	1	BOLT, HH 3/8-16 X 1 GR5 MAGNI
44	596129M	10	BOLT, HH 3/8-16X1-1/2 GR5 MAGNI
45	596197M	2	BOLT, 3/4-10 X 9-1/2 MAGNI
46	596213M	4	NUT, HEX 3/8-16 MAGNI
47	596215M	1	NUT, HEX 1/2 NC GR5 MAGNI
48	596235M	1	NUT, CENTERLOCK, 1/4-20 MAGNI
49	596236M	1	NUT, CENTERLOCK, 5/16-18 MAGNI
50	596237M	10	NUT, CENTERLOCK 3/8 MAGNI
51	596241M	2	NUT, CENTERLOCK 3/4-10 MAGNI
52	596250M	4	LOCKWASHER 3/8 MAGNI
53	596258M	2	WASHER, FLAT 3/8 MAGNI
54	596259M	4	WASHER, FLAT 3/4 MAGNI
55	596276M	1	WASHER, FLAT 1" MAGNI
56	596299M	1	ROLL PIN, 1/4 X 1-1/2"
57	596592M	3	BOLT, CARR., 3/8-16 X 1" MAGNI
58	596621M	1	BOLT, HH 5/16 X 2-1/4 GR5 MAGNI
59	600106	1	HYD. HOSE KIT, JB 8300 SMALL FRAME
60	610011	2	JIC #6 TO ORING #8
61	610027	2	JIC #6 RUN TEE
62	620012	1	CYLINDER 25TD04-125
63	700030	1	TIRE, 20.5 X 8 X 10", SILVER
64	720004	5	STUD, WHEEL BOLT 1/2-20 TPI
65	790020	1	GAUGE, FAST LOGO 160PSI

Large Cart John Blue Pump



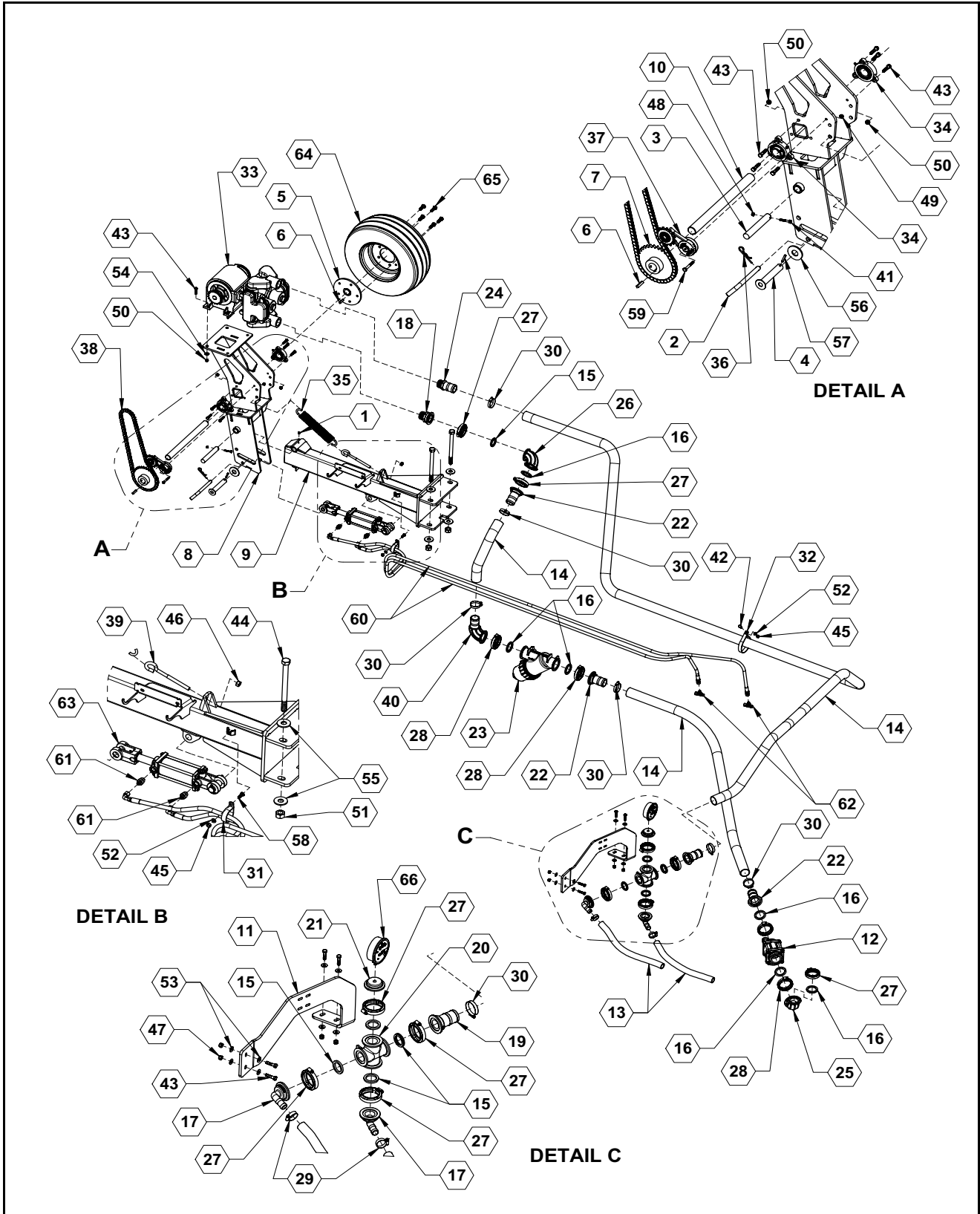


ILLUSTRATED PARTS LIST

Large Cart John Blue Pump Parts List

ITEM	PART NO.	QTY.	DESCRIPTION
1	759	1	ZERK, 1/4-28 STRAIGHT
2	1056	1	PIN, JACK STAND
3	1058	1	PIN, BREAKAWAY MOUNT
4	1224	1	PIN, SCISSOR LINK 1 X 5-1/2"L
5	8306	1	FRICITION WHEEL HUB
6	8357	2	SQUARE KEY .3125
7	8364	1	GROUND DRIVE SPROCKET
8	24045	1	MOUNT, PUMP, REAR, NGP
9	27096	1	SUPPORT ARM WLDMT
10	27104	1	PUMP DRIVESHAFT
11	27138	1	BRACKET, CROSS MOUNT
12	500006	1	VALVE, 2" FULL PORT MANIFOLD
13	510016	AR	HOSE, 1" EPDM
14	510017	AR	HOSE, 2" EPDM
15	530014	6	GASKET, 1-1/2" EPDM
16	530019	6	GASKET, 2" EPDM
17	530073	2	MANIFOLD FLANGE 2" X 1" HB 90°
18	530081	1	MANIFOLD FLANGE, 2" X 1-1/2" MPT
19	530082	1	MANIFOLD, 2" X 2" HOSE BARB
20	530090	1	2" FLANGED CROSS
21	530094	1	PLUG, 2" MANIFOLD W / HOLE
22	530103	3	2" FULL PORT MANIFOLD X 2" HOSE BARB
23	530125	1	STRAINER, 2" FULL PORT LINE
24	530318	1	HOSE SHANK, 1-1/2 MPT X 2
25	530386	1	MANIFOLD SWEEP, 2" FP FLANGE
26	530388	1	MANIFOLD SWEEP, 2" FP X STD FLANGE
27	540001	7	CLAMP, 2" STD WORM SCREW
28	540002	4	CLAMP, 2" FULL PORT
29	540014	2	CLAMP, HOSE SS 1" #16
30	540017	6	CLAMP, HOSE SS 2" #32
31	540051	1	P-CLAMP, 2" W /3/8" HOLE
32	540053	1	P-CLAMP, 4" W /3/8" HOLE
33	550012	1	PUMP, JOHN BLUE STAINLESS

Large John Blue Pump (Cont.)



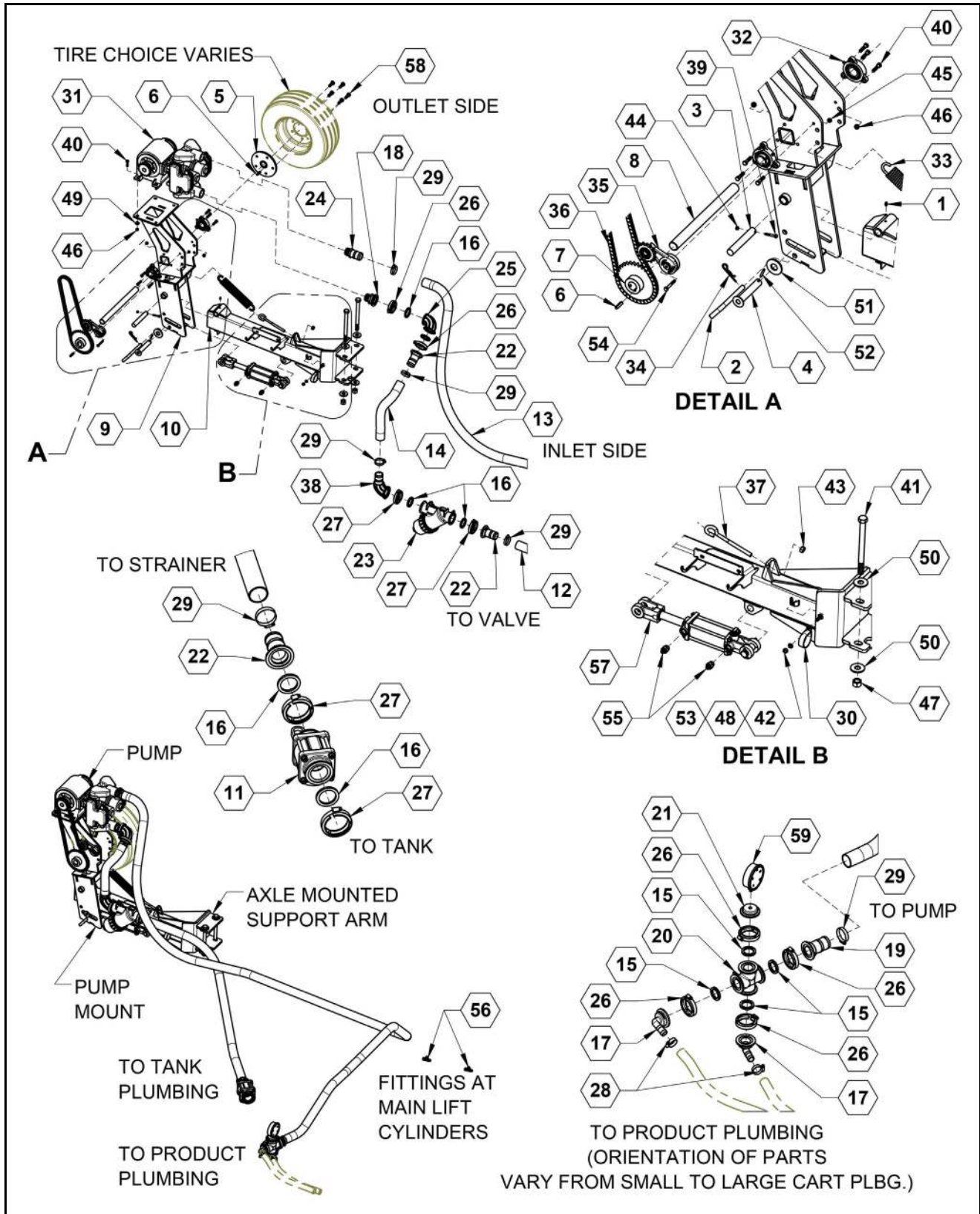


ILLUSTRATED PARTS LIST

Large John Blue Pump Parts List (Cont.)

ITEM	PART NO.	QTY.	DESCRIPTION
34	590000	2	3 HOLE FLANGE BRNG 1-3/8" BORE
35	590013	1	SPRING EXTENSION BREAKAWAY
36	590017	1	PIN, HITCH, 1/8 X 3-1/8" ZP
37	590021	1	IDLER, SPRING LOADED
38	590025	1	CHAIN, PRECUT NO 50 S.S. W/ O/L
39	590100	1	1/2" EYE BOLT GRD 5 ZP
40	590173	1	MANIFOLD SWEEP, 2" FP X 2" HB 90~
41	596104M	1	BOLT, HH 1/4-20X1-3/4 GR5 MAGNI
42	596128M	1	BOLT, HH 3/8-16 X 1 GR5 MAGNI
43	596129M	14	BOLT, HH 3/8-16X1-1/2 GR5 MAGNI
44	596197M	2	BOLT, 3/4-10 X 9-1/2 MAGNI
45	596213M	2	NUT, HEX 3/8-16 MAGNI
46	596215M	1	NUT, HEX 1/2 NC GR5 MAGNI
47	596229M	4	NUT, HEX NYLOCK 3/8-16 MAGNI
48	596235M	1	NUT, CENTERLOCK, 1/4-20 MAGNI
49	596236M	1	NUT, CENTERLOCK, 5/16-18 MAGNI
50	596237M	10	NUT, CENTERLOCK 3/8 MAGNI
51	596241M	2	NUT, CENTERLOCK 3/4-10 MAGNI
52	596250M	2	LOCKWASHER 3/8 MAGNI
53	596257M	8	WASHER, FLAT 5/16 USS MAGNI
54	596258M	2	WASHER, FLAT 3/8 MAGNI
55	596259M	4	WASHER, FLAT 3/4 MAGNI
56	596276M	1	WASHER, FLAT 1" MAGNI
57	596299M	1	ROLL PIN, 1/4 X 1-1/2"
58	596592M	1	BOLT, CARR., 3/8-16 X 1" MAGNI
59	596621M	1	BOLT, HH 5/16 X 2-1/4 GR5 MAGNI
60	600105-1-ZN	2	HOSE, 8300 JB PUMP
61	610011	2	JIC #6 TO ORING #8
62	610027	2	JIC #6 RUN TEE
63	620012	1	CYLINDER 25TD04-125
64	700030	1	WHEEL, 20.5 X 8 X 10, SILVER
65	720004	5	STUD, WHEEL BOLT 1/2-20 TPI
66	790020	1	GAUGE, FAST LOGO 160PSI

John Blue Pump 2 Meter



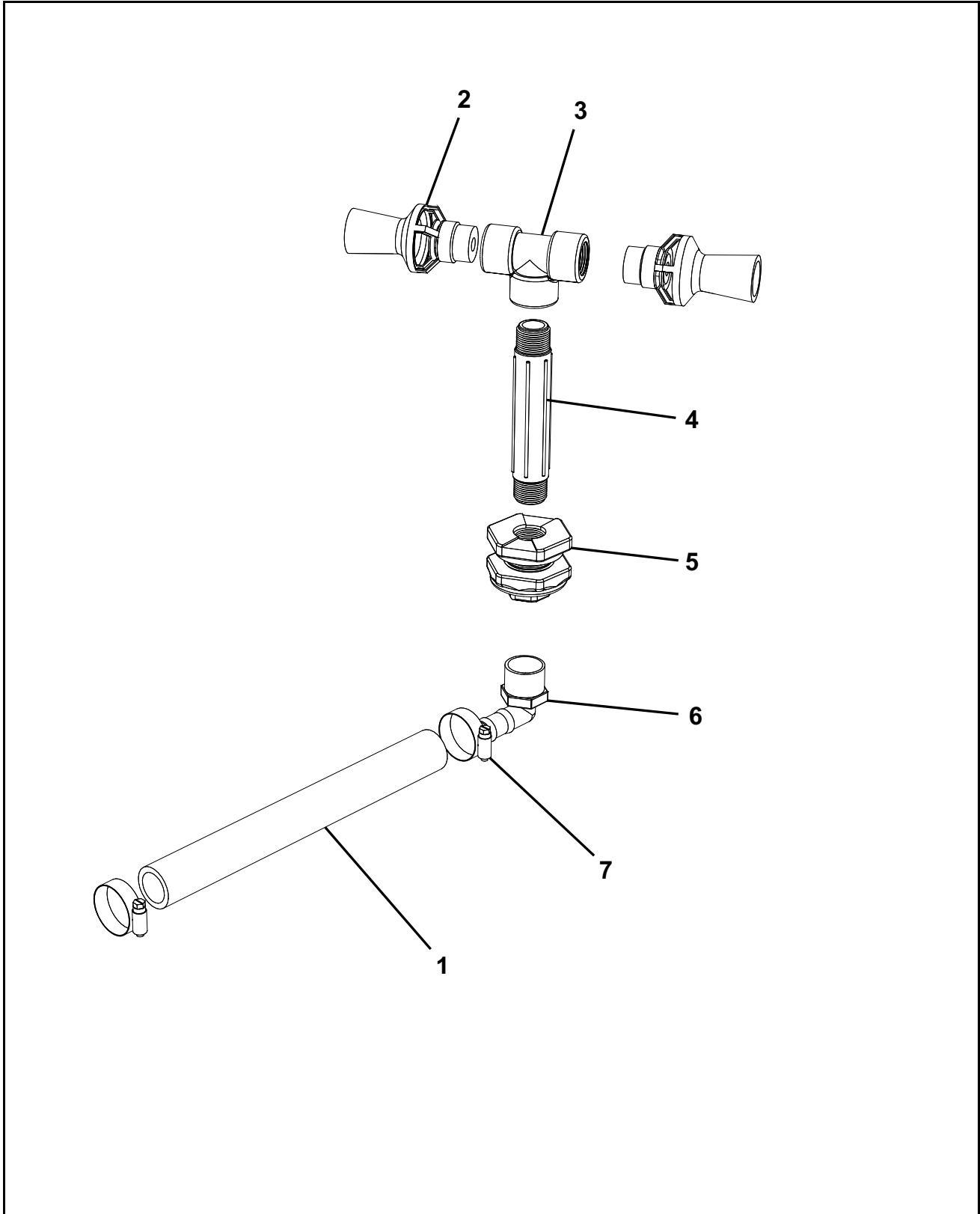


ILLUSTRATED PARTS LIST

John Blue Pump 2 Meter Parts List

ITEM	PART NO.	QTY.	DESCRIPTION
1	759	1	ZERK, 1/4-28 STRAIGHT
2	1056	1	PIN, JACK STAND
3	1058	1	PIN, BREAKAWAY MOUNT
4	1224	1	PIN, SCISSOR LINK 1 X 5-1/2" LONG
5	8306	1	FRICTION WHEEL HUB
6	8357	2	SQUARE KEY .3125
7	8364	1	GROUND DRIVE SPROCKET
8	27104	1	DRIVESHAFT, JOHN BLUE PUMP
9	27171	1	WELDMENT, PUMP MOUNT
10	28118	1	SUPPORT ARM, 2M
11	500006	1	VALVE, 2" FULL PORT MANIFOLD
12	510017	1	HOSE, 2" EPDM X 5 FT
13	510017	1	HOSE, 2" EPDM X 18 FT
14	510017	1	HOSE, 2" EPDM X 1.5 FT
15	530014	4	GASKET, 1-1/2" EPDM
16	530019	6	GASKET, 2" EPDM
17	530073	2	MANIFOLD FLANGE 2" X 1" HOSE BARB 90°
18	530081	1	MANIFOLD FLANGE, 2" X 1-1/2" MPT
19	530082	1	MANIFOLD, 2" X 2" HOSE BARB
20	530090	1	FLANGED CROSS 2"
21	530094	1	PLUG, 2" MANIFOLD WITH HOLE
22	530103	3	MANIFOLD FLANGE 2" FULL PORT X 2" HOSE BARB
23	530125	1	STRAINER, 2" FULL PORT LINE
24	530318	1	HOSE SHANK, 1-1/2 MPT X 2
25	530388	1	MANIFOLD SWEEP, 2" FULL PORT X 2" STANDARD
26	540001	6	CLAMP, 2" STANDARD WORM SCREW
27	540002	4	CLAMP, WORM SCREW 2"
28	540014	2	CLAMP, HOSE SS 1" #16
29	540017	6	CLAMP, HOSE SS 2" #32
30	540051	1	P-CLAMP, 2" WITH 3/8" HOLE
31	550012	1	PUMP, JOHN BLUE STAINLESS
32	590000	2	FLANGE BEARING
33	590013	1	SPRING EXTENSION BREAKAWAY
34	590017	1	PIN, HITCH, 1/8 X 3-1/8" ZP
35	590021	1	IDLER, SPRING LOADED
36	590025	1	CHAIN, PRECUT # 50 S.S. WITH OFFSET LINK
37	590100	1	EYE BOLT, 1/2" GR 5 ZP
38	590173	1	MANIFOLD SWEEP, 2" FULL PORT X 2" HOSE BARB 90°
39	596104M	1	BOLT, HH 1/4-20X1-3/4 GR5 MAGNI
40	596129M	10	BOLT, HH 3/8-16X1-1/2 GR5 MAGNI
41	596197M	2	BOLT, HH 3/4-10 X 9-1/2 G5 MAGNI
42	596213M	1	NUT, HEX 3/8-16 MAGNI
43	596215M	1	NUT, HEX 1/2 NC GR5 MAGNI
44	596235M	1	NUT, CENTERLOCK, 1/4-20 MAGNI
45	596236M	1	NUT, CENTERLOCK, 5/16-18 MAGNI
46	596237M	10	NUT, CENTERLOCK 3/8-16 MAGNI
47	596241M	2	NUT, CENTERLOCK 3/4-10 MAGNI
48	596250M	1	LOCKWASHER, 3/8 MAGNI
49	596258M	2	WASHER, FLAT 3/8 MAGNI
50	596259M	4	WASHER, FLAT 3/4 MAGNI
51	596276M	1	WASHER, FLAT 1" MAGNI
52	596299M	1	ROLL PIN, 1/4 X 1-1/2"
53	596592M	1	BOLT, CARRIAGE 3/8-16 X 1 MAGNI
54	596621M	1	BOLT, HH 5/16 X 2-1/4 GR5 MAGNI
55	610011	2	JIC #6 TO ORING #8
56	610027	2	JIC #6 RUN TEE
57	620012	1	CYLINDER 25TD04-125
58	720004	5	STUD, WHEEL BOLT 1/2-20 TPI
59	790020	1	GAUGE, FAST LOGO 160PSI

8310-8324 Agitation



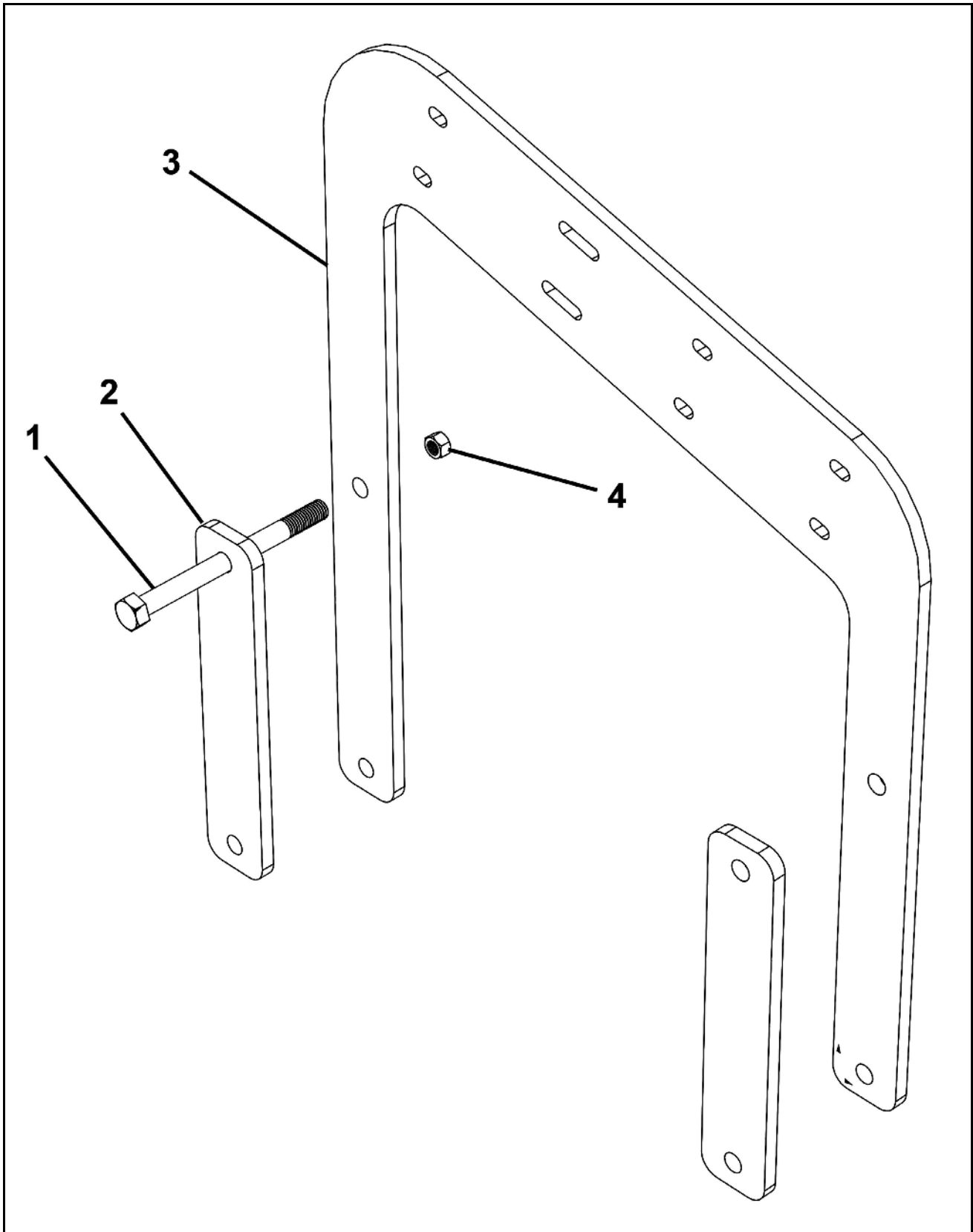


ILLUSTRATED PARTS LIST

8310-8324 Agitation Parts List

ITEM	PART NO.	QTY.	DESCRIPTION
1	510016	AR	HOSE, 1" EPDM
2	520029	2	AGITATION NOZZLE
3	530156	1	TEE 3/4" NPT
4	530130	1	NIPPLE 3/4" X 6
5	530160	1	BULKHEAD 3/4" NPT
6	530036	1	HOSE BARB ELBOW 3/4" NPT X 1" HOSE
7	540014	2	CLAMP, HOSE SS 1" #16

8318-8324 Ball Valve Mount



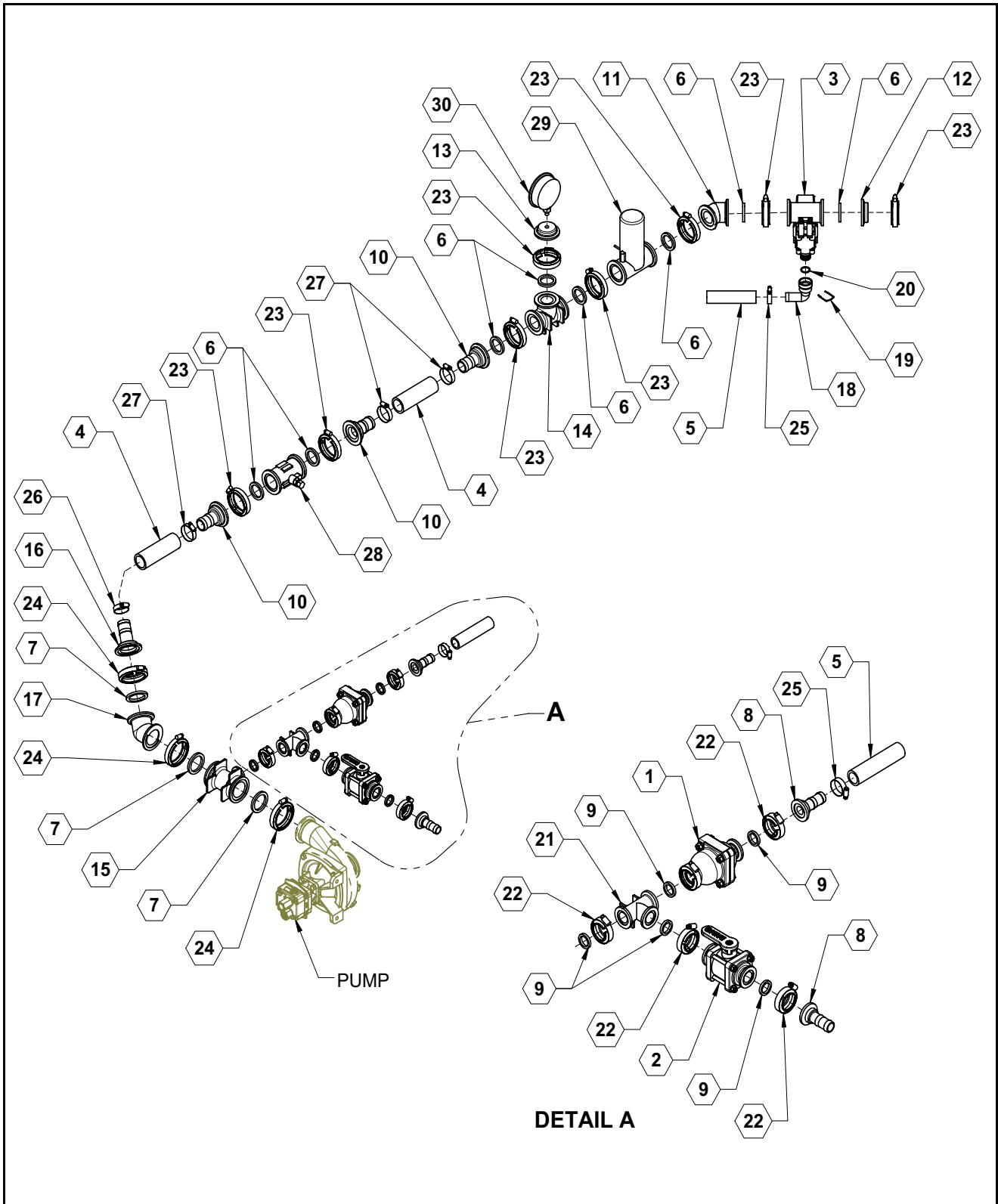


ILLUSTRATED PARTS LIST

8318-8324 Ball Valve Mount Parts List

ITEM	PART NO.	QTY.	DESCRIPTION
1	162	4	BOLT HEX HEAD 1/2 x 6 GR5 ZP
2	16905	2	PLATE ATTACHING
3	15814	1	BRACKET BALL VALVES
4	231	4	NUT HEX HEAD NYLOCK ZP

Small Frame Pump to Ball Valve Plumbing



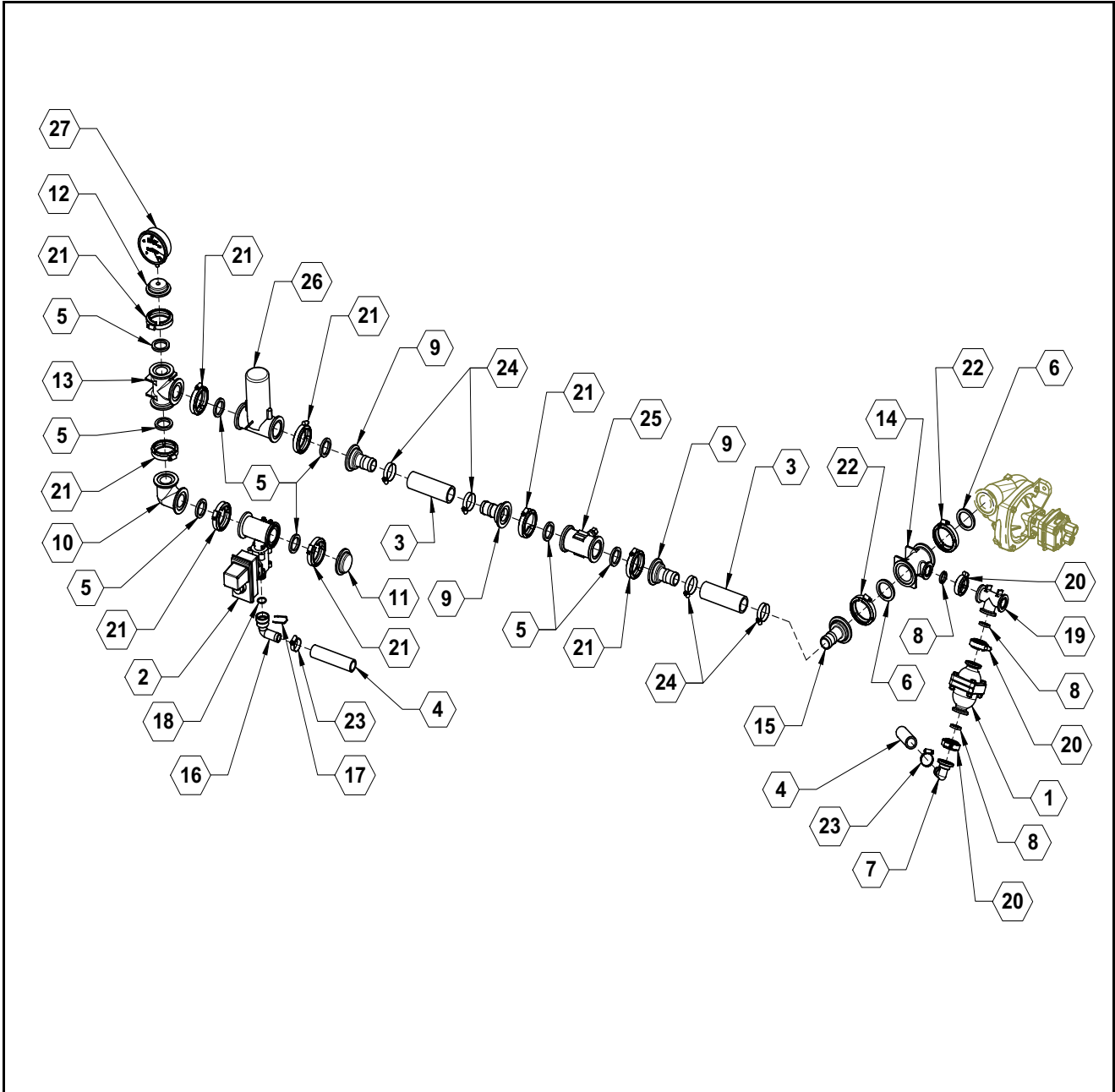


ILLUSTRATED PARTS LIST

Small Frame Pump to Ball Valve Plumbing Parts List

ITEM	PART NO.	QTY.	DESCRIPTION
1	500004	1	VALVE, 100 PSI RELIEF
2	500005	1	VALVE, 1" FULL PORT WITH C-F
3	500028	AR	VALVE 450BEC MANIFOLD
4	510014	AR	HOSE, 1-1/2" EPDM
5	510016	AR	HOSE, 1" EPDM
6	530014	AR	GASKET, 1-1/2" EPDM
7	530019	3	GASKET, 2" EPDM
8	530066	2	MANIFOLD, 1" X 1" HB
9	530068	5	GASKET, 1" EPDM
10	530079	3	MANIFOLD FLANGE, 2" X 1-1/2" HB
11	530087	1	FLANGE COUPLER, 2" X 45°
12	530093	1	MANIFOLD PLUG, 2"
13	530094	1	PLUG, 2" MANIFOLD W/ HOLE
14	530097	1	MANIFOLD TEE, 2"
15	530099	1	MANIFOLD, 2" FP X 1" FLANGE TEE
16	530100	1	MANIFOLD FLANGE, 2" FP X 1-1/2" HB
17	530105	1	MANIFOLD, 2" FP X 2" FP CPLG 45 DEG
18	530190	1	HOSE BARB, QUICK CONNECT 1" 90°
19	530193	1	RETAINING CLIP
20	530198	1	O-RING, VITON
21	530298	1	MANIFOLD TEE, 1"
22	540000	5	CLAMP, WORM SCREW 1"
23	540001	AR	CLAMP, 2" STD WORM SCREW
24	540002	3	CLAMP, 2" FULL PORT
25	540014	2	CLAMP, HOSE SS 1" #16
26	540015	1	CLAMP SS 1-1/4"
27	540016	3	CLAMP, 1-1/2" SS
28	631804	1	FLOW METER, 60P
29	632037	1	VALVE, BUTTERFLY, 1.5"
30	790020	1	GAUGE, FAST LOGO 160PSI
NS	530102	AR	COUPLER, REDUCER 220 TO 200

Large Frame Pump to Valve Plumbing



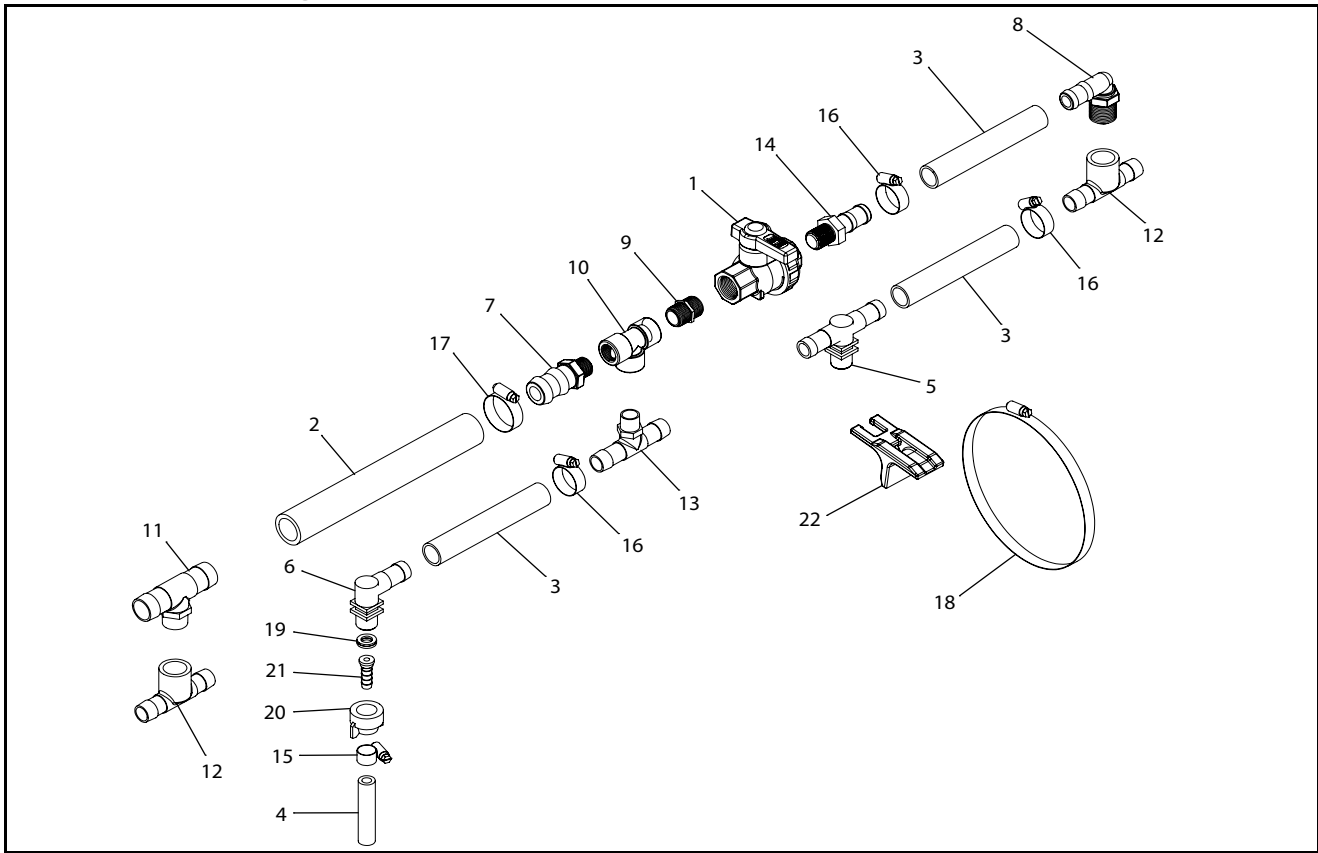


ILLUSTRATED PARTS LIST

Large Frame Pump to Valve Plumbing Parts List

ITEM	PART NO.	QTY.	DESCRIPTION
1	500004	1	VALVE, 100 PSI RELIEF
2	500028	1	VALVE 450BEC MANIFOLD
3	510014	2	HOSE, 1-1/2" EPDM
4	510016	2	HOSE, 1" EPDM
5	530014	8	GASKET, 1-1/2" EPDM
6	530019	2	GASKET, 2" EPDM
7	530067	1	FITTING, 1" MANIFOLD X 1" HB 90°
8	530068	3	GASKET, 1" EPDM
9	530079	3	MANIFOLD FLANGE, 2" X 1-1/2" HB
10	530089	1	MANIFOLD COUPLER, 2" X 90~ SHORT
11	530093	1	MANIFOLD PLUG, 2"
12	530094	1	PLUG, 2" MANIFOLD W/ HOLE
13	530097	1	MANIFOLD TEE, 2"
14	530099	1	MANIFOLD, 2" FP X 1" FLANGE TEE
15	530100	1	MANIFOLD FLANGE, 2" FP X 1-1/2" HB
16	530190	1	HOSE BARB, QUICK CONNECT 1" 90°
17	530193	1	RETAINING CLIP
18	530198	1	O-RING, VITON
19	530298	1	MANIFOLD TEE, 1"
20	540000	3	CLAMP, WORM SCREW 1"
21	540001	8	CLAMP, 2" STD WORM SCREW
22	540002	2	CLAMP, 2" FULL PORT
23	540014	2	CLAMP, HOSE SS 1" #16
24	540016	4	CLAMP, 1-1/2" SS
25	631804	1	FLOW METER, 60P
26	632037	1	VALVE, BUTTERFLY, 1.5"
27	790020	1	GAUGE, FAST LOGO 160PSI
NS	530102	AR	COUPLER, REDUCER 220 TO 200

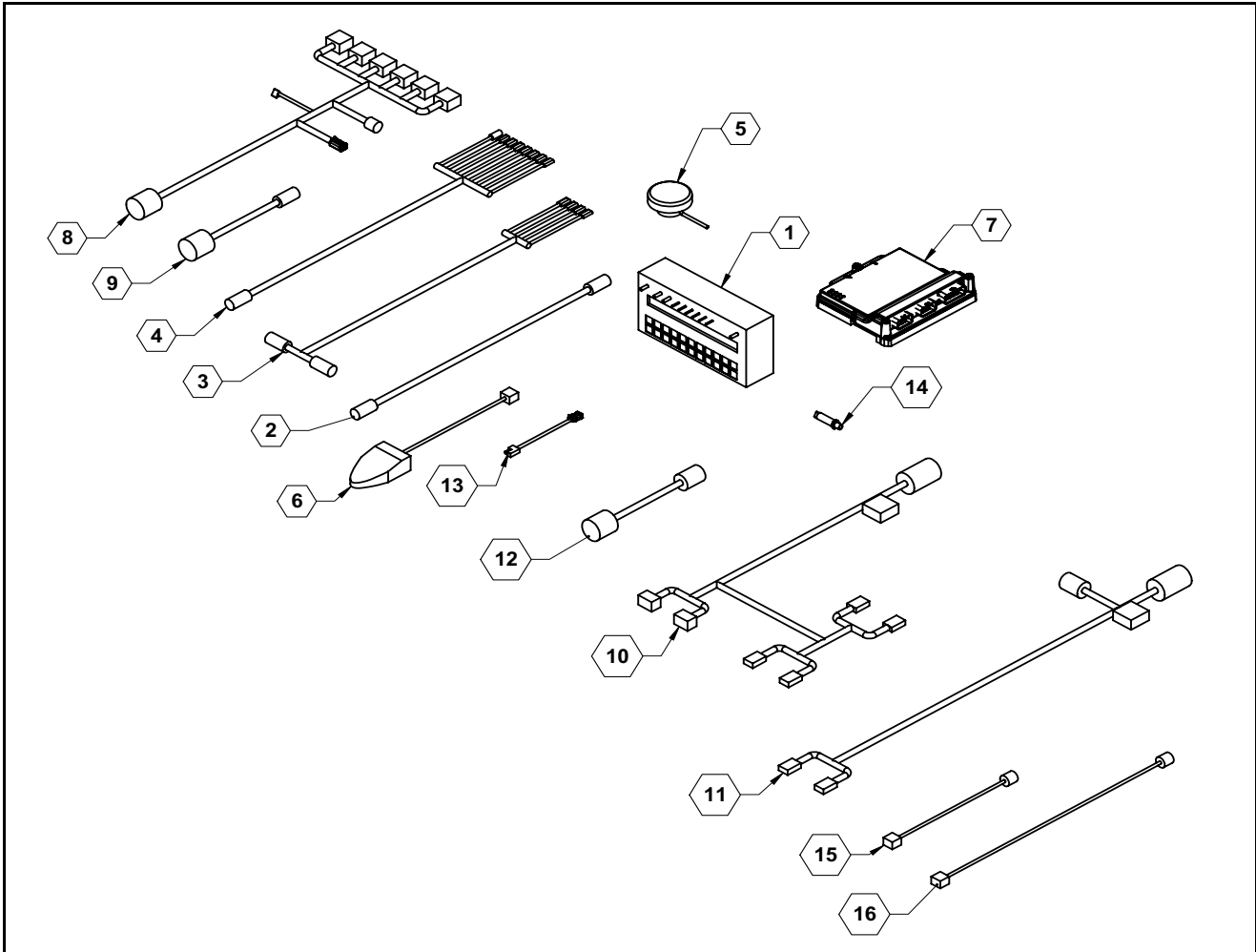
Toolbar Plumbing



Toolbar Plumbing Parts List

ITEM	PART NO.	QTY.	DESCRIPTION
1	500043	AR	VALVE, 3/4"
2	510016	AR	HOSE, 1" EPDM
3	510019	AR	HOSE, 3/4", EPDM
4	510020	AR	HOSE, 3/8", EPDM
5	520003	AR	NOZZLE, SINGLE
6	520004	AR	NOZZLE, DOUBLE
7	530039	AR	3/4" MPT X 1" HOSE BARB
8	530040	AR	3/4" MPT X 3/4" HOSE BARB 90°
9	530131	AR	3/4" MPT SHORT NIPPLE
10	530156	AR	TEE 3/4" NPT
11	530181	AR	3/4" MPT X 1" HOSE BARB TEE
12	530220	AR	3/4" FPT X 3/4" HOSE BARB TEE
13	530221	AR	3/4" MPT X 3/4" HOSE BARB TEE
14	530230	AR	3/4" MPT X 3/4" HOSE BARB
15	540011	AR	CLAMP, 3/8"
16	540013	AR	CLAMP, 3/4"
17	540014	AR	CLAMP, HOSE SS 1" #16
18	540021	AR	CLAMP, 4 1/8 - 7"
19	590029	AR	SEAL, EPDM
20	590076	AR	CAP
21	590077	AR	CONNECTOR, HOSE BARB
22	590187	AR	MOUNT, PLUMBING

Raven Components



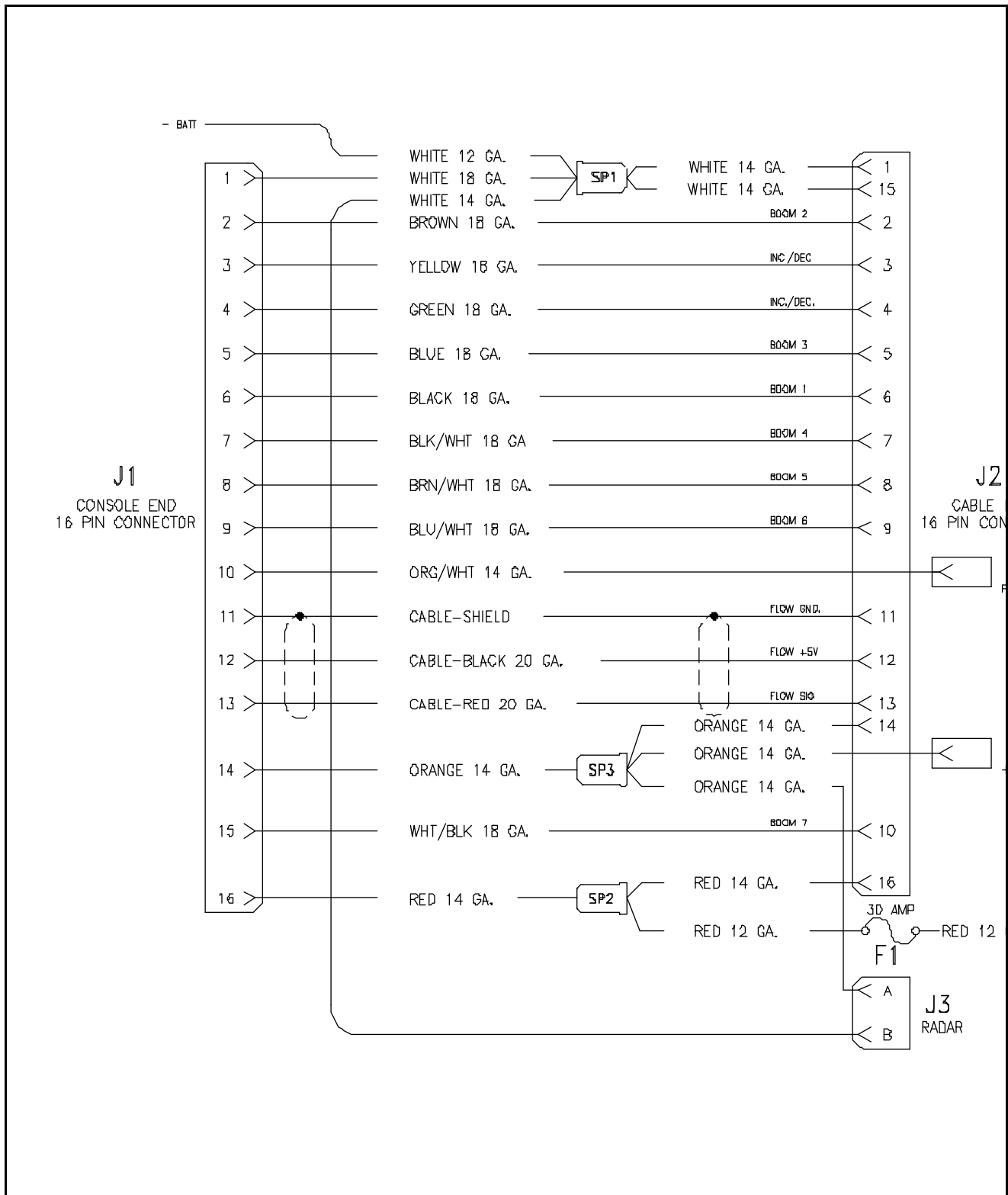
Raven Components

ITEM	PART NO.	QTY.	DESCRIPTION
1	631803	AR	6 SECTION 450 CONSOLE
2	631814	AR	12' 16 PIN EXTENSION CABLE
3	631818	AR	10' 440/450 CONSOLE CABLE
4	631819	AR	16 PIN 6 SECTION CABLE
5	631832	AR	GPS SPEED SENSOR
6	631856	AR	FOOTSWITCH
7	632010	AR	RCM
8	632027	AR	47 PIN 6 SECTION CABLE
9	632028	AR	47 PIN TO 16 PIN ADAPTER
10	632029	AR	47 PIN RCM Y-CABLE
11	632031	AR	12' ISO TO IBIC CABLE
12	632033	AR	47 PIN TO 37 PIN ADAPTER
13	632034	AR	TRAILER TO DEUTSCH PLUG ADAPTER CABLE
14	632036	AR	PRESSURE TRANSDUCER
15	632061	AR	CABLE, FOOTSWITCH, 12'
16	632062	AR	CABLE, FOOTSWITCH, 23'
NS	631802	AR	3 SECTION 440 CONSOLE



ILLUSTRATED PARTS LIST

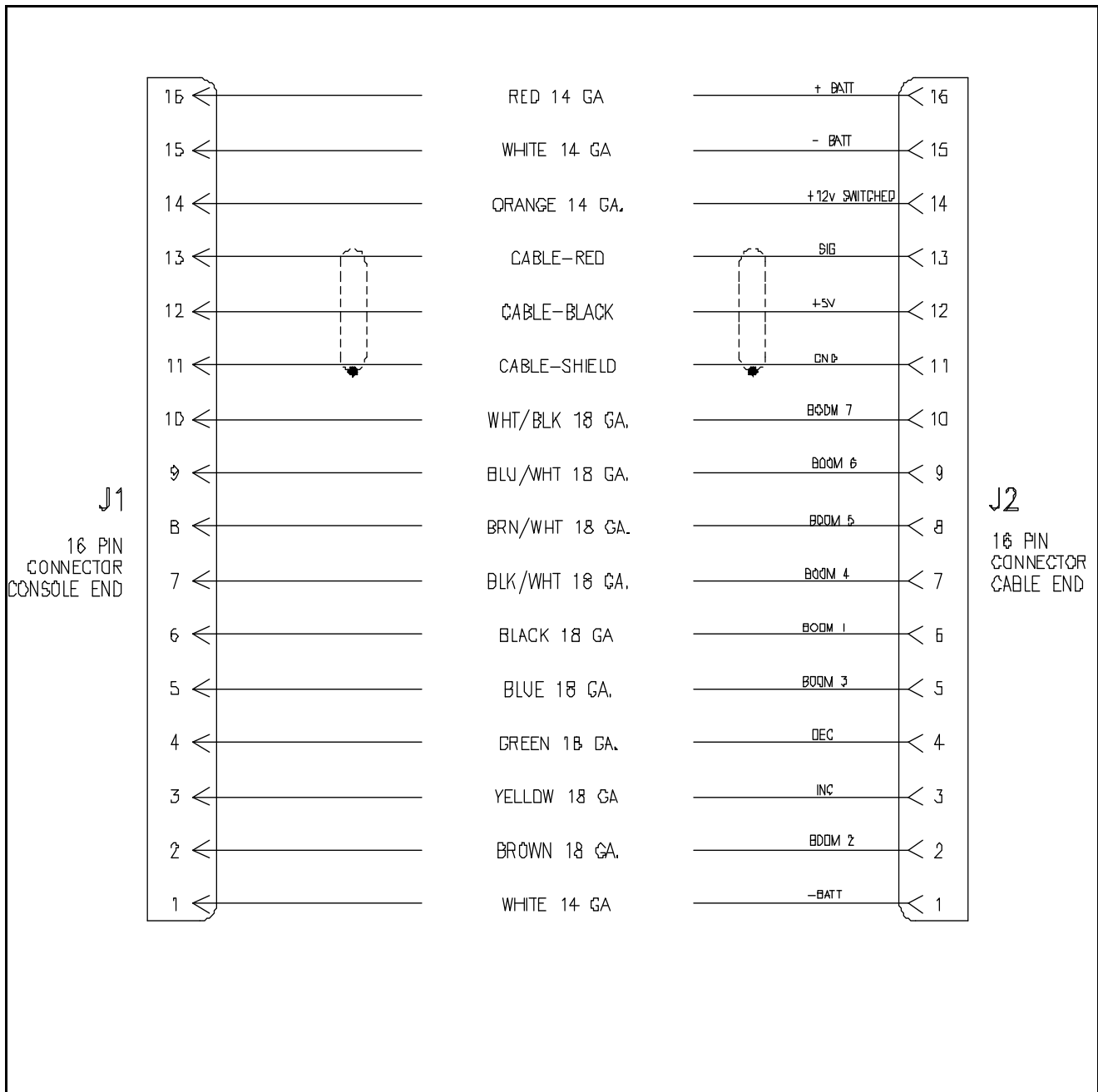
Control Harness 155-0171-085





ILLUSTRATED PARTS LIST

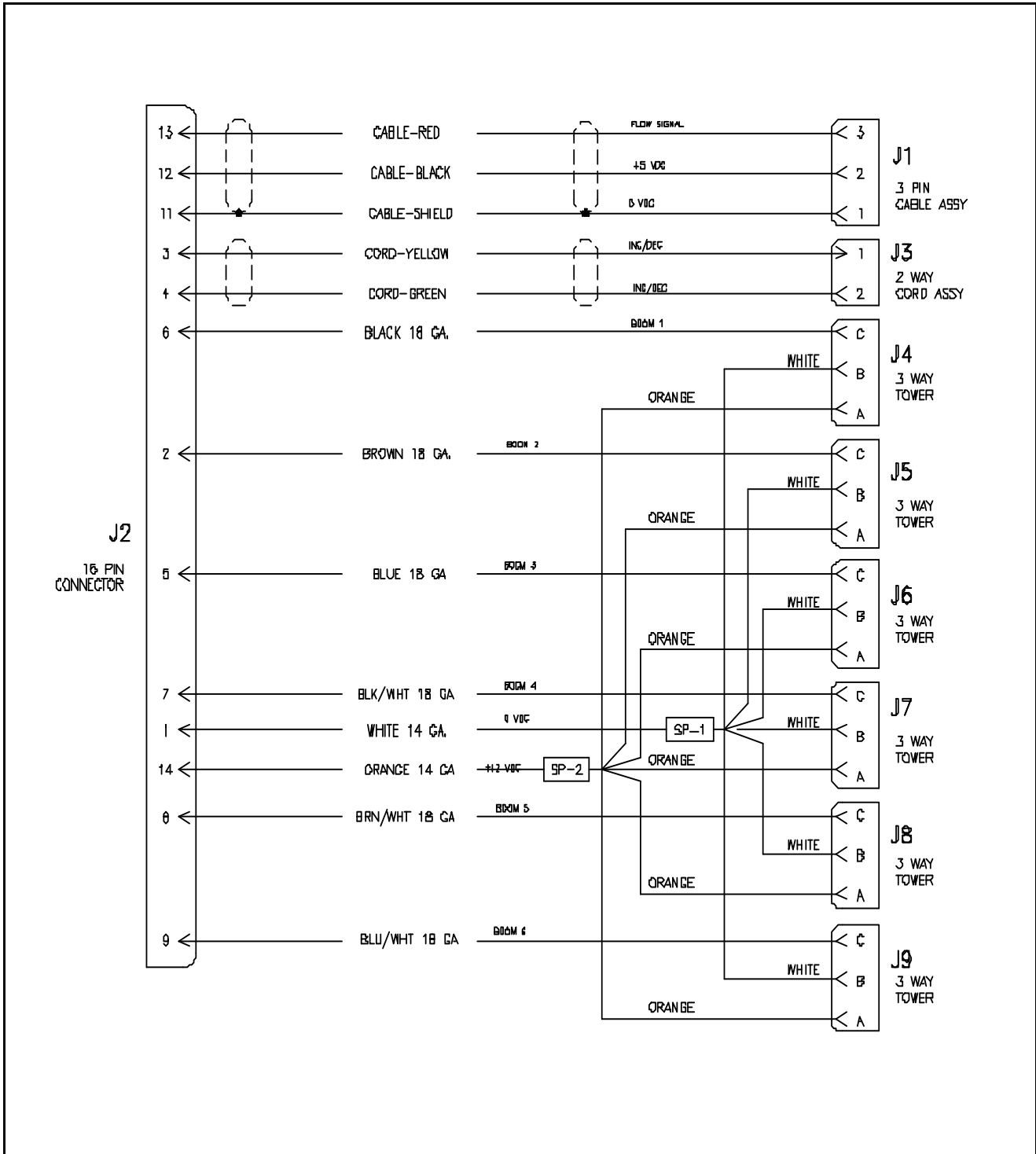
Control Harness 155-0159-856



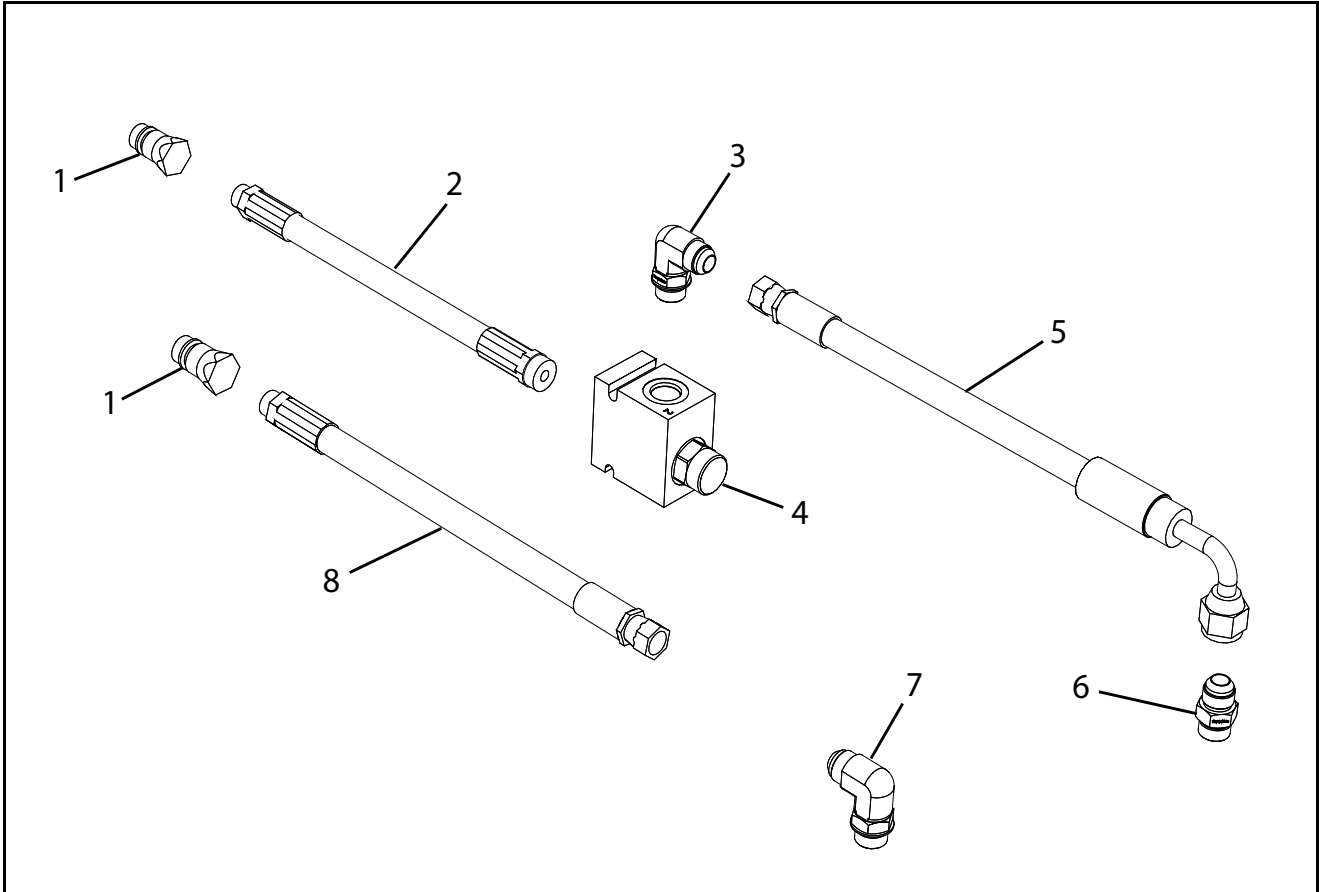


ILLUSTRATED PARTS LIST

Control Harness 155-0171-086



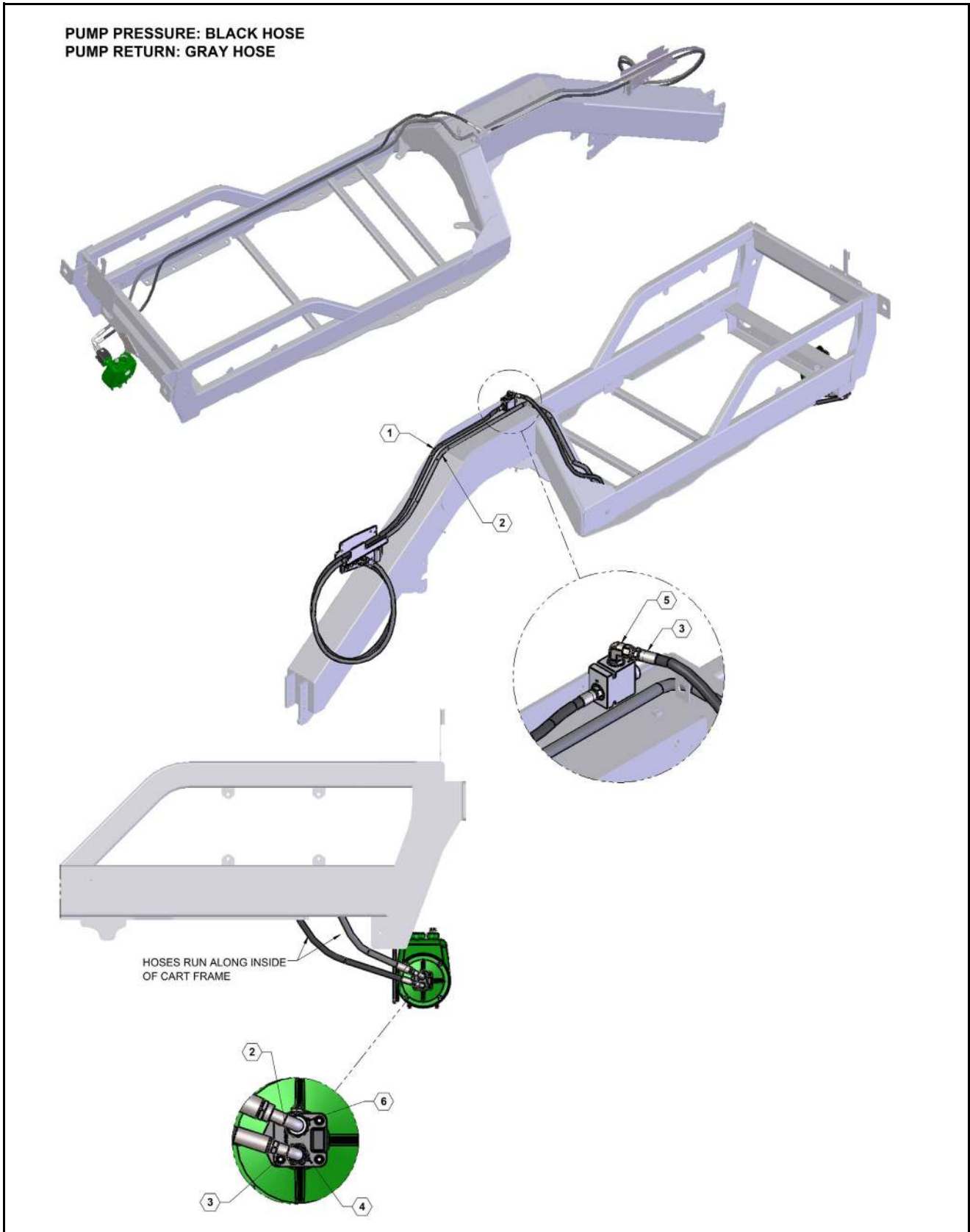
Hydraulic System for Pump



Hydraulic System for Pump Parts List

Item	Part No.	Description	8310	8313	8318	8324	Ace 150-206	Hypro 93079
1	2-NV12-12SAE	HOSE TIP	2	2	2	2		
2	PA600053-1	HOSE PRESSURE TO VALVE	1	1				
	PA600054-1	HOSE PRESSURE TO VALVE			1	1		
3	610086	HYDRAULIC FITTING 6801-8-10	1	1	1	1		
4	610100	PC VALVE 7.5 GPM					1	
	610099	PC VALVE 13 GPM						1
5	PA600053-2	HOSE PRESSURE TO PUMP	1	1				
	PA600054-2	HOSE PRESSURE TO PUMP			1	1		
6	610060	HYDRAULIC FITTING 6400-08-10	1	1				
	610106	HYDRAULIC FITTING 6400-10-10			1	1		
7	610102	HYDRAULIC FITTING 6801-10-10	1	1	1	1		
8	PA600053-3	HOSE PUMP RETURN	1	1				
	PA600054-3	HOSE PUMP RETURN			1	1		

Hydraulic Quick Fill, ACE 150-106 Pump, Small Cart



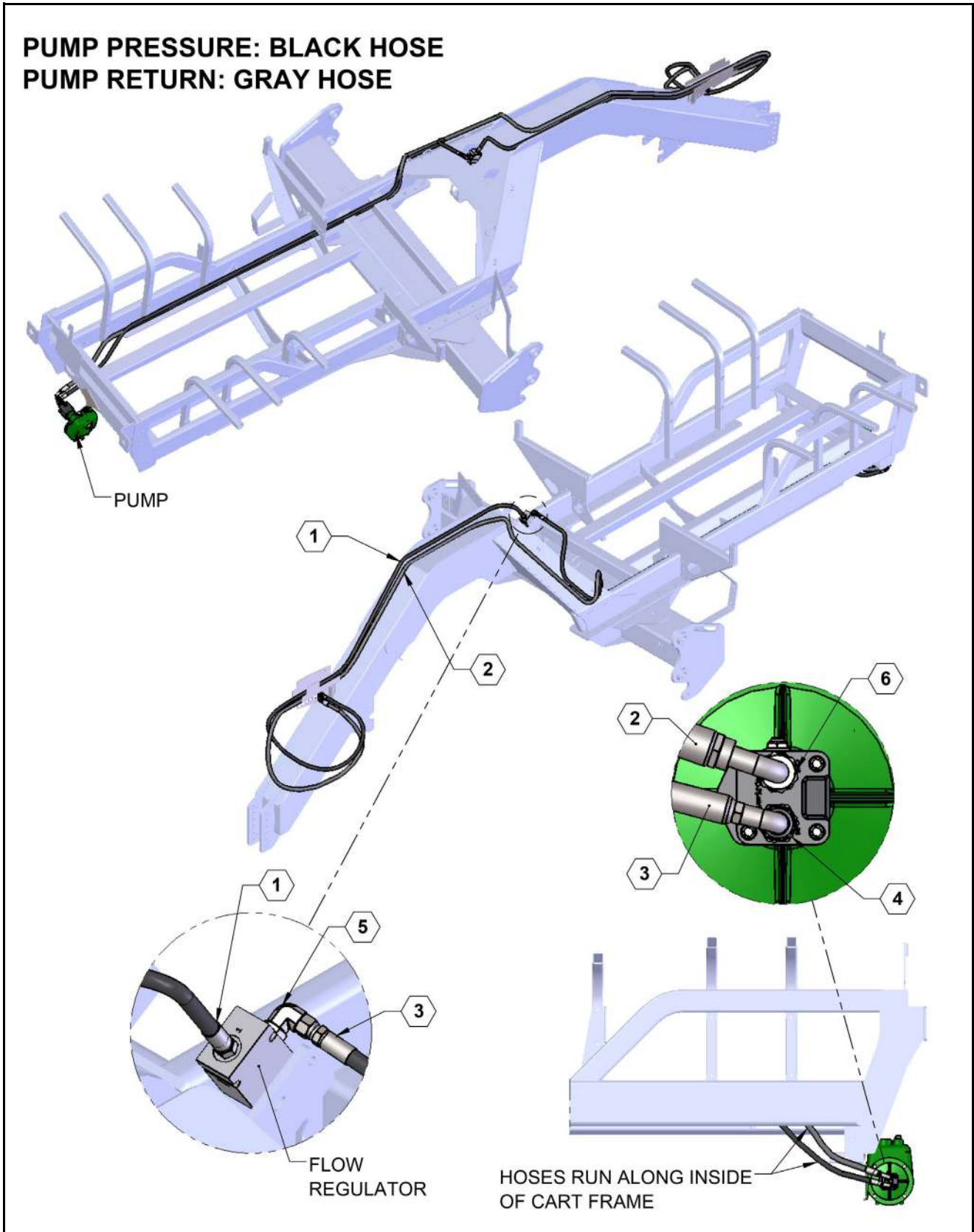


ILLUSTRATED PARTS LIST

Hydraulic Quick Fill, ACE 150-106 Pump, Small Cart Parts List

ITEM	PART NO.	QTY.	DESCRIPTION
1	600112-1	1	HOSE, 08-8MOR-8MOR-PIONEER-144
2	600112-2	1	HOSE, 10-10FJX90-08MORB-PIONEER-287
3	600112-3	1	HOSE, 08-08FJX90-08FJX-145
4	610060	1	JIC #8 TO ORING #10
5	610086	1	JIC #8 TO O-RING #10 ELBOW 90°
6	610106	1	JIC #10 TO JIC #10 FEMALE

Hydraulic Quick Fill, ACE 150-206 Pump, Large Cart



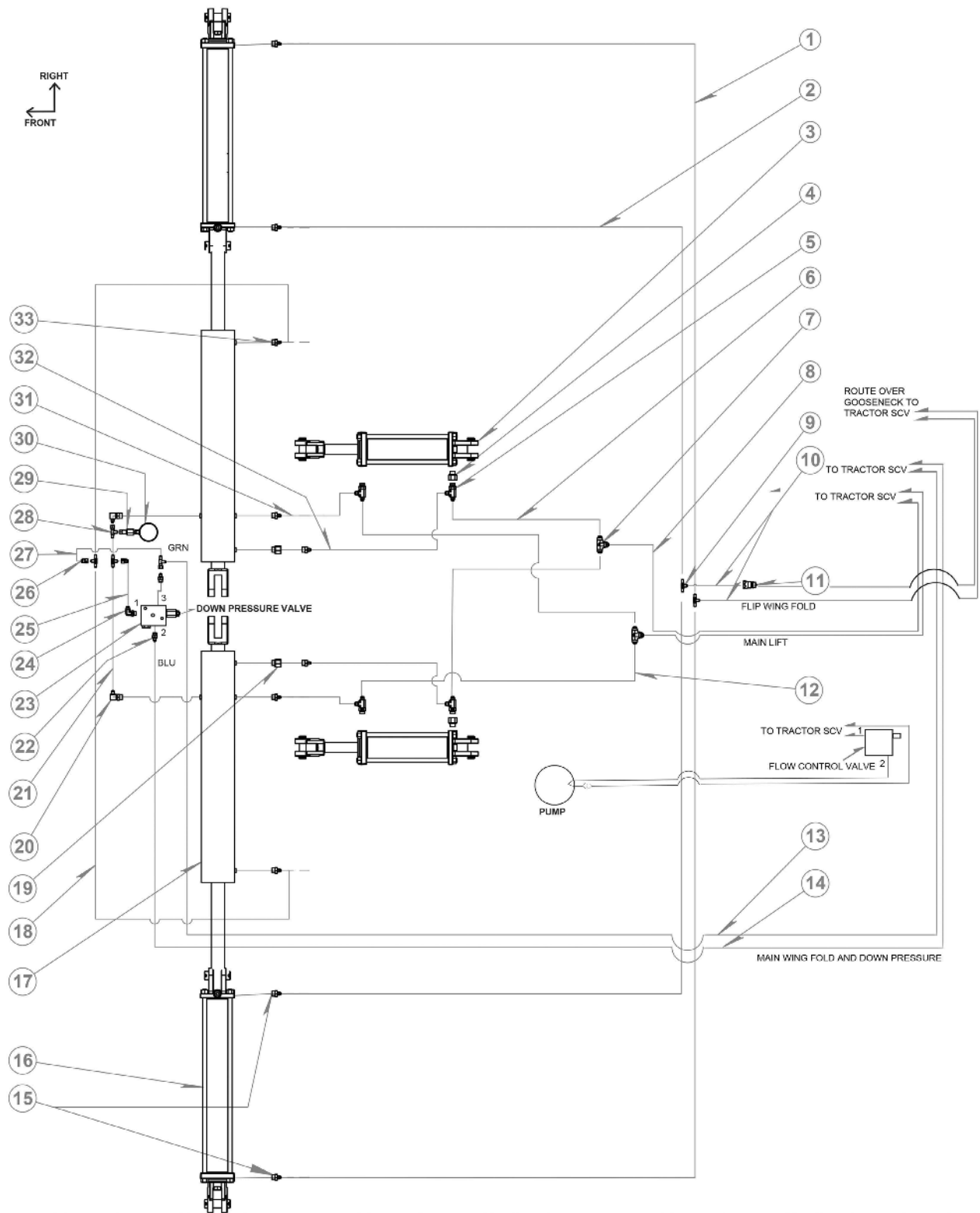


ILLUSTRATED PARTS LIST

Hydraulic Quick Fill, ACE 150-206 Pump, Large Cart Parts List

ITEM	PART NO.	QTY.	DESCRIPTION
1	600114-1	1	HOSE ASSY, 08-8MOR-8MOR-PIONEER-180
2	600114-2	1	HOSE ASSY, 10-10FJX90-08MOR-PIONEER-355
3	600114-3	1	HOSE ASSY, 08-08FJX90-08FJX-172
4	610060	1	JIC #8 TO ORING #10
5	610086	1	JIC #8 TO O-RING #10 ELBOW 90°
6	610106	1	JIC #10 TO JIC #10 FEMALE

Hydraulic Schematic



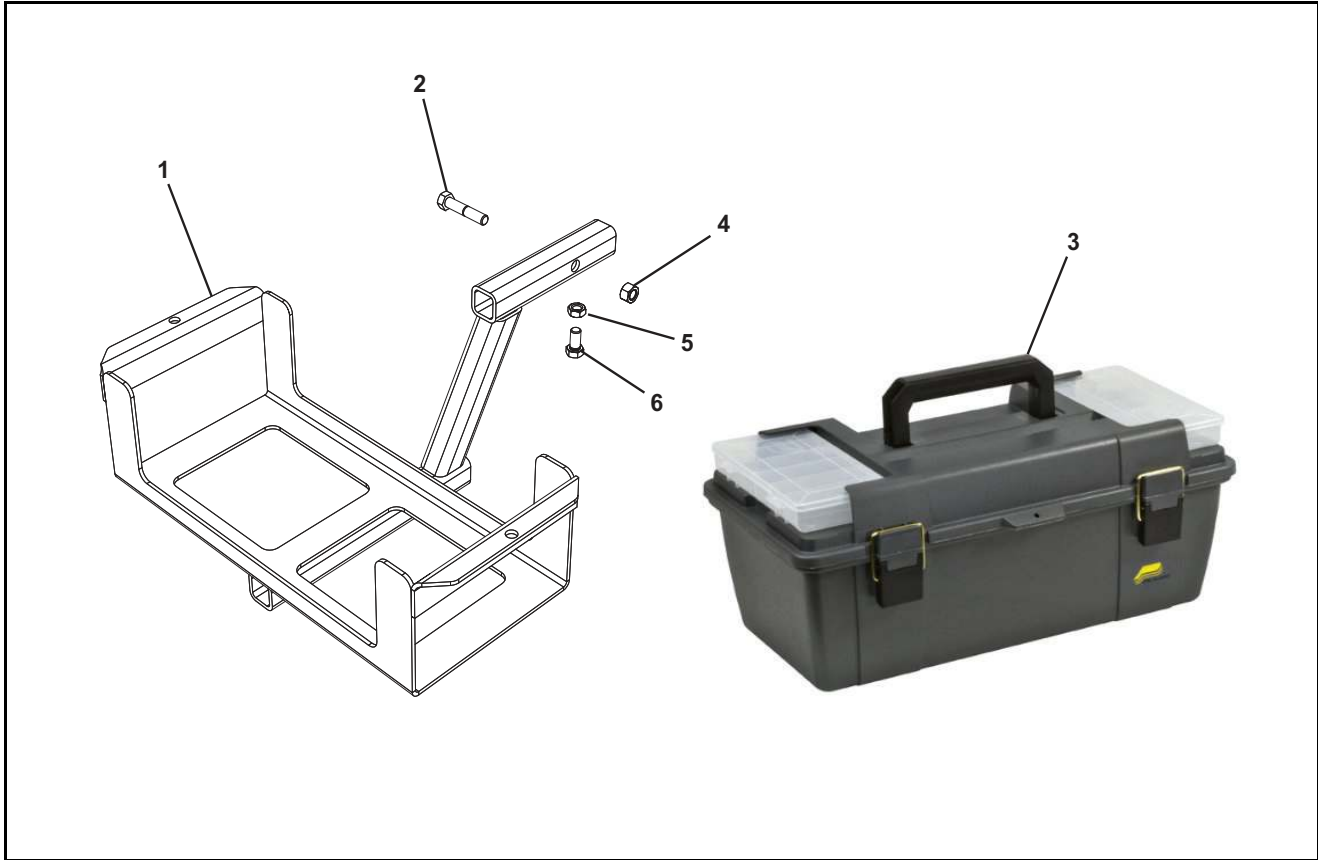


ILLUSTRATED PARTS LIST

Hydraulic Schematic Parts List

Item	Part #	Description	Qty. 12 Row	Add For 16 Row Opt
1	600043-6	FDM4R17-4FJX-4FJX90M-153		2
2	600043-5	FDM4R17-4FJX-4FJX90M-126		2
3	620007	CYLINDER, 4 X 8" ASAE	2	
NS	661729	KIT SEAL 4.0 BORE X 1.5 ROD		
4	610095	FITTING ADAPTER 8ORB M/F .093 ORIFICE	2	
5	610066	FITTING ADAPTER JIC SWIVEL RUN TEE TO-6804-06-08-06	4	
6	600043-4	FDM6R17-6FJX90M-8FJX-90	2	
7	610004	FITTING ADAPTER TEE 8JIC	2	
8	600043-1	FDM8R17-8MBO-8FJX-156	2	
9	610003	FITTING ADAPTER JIC TEE TO-2603-04-04-04		2
10	600043-2	FDM4R17-8MBO-4FJX90M-306		2
11	520048	2-NV12-12SAE-M	4	2
12	600043-3	FDM6R17-6FJX90M-8FJX-102	2	
13	600043-18	FDM6R17-8MBO-6FJX-90M-293	1	
14	600043-13	FDM6R17-8MBO-6FJX-285	1	
15	610045	FITTING ADAPTER 8ORB TO 4JIC R0.045 (USED ON 620004)	4	
16	620004	CYLINDER 30TD24-150 3" X 24" STROKE	2	
NS	649208	KIT SEAL 3.0 BORE X 1.5 ROD		
17	620027	CYLINDER DUAL FUCTION 45WD22.5 X 1.81 WK	2	
NS	PMI0002	KIT SEAL 4.5 BORE X 2.0 ROD		
18	600043-17	FDM4R17-4FJX-4FJX-32	2	
19	610094	FITTING ADAPTER 8ORB M/F .047 ORIFICE	2	
20	610029	FITTING ADAPTER 8ORB TO 4JIC 90°	2	
21	600043-17	FDM4R17-4FJX-4FJX-32	2	
22	610010	FITTING ADAPTER 6ORB TO 6JIC	1	
23	630038	BLOCK DOWN PRESSURE (1PDCP25-PT-12S)	1	
24	610078	FITTING ADAPTER 6ORB TO 6JIC 90°	1	
25	600043-14	FDM6R17-6FJX-6FJX90M-9	1	
26	TO24060406	FITTING ADAPTER 2406-04-06	2	
27	600048-1-ZN	FDM6R17-6FJX-6FJX90M-6.5		
28	600043-17	FDM4R17-4FJX-4FJX-32	1	
29	610026	FITTING ADAPTER JIC SWIVEL RUN TEE TO-6602-04-04-04	1	
30	610025	FITTING ADAPTER 6506-4-4	1	
31	790052	GAUGE PRESSURE 0-3000 PSI	1	
32	600043-19	FDM4R17-6FJX-4FJX90M-45	2	
33	600043-8	FDM4R17-6FJX-4FJX90M-61	2	
34	600041-5	FDM4R17-4FJX-4FJX90M-56	1	

Toolbox Carrier



Toolbox Carrier Parts List

ITEM	PART NO.	QTY.	DESCRIPTION
1	18426	1	TOOLBOX HOLDER
2	155	1	BOLT, 1/2 X 2-1/2" GRADE 5 ZP
3	790041	1	GRAB N GO TOOLBOX
4	239	1	NUT, CENTERLOCK, 1/2" ZP
5	223	1	NUT HEX HEAD 1/2" JAM ZP
6	152	1	BOLT HEX HEAD 1/2 X 1: GRADE 5 ZP

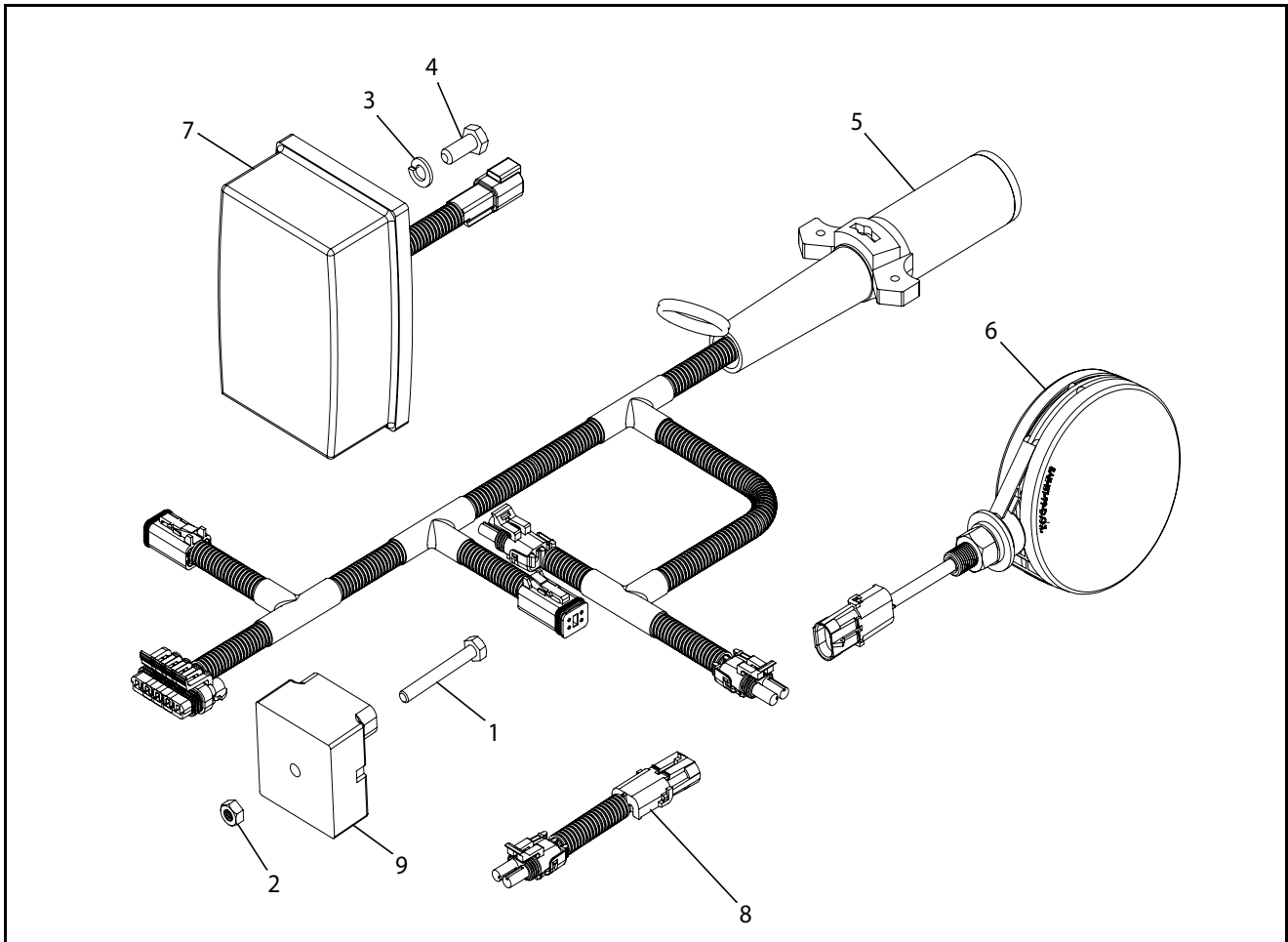


ILLUSTRATED PARTS LIST

Kit Contents

FAST Part #	Description	Injector Quantity	Knife Quantity
520003	NOZZLE, SINGLE		2
520004	NOZZLE, DOUBLE		2
520005	NOZZLE, SINGLE HS CONN 1/4" F	2	
520006	NOZZLE, DOUBLE HS CONN 1/4" F	2	3
520014	NOZZLE BODY, 1/4" SS	1	
520015	NOZZLE CAP, SS	1	
520034	#15 STREAM JET TIP	2	
530001	1/4" X 1/4" MALE CONNECTOR	1	1
530014	GASKET, 1-1/2" EPDM	2	2
530019	GASKET, 2" EPDM	2	2
530024	GASKET, 3" EPDM	2	2
530188	CHECK VALVE ASSEMBLY	1	
530201	BARB HOSE 1/4" X 3/8"	4	
530218	3/8" X 3/8" HOSE MENDER W/ STOP	2	
530236	NIPPLE: 1/4" MPT X 6" MPT	1	
530246	ELBOW, 90° STREET 1/4 NPT SS	1	
540001	CLAMP, 2" STD WORM SCREW	1	1
540002	CLAMP, 2" FULL PORT	1	1
540003	CLAMP, 3"	1	1
540006	CLAMP 1-1/2" T-BOLT HOSE 1.81"	2	2
540013	CLAMP, 3/4"	10	5
540014	CLAMP, HOSE SS 1" #16		4
540032	CLAMP, HOSE SS 5/16" #5	4	
590029	SEAL, EPDM		3
590030	CAP Q.T. NY.LT.YELLOW		3
590031	PLATE ORIFICE, STAINLESS STEEL		3
750008	LOCKING COLLAR, STD 30°	2	2
750016	ROCK GUARD WITH PIN	1	
750018	3/8 X 1/2" SET SCREW, SS	2	
750019	MOUNTING BRACKET F/WIESE CO-50 KNIFE		1
790041	GRAB N GO TOOLBOX	1	1
AC40015	O-RING, VOLUTE SEAL		1
AC40151	SEAL, 5/8" SHAFT, VITON-C		1
AC52700	REPAIR KIT	1	
AP44103202	1/4 X 1/4" UNION CONNECTOR	3	3
AP44103240	1/4 X 1/4" FEMALE ADAPTOR	1	1
AXGC30020XXL	XXL GREEN GLOVES	1	1
LAXNVGOGGLES	GOGGLES	1	1
BJ200SHIM	2" SHIM		2
BJHM075	3/4" X 3/4" HOSE BARB	2	2
BJHM100	1" X 1" HOSE BARB	2	2
BJHM150	1-1/2" X 1-1/2" HOSE BARB	1	1
CLFBS1004	5/8 X 1 SQUARE HEAD SET SCREW	2	
PL707TB	REDURAN	1	1
WA21047	CABLE TIE, 15" HEAVY DUTY	20	20
VI3K9438	BARB: 3/8" HB FOR 8027 NUT-POLY		3

Lighting





ILLUSTRATED PARTS LIST

Lighting Parts List

ITEM	PART NO.	QTY.	DESCRIPTION
1	104	1	BOLT, 1/4 X 2" GRADE 5 ZP
2	235	1	NUT, CENTERLOCK, 1/4" ZP
3	249	4	WASHER, LOCK, 5/16" ZP
4	590229	4	BOLT, 8 X 20 MM 8.8 ZP
5	740023	1	APPLICATOR LIGHT WIRING HARNESS
6	740024	2	AMBER WARNING LIGHT
7	740025	2	RED TAIL LIGHT
8	740029	2	EXTENSION
9	740031	1	LIGHT MODULE



FAST GLOBAL SOLUTIONS
4130 Commerce Boulevard
Windom, MN 56101
1-800-772-9279 Toll Free
1-507-427-3861 Voice
1-507-427-3030 Fax
www.fastsprayers.com