

FAST™

AG SOLUTIONS



9600N/TF SPRAYER PARTS MANUAL





FAST GLOBAL
SOLUTIONS



ILLUSTRATED PARTS LIST

Limited Warranty

FAST AG Solutions warrants to the buyer that the new machinery is free from defects in material and workmanship.

This warranty is only effective as to any new machinery which has not been altered, changed, repaired or treated since its delivery to the buyer, other than by FAST AG Solutions or its authorized dealers or employees, and does not apply to accessories, attachments, tools or parts, sold or operated with the new machinery, if they have not been manufactured by FAST AG Solutions.

FAST AG Solutions shall only be liable for defects in the materials or workmanship attributable to faulty material or bad workmanship that can be proved by the buyer, and specifically excludes liability for repairs arising as a result of normal wear and tear of the new machinery or in any other manner whatsoever, and without limiting the generality of the foregoing, excludes application or installation of parts not completed in accordance with this operator's manual, specifications, or printed instructions.

Written notice shall be given by registered mail, to the Manufacturer within seven (7) days after the defect shall have become apparent or the repairs shall have become necessary, addressed as follows:

FAST AG Solutions
4130 Commerce Boulevard
Windom, MN 56101

This warranty shall expire one (1) year after the date of delivery of the new machinery.

If these conditions are fulfilled, FAST AG Solutions shall at its own cost and at its own option either repair or replace any defective parts provided that the buyer shall be responsible for all expenses incurred as a result of repairs, labor, parts, transportation or any other work, unless FAST AG Solutions has authorized such expenses in advance.

The warranty shall not extend to any repairs, changes, alterations, or replacements made to the new equipment other than by FAST AG Solutions or its authorized dealers or employees.

This warranty extends only to the original owner of the new equipment.

Rubber parts (including tires, hoses, grommets) are not warranted.

This warranty is limited to the terms stated herein and is in lieu of any other warranties whether express or implied, and without limiting the generality of the foregoing, excluded all warranties, express or implied or conditions whether statutory or otherwise as to quality and fitness for any purpose of the new equipment. the Manufacturer disclaims all liability for incidental or consequential damages.

This Applicator is subject to design changes and FAST AG Solutions shall not be required to retrofit or exchange items on previously sold units except at its own option.

Warranty void if not registered.



ILLUSTRATED PARTS LIST

FAST 9600N/TF SPRAYER

Warranty Registration Form & Inspection Report

Warranty Registration

This form must be filled out by the dealer and signed by both the dealer and the customer at the time of delivery.

Customer Name				
Address				
City		State		Zip
Phone				
Dealer Name				
Address				
City		State		Zip
Applicator Model				
Serial Number				
Delivery Date				

DEALER INSPECTION REPORT

- All Fasteners Tight
- Wheel Bolts Torqued
- Hydraulic Hoses and Fittings Free and Tight
- Fertilizer Hoses and Fittings Free and Tight
- Wheel Drive Turns Freely
- Lubricate Machine
- Check Tire Pressure
- Frame and Wings Level
- Monitors and Controllers Function
- Wiring Harness Connected

SAFETY

- Safety Chain Installed
- All Guards Installed
- All Safety Signs Installed
- Reflectors, SMV and Lights Clean
- Review Operating and Safety Instructions

I have thoroughly instructed the buyer on the above described equipment which review included the Operator's Manual content, equipment care, adjustments, safe operation and applicable warranty policy.

Date _____

Dealer's Rep. Signature _____

The above equipment and Operator's Manual have been received by me and I have been thoroughly instructed as to care, adjustments, safe operation and applicable warranty policy.

Date _____

Owner's Signature _____

- White - FAST
- Yellow - Dealer
- Pink - Customer



ILLUSTRATED PARTS LIST

FAST 9600N/TF SPRAYER

APPLICATOR SERIAL NUMBER _____

DATE PURCHASED _____ / _____ / _____

TANK SIZE _____

BOOM LENGTH _____

PUMP MANUFACTURER:

(CIRCLE ONE)

ACE 150 - 206

ACE 205 - 304F

HYPRO 9306C



ILLUSTRATED PARTS LIST





ILLUSTRATED PARTS LIST

General Information

All rights, especially copying and distribution rights are reserved. No part of this publication may be reproduced in any form or by any means, electronic or mechanical, including photocopying, without express written permission from FAST AG Solutions.

Parts information in this manual represents components installed when product was manufactured based upon the best available information. Modifications made subsequent to initial delivery are not included. Always verify the parts and color required when ordering parts.

If you have any questions, please contact your FAST AG Solutions Parts and Service Department.

Explanation of Parts Lists

The parts lists are broken down sub assemblies and listed in 4 columns:

- ITEM - These numbers are found on the illustration associated with the parts list.
 - NS- This item is NOT SHOWN, included for reference.
- QTY. - This is the quantity of parts needed in an assembly.
 - AR- The quantity of this item is AS REQUIRED for the location.
- PART NO.- These are the part numbers associated to the ITEM.
- DESCRIPTION - This is the description of the part.



ILLUSTRATED PARTS LIST

Table of Contents

Section	Page
Table of Contents	6
Trailer - 9600	10
Trailer - 9600	12
Trailer - 9600N	14
Steerable Trailer - 9600N	16
Axles	18
Tires	20
Parallel Link Assembly	22
10' Center Section (Narrow)	24
10' Center Section (Narrow)	26
12' Center Section (Dry Boom)	28
12' Center Section, 80 - 100' Boom	30
12' Center Section, 80 - 100' Boom	32
Wings - 60 & 66 Foot Boom - Standard	34
Wings - 60 & 66 Foot Boom	36
Wings - 60 & 66 Foot Boom	38
Wings - 80, 90 & 100 Foot Boom - Standard	40
Wings - Tri-Fold 40/80 Foot Boom	42
Wings - Tri-Fold 40/80 Foot Boom	44
Wings - Tri-Fold 60/88 Foot Boom	46
Wings - Tri-Fold 60/88 Foot Boom	48
Wings - Narrow Tri-Fold 60/88 Foot Boom	50
Wings - Narrow Tri-Fold 60/88 Foot Boom	52
Wings - Tri-Fold 60/90 Foot Boom	54
Wings - Tri-Fold 60/90 Foot Boom	56
Wings - Narrow Tri-Fold 60/90 Foot Boom	58
Wings - Narrow Tri-Fold 60/90 Foot Boom	60
Wings - Tri-Fold 100 Foot Boom	62
Wings - Tri-Fold 100 Foot Boom	64
Breakaway Pivot	66
Tank Assembly	68
Tank	70
Rinse Tank, Plumbing & Sight Gauge	72
9600N Trailer Decals and Misc	74
Quick Fill & Pump Feed - 60-66 Ft Boom With ACE 150-206 Pump	76
Pump Option - 60' - 66' Boom With ACE 105-206 Pump	78
Pump Option - 60' - 100' Boom With ACE 205-304 Pump	80
Pump Option - 80, 90 & 100' Boom With ACE 205-304 PWM Pump	82
Pump Option - 60' - 100' Boom With HYPRO Pump	84
Quick Fill & Pump Feed - 80,90&100 Ft Boom With HYPRO Pump	86
Y Strainer	88
ACE 150-206 Pump, 60 & 66 Foot Boom	90
ACE 150-206 Pump Hydraulic Motor, 60 & 66 Foot Boom	91
ACE 205-304 Pump, 80, 90 & 100 Foot Boom	92
HYPRO Pump, 80, 90 & 100 Foot Boom	94
ACE 205-304 PWM Pump, 80, 90 & 100 Foot Boom	96
HYPRO Pump, 80, 90 & 100 Foot Boom	98
Raven Flow Controls	100



ILLUSTRATED PARTS LIST

Quick Fill - Optional 3 Inch	102
Agitation & Rinse Control	104
Agitation Shut-Off, Electric Option	106
Boom Plumbing	108
Fence Line Option	110
Single Fence Line, Display Control	112
Dual Fence Line, Display Control	114
Single Fence Line, Toggle Switch Control	116
Dual Fence Line, Toggle Switch Control	118
Plumbing Valves	120
Nozzle Bodies	122
Delivery Tubes	124
60 - 80' Side Fold Fitting	126
Hydraulic System	128
Hydraulic Control Valve Harness - 60 - 66 Foot Boom	130
Hydraulic Control Valve - 60 - 66 Foot Boom	132
Hydraulic Control Valve Harness - 60 - 66 Foot Boom	134
Control Console - 60 - 66 Foot Boom	136
Control Console - 60 - 66 Foot Boom	138
Wiring Harness - 60 - 66 Foot Boom	139
Control Console Decal - 60 - 66 Foot Boom	140
Hydraulic Control Valve Wiring Harness - 80, 90 & 100 Foot Boom	141
Hydraulic Control Valve - 80, 90 & 100 Foot Boom - 9600	142
Hydraulic Control Valve - 9600N	144
Hydraulic Control Valve Wiring Harness	146
Control Console - 80, 90 & 100 Foot Boom	147
Control Console Switch Diagram	148
Wiring Harness - 80, 90 & 100 Foot Boom	149
Control Console Decal - 80, 90 & 100 Foot Boom	150
9613TF-80 Hydraulic Fitting Locations	152
9613TF-80 Hydraulic Fitting Locations	154
Fold Block Hydraulic Hose Routing	156
Main Lift Hydraulic Hose Routing	158
Tilt Cylinder Hydraulic Hose Routing	160
Main Hydraulic Hose Routing	162
Flip Wing Hydraulic Hose Routing	164
Breakaway Wing Hydraulic Hose Routing	166
Breakaway Wing Hydraulic Hose Routing	168
Hydraulic Pump Hose Routing	170
Raven 450 Controller Kit With Skytrak, Up To 6 Sections	172
Raven ISO Rate Control Module, Cables To Tractor, ISO Hookup, No VT Console	172
Deere JDRC 2000 ISO Rate Controller, Cables To Tractor, ISO Hookup, No VT Console ..	173
47 Pin Product Control Cable - Customer Supplied JDRC2000 Rate Controller / Raven RCM	173
47 Pin To 37 Pin Product Control Cable - Customer Supplied GreenStar Rate Controller ..	174
47 Pin To 16 Pin Product Control Cable - Customer Supplied Raven 450	174
47 Pin Product Control Cable - Customer Supplied Rate Controller	174
Raven CR7 ISO Display With Deere Harness (Deere ISO Controller)	174
Raven CR7 ISO Display With Harness (Non-Deere ISO Controller)	175
Raven CR7 ISO Display With Complete ISO Harness (Non-ISO Tractor)	175
Flow-Back Ball Valve Line Rinse - Electric Valve With Toggle Switch	175
Control Console Wiring Harness	176
Control Console Wiring Harness	177



ILLUSTRATED PARTS LIST

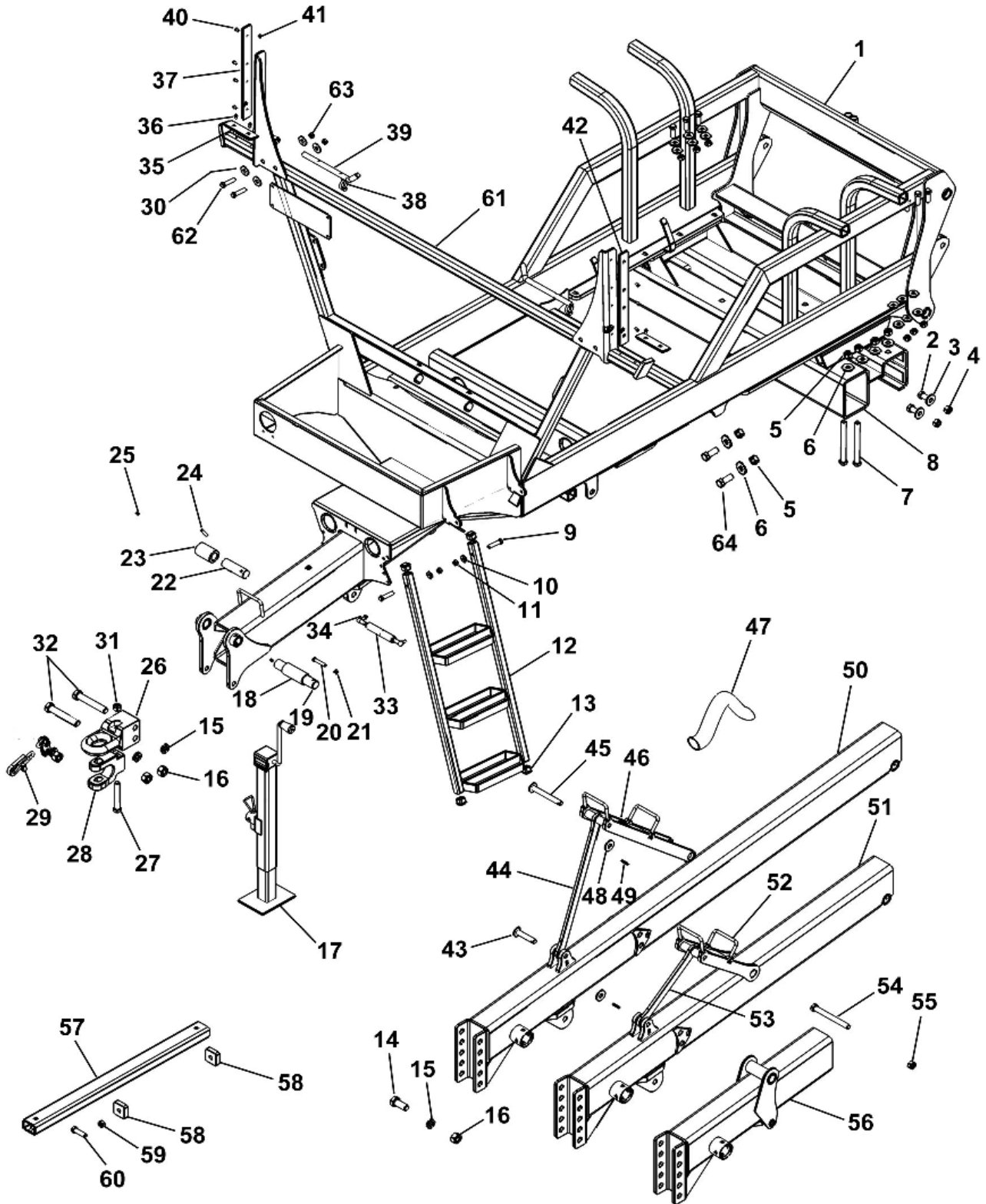
Adapter Cable, 16 Pin Console To 47 Pin Product Port (632028)	178
Cable, 81 Pin ECU, 47 Pin Rate Control Interface (632029)	179
Cable, 81 Pin ECU, 47 Pin Rate Control Interface (632029)	180
Cable, Pull Type Sprayer Frame, 14' 47 Pin To 47 Pin (632035)	181
Adapter Cable, 17', 9 Pin IBIC / 3 Pin Master to Gen 1 Isobus (632043)	182
Cable, Foot Switch, 12' (632061)	183
Cable, Raven ISO/Power With IBBC Connector (632064)	184
Cable, Raven ISO/Power With IBBC Connector (632064)	185
CAN/Power Cable, OEM ISO To Raven ISO Bulkhead (632065)	186
Cable, CR7, ISO VT Only (632066)	187
Cable, Display Port, Y Adapter (632067)	188
Adapter Cable, 37 Pin Console To 47 Pin Product Port (632070)	189
Product Cable, 47 Pin, 6 Section, Liquid, FAST, Center Mount (632077)	190
Product Cable, 47 Pin, 6 Section, Liquid, FAST, Center Mount (632077)	191
Product Cable, 47 Pin, 10 Section, Liquid, FAST 6'(632078)	192
Product Cable, 47 Pin, 10 Section, Liquid, FAST 6'(632078)	193
9613TF Harness Identification & Location	194
Lighting Harness Routing	196
Product Control Harness Routing	198
Fold Harness Routing	200
Pressure Transducer Kit	202
Powerglide Wiring Schematic	203
Powerglide Plus Wiring Schematic	204
Powerglide Wiring Schematic	205
Powerglide Hydraulic Block	206
Powerglide Solid Axle	207
Powerglide & Powerglide Plus Mounting Brackets	208
Powerglide Plus Hydraulic Block	210
Powerglide Plus Cushioned Axle	211
Raven Sensor Mounts	212
Raven Sensor Mounts	214
Raven Sensor Mounts	216
Raven Sensor Mounts	218
Raven UltraGlide Gen I Wiring	220
Raven UltraGlide Gen II Wiring	221
Wing Tilt Options	222
Electronic Sight Gauge	224
Electronic Sight Gauge - Sensor Tube	226
Electronic Sight Gauge - Power Cable	227
HYPRO Cleanload Eductor & Mounting, 7.5 Gallon	228
HYPRO Cleanload Eductor, 7.5 Gallon	230
Richway Direct Injection Foamer & Mounting	232
Richway Foam Marker 1 Gallon Tank & Switchbox	234
Richway Foam Marker Liquid Flow	235
Richway Foam Marker Compressor	236
Richway Foam Marker Foamhead	237
Richway Foam Marker Foam Head Assembly	238
Richway Foam Marker Collector Deflector	239
Richway Foam Marker Wiring Harness	240
Remote Boom Shut Off Kit (6 Section Shown)	241



ILLUSTRATED PARTS LIST



Trailer - 9600



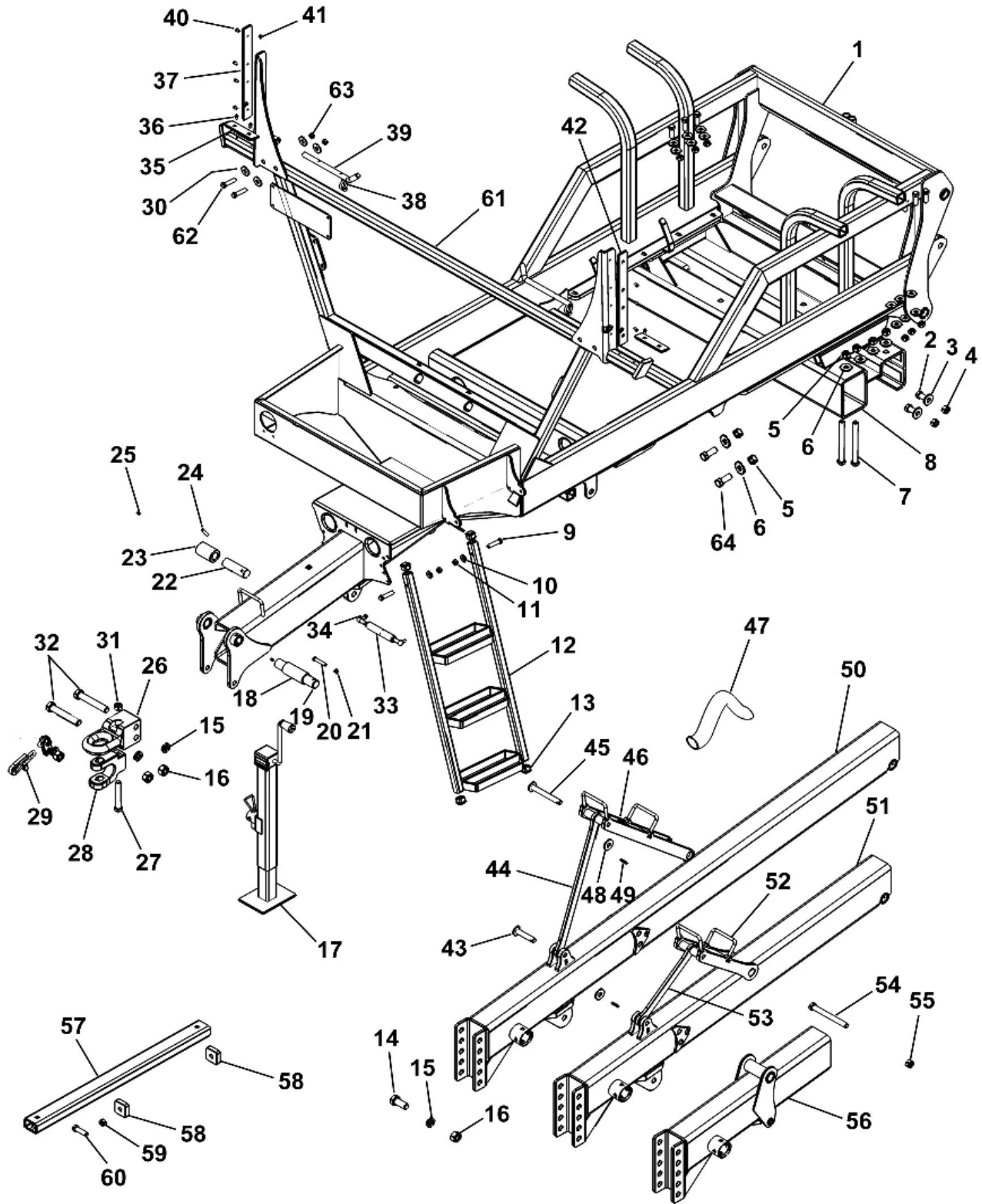


ILLUSTRATED PARTS LIST

Trailer - 9600 Parts List

Item	Vendor Part #	Fast Part #	Description	Qty.	60'	80 - 90'	100'
1		13501	Fast Trailer 9600 Series	1			
2		170	Bolt HH 5/8 X 2.5 GR5 Zp	6			
3		261	Washer Flat 5/8 Zp	12			
4		240	Nut HH 5/8 Centerlock Zp	6			
5		241	Nut HH 3/4 Centerlock Zp	4			
6		262	Washer Flat 3/4 Zp	4			
7		488	Bolt HH 3/4 X 8.5 GR5 Zp	2			
8		11705	Axle Housing Receiver	1			
9		155	Bolt HH 1/2 X 2-1/2 GR5 Zp	2			
10		260	Washer Flat 1/2"	2			
11		231	Nut HH 1/2" Centerlock Zp	2			
12		10620	Ladder 3 Step	1			
13		4191	Cap Black Drive-In	4			
14		199	Bolt HH 1 X 2-1/2 GR5 Zp (Attach Item 29 To Hitch)	1			
15		255	Washer Lock 1" Zp (Attach Item 29 To Hitch)	1			
16		218	Nut HH 1" Zp (Attach Item 29 To Hitch)	1			
17	FASTHD800	790005	Jack 8000# Side Wind Fast HD800	1			
NS	P800-001		Black Handle (Part Of Fasthd700)	AR			
NS	P700-020		9" Handle Kit (Part Of Fasthd700)	AR			
NS	P700-040		Hd700 Side Wind Gear Kit (Part Of Fasthd700)	AR			
NS	P700-080		Hd700 Bearing Kit (Part Of Fasthd700)	AR			
NS	P800-060		5/8" Pin With Chain And Clip (Part Of Fasthd700)	AR			
18		10713	Roller External	1			
19		8933	Pin Roller External	1			
20		131	Bolt Hex Head 3/8 X 2-1/2 GR5 Zp	1			
21		237	Nut Hex Head 3/8" Centerlock Zp	1			
22		10710	Pin Internal Roller	1			
23		10709	Roller Internal	1			
24		707	Pin Spring 3/8 X 2	1			
25		759	Zerk 1/4-28 Tpi	2			
26	PPI-301V3-10	790003	Hitch Cat 3	1			
27		390	Bolt HH 3/4 X 5-1/2 GR8 Zp	1			
28	PPI-208-VR-10	790002	Clevis For Hitch	1			
29	PPSC21A	790015	Safety Chain 20,200#	1			
30		260	Washer Flat 1/2 Zp	8			
31		233	Nut HH 3/4" Nylock Zp	1			
32		564	Bolt HH Special 1 X 6-1/2 GR 5 Zp	2			
33	22011A3	590010	Easylift Cylinder (For Use With Ladder Item 12)	1			

Trailer - 9600



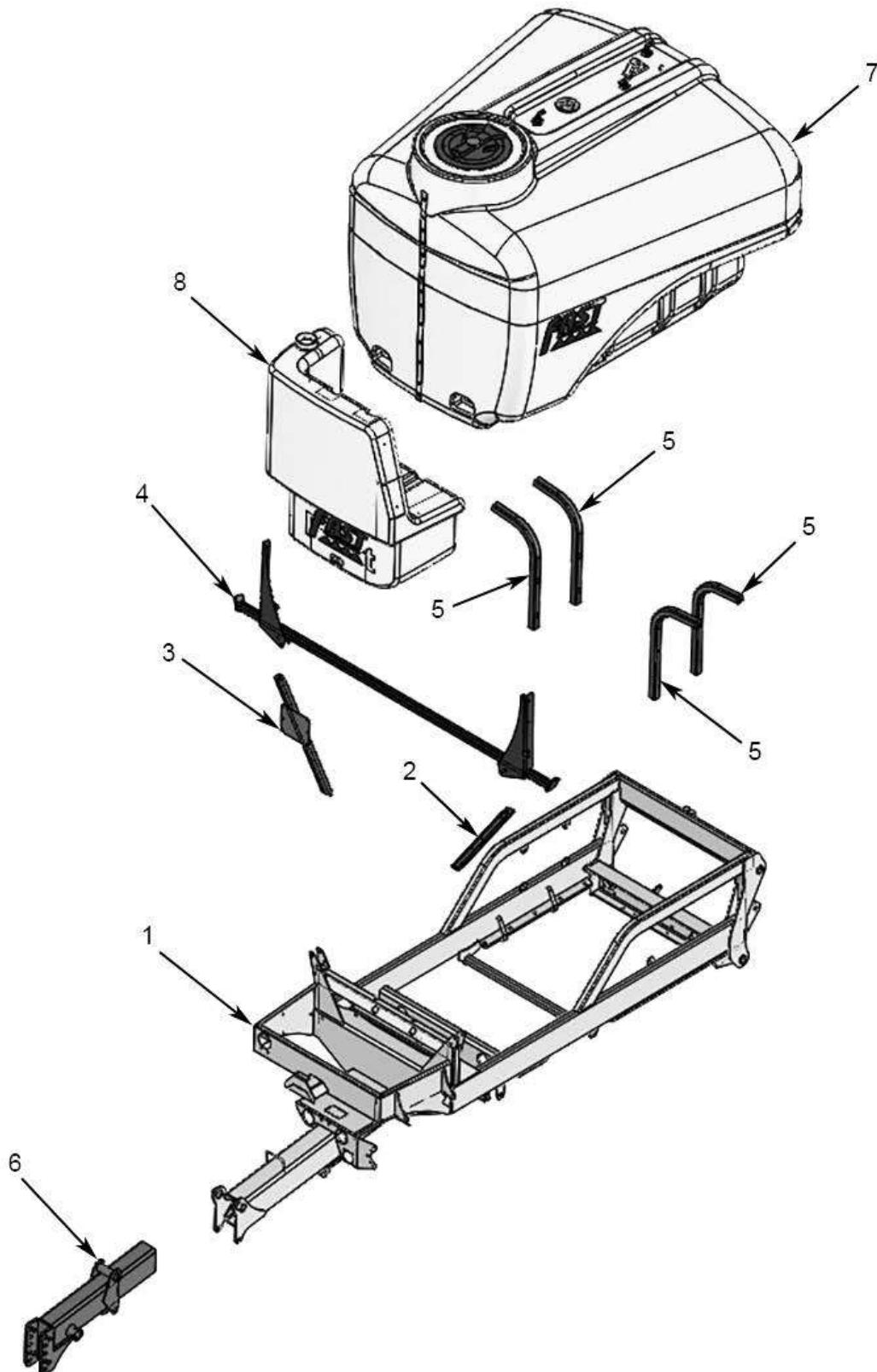


ILLUSTRATED PARTS LIST

Trailer - 9600 Parts List

Item	Vendor Part #	Fast Part #	Description	Qty.	60'	80 - 90'	100'
34		855	Nut HH M8 Zp (For Use With Ladder 10620 Item 12)	1			
35		7781	Wear Pad Plastic Transport Saddle Base	2			
36		581	Rivet 1/4" Drive In	4			
37		11050R	Vertical Stop Chamfered Plastic Right	1			
38	715300927	720001	Kwik Clip Pin	2			
39		7618	Safety Latch Pin	2			
40		671	Flat Head Socket Cap Screw 1/4x7/8"	8			
41		235	Nut Hex Head 1/4" Centerlock Zp	8			
42		11050L	Vertical Stop Chamfered Plastic Left	1			
43		10779	Pin Pivot			2	2
44		13511	Link Front 100' Tongue				1
45		8341	Pin Pivot			1	1
46		13510	Link Rear 100' Tongue				1
47	NHS-FS334	790018	Nylon Sleeving 7'	1			
48		262	Washer Flat 3/4 Zp	1			
49		683	Pin Spring 1/4 X 1-1/2	1			
50		13507	Tongue Retractable 100'				1
51		13503	Tongue Retractable 80'			1	
52		13505	Link Rear 80' Tongue			1	
53		13506	Link Front 80' Tongue			1	
54		487	Bolt Hex Head 3/4 X 8 GR5 Zp		1		
55		241	Nut Hex Head 3/4" Zp		1		
56		13504	Tongue Fixed 60', Non Weighted	1	1		
56		13730	Tongue Weighted, Short, 80', 90' & 100' (SEE NOTE)	1	1	1	1
			NOTE: Required on 9600N/TF 60' & 66' boom with axle in forward position and with all booms larger than 66'.				
57		13594	Tube Tank Support	AR			
58		13590	Spacer Tube Tank Support	AR			
59		250	Nut Hex Head 5/8" Zp	AR			
60		171	Bolt Hex Head 5/8 X 2-1/2" GR5 Zp	AR			
61		13246	Wing Rest, Top	1			
62		157	Bolt Hex Head 1/2 x 3-1/2 GR5 Zp	4			
63		239	Nut Hex Head 1/2 Center Lock Zp	4			
64		174	Bolt Hex Head 3/4 x 2 GR5 Zp	2			

Trailer - 9600N



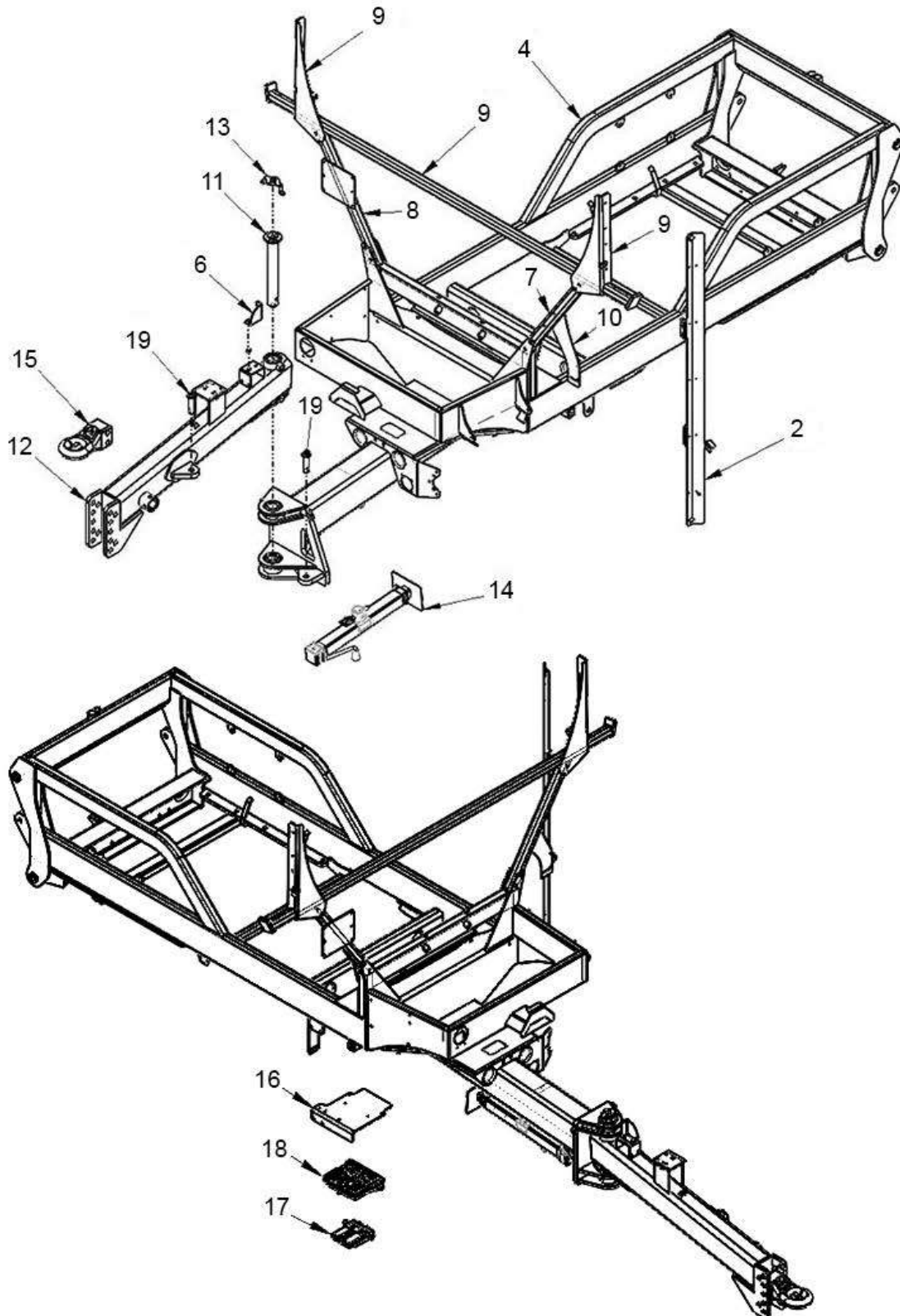


ILLUSTRATED PARTS LIST

Trailer - 9600N Parts List

ITEM	PART NO.	QTY.	DESCRIPTION
1	21250	1	1050 & 1350 TRAILER, 9600N, NON-STEERABLE
1	21261	1	1050 & 1350 TRAILER, 9600N, STEERABLE
2	21182	1	TUBE, BRACE
3	21255	1	TUBE WITH HANDWASH
4	21198	1	WING REST, TOP, 80-90 STYLE
5	18187	4	TANK SUPPORT
6	13504	1	TONGUE, BOLT ON, NON WEIGHTED, FIXED 60'
6	13730	1	TONGUE, BOLT ON, WEIGHTED, 80', 90' & 100' (SEE NOTE)
			NOTE: Required on 9600N/TF 60' & 66' boom with axle in forward position and with all booms larger than 66'.
7	570054*	1	TANK, 1050, AG WHITE, Complete With Fittings and Lid
7	570055*	1	TANK, 1050, AG YELLOW, Complete With Fittings and Lid
7	570058*	1	TANK, 1350, AG WHITE, Complete With Fittings and Lid
7	570059*	1	TANK, 1350, AG YELLOW, Complete With Fittings and Lid
8	570003TNK	1	RINSE TANK, 100 GALLON WHITE
8	570004TNK	1	RINSE TANK, 100 GALLON YELLOW
8	10918	1	ACE Tank Fitting
			* SEE TANK ASSEMBLY PAGE

Steerable Trailer - 9600N



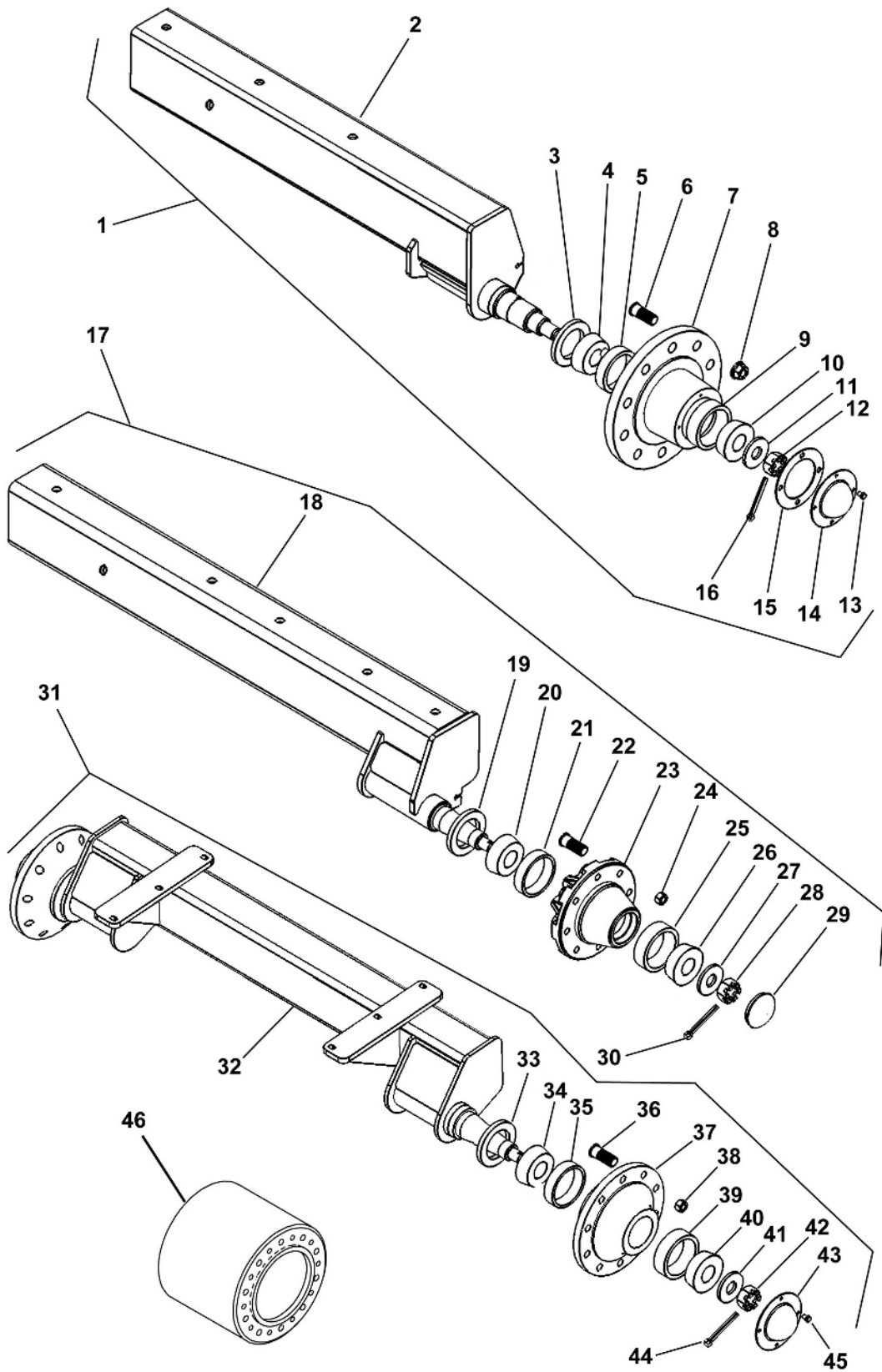


ILLUSTRATED PARTS LIST

Steerable Trailer - 9600N Parts List

ITEM	PART NO.	QTY.	DESCRIPTION
1	2284	1	3/16 x 1 1/4 HRFLAT
2	10921	1	FORMED SIGHT GAGE
3	13594	1	TUBE, SUMP SUPPORT
4	21261	1	9600N STEERABLE HITCH TRAILER
5	15277	2	WASHER, STAINLESS STEEL
6	21273	1	INDICATOR, STEERABLE HITCH
7	21182	1	TUBE, BRACE
8	21255	1	TUBE WITH HANDWASH
9	21198	1	WING REST, TOP, 80-90 STYLE
10	21205	1	BRACKET, SIGHT GAUGE
11	26056	1	PIN, STEERABLE HITCH
12	26060	1	TONGUE
13	26190	1	MOUNT, SENSOR
14	790005	1	JACK STAND
15	PPI401	1	HITCH
16	26327	1	MOUNT, RAVEN NODE
17	Node Assembly	1	NODE ASSEMBLY
18	063-0173-752	1	RAVEN CONTROL MODULE
19	21207	2	STEERABLE HITCH CYLINDER PIN

Axles



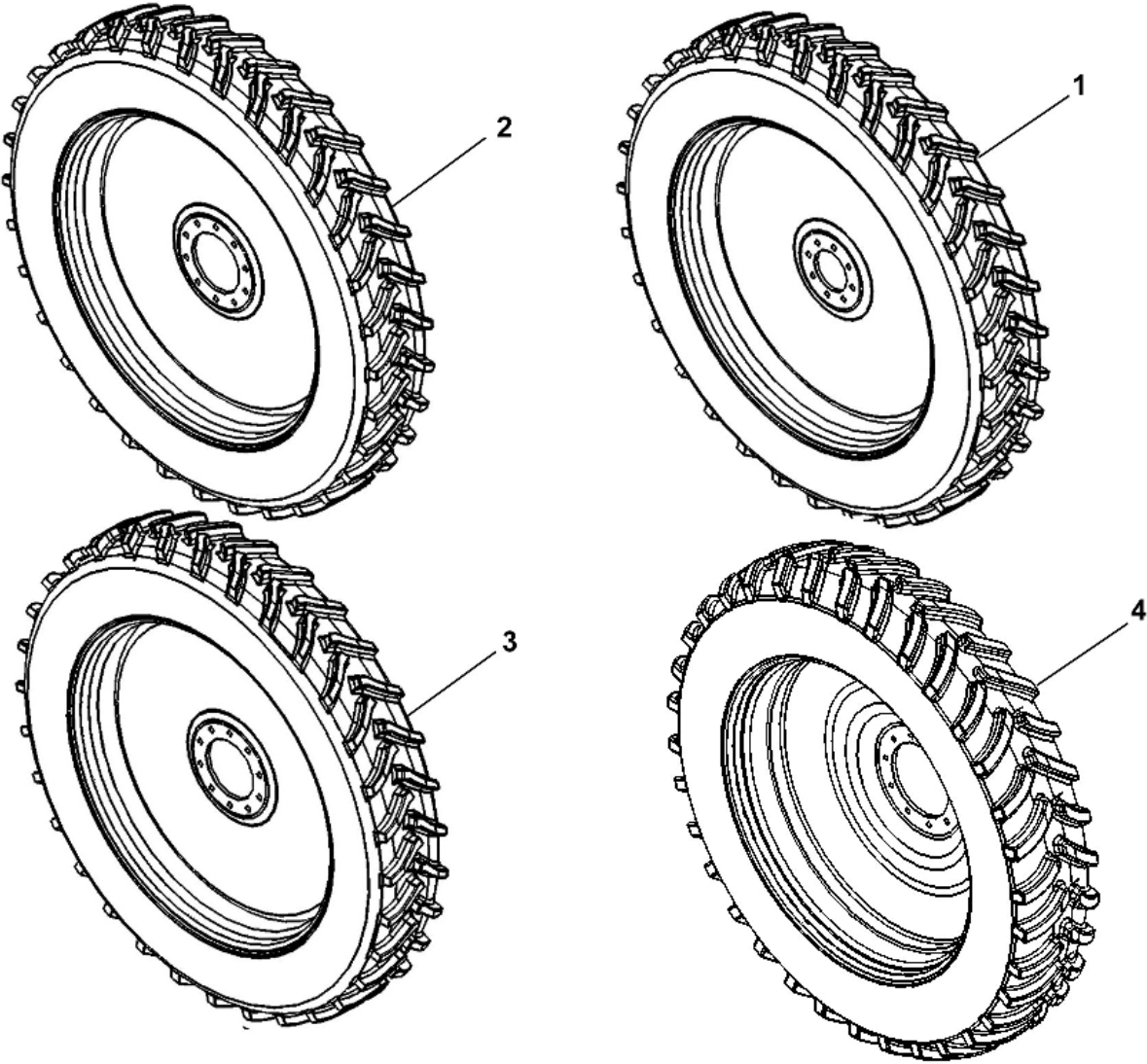


ILLUSTRATED PARTS LIST

Axles Parts List

ITEM	VENDOR PART NO.	PART NO.	QTY.	DESCRIPTION
1		13586	2	Axle Assembly 10 Bolt (Inc 2 - 16)
2		13518	2	Trailer Narrow Axle Sub Weld 3-3/8" Spindle
3	946275	730013	2	Seal 873 Series Hub
4	NI-910398/332752	730011	2	Cone Inner 873 Series Hub
5	NI-910397/133462		2	Cup Inner 873 Series Hub
6	NI-953033	1683	20	Stud Wheel
7	NI-289121	730002	2	Hub 10 Bolt With Cups 873 Series Hubs, 15.000#
8	NI-913571	730051	20	Nut Wheel
9	NI-910332/453a	1679	2	Cup Outer
10	NI-910334/460	1681	2	Cone Outer
11	NI-913632	1688	2	Washer Spindle
12	NI-912969	1689	2	Nut Spindle 1.25-12 TPI
13	NI-9052148	113	8	Bolt HH 5/16 X 1/2 GR5 Zp
14	1682	730072	2	Hub Cap Q-871 Hub
15	1686	730016	2	Gasket Hub Cap
16	NI-905944	1690	2	Cotter Pin
17		13588	2	Axle Assembly 9600 8-Bolt Q758 Hub, 7500# (Inc 18 - 30)
18		13587	2	Trailer Narrow Axle Sub Weld
19	NI-946486 CR29968	1669	2	Seal 8 Bolt
20	NI-910359/387AS	730020	2	Cone Inner
21	NI-910358/382A	730058	2	Cup Inner
22	NI-943527	1667	16	Stud Wheel
23	NI-281189	730059	2	Hub 8 Bolt 7500# With Cups
24	NI-913557	730024	16	Nut Wheel
25	NI-910272/LM501310	730051	2	Cup Outer
26	NI-910273/LM501349	730021	2	Cone Outer
27	NI-913624	730022	2	Washer Spindle
28	NI-912959	730023	2	Nut Spindle 1-14 TPI
29	NI-909912	730019	2	Hub Cap Q75-8
30	NI-905941	730025	2	Cotter Pin
31		10913	1	Axle Assembly 10 Bolt Duals 60"-120" TW (Inc 33 - 45)
31	Not Illustrated	10907	1	Axle Assembly 10 Bolt Duals 80"-132" TW (Inc 33 - 45)
31	Not Illustrated	10910	1	Axle Assembly 10 Bolt Duals 80"-120" TW (Inc 33 - 45)
32		10917	1	Trailer Axle 30" Row
32	Not Illustrated	10908	1	Trailer Axle 22" Row
32	Not Illustrated	10911	1	Trailer Axle 20" Row
33	NI-906979	730041	2	Seal
34	NI-910346	730043	2	Cone Inner
35	NI-910334	730012	2	Cup Inner
36	NI-953035		20	Stud Wheel
37	NI-281171	730060	2	Hub 10 Bolt, 20,000#
38	NI-913571	730051	20	Nut Wheel
39	NI-910384	1679	2	Cup Outer
40	NI-910347	700037	2	Cone Outer
41	NI-913632	730040	2	Washer Spindle
42	NI-913571	730051	2	Nut
43	NI-909921	730038	2	Hub Cap
44	NI-905944	730042	2	Cotter Pin
45	NI-9052148	113	8	Bolt HH 5/16 X 1/2 GR5 Zp
46		20308	2	Spacer 30" Row 13.75" OAL
46	Not Illustrated	20312	2	Spacer 22" Row 7" OAL
46	Not Illustrated	20306	2	Spacer 20" Row 5" OAL

Tires



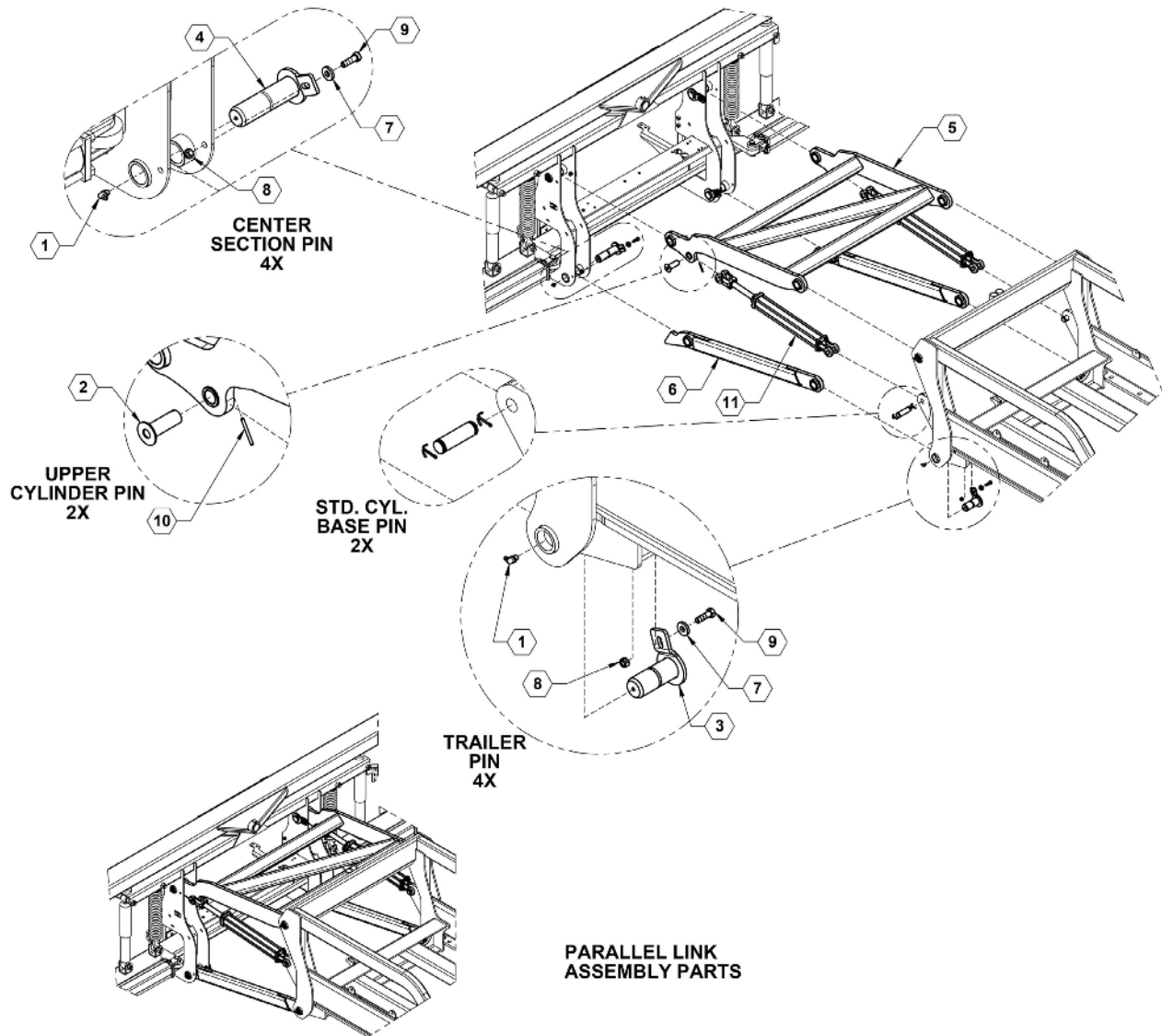


ILLUSTRATED PARTS LIST

Tires Parts List

ITEM	VENDOR PART NO.	PART NO.	9600	9610/9613	DESCRIPTION
1	TT-508260000057212L	700026	1		13.6 X 38 Yellow LH
1	TT-508260000057212R	700027	1		13.6 X38 Yellow RH
1	TT-508260000040712L	700024	1 Opt/Red		13.6 X 38 Silver LH
1	TT-508260000040712R	700025	1 Opt/Red		13.6 X38 Silver RH
2	TT-51578800572011L	700010		1	320/90R46 Yellow LH
2	TT-5157880057201R	700011		1	320/90R46 Yellow RH
2	TT-5157880040701R	700009		1 Opt/Red	320/90R46 Silver RH
2	TT-5157880040701L	700008		1 Opt/Red	320/90R46 Silver LH
3	TT-512318057201R	700002		1 Opt	380/90R46 Yellow RH
3	TT-512318057201L	700003		1 Opt	380/90R46 Yellow LH
3	TT-5123180040701L	700001		1 Opt/Red	380/90R46 Silver LH
3	TT-5123180040701R	700000		1 Opt/Red	380/90R46 Silver RH
4	TT-05193450040701L	700032		2 Opt.	320/90R46 Yellow LH Dual
4	TT-05193450040701R	700033		2 Opt.	320/90R46 Yellow RH Dual
4	TT-05193450057201L	700040		2 Opt/Red	320/90R46 Silver LH Dual
4	TT-05193450057201R	700041		2 Opt/Red	320/90rR6 Silver RH Dual
4	TT-5193450057201L	700020		2 Opt.	380/90R46 Yellow LH Dual
4	TT-5193450057201R	700021		2 Opt.	380/90R46 Yellow RH Dual
4	TT-519345004071L	700034		2 Opt/Red	380/90R46 Silver LH Dual
4	TT-5193450040701R	700035		2 Opt/Red	380/90R46 Silver RH Dual

Parallel Link Assembly



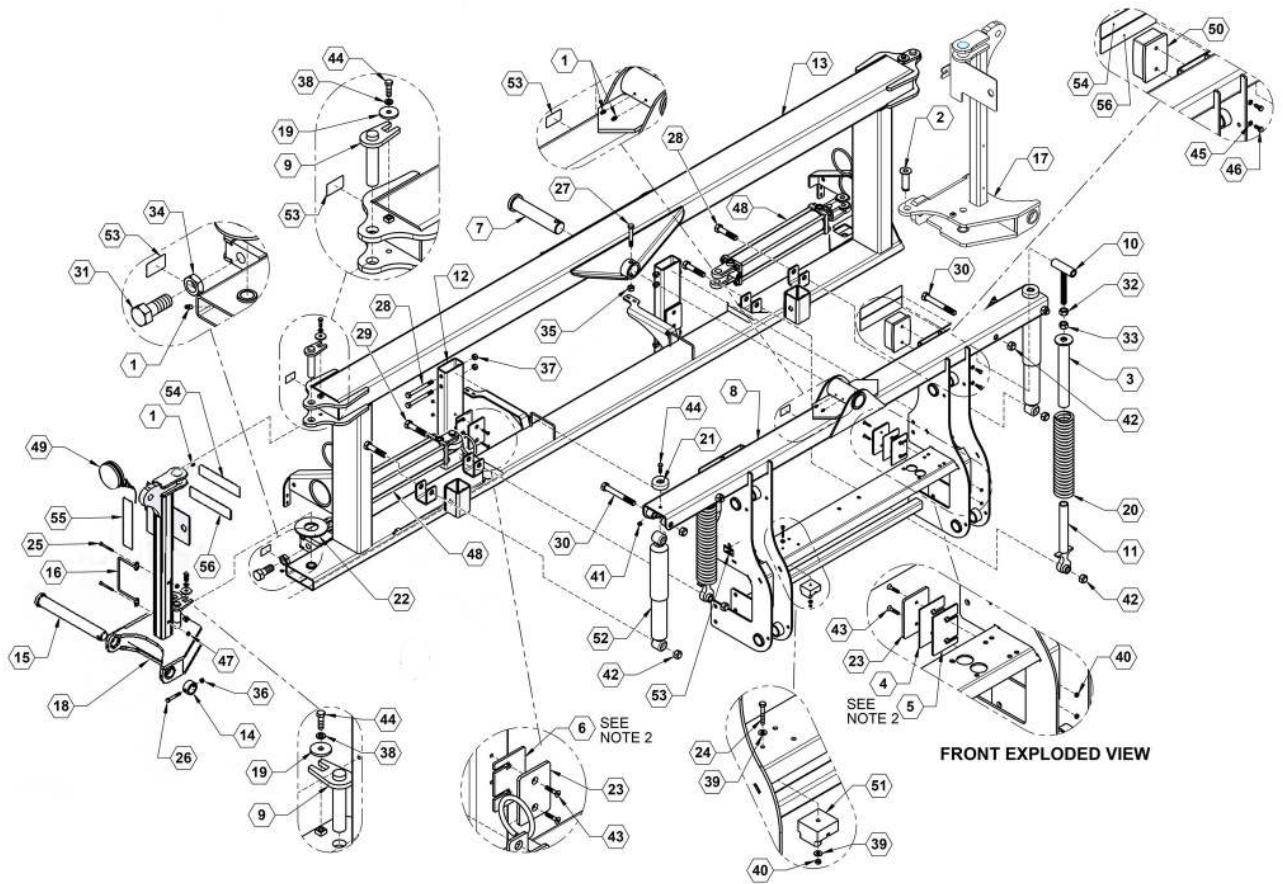


ILLUSTRATED PARTS LIST

Parallel Link Assembly

ITEM	PART NO.	QTY.	DESCRIPTION
1	761	8	ZERK, 90 , 1/4" STRAIGHT PIPE
2	11629	2	CRADLE CYLINDER PIN
3	13871	4	PIN
4	13872	4	PIN
5	14790	1	LITE MACHO UPPER LINK
6	14795	2	LITE LINK, LOWER
7	530309	8	WASHER, FLAT HEAVY 13/32 X 1
8	596237M	8	NUT, CENTERLOCK 3/8 MAGNI
9	596635M	8	BOLT, HH 3/8-16 x 1-1/4 MAGNI
10	596746M	2	SPRING PIN 5X50mm MAGNI
11	620019	2	CYLINDER 20TD16-112 MAIN LIFT

10' Center Section (Narrow)



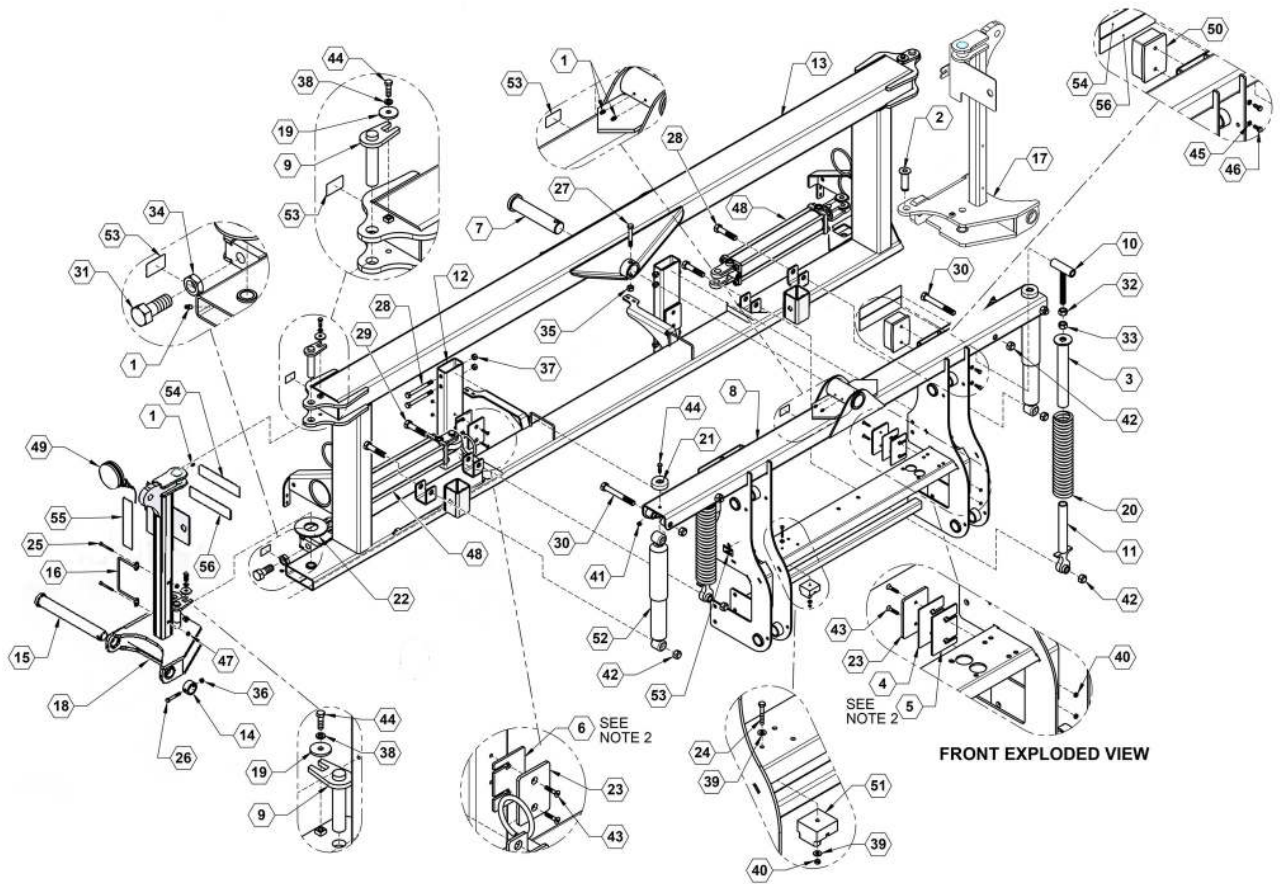


ILLUSTRATED PARTS LIST

10' Center Section (Narrow) Parts List

ITEM	PART NO.	QTY.	DESCRIPTION
1	759	6	ZERK, 1/4-28 STRAIGHT
2	7340	2	1" CYLINDER PIN
3	7442	2	OUTER SPRING GUIDE
4	11265	2	SHIM, RUB PLATE 12 Ga
5	11266	2	SHIM, RUB PLATE 10 Ga
6	11267	2	SHIM, RUB PLATE 7Ga
7	13304	1	PIN, CENTER PIVOT
8	13806	1	CRADLE, WELDMENT
9	13874	4	PIN, WING PIVOT
10	13875	2	ADJUSTER, SPRING
11	13876	2	BASE, SPRING MT
12	13883	2	TUBE, CRADLE LOCK
13	14700	1	CENTER SECTION, 10', NARROW
14	14296	2	BUSHING WITH HOLE
15	14300	2	PIN, MAIN WING
16	18267	2	BOLT ON HOSE HOLDER
17	21356L	1	PIVOT, WING LH, 9600N
18	21356R	1	PIVOT, WING, RH, 9600N
19	530308	4	WASHER, HEAVY 13/32 X 1 5/8
20	590011	2	CENTER SECTION SPRING
21	590026	2	BUMPER, 1X2-1/2 RUBBER ROUND
22	590042	2	WASHER, 2 1/8" ID THRUST
23	590097	4	RUB PLATE
24	596104M	1	BOLT, HH 1/4-20X1-3/4 GR5 MAGNI
25	596105M	4	BOLT, HH 1/4-20X2-1/2 GR5 MAGNI
26	596131M	2	BOLT, HH 3/8-16X2-1/2 GR5 MAGNI
27	596157M	1	BOLT, HH 1/2X3-1/2 GR5 MAGNI
28	596160M	8	BOLT, HH 1/2X5 GR5 MAGNI

10' Center Section (Narrow)



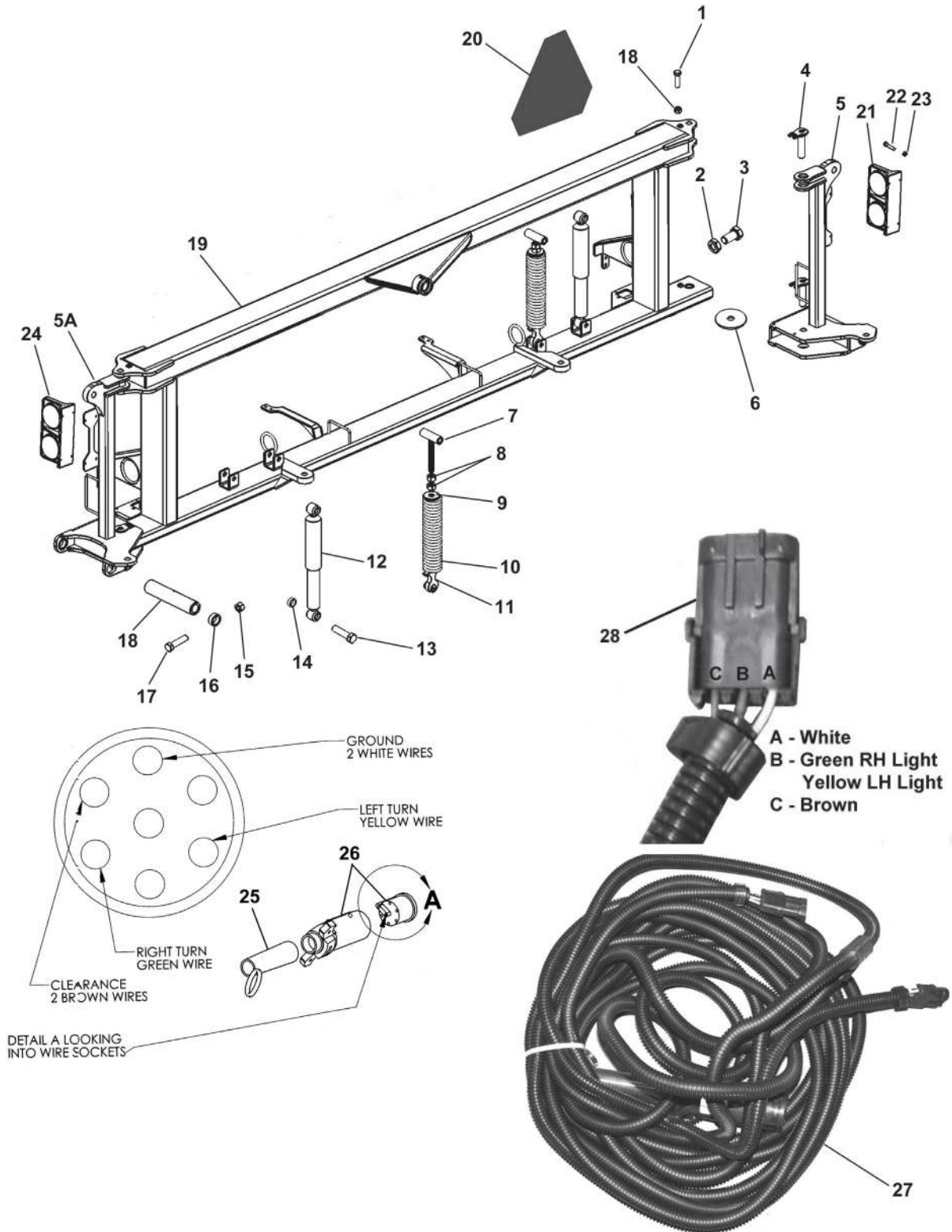


ILLUSTRATED PARTS LIST

10' Center Section (Narrow) Parts List

ITEM	PART NO.	QTY.	DESCRIPTION
29	596187M	4	BOLT, HH 3/4-10X3-1/2 GR5 MAGNI
30	596192M	4	BOLT, HH 3/4-10X6 GR5 MAGNI
31	596199M	2	BOLT, HH 1-8X2-1/2 GR5 MAGNI
32	596217M	2	NUT, HEX 3/4-10 G5 MAGNI
33	596225M	2	NUT, HEX JAM 3/4-10 GR8 MAGNI
34	596226M	2	NUT, HEX JAM 1-8 MAGNI
35	596231M	1	NUT, HEX NYLOCK 1/2-13 MAGNI
36	596237M	2	NUT, CENTERLOCK 3/8-16 MAGNI
37	596239M	8	NUT, CENTERLOCK, 1/2-13 MAGNI
38	596250M	4	LOCKWASHER 3/8 MAGNI
39	596256M	2	WASHER, FLAT 1/4 USS MAGNI
40	596622M	9	NUT, TOPLOCK 1/4-20 MAGNI
41	596624M	2	NUT, TOPLOCK 3/8-16 MAGNI
42	596626M	8	NUT, TOPLOCK 3/4-10 G5 MAGNI
43	596631M	8	FHSCS 1/4-20X1-1/4 MAGNI
44	596634M	6	BOLT, HH 3/8-16X1-1/4 GR8 MAGNI
45	596728M	4	LOCKWASHER 8MM MAGNI
46	596737M	4	BOLT, HH 8-1.25 X 20MM 8.8 MAGNI
47	596767M	4	NUT, HEX FLANGE 1/4-20 MAGNI
48	620017	2	CYLINDER, 25TD12-112 DOUBLE ACTING
49	740024	2	LIGHT, AMBER, PEDESTAL. MOUNT
50	740025	2	LIGHT, RED SURFACE MOUNT ASSEMBLY
51	740031	1	LIGHT MODULE
52	790010	2	SHOCK, YELLOW 7400 120' CENTER
53	800014	7	DECAL, GREASE PIVOT POINTS
54	800109	4	DECAL, RED REFLECTOR
55	800110	2	DECAL, AMBER REFLECTOR
56	800111	2	DECAL, ORANGE REFLECTOR

12' Center Section (Dry Boom)



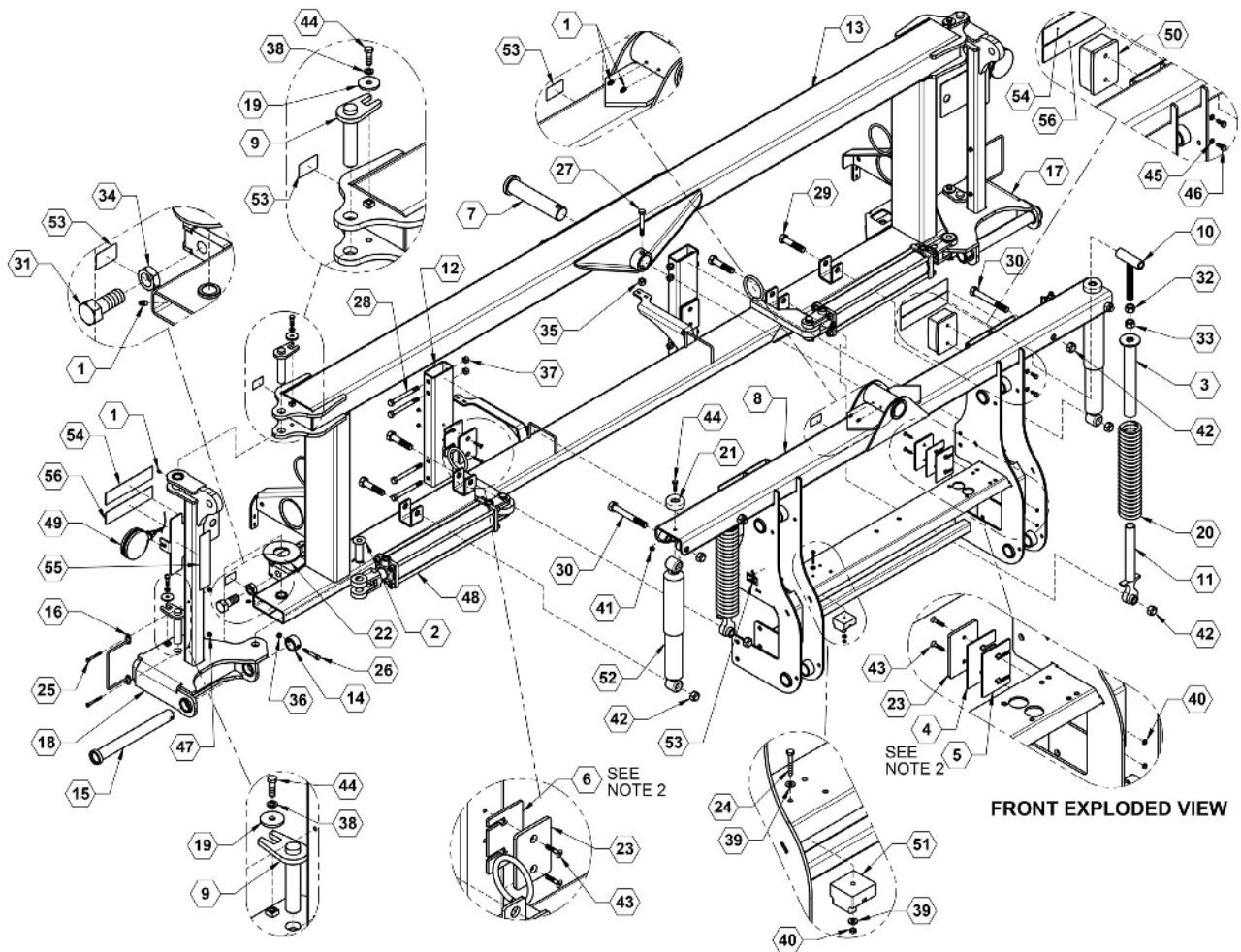


ILLUSTRATED PARTS LIST

12' Center Section (Dry Boom) Parts List

ITEM	VENDOR PART NO.	PART NO.	QTY.	DESCRIPTION
1		128	4	Bolt HH 3/8 X 1 GR5 Zp
2		226	2	Nut Hex Head Jam 1" Zp
3		198	2	Bolt Hex Head 1 X 2 GR5 Zp
4		13886	4	Wing Pivot Pin
5		11513L	1	Wing Pivot Left
5A		11513R	1	Wing Pivot Right
6		13891	2	Washer UHMW Poly
7		13875	2	Spring Adjustment Eyebolt
8		217	4	Nut HH 3/4" Zp
9		7442	2	Outer Spring Mount
10	FX-FV0006656	590011	2	Spring Center Section
11		13876	2	Inner Spring Mount
12	66833	790011	2	Shock Center Section
13		187	8	Bolt HH 3/4 X 3-1/2" GR5 Zp
14		241	8	Nut HH 3/4" Centerlock Zp
15		237	2	Nut 3/8 Center Lock Zp
16		14296	2	Collar, Pin Retainer
17		131	2	Bolt HH 3/8 x 2-1/2" GR5 Zp
18		14300	2	Main Wing Pivot Pin
19		13801	1	Center Section, 12' Wide, Dry Boom
20		790017	1	SMV
21		740001	1	Lights Left Side
22		102	8	Bolt HH 1/4 x 1" GR5 Zp
23		767	8	Nut HH 1/4" Whizlock
24		740002	1	Lights Right Side
NS		256	8	1/4" Flat Washer Used On #22
25	WA-37678		1	Spring Cable Guide
26	WA-37673		1	7-Pin Electrical Connector
27	DA-1528	740007	1	Warning Light Harness
28	WA-38044		2	Weather Pack 3-Pin Shroud

12' Center Section, 80 - 100' Boom



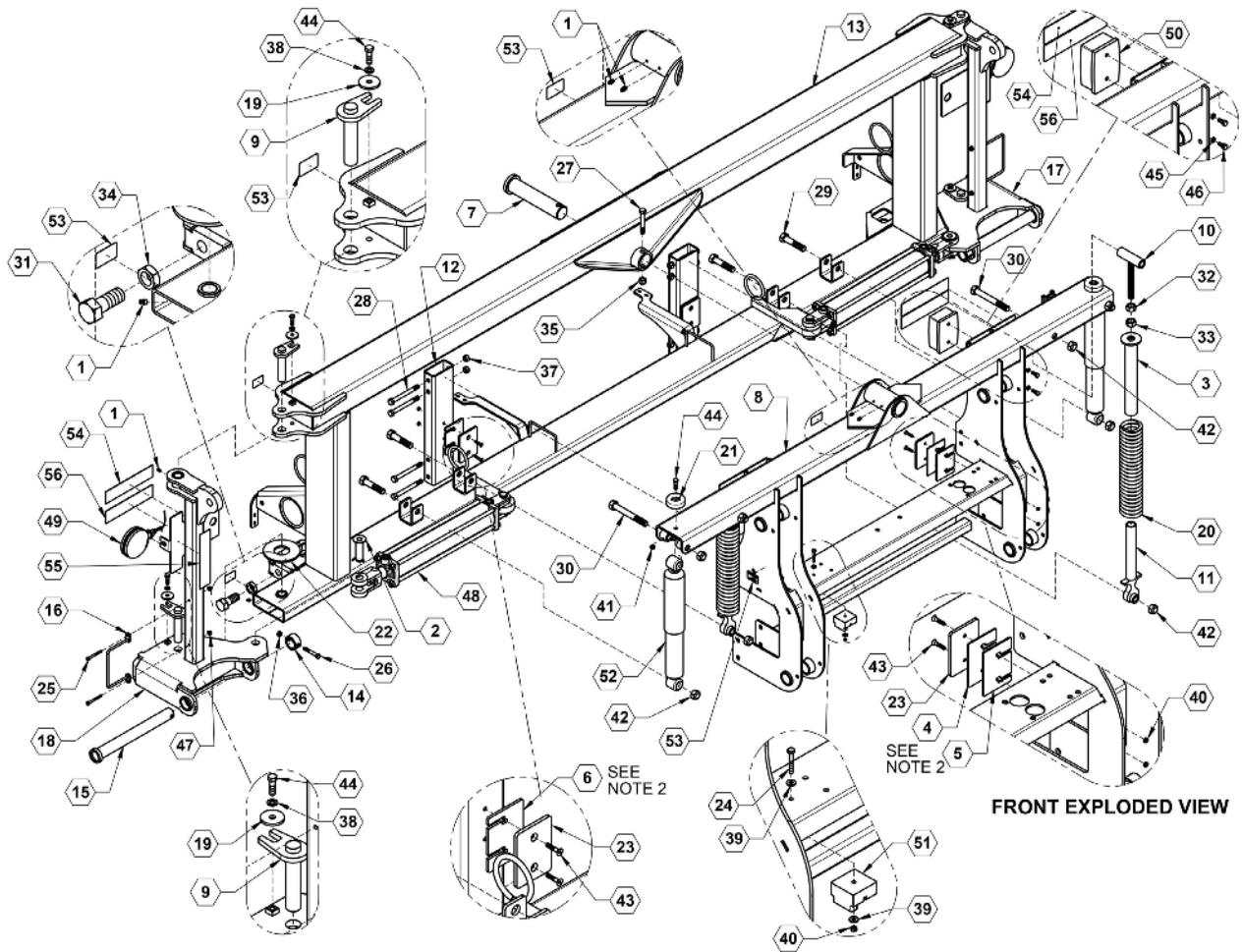


ILLUSTRATED PARTS LIST

12' Center Section, 80 - 100' Boom Parts List

ITEM	PART NO.	QTY.	DESCRIPTION
1	759	6	ZERK, 1/4-28 STRAIGHT
2	7340	2	1" CYLINDER PIN
3	7442	2	OUTER SPRING GUIDE
4	11265	2	SHIM, RUB PLATE 12 Ga
5	11266	2	SHIM, RUB PLATE 10 Ga
6	11267	2	SHIM, RUB PLATE 7Ga
7	13304	1	PIN, CENTER PIVOT
8	13806	1	CRADLE, WELDMENT
9	13874	4	PIN, WING PIVOT
10	13875	2	ADJUSTER, SPRING
11	13876	2	BASE, SPRING MT
12	13883	2	TUBE, CRADLE LOCK
13	14200	1	CENTER SECTION, 12' WIDE, STANDARD WET BOOM
14	14296	2	BUSHING WITH HOLE
15	14300	2	PIN, MAIN WING
16	18267	2	BOLT ON HOSE HOLDER
17	21353L	1	PIVOT, WING LH
18	21353R	1	PIVOT, WING, RH
19	530308	4	WASHER, HEAVY 13/32 X 1 5/8
20	590011	2	CENTER SECTION SPRING
21	590026	2	BUMPER, 1X2-1/2 RUBBER ROUND
22	590042	2	WASHER, 2 1/8" ID THRUST
23	590097	4	RUB PLATE
24	596104M	1	BOLT, HH 1/4-20X1-3/4 GR5 MAGNI
25	596105M	4	BOLT, HH 1/4-20X2-1/2 GR5 MAGNI
26	596131M	2	BOLT, HH 3/8-16X2-1/2 GR5 MAGNI
27	596157M	1	BOLT, HH 1/2X3-1/2 GR5 MAGNI
28	596160M	8	BOLT, HH 1/2X5 GR5 MAGNI

12' Center Section, 80 - 100' Boom





ILLUSTRATED PARTS LIST

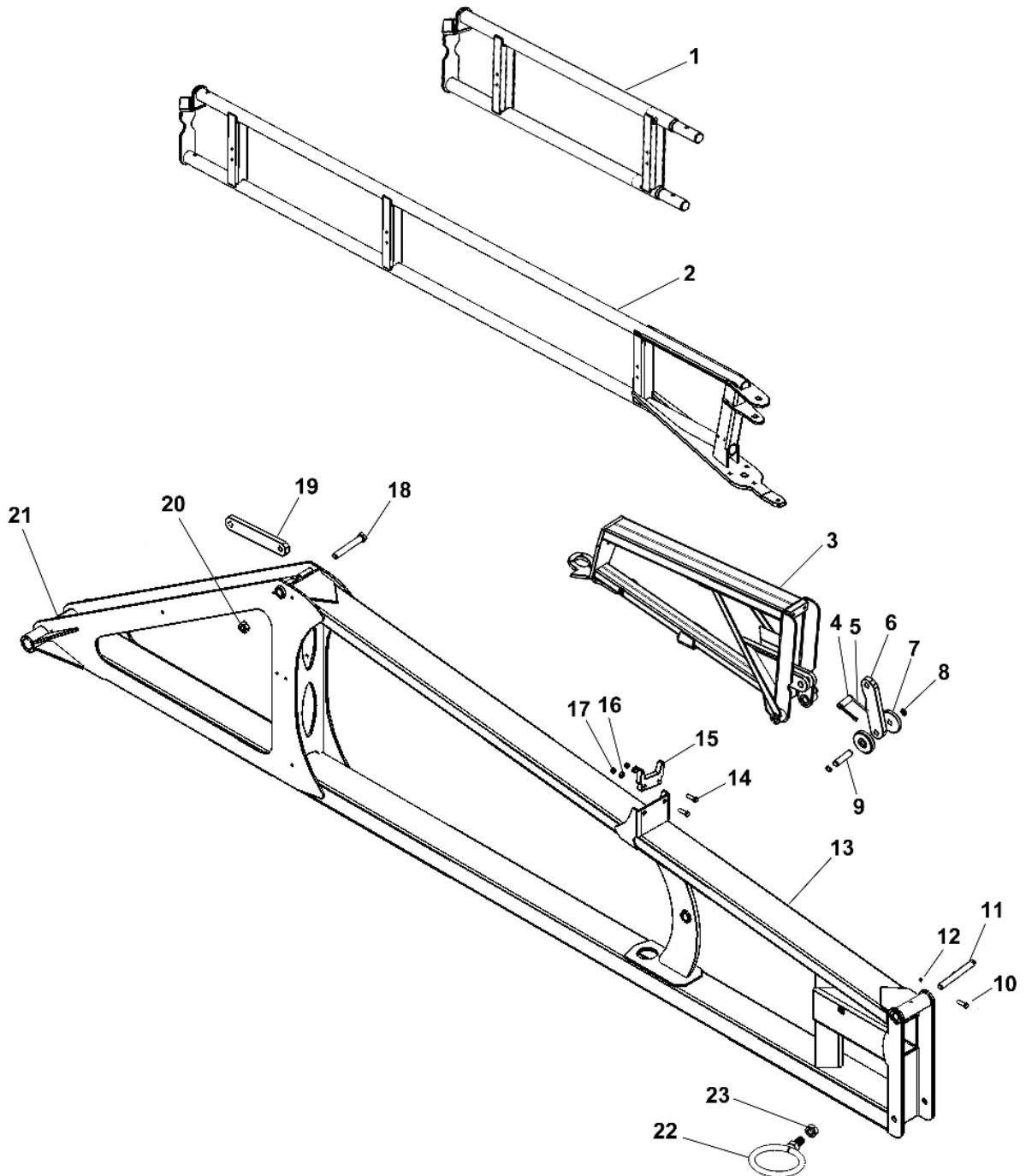
12' Center Section, 80 - 100' Boom Parts List

ITEM	PART NO.	QTY.	DESCRIPTION
29	596187M	4	BOLT, HH 3/4-10X3-1/2 GR5 MAGNI
30	596192M	4	BOLT, HH 3/4-10X6 GR5 MAGNI
31	596199M	2	BOLT, HH 1-8X2-1/2 GR5 MAGNI
32	596217M	2	NUT, HEX 3/4-10 G5 MAGNI
33	596225M	2	NUT, HEX JAM 3/4-10 GR8 MAGNI
34	596226M	2	NUT, HEX JAM 1-8 MAGNI
35	596231M	1	NUT, HEX NYLOCK 1/2-13 MAGNI
36	596237M	2	NUT, CENTERLOCK 3/8-16 MAGNI
37	596239M	8	NUT, CENTERLOCK, 1/2-13 MAGNI
38	596250M	4	LOCKWASHER 3/8 MAGNI
39	596256M	2	WASHER, FLAT 1/4 USS MAGNI
40	596622M	9	NUT, TOPLOCK 1/4-20 MAGNI
41	596624M	2	NUT, TOPLOCK 3/8-16 MAGNI
42	596626M	8	NUT, TOPLOCK 3/4-10 G5 MAGNI
43	596631M	8	FHSCS 1/4-20X1-1/4 MAGNI
44	596634M	6	BOLT, HH 3/8-16X1-1/4 GR8 MAGNI
45	596728M	4	LOCKWASHER 8MM MAGNI
46	596737M	4	BOLT, HH 8-1.25 X 20MM 8.8 MAGNI
47	596767M	4	NUT, HEX FLANGE 1/4-20 MAGNI
48	620057	2	CYLINDER, 30THC16.00-150
49	740024	2	LIGHT, AMBER, PEDESTAL. MOUNT
50	740025	2	LIGHT, RED SURFACE MOUNT ASSEMBLY
51	740031	1	LIGHT MODULE
52	790010	2	SHOCK, YELLOW 7400 120' CENTER
53	800014	7	DECAL, GREASE PIVOT POINTS
54	800109	4	DECAL, RED REFLECTOR
55	800110	2	DECAL, AMBER REFLECTOR
56	800111	2	DECAL, ORANGE REFLECTOR



ILLUSTRATED PARTS LIST

Wings - 60 & 66 Foot Boom - Standard



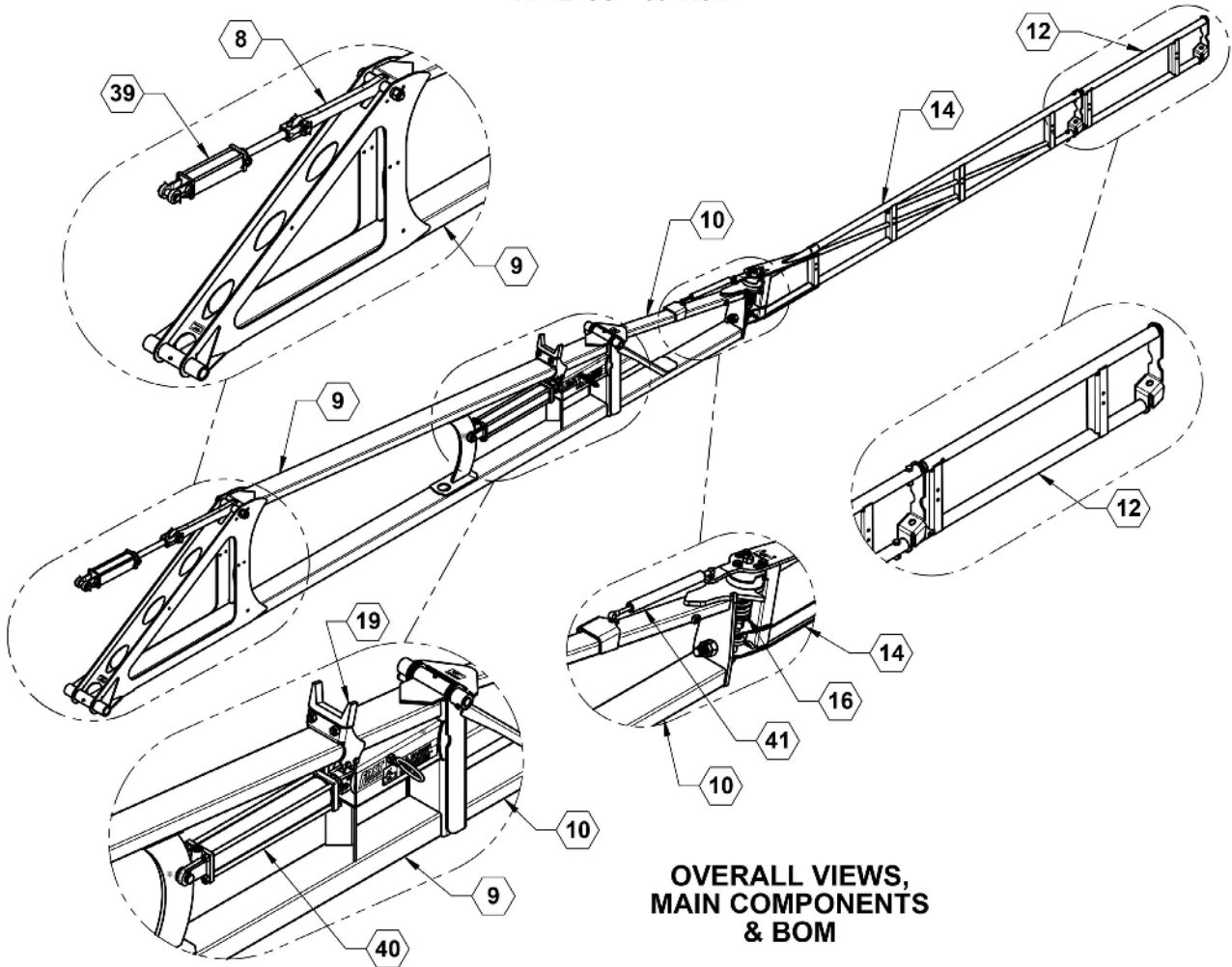
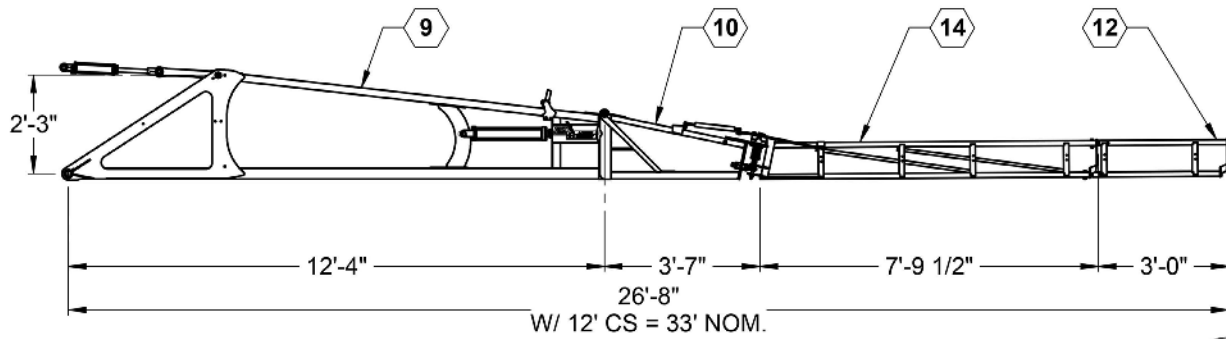


ILLUSTRATED PARTS LIST

Wings - 60 & 66 Foot Boom - Standard Parts List

ITEM	PART NO.	60 & 66' BOOM	66' BOOM	DESCRIPTION
1	14627		2	Breakaway Extension 3' Aluminum
2	18300	2		Breakaway Wing 93"
3	14215	2		60' & 66' Flip Wing
3	14660	2		60' Flip Wing
3	14666	2		66' Flip Wing
4	11127	2		Pin
5	135995	4		Cotter Pin 3/16 x2 ZP
6	9514	2		Flip Wing Arm
7	7668	4		Wing Roller Machined
8	534	4		Snap Ring External 1"
9	7669	2		Roller Pin 1"
10	117	2		Bolt HH 5/16 x2" GR5 Zp
11	9468	2		Flip Wing Pin
12	236	2		Nut HH 5/16" Centerlock Zp
13	14205	2		Main Wing
14	154	4		Bolt HH 1/2 X2 GR5 Zp
15	9674	2		Wing Rest 1" UHMW
16	260	4		Washer Flat 1/2" Zp
17	231	4		Nut HH 1/2" Centerlock Zp
18	209	2		Bolt HH 1 X7-1/2" GR5 Zp
19	14149	2		Link Level Boom
20	242	2		Nut HH 1" Centerlock Zp
21	759	2		Zerk 1/4-28
22	14146	2		Ring Hose Holder
23	223	2		Nut Jam

Wings - 60 & 66 Foot Boom



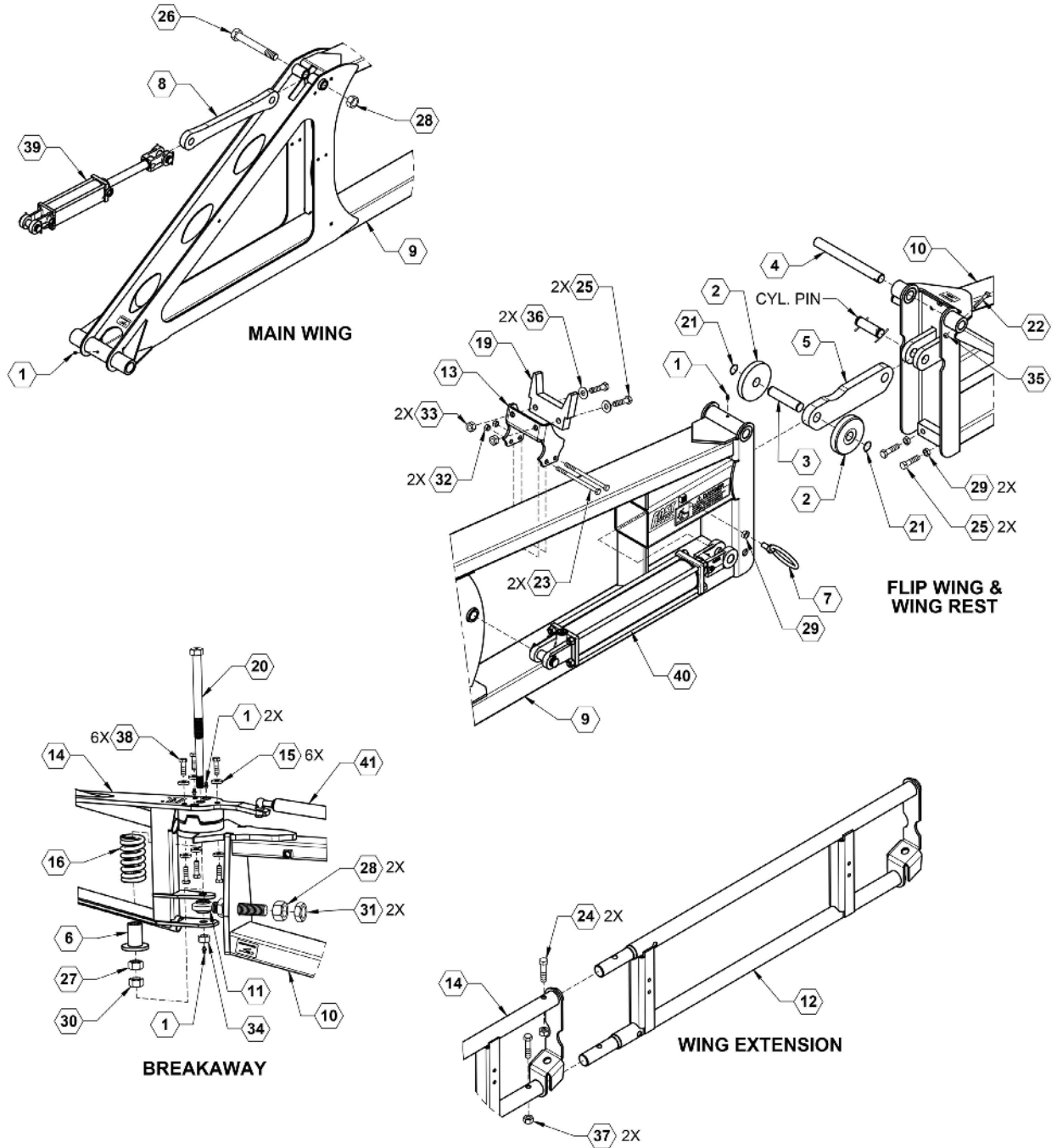


ILLUSTRATED PARTS LIST

Wings - 60 & 66 Boom Parts List

ITEM	PART NO.	QTY.	DESCRIPTION
8	14149	1	LINK, WING TILT
9	14205	1	WING, MAIN 60'
10	14215	1	60' & 66' WING, FLIP
10	14660	1	60' WING, FLIP, 9600N
10	14666	1	66' WING, FLIP, 9600N
12	14627	1	3' ALUMINUM EXTENSION FOR 66' BOOM
14	18300	1	WELDMENT, 93" BREAKAWAY
16	590006	1	SPRING, COMPRESSION
19	590099	1	REST, WING
39	620023	1	CYLINDER, 25TD08-112 WING TILT
40	620057	1	CYLINDER, 30THC16.00-150 FLIP WING
41	790028	1	SHOCK, BREAKAWAY, HEAVY
	800014	4	DECAL, GREASE PIVOT POINTS
	800020	1	DECAL, FAST LOGO BLACK/GRAY
	800106	2	DECAL, DANGER-STAND CLEAR
	800110	3	DECAL, AMBER REFLECTOR

Wings - 60 & 66 Foot Boom



EXPLODED PARTS VIEWS



ILLUSTRATED PARTS LIST

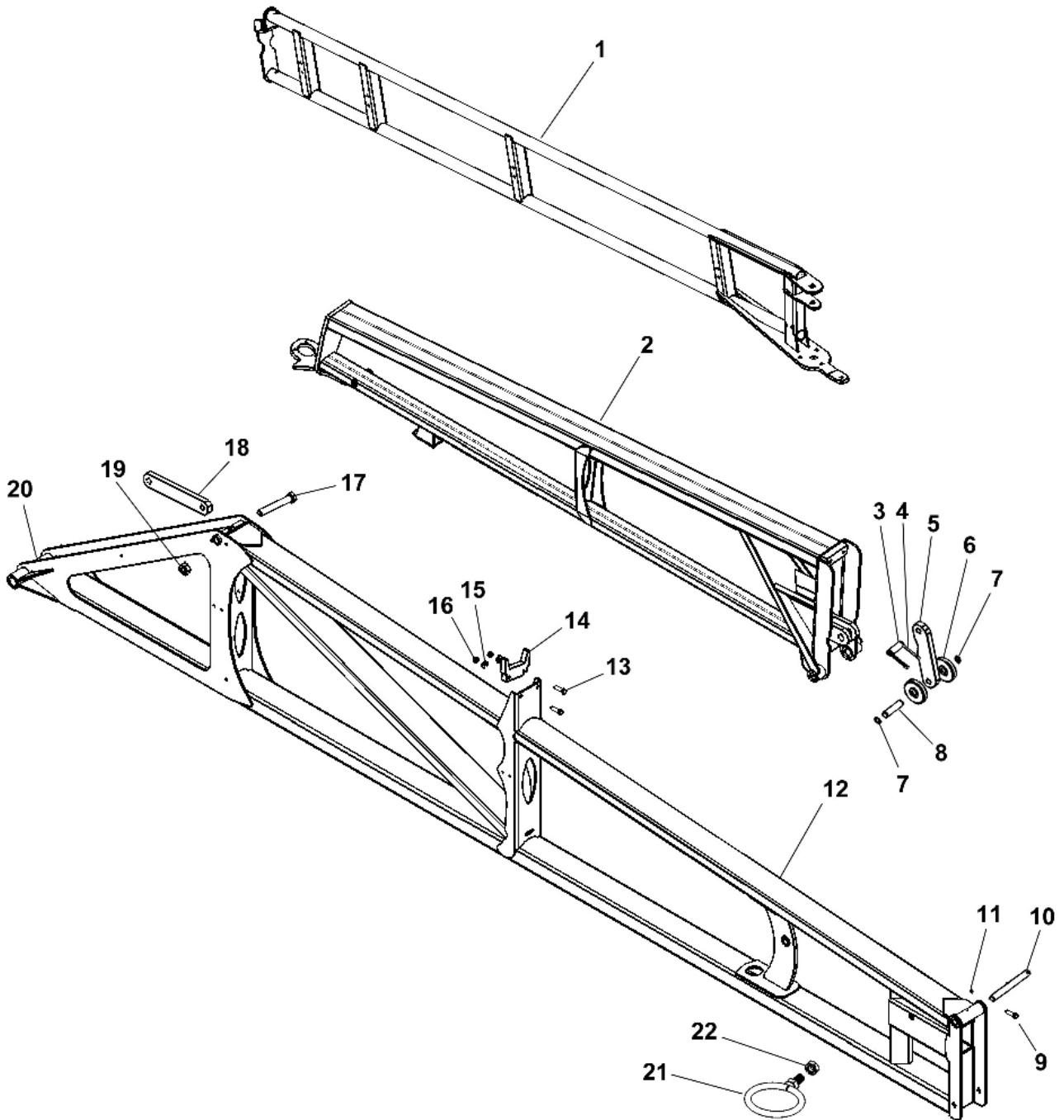
Wings - 60 & 66 Boom Parts List

ITEM	PART NO.	QTY.	DESCRIPTION
1	759	5	ZERK, 1/4-28 STRAIGHT
2	7668	2	ROLLER, WING, MACHINED
3	7669	1	PIN, ROLLER, 1"
4	9468	1	PIN, FLIP WING
5	9514	1	ARM, FLIP WING
6	14013	1	SPRING GUIDE
7	14146	1	BRACKET, HOSE RING
8	14149	1	LINK, WING TILT
9	14205	1	WING, MAIN 60'
10	14215	1	60' & 66' WING, FLIP
10	14660	1	60' WING, FLIP, 9600N
10	14666	1	66' WING, FLIP, 9600N
11	14575	1	BALL JOINT, ADJUSTMENT
12	14627	1	3' ALUMINUM EXTENSION
13	14725	1	FLIP WING STOP MOUNT
14	18300	1	WLDMNT, 93" BREAKAWAY
15	530309	6	WASHER, FLAT HEAVY 13/32 X 1
16	590006	1	SPRING, COMPRESSION
19	590099	1	REST, WING
20	590112	1	BOLT, BREAKAWAY
21	590180	2	SNAP RING 1" EXTERNAL
22	596117M	1	BOLT, HH 5/16-18X2 GR5 MAGNI
24	596142M	2	BOLT, HH 7/16X2 GR5 MAGNI
25	596154M	4	BOLT, HH 1/2-13X2 GR5 MAGNI
26	596209M	1	BOLT, HH 1-8X7-1/2 GR5 MAGNI
27	596217M	1	NUT, HEX 3/4-10 G5 MAGNI
28	596218M	3	NUT, HEX 1-8 MAGNI
29	596223M	3	NUT, HEX JAM 1/2-13 MAGNI
30	596225M	1	NUT, HEX JAM 3/4-10 GR8 MAGNI
31	596226M	2	NUT, HEX JAM 1-8 MAGNI
32	596229M	2	NUT, HEX NYLOCK 3/8-16 MAGNI
33	596231M	2	NUT, HEX NYLOCK 1/2-13 MAGNI
34	596232M	1	NUT, HEX NYLOCK 5/8-11 MAGNI
35	596236M	1	NUT, CENTERLOCK, 5/16-18 MAGNI
36	596260M	2	WASHER, FLAT 1/2 MAGNI
37	596625M	2	NUT, TOPLOCK 7/16-14 MAGNI
38	596633M	6	BOLT, HH 3/8-24X1-1/4 GR8 MAGNI
39	620023	1	CYLINDER, 25TD08-112 WING TILT
40	620057	1	CYLINDER, 30THC16.00-150 FLIP WING
41	790028	1	SHOCK, BREAKAWAY, HEAVY



ILLUSTRATED PARTS LIST

Wings - 80, 90 & 100 Foot Boom - Standard



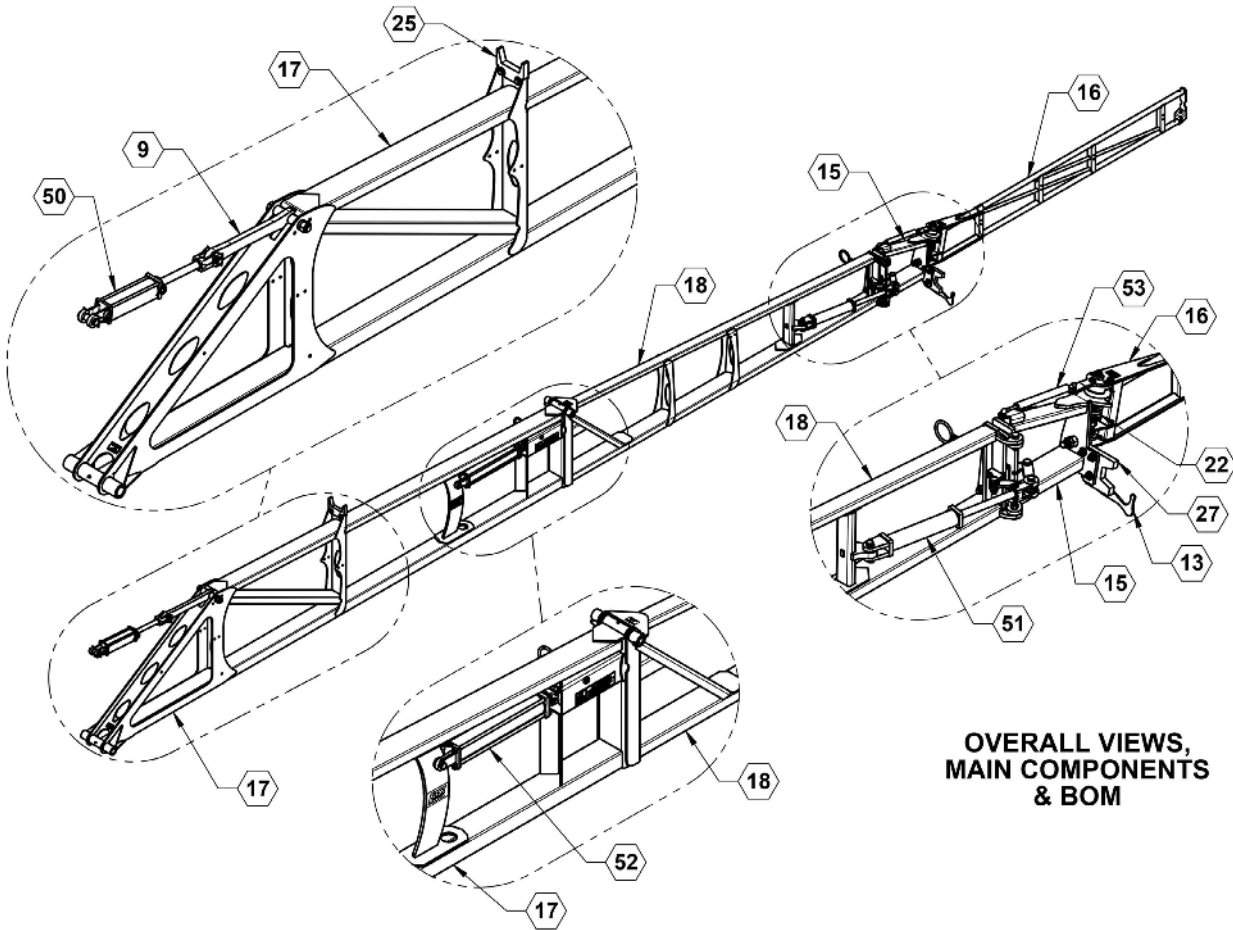
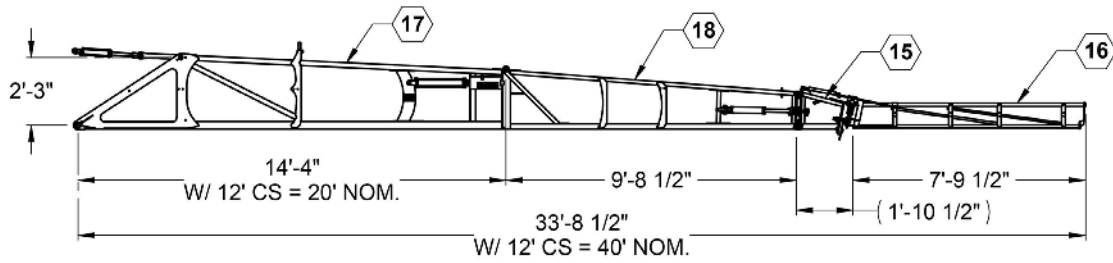


ILLUSTRATED PARTS LIST

Wings - 80, 90 & 100 Foot Boom - Standard Parts List

ITEM	PART NO.	DESCRIPTION	80, 90 & 100' Boom	80' Boom	90' Boom	100' Boom
1	14610	Breakaway Wing 93"				2
1	14600	Breakaway Wing 111"		2	2	
2	14150	Flip Wing 80'	2	2		
2	14160	Flip Wing 90'	2		2	
2	14175	Flip Wing 100'	2			2
3	11127	Pin	2			
4	135995	Cotter Pin 3/16 x 2 ZP	4			
5	9514	Flip Wing Arm	2			
6	7668	Wing Roller Machined	4			
7	534	Snap Ring External 1"	4			
8	7669	Roller Pin 1"	2			
9	117	Bolt HH 5/16 x 2" GR5 Zp	2			
10	9468	Flip Wing Pin	2			
11	236	Nut HH 5/16" Centerlock Zp	2			
12	14130	Main Wing 80' & 90'	2			
12	14165	Main Wing 100'	2			
13	154	Bolt HH 1/2 X 2 GR5 Zp	4			
14	9674	Wing Rest 1" UHMW	2			
15	260	Washer Flat 1/2" Zp	4			
16	231	Nut HH 1/2" Centerlock Zp	4			
17	209	Bolt HH 1 X 7-1/2" GR5 Zp	2			
18	14149	Link Level Boom	2			
19	242	Nut HH 1" Centerlock Zp	2			
20	759	Zerk 1/4-28	2			
21	14146	Ring Hose Holder	2			
22	223	Nut Jam	2			

Wings - Tri-Fold 40/80 Foot Boom



**OVERALL VIEWS,
MAIN COMPONENTS
& BOM**

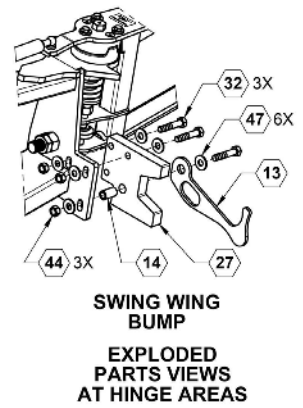
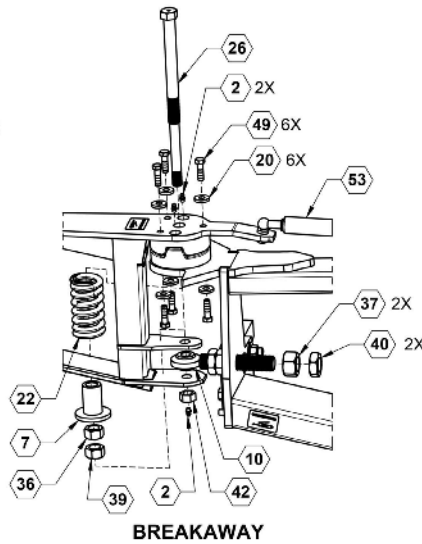
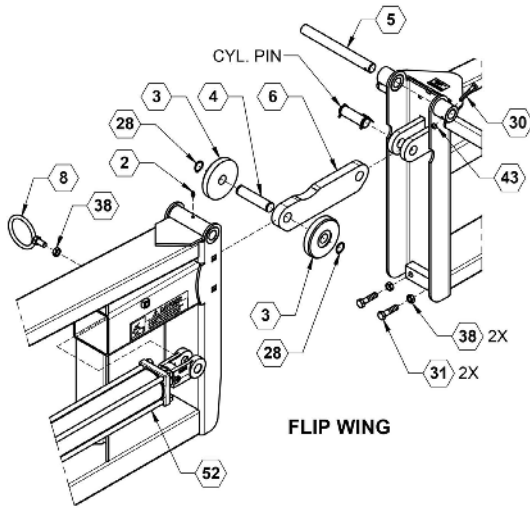
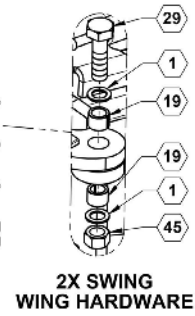
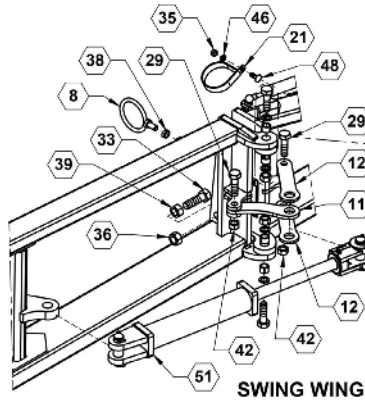
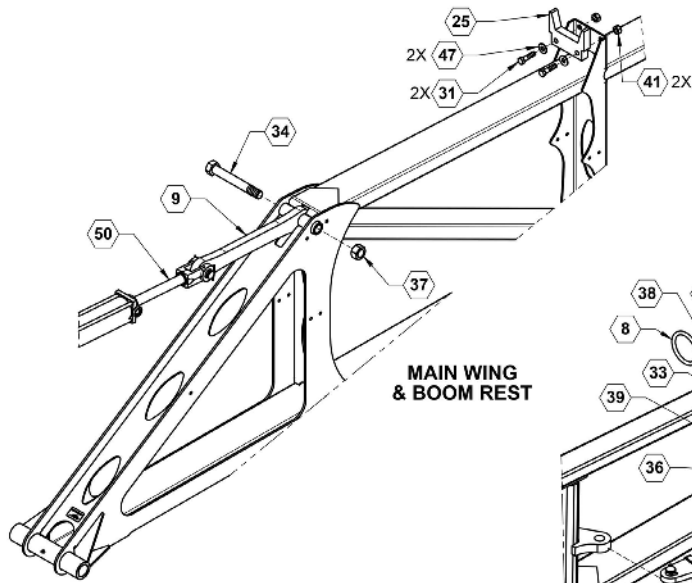


ILLUSTRATED PARTS LIST

Wings - Tri-Fold 40/80 Foot Boom Parts List

ITEM	PART NO.	QTY.	DESCRIPTION
9	14149	1	LINK, WING TILT
13	14746	1	LOCK, SWING WING
15	14825L	1	LH SWING WING, 80', 9600N
15	14825R	1	RH SWING WING, 80', 9600N
16	18300	1	WELDMENT, 93" BREAKAWAY
17	22970	1	WING, MAIN, 80' & 100' BOOM
18	22972L	1	WING, FLIP, LH, 80/40 FT BOOM
18	22972R	1	WING, FLIP, RH, 80/40 FT BOOM
22	590006	1	SPRING, COMPRESSION
25	590099	1	REST, WING
27	590117	1	BUMP, SWING WING
50	620023	1	CYLINDER, 25TD08-112 WING TILT
51	620034	1	CYLINDER, 20TD10.00-112
52	620057	1	CYLINDER, 30THC16.00-150 FLIP WING
53	790028	1	SHOCK, BREAKAWAY, HEAVY
	800014	4	DECAL, GREASE PIVOT POINTS
	800020	1	DECAL, FAST LOGO BLACK/GRAY
	800105	1	DECAL, WARNING-STAND CLEAR
	800106	2	DECAL, DANGER-STAND CLEAR
	800110	3	DECAL, AMBER REFLECTOR

Wings - Tri-Fold 40/80 Foot Boom



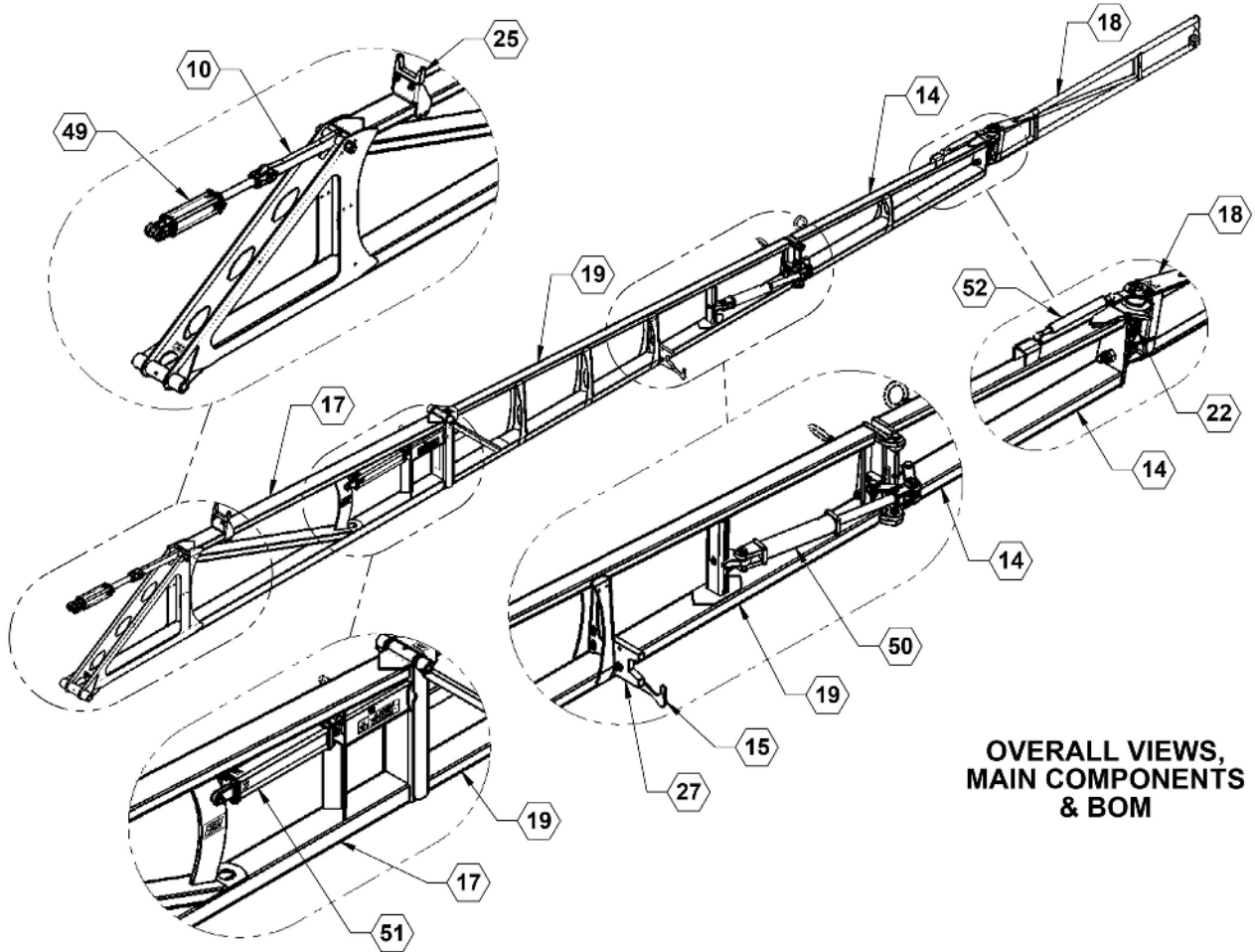
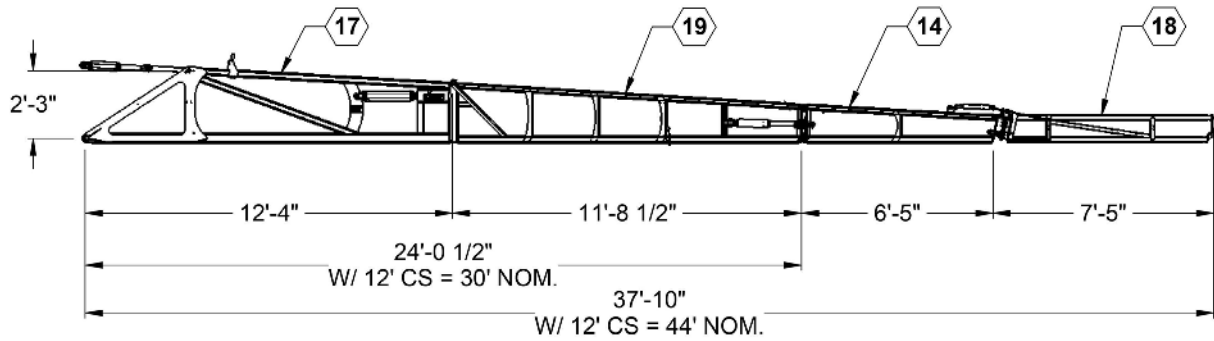


ILLUSTRATED PARTS LIST

Wings - Tri-Fold 40/80 Foot Boom Parts List

ITEM	PART NO.	QTY.	DESCRIPTION
1	568	4	BUSHING, MACHINED
2	759	5	ZERK, 1/4-28 STRAIGHT
3	7668	2	ROLLER, WING, MACHINED
4	7669	1	PIN, ROLLER, 1"
5	9468	1	PIN, FLIP WING
6	9514	1	ARM, FLIP WING
7	14013	1	SPRING GUIDE
8	14146	2	BRACKET, HOSE RING
9	14149	1	LINK, WING TILT
10	14575	1	BALL JOINT, ADJUSTMENT
11	14642	1	LINK, MIDDLE SCISSORS
12	14643	2	LINK, OUTSIDE SANDWICH
13	14746	1	LOCK, SWING WING
14	14747	1	SWING WING BUMP BUSHING
19	530307	4	BUSHING, CONEX
20	530309	6	WASHER, FLAT HEAVY 13/32 X 1
21	540052	1	P-CLAMP, 3" W/3/8" HOLE
22	590006	1	SPRING, COMPRESSION
25	590099	1	REST, WING
26	590112	1	BOLT, BREAKAWAY
27	590117	1	BUMP, SWING WING
28	590180	2	SNAP RING 1" EXTERNAL
29	590194	4	BOLT, HH 5/8-11X2-1/4, 1" GR8
30	596117M	1	BOLT, HH 5/16-18X2 GR5 MAGNI
31	596154M	4	BOLT, HH 1/2-13X2 GR5 MAGNI
32	596155M	3	BOLT, HH 1/2-13X2-1/2 GR5 MAGNI
33	596185M	1	BOLT, HH 3/4-10X2-1/2 MAGNI
34	596209M	1	BOLT, HH 1-8X7-1/2 GR5 MAGNI
35	596213M	1	NUT, HEX 3/8-16 MAGNI
36	596217M	2	NUT, HEX 3/4-10 G5 MAGNI
37	596218M	3	NUT, HEX 1-8 MAGNI
38	596223M	4	NUT, HEX JAM 1/2-13 MAGNI
39	596225M	2	NUT, HEX JAM 3/4-10 GR8 MAGNI
40	596226M	2	NUT, HEX JAM 1-8 MAGNI
41	596231M	2	NUT, HEX NYLOCK 1/2-13 MAGNI
42	596232M	3	NUT, HEX NYLOCK 5/8-11 MAGNI
43	596236M	1	NUT, CENTERLOCK, 5/16-18 MAGNI
44	596239M	3	NUT, CENTERLOCK, 1/2-13 MAGNI
45	596240M	2	NUT, CENTERLOCK, 5/8-11 MAGNI
46	596250M	1	LOCKWASHER 3/8 MAGNI
47	596260M	8	WASHER, FLAT 1/2 MAGNI
48	596592M	1	BOLT, CARRIAGE 3/8-16 X 1 MAGNI
49	596633M	6	BOLT, HH 3/8-24X1-1/4 GR8 MAGNI
50	620023	1	CYLINDER, 25TD08-112 WING TILT
51	620034	1	CYLINDER, 20TD10.00-112
52	620057	1	CYLINDER, 30THC16.00-150 FLIP WING
53	790028	1	SHOCK, BREAKAWAY, HEAVY

Wings - Tri-Fold 60/88 Foot Boom



**OVERALL VIEWS,
MAIN COMPONENTS
& BOM**

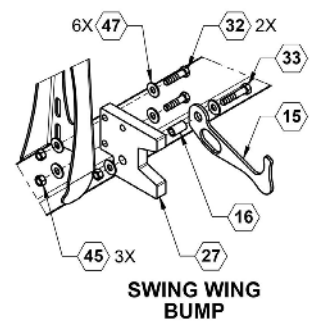
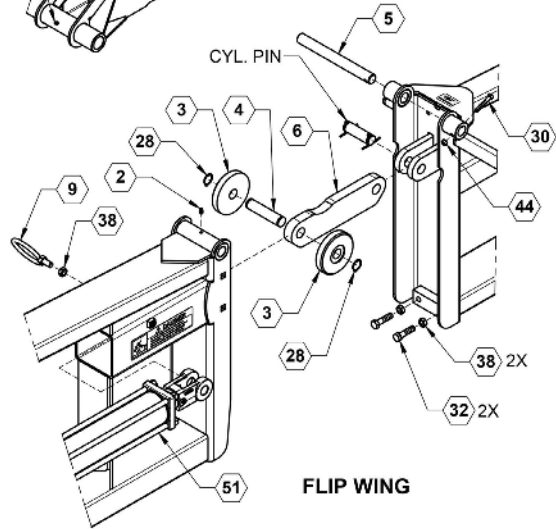
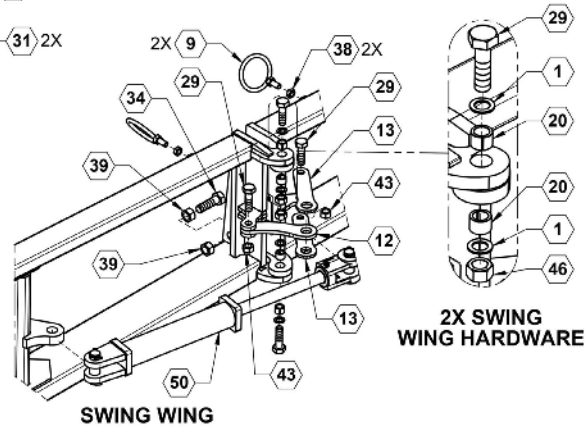
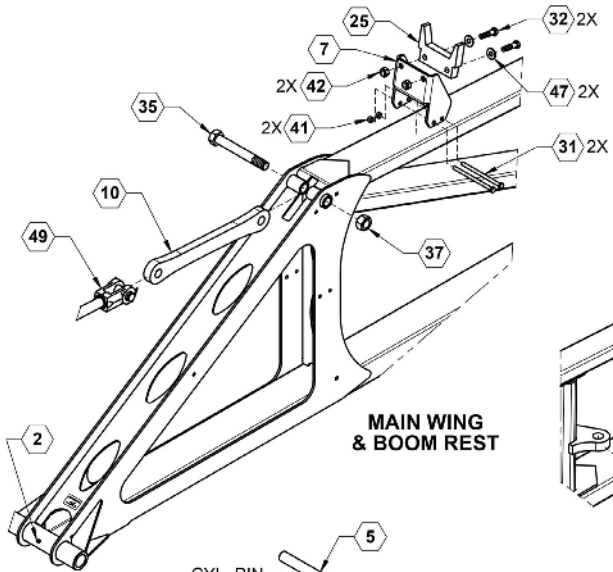


ILLUSTRATED PARTS LIST

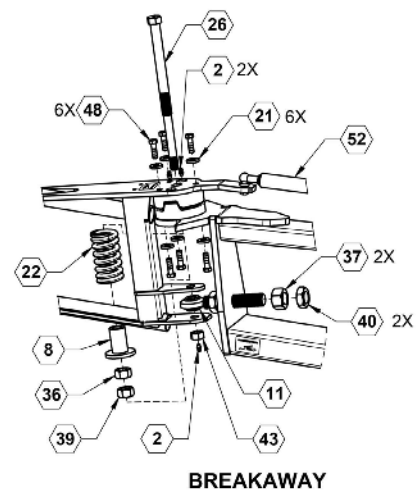
Wings - Tri-Fold 60/88 Boom Parts List

ITEM	PART NO.	QTY.	DESCRIPTION
10	14149	1	LINK, WING TILT
14	14715L	1	WING, LH SWING
14	14715R	1	WING, RH SWING
15	14746	1	LOCK, SWING WING
17	14750	1	MAIN WING, 9600N
18	14850	1	BREAKAWAY 83", WELDMENT
19	22969L	1	WING, FLIP, LH, 90FT BOOM
19	22969R	1	WING, FLIP, RH, 90FT BOOM
22	590006	1	SPRING, COMPRESSION
25	590099	1	REST, WING
27	590117	1	BUMP, SWING WING
49	620023	1	CYLINDER, 25TD08-112
50	620034	1	CYLINDER, 20TD10.00-112
51	620057	1	CYLINDER, 30THC16.00-150
52	790028	1	SHOCK, BREAKAWAY, HEAVY
	800014	4	DECAL, GREASE PIVOT POINTS
	800020	1	DECAL, FAST LOGO BLACK/GRAY
	800105	1	DECAL, WARNING-STAND CLEAR
	800106	2	DECAL, DANGER-STAND CLEAR
	800110	3	DECAL, AMBER REFLECTOR

Wings - Tri-Fold 60/88 Foot Boom



EXPLODED PARTS VIEWS AT HINGE AREAS



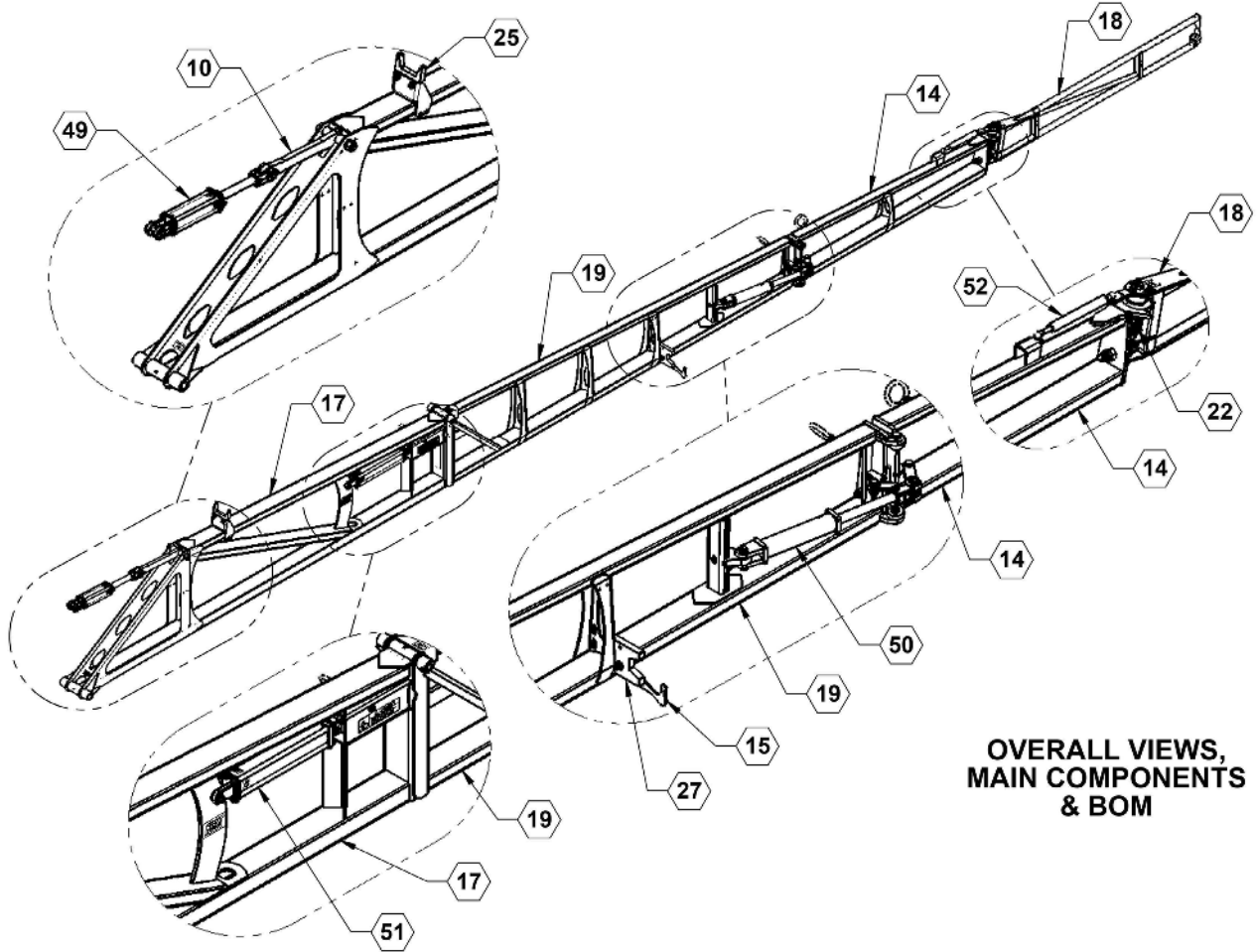
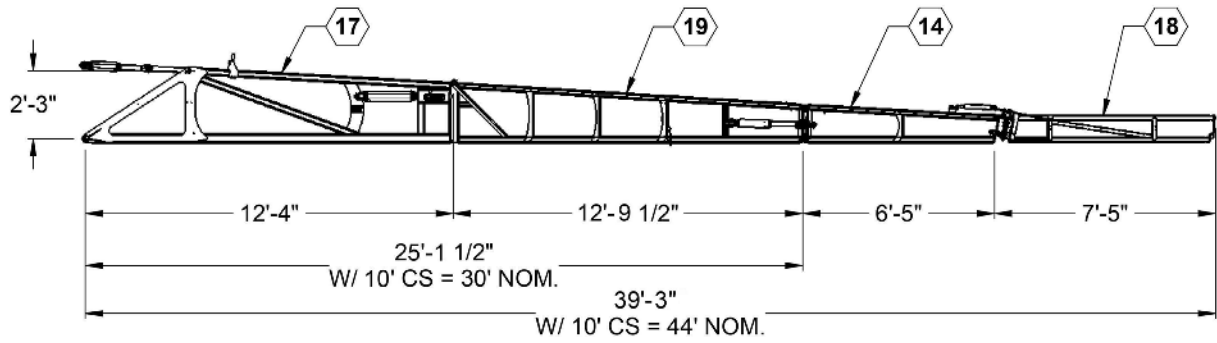


ILLUSTRATED PARTS LIST

Wings - Tri-Fold 60/88 Boom Parts List

ITEM	PART NO.	QTY.	DESCRIPTION
1	568	4	BUSHING, MACHINED
2	759	5	ZERK, 1/4-28 STRAIGHT
3	7668	2	ROLLER, WING, MACHINED
4	7669	1	PIN, ROLLER, 1"
5	9468	1	PIN, FLIP WING
6	9514	1	ARM, FLIP WING
7	12206	1	BRACKET, BOLT ON WING REST
8	14013	1	SPRING GUIDE
9	14146	3	BRACKET, HOSE RING
10	14149	1	LINK, WING TILT
11	14575	1	BALL JOINT, ADJUSTMENT
12	14642	1	LINK, MIDDLE SCISSORS
13	14643	2	LINK, OUTSIDE SANDWICH
15	14746	1	LOCK, SWING WING
16	14747	1	SWING WING BUMP BUSHING
20	530307	4	BUSHING, CONEX
21	530309	6	WASHER, FLAT HEAVY 13/32 X 1
22	590006	1	SPRING, COMPRESSION
25	590099	1	REST, WING
26	590112	1	BOLT, BREAKAWAY
27	590117	1	BUMP, SWING WING
28	590180	2	SNAP RING 1" EXTERNAL
29	590194	4	BOLT, HH 5/8-11X2-1/4, 1" GR8
30	596117M	1	BOLT, HH 5/16-18X2 GR5 MAGNI
31	596138M	2	BOLT, HH 3/8-16X6 GR5 MAGNI
32	596154M	6	BOLT, HH 1/2-13X2 GR5 MAGNI
33	596155M	1	BOLT, HH 1/2-13X2-1/2 GR5 MAGNI
34	596185M	1	BOLT, HH 3/4-10X2-1/2 MAGNI
35	596209M	1	BOLT, HH 1-8X7-1/2 GR5 MAGNI
36	596217M	1	NUT, HEX 3/4-10 G5 MAGNI
37	596218M	3	NUT, HEX 1-8 MAGNI
38	596223M	5	NUT, HEX JAM 1/2-13 MAGNI
39	596225M	3	NUT, HEX JAM 3/4-10 GR8 MAGNI
40	596226M	2	NUT, HEX JAM 1-8 MAGNI
41	596229M	2	NUT, HEX NYLOCK 3/8-16 MAGNI
42	596231M	2	NUT, HEX NYLOCK 1/2-13 MAGNI
43	596232M	3	NUT, HEX NYLOCK 5/8-11 MAGNI
44	596236M	1	NUT, CENTERLOCK, 5/16-18 MAGNI
45	596239M	3	NUT, CENTERLOCK, 1/2-13 MAGNI
46	596240M	2	NUT, CENTERLOCK, 5/8-11 MAGNI
47	596260M	8	WASHER, FLAT 1/2 MAGNI
48	596633M	6	BOLT, HH 3/8-24X1-1/4 GR8 MAGNI
49	620023	1	CYLINDER, 25TD08-112
50	620034	1	CYLINDER, 20TD10.00-112
51	620057	1	CYLINDER, 30THC16.00-150
52	790028	1	SHOCK, BREAKAWAY, HEAVY

Wings - Narrow Tri-Fold 60/88 Foot Boom



**OVERALL VIEWS,
MAIN COMPONENTS
& BOM**

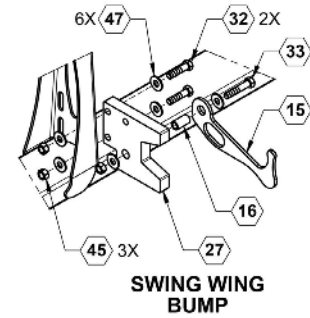
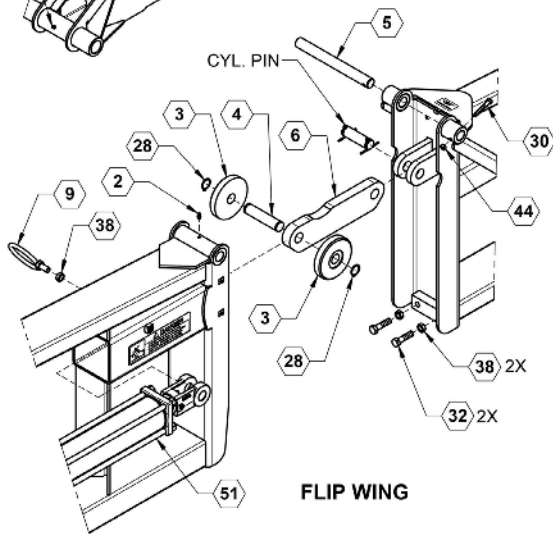
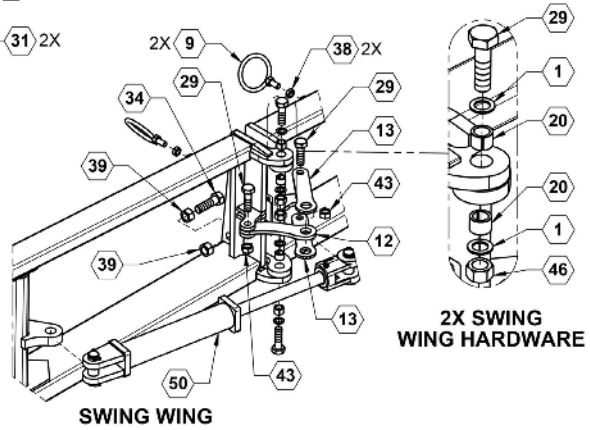
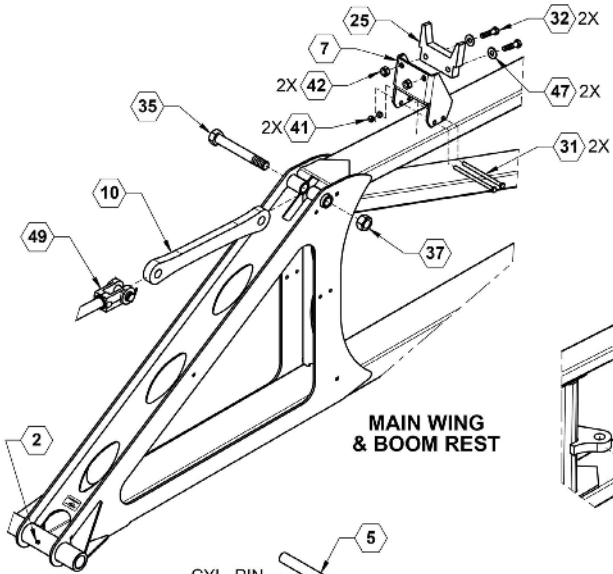


ILLUSTRATED PARTS LIST

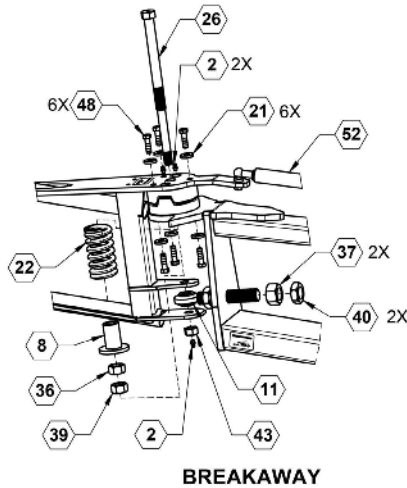
Wings - Narrow Tri-Fold 60/88 Boom Parts List

ITEM	PART NO.	QTY.	DESCRIPTION
10	14149	1	LINK, WING TILT
14	14715L	1	WING, LH SWING
14	14715R	1	WING, RH SWING
15	14746	1	LOCK, SWING WING
17	14750	1	MAIN WING, 9600N
18	14850	1	BREAKAWAY 83", WELDMENT
19	14705L	1	WING, FLIP, LH, 90FT BOOM, 9600N
19	14705R	1	WING, FLIP, RH, 90FT BOOM, 9600N
22	590006	1	SPRING, COMPRESSION
25	590099	1	REST, WING
27	590117	1	BUMP, SWING WING
49	620023	1	CYLINDER, 25TD08-112
50	620034	1	CYLINDER, 20TD10.00-112
51	620057	1	CYLINDER, 30THC16.00-150
52	790028	1	SHOCK, BREAKAWAY, HEAVY
	800014	4	DECAL, GREASE PIVOT POINTS
	800020	1	DECAL, FAST LOGO BLACK/GRAY
	800105	1	DECAL, WARNING-STAND CLEAR
	800106	2	DECAL, DANGER-STAND CLEAR
	800110	3	DECAL, AMBER REFLECTOR

Wings - Narrow Tri-Fold 60/88 Foot Boom



EXPLODED PARTS VIEWS AT HINGE AREAS



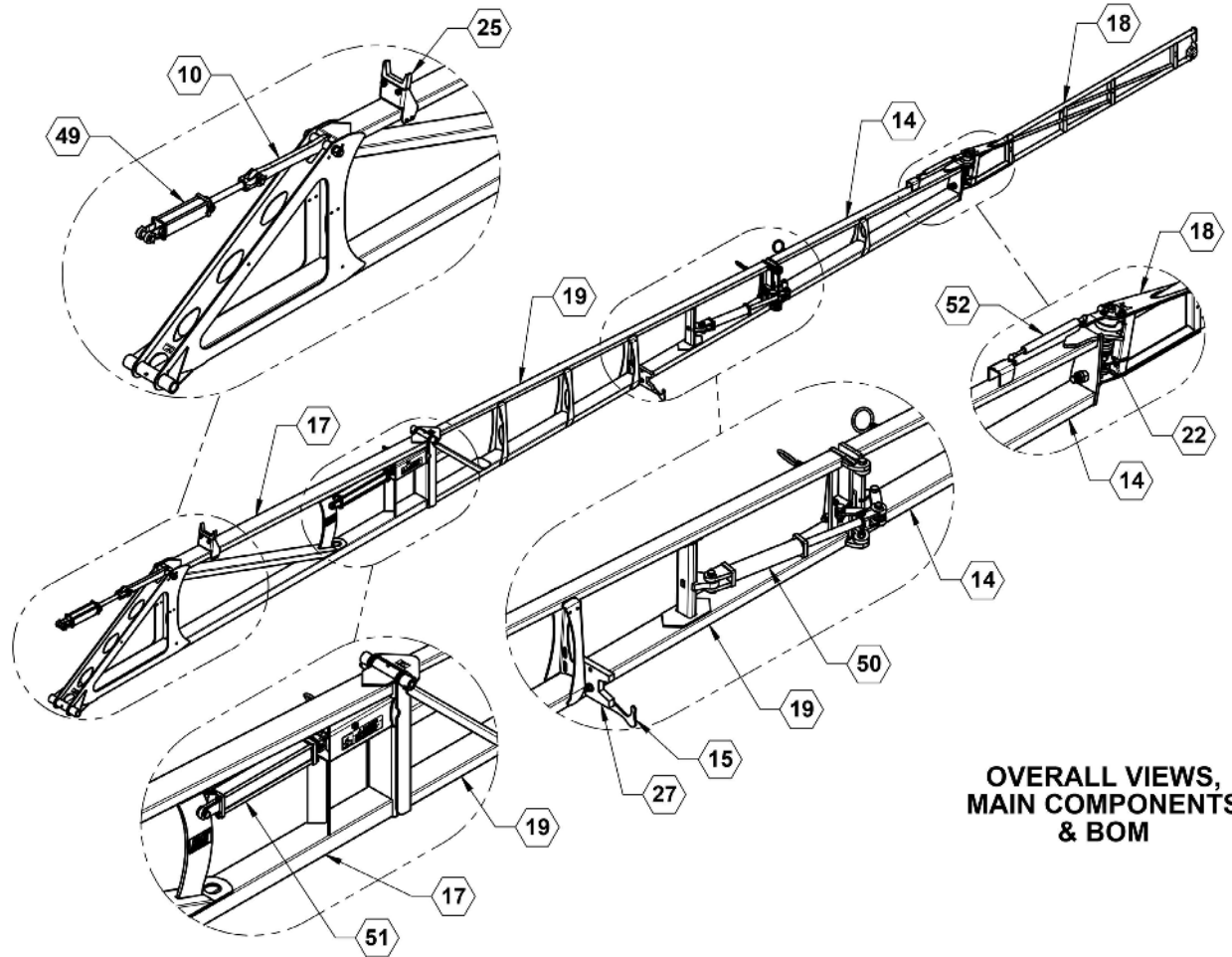
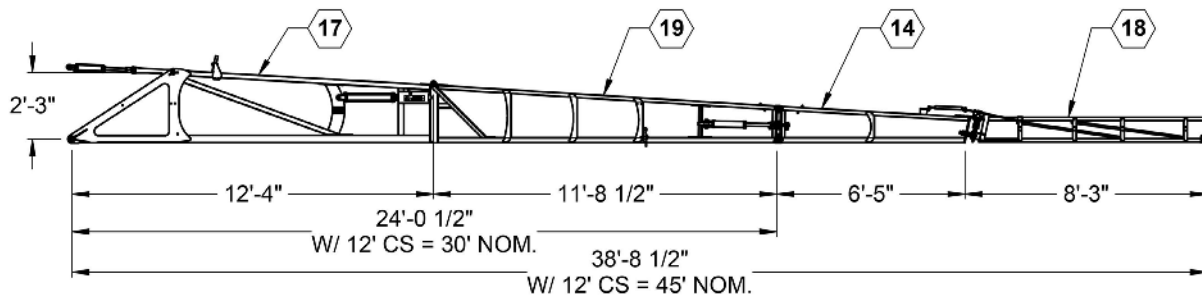


ILLUSTRATED PARTS LIST

Wings - Narrow Tri-Fold 60/88 Boom Parts List

ITEM	PART NO.	QTY.	DESCRIPTION
1	568	4	BUSHING, MACHINED
2	759	5	ZERK, 1/4-28 STRAIGHT
3	7668	2	ROLLER, WING, MACHINED
4	7669	1	PIN, ROLLER, 1"
5	9468	1	PIN, FLIP WING
6	9514	1	ARM, FLIP WING
7	12206	1	BRACKET, BOLT ON WING REST
8	14013	1	SPRING GUIDE
9	14146	3	BRACKET, HOSE RING
10	14149	1	LINK, WING TILT
11	14575	1	BALL JOINT, ADJUSTMENT
12	14642	1	LINK, MIDDLE SCISSORS
13	14643	2	LINK, OUTSIDE SANDWICH
15	14746	1	LOCK, SWING WING
16	14747	1	SWING WING BUMP BUSHING
20	530307	4	BUSHING, CONEX
21	530309	6	WASHER, FLAT HEAVY 13/32 X 1
22	590006	1	SPRING, COMPRESSION
25	590099	1	REST, WING
26	590112	1	BOLT, BREAKAWAY
27	590117	1	BUMP, SWING WING
28	590180	2	SNAP RING 1" EXTERNAL
29	590194	4	BOLT, HH 5/8-11X2-1/4, 1" GR8
30	596117M	1	BOLT, HH 5/16-18X2 GR5 MAGNI
31	596138M	2	BOLT, HH 3/8-16X6 GR5 MAGNI
32	596154M	6	BOLT, HH 1/2-13X2 GR5 MAGNI
33	596155M	1	BOLT, HH 1/2-13X2-1/2 GR5 MAGNI
34	596185M	1	BOLT, HH 3/4-10X2-1/2 MAGNI
35	596209M	1	BOLT, HH 1-8X7-1/2 GR5 MAGNI
36	596217M	1	NUT, HEX 3/4-10 G5 MAGNI
37	596218M	3	NUT, HEX 1-8 MAGNI
38	596223M	5	NUT, HEX JAM 1/2-13 MAGNI
39	596225M	3	NUT, HEX JAM 3/4-10 GR8 MAGNI
40	596226M	2	NUT, HEX JAM 1-8 MAGNI
41	596229M	2	NUT, HEX NYLOCK 3/8-16 MAGNI
42	596231M	2	NUT, HEX NYLOCK 1/2-13 MAGNI
43	596232M	3	NUT, HEX NYLOCK 5/8-11 MAGNI
44	596236M	1	NUT, CENTERLOCK, 5/16-18 MAGNI
45	596239M	3	NUT, CENTERLOCK, 1/2-13 MAGNI
46	596240M	2	NUT, CENTERLOCK, 5/8-11 MAGNI
47	596260M	8	WASHER, FLAT 1/2 MAGNI
48	596633M	6	BOLT, HH 3/8-24X1-1/4 GR8 MAGNI
49	620023	1	CYLINDER, 25TD08-112
50	620034	1	CYLINDER, 20TD10.00-112
51	620057	1	CYLINDER, 30THC16.00-150
52	790028	1	SHOCK, BREAKAWAY, HEAVY

Wings - Tri-Fold 60/90 Foot Boom



**OVERALL VIEWS,
MAIN COMPONENTS
& BOM**

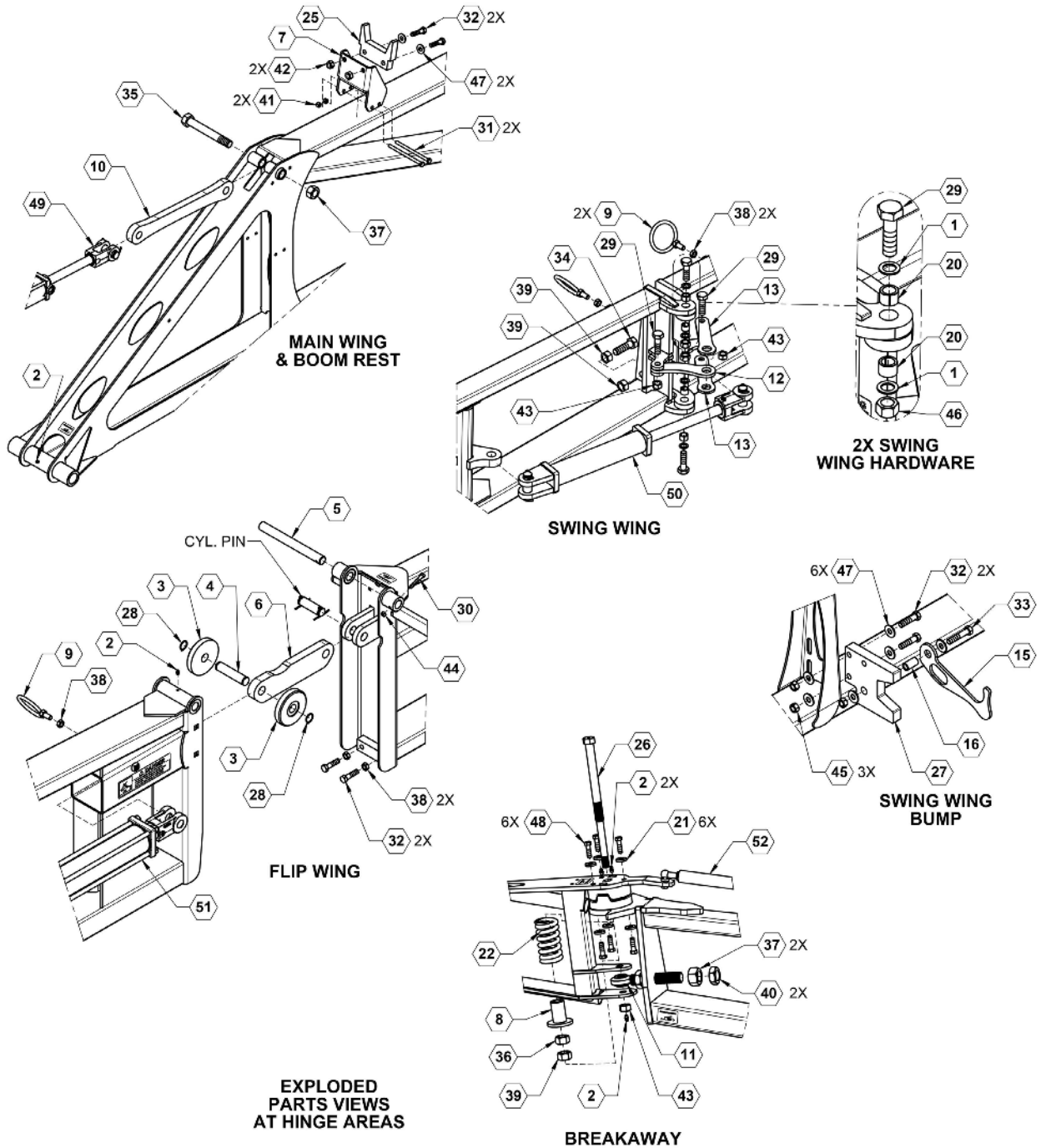


ILLUSTRATED PARTS LIST

Wings - Tri-Fold 60/90 Boom Parts List

ITEM	PART NO.	QTY.	DESCRIPTION
10	14149	1	LINK, WING TILT
14	14715L	1	WING, LH SWING
14	14715R	1	WING, RH SWING
15	14746	1	LOCK, SWING WING
17	14750	1	MAIN WING, 9600N
18	18300	1	WLDMNT, 93" BREAKAWAY
19	22969L	1	WING, FLIP, LH, 90FT BOOM
19	22969R	1	WING, FLIP, RH, 90FT BOOM
22	590006	1	SPRING, COMPRESSION
25	590099	1	REST, WING
27	590117	1	BUMP, SWING WING
49	620023	1	CYLINDER, 25TD08-112
50	620034	1	CYLINDER, 20TD10.00-112
51	620057	1	CYLINDER, 30THC16.00-150
52	790028	1	SHOCK, BREAKAWAY, HEAVY
	800014	4	DECAL, GREASE PIVOT POINTS
	800020	1	DECAL, FAST LOGO BLACK/GRAY
	800105	1	DECAL, WARNING-STAND CLEAR
	800106	2	DECAL, DANGER-STAND CLEAR
	800110	3	DECAL, AMBER REFLECTOR

Wings - Tri-Fold 60/90 Foot Boom



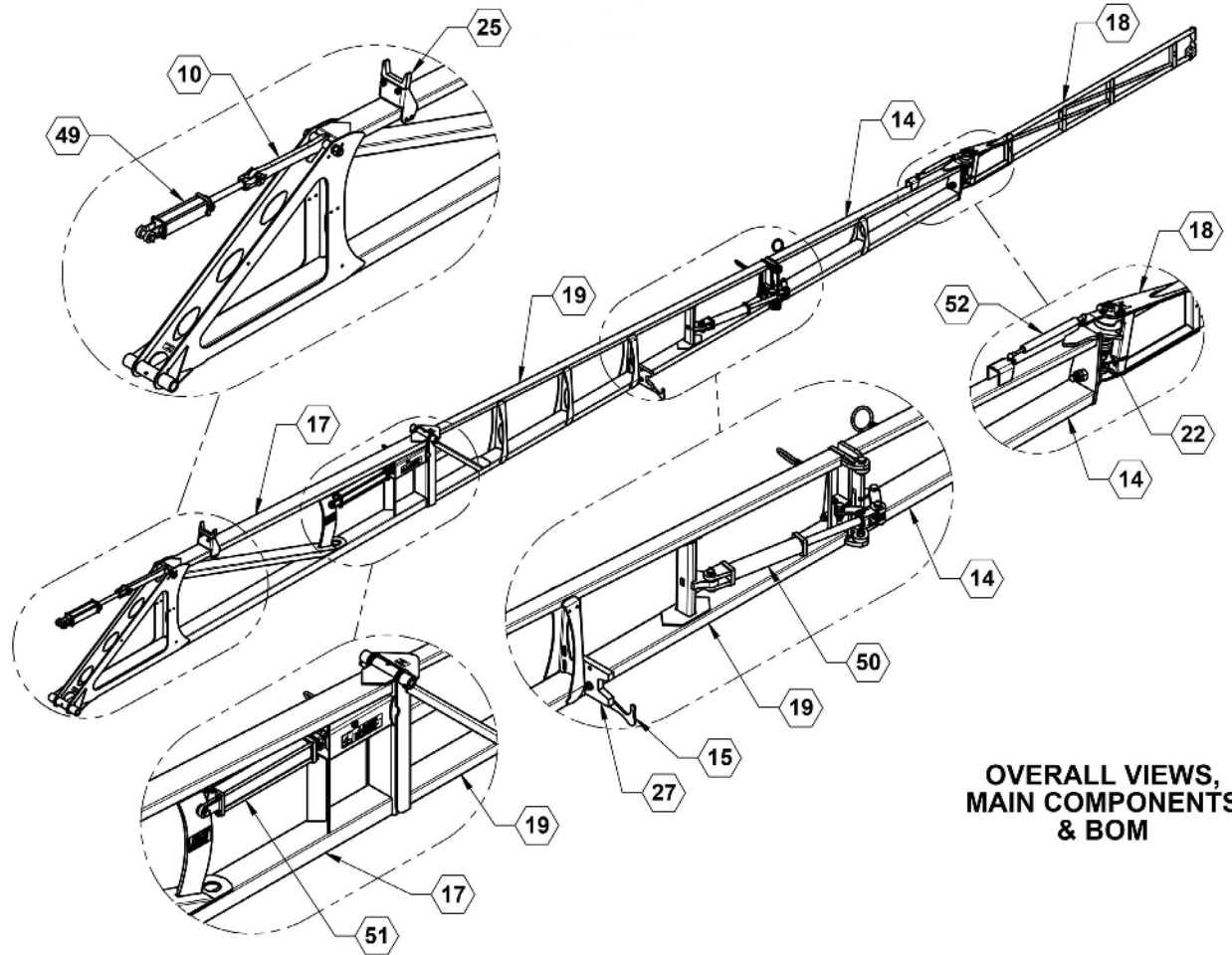
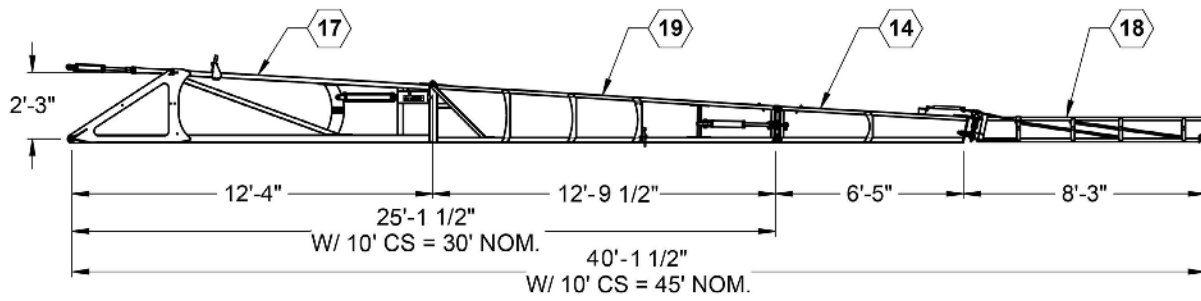


ILLUSTRATED PARTS LIST

Wings - Tri-Fold 60/90 Boom Parts List

ITEM	PART NO.	QTY.	DESCRIPTION
1	568	4	BUSHING, MACHINED
2	759	5	ZERK, 1/4-28 STRAIGHT
3	7668	2	ROLLER, WING, MACHINED
4	7669	1	PIN, ROLLER, 1"
5	9468	1	PIN, FLIP WING
6	9514	1	ARM, FLIP WING
7	12206	1	BRACKET, BOLT ON WING REST
8	14013	1	GUIDE, SPRING WELDMENT
9	14146	3	BRACKET, HOSE RING
10	14149	1	LINK, WING TILT
11	14575	1	BALL JOINT, ADJUSTMENT
12	14642	1	LINK, MIDDLE SCISSORS
13	14643	2	LINK, OUTSIDE SANDWICH
15	14746	1	LOCK, SWING WING
16	14747	1	SWING WING BUMP BUSHING
20	530307	4	BUSHING, CONEX
21	530309	6	WASHER, FLAT HEAVY 13/32 X 1
22	590006	1	SPRING, COMPRESSION
25	590099	1	REST, WING
26	590112	1	BOLT, BREAKAWAY
27	590117	1	BUMP, SWING WING
28	590180	2	SNAP RING, 1" EXTERNAL
29	590194	4	BOLT, HH 5/8-11X2-1/4, 1" GR8
30	596117M	1	BOLT, HH 5/16-18X2 GR5 MAGNI
31	596138M	2	BOLT, HH 3/8-16X6 GR5 MAGNI
32	596154M	6	BOLT, HH 1/2-13X2 GR5 MAGNI
33	596155M	1	BOLT, HH 1/2-13X2-1/2 GR5 MAGNI
34	596185M	1	BOLT, HH 3/4-10X2-1/2 MAGNI
35	596209M	1	BOLT, HH 1-8X7-1/2 GR5 MAGNI
36	596217M	1	NUT, HEX 3/4-10 MAGNI
37	596218M	3	NUT, HEX 1-8 MAGNI
38	596223M	5	NUT, HEX JAM 1/2-13 MAGNI
39	596225M	3	NUT, HEX JAM 3/4-10 GR8 MAGNI
40	596226M	2	NUT, HEX JAM 1-8 MAGNI
41	596229M	2	NUT, HEX NYLOCK 3/8-16 MAGNI
42	596231M	2	NUT, HEX NYLOCK 1/2-13 MAGNI
43	596232M	3	NUT, HEX NYLOCK 5/8-11 MAGNI
44	596236M	1	NUT, CENTERLOCK, 5/16-18 MAGNI
45	596239M	3	NUT, CENTERLOCK, 1/2-13 MAGNI
46	596240M	2	NUT, CENTERLOCK, 5/8-11 MAGNI
47	596260M	8	WASHER, FLAT 1/2 MAGNI
48	596633M	6	BOLT, HH 3/8-24X1-1/4 GR8 MAGNI
49	620023	1	CYLINDER, 25TD08-112
50	620034	1	CYLINDER, 20TD10.00-112
51	620057	1	CYLINDER, 30THC16.00-150
52	790028	1	SHOCK, BREAKAWAY, HEAVY

Wings - Narrow Tri-Fold 60/90 Foot Boom



**OVERALL VIEWS,
MAIN COMPONENTS
& BOM**

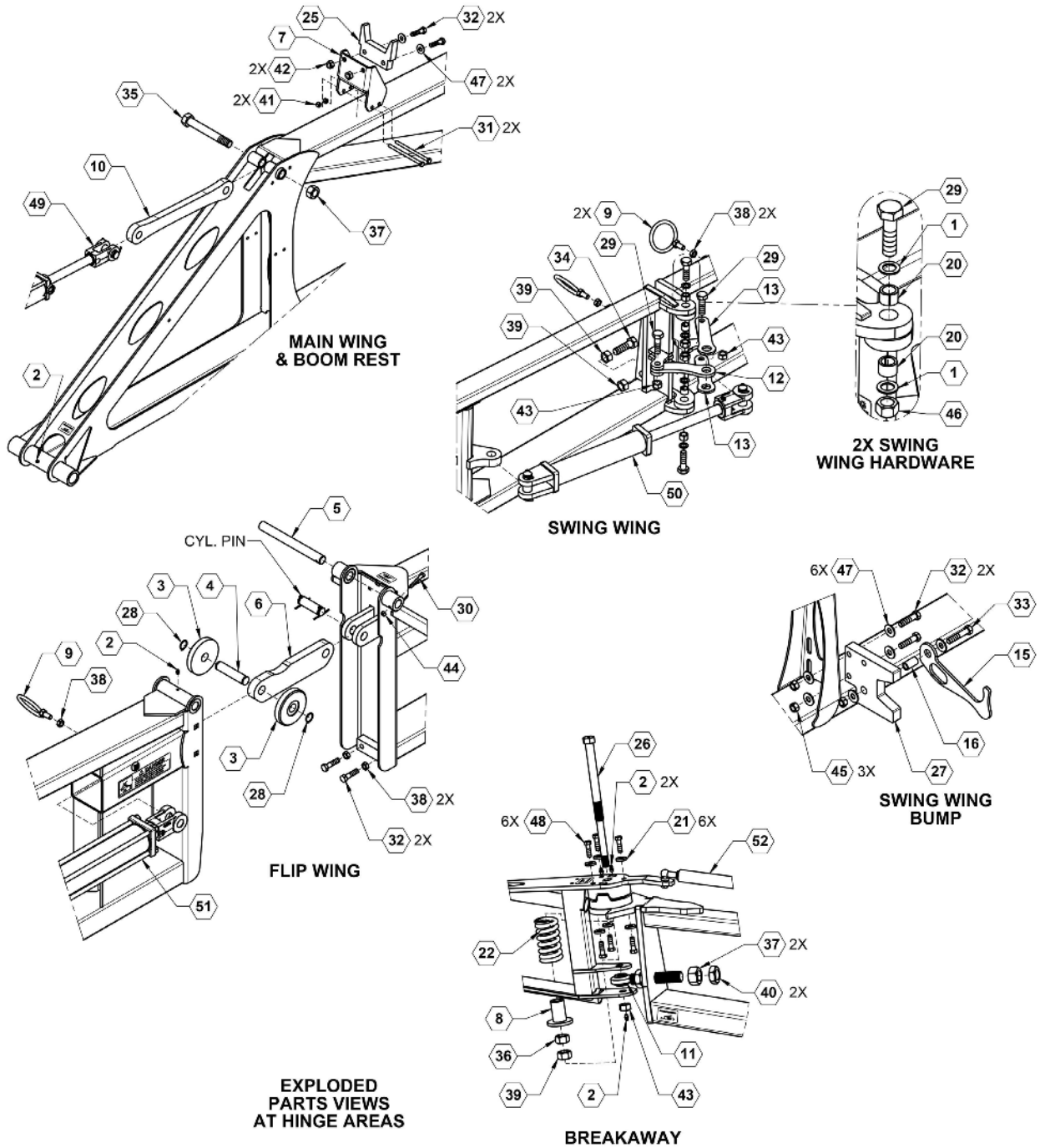


ILLUSTRATED PARTS LIST

Wings - Narrow Tri-Fold 60/90 Boom Parts List

ITEM	PART NO.	QTY.	DESCRIPTION
10	14149	1	LINK, WING TILT
14	14715L	1	WING, LH SWING
14	14715R	1	WING, RH SWING
15	14746	1	LOCK, SWING WING
17	14750	1	MAIN WING, 9600N
18	18300	1	WLDMNT, 93" BREAKAWAY
19	14705L	1	WING, FLIP, LH, 90FT BOOM, 9600N
19	14705R	1	WING, FLIP, RH, 90FT BOOM, 9600N
22	590006	1	SPRING, COMPRESSION
25	590099	1	REST, WING
27	590117	1	BUMP, SWING WING
49	620023	1	CYLINDER, 25TD08-112
50	620034	1	CYLINDER, 20TD10.00-112
51	620057	1	CYLINDER, 30THC16.00-150
52	790028	1	SHOCK, BREAKAWAY, HEAVY
	800014	4	DECAL, GREASE PIVOT POINTS
	800020	1	DECAL, FAST LOGO BLACK/GRAY
	800105	1	DECAL, WARNING-STAND CLEAR
	800106	2	DECAL, DANGER-STAND CLEAR
	800110	3	DECAL, AMBER REFLECTOR

Wings - Narrow Tri-Fold 60/90 Foot Boom



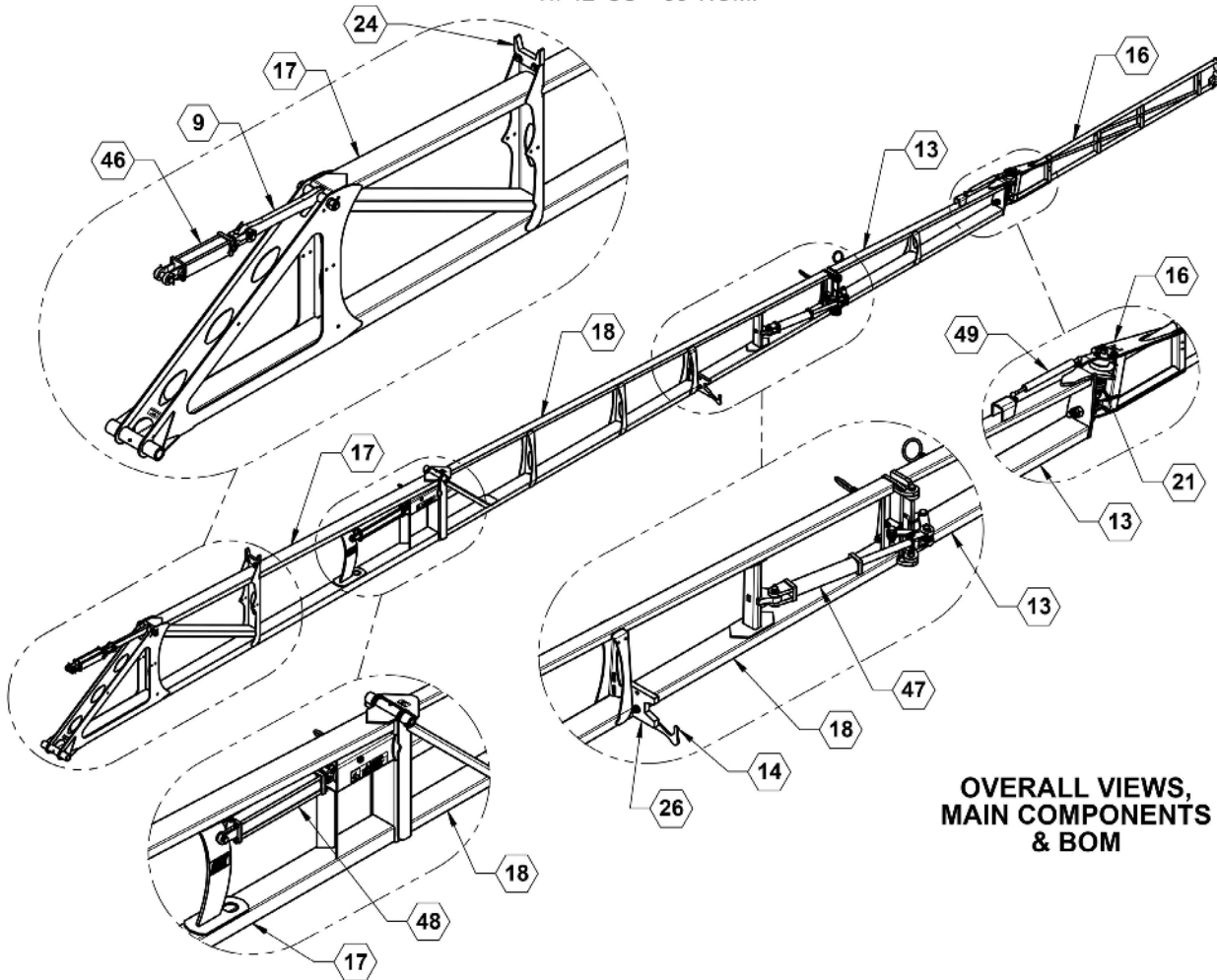
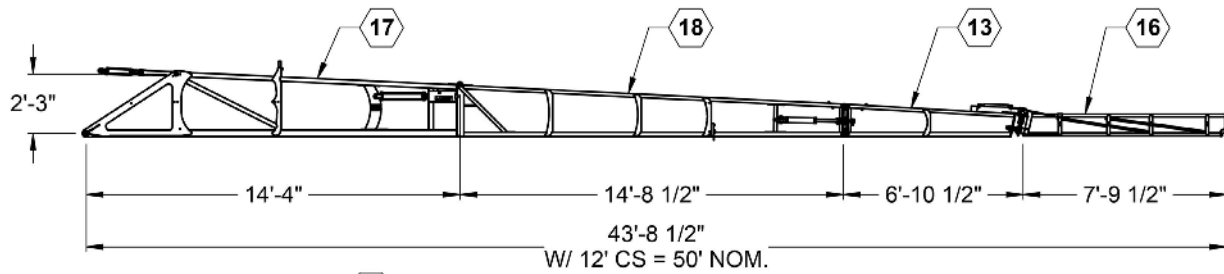


ILLUSTRATED PARTS LIST

Wings - Narrow Tri-Fold 60/90 Boom Parts List

ITEM	PART NO.	QTY.	DESCRIPTION
1	568	4	BUSHING, MACHINED
2	759	5	ZERK, 1/4-28 STRAIGHT
3	7668	2	ROLLER, WING, MACHINED
4	7669	1	PIN, ROLLER, 1"
5	9468	1	PIN, FLIP WING
6	9514	1	ARM, FLIP WING
7	12206	1	BRACKET, BOLT ON WING REST
8	14013	1	GUIDE, SPRING WELDMENT
9	14146	3	BRACKET, HOSE RING
10	14149	1	LINK, WING TILT
11	14575	1	BALL JOINT, ADJUSTMENT
12	14642	1	LINK, MIDDLE SCISSORS
13	14643	2	LINK, OUTSIDE SANDWICH
15	14746	1	LOCK, SWING WING
16	14747	1	SWING WING BUMP BUSHING
20	530307	4	BUSHING, CONEX
21	530309	6	WASHER, FLAT HEAVY 13/32 X 1
22	590006	1	SPRING, COMPRESSION
25	590099	1	REST, WING
26	590112	1	BOLT, BREAKAWAY
27	590117	1	BUMP, SWING WING
28	590180	2	SNAP RING, 1" EXTERNAL
29	590194	4	BOLT, HH 5/8-11X2-1/4, 1" GR8
30	596117M	1	BOLT, HH 5/16-18X2 GR5 MAGNI
31	596138M	2	BOLT, HH 3/8-16X6 GR5 MAGNI
32	596154M	6	BOLT, HH 1/2-13X2 GR5 MAGNI
33	596155M	1	BOLT, HH 1/2-13X2-1/2 GR5 MAGNI
34	596185M	1	BOLT, HH 3/4-10X2-1/2 MAGNI
35	596209M	1	BOLT, HH 1-8X7-1/2 GR5 MAGNI
36	596217M	1	NUT, HEX 3/4-10 MAGNI
37	596218M	3	NUT, HEX 1-8 MAGNI
38	596223M	5	NUT, HEX JAM 1/2-13 MAGNI
39	596225M	3	NUT, HEX JAM 3/4-10 GR8 MAGNI
40	596226M	2	NUT, HEX JAM 1-8 MAGNI
41	596229M	2	NUT, HEX NYLOCK 3/8-16 MAGNI
42	596231M	2	NUT, HEX NYLOCK 1/2-13 MAGNI
43	596232M	3	NUT, HEX NYLOCK 5/8-11 MAGNI
44	596236M	1	NUT, CENTERLOCK, 5/16-18 MAGNI
45	596239M	3	NUT, CENTERLOCK, 1/2-13 MAGNI
46	596240M	2	NUT, CENTERLOCK, 5/8-11 MAGNI
47	596260M	8	WASHER, FLAT 1/2 MAGNI
48	596633M	6	BOLT, HH 3/8-24X1-1/4 GR8 MAGNI
49	620023	1	CYLINDER, 25TD08-112
50	620034	1	CYLINDER, 20TD10.00-112
51	620057	1	CYLINDER, 30THC16.00-150
52	790028	1	SHOCK, BREAKAWAY, HEAVY

Wings - Tri-Fold 100 Foot Boom



**OVERALL VIEWS,
MAIN COMPONENTS
& BOM**

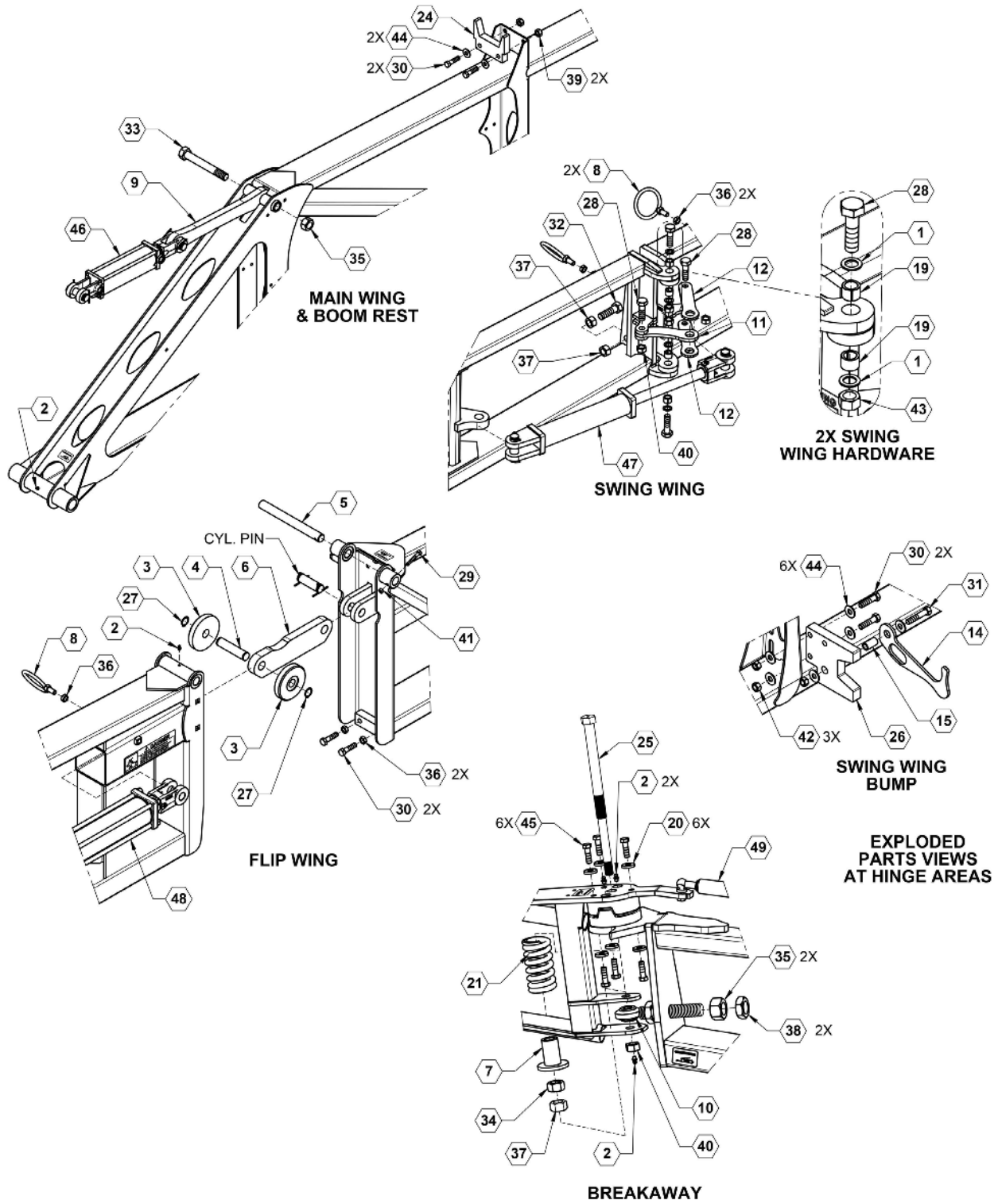


ILLUSTRATED PARTS LIST

Wings - Tri-Fold 100 Boom Parts List

ITEM	PART NO.	QTY.	DESCRIPTION
9	14149	1	LINK, WING TILT
13	14715L	1	WING, LH SWING
13	14715R	1	WING, RH SWING
14	14746	1	LOCK, SWING WING
16	18300	1	WELDMENT, 93" BREAKAWAY
17	22970	1	WING, MAIN, 80' & 100' BOOM
18	22971L	1	WING, FLIP, LH, 100' BOOM
18	22971R	1	WING, FLIP, RH, 100' BOOM
21	590006	1	SPRING, COMPRESSION
24	590099	1	REST, WING
26	590117	1	BUMP, SWING WING
46	620023	1	CYLINDER, 25TD08-112 WING TILT
47	620034	1	CYLINDER, 20TD10.00-112
48	620057	1	CYLINDER, 30THC16.00-150 FLIP WING
49	790028	1	SHOCK, BREAKAWAY, HEAVY
	800014	4	DECAL, GREASE PIVOT POINTS
	800020	1	DECAL, FAST LOGO BLACK/GRAY
	800105	1	DECAL, WARNING-STAND CLEAR
	800106	2	DECAL, DANGER-STAND CLEAR
	800110	3	DECAL, AMBER REFLECTOR

Wings - Tri-Fold 100 Foot Boom



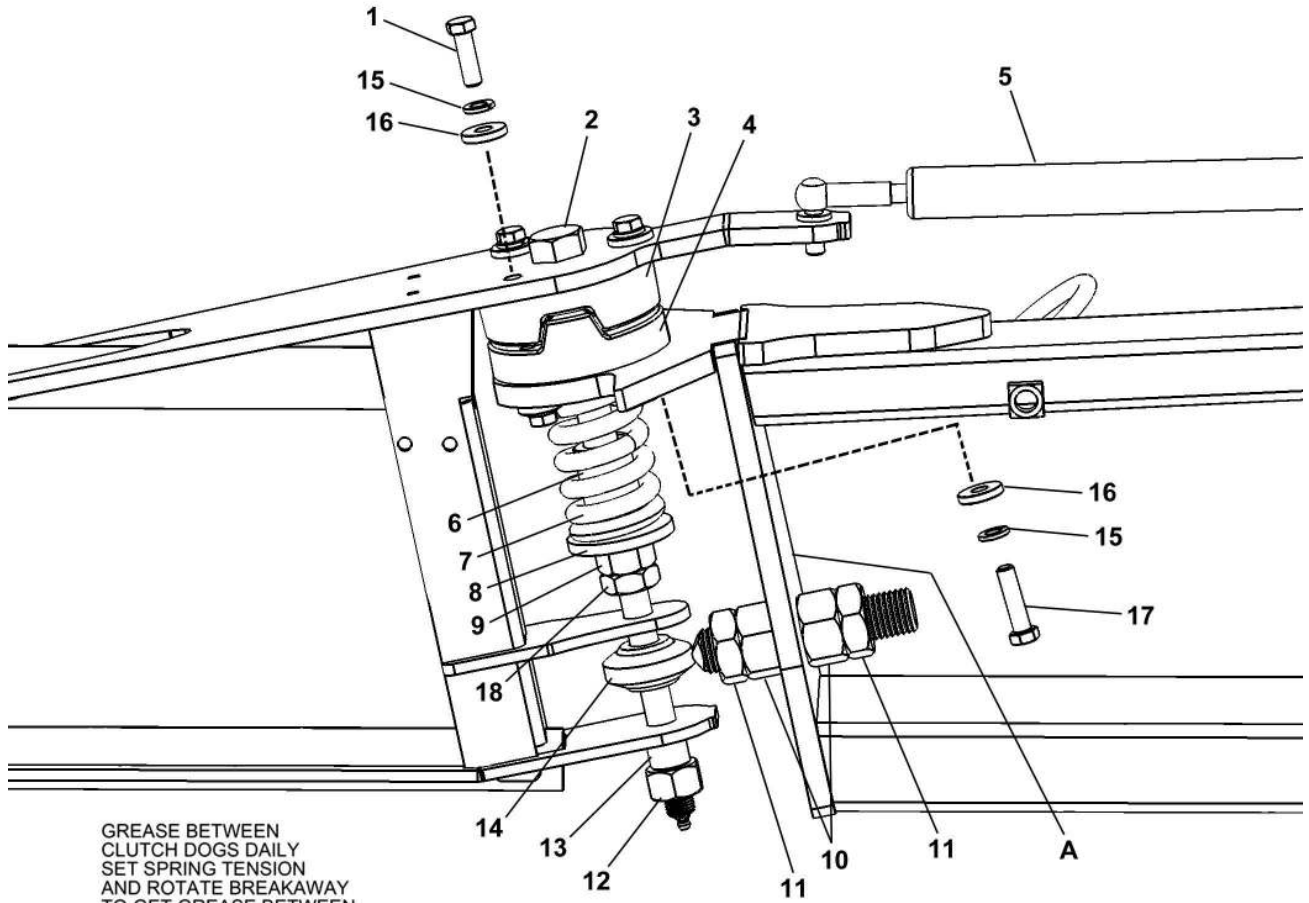


ILLUSTRATED PARTS LIST

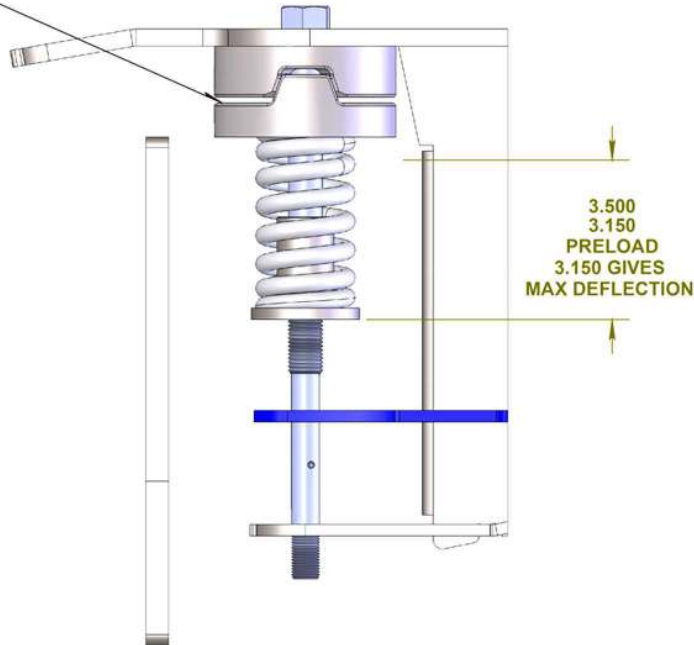
Wings - Tri-Fold 100 Boom Parts List

ITEM	PART NO.	QTY.	DESCRIPTION
1	568	4	BUSHING, MACHINED
2	759	5	ZERK, 1/4-28 STRAIGHT
3	7668	2	ROLLER, WING, MACHINED
4	7669	1	PIN, ROLLER, 1"
5	9468	1	PIN, FLIP WING
6	9514	1	ARM, FLIP WING
7	14013	1	SPRING GUIDE
8	14146	3	BRACKET, HOSE RING
9	14149	1	LINK, WING TILT
10	14575	1	BALL JOINT, ADJUSTMENT
11	14642	1	LINK, MIDDLE SCISSORS
12	14643	2	LINK, OUTSIDE SANDWICH
14	14746	1	LOCK, SWING WING
15	14747	1	SWING WING BUMP BUSHING
19	530307	4	BUSHING, CONEX
20	530309	6	WASHER, FLAT HEAVY 13/32 X 1
21	590006	1	SPRING, COMPRESSION
24	590099	1	REST, WING
25	590112	1	BOLT, BREAKAWAY
26	590117	1	BUMP, SWING WING
27	590180	2	SNAP RING 1" EXTERNAL
28	590194	4	BOLT, HH 5/8-11X2-1/4, 1" GR8
29	596117M	1	BOLT, HH 5/16-18X2 GR5 MAGNI
30	596154M	6	BOLT, HH 1/2-13X2 GR5 MAGNI
31	596155M	1	BOLT, HH 1/2-13X2-1/2 GR5 MAGNI
32	596185M	1	BOLT, HH 3/4-10X2-1/2 MAGNI
33	596209M	1	BOLT, HH 1-8X7-1/2 GR5 MAGNI
34	596217M	1	NUT, HEX 3/4-10 G5 MAGNI
35	596218M	3	NUT, HEX 1-8 MAGNI
36	596223M	5	NUT, HEX JAM 1/2-13 MAGNI
37	596225M	3	NUT, HEX JAM 3/4-10 GR8 MAGNI
38	596226M	2	NUT, HEX JAM 1-8 MAGNI
40	596232M	3	NUT, HEX NYLOCK 5/8-11 MAGNI
41	596236M	1	NUT, CENTERLOCK, 5/16-18 MAGNI
42	596239M	3	NUT, CENTERLOCK, 1/2-13 MAGNI
43	596240M	2	NUT, CENTERLOCK, 5/8-11 MAGNI
44	596260M	8	WASHER, FLAT 1/2 MAGNI
45	596633M	6	BOLT, HH 3/8-24X1-1/4 GR8 MAGNI
46	620023	1	CYLINDER, 25TD08-112 WING TILT
47	620034	1	CYLINDER, 20TD10.00-112
48	620057	1	CYLINDER, 30THC16.00-150 FLIP WING
49	790028	1	SHOCK, BREAKAWAY, HEAVY

Breakaway Pivot



GREASE BETWEEN CLUTCH DOGS DAILY SET SPRING TENSION AND ROTATE BREAKAWAY TO GET GREASE BETWEEN SURFACES



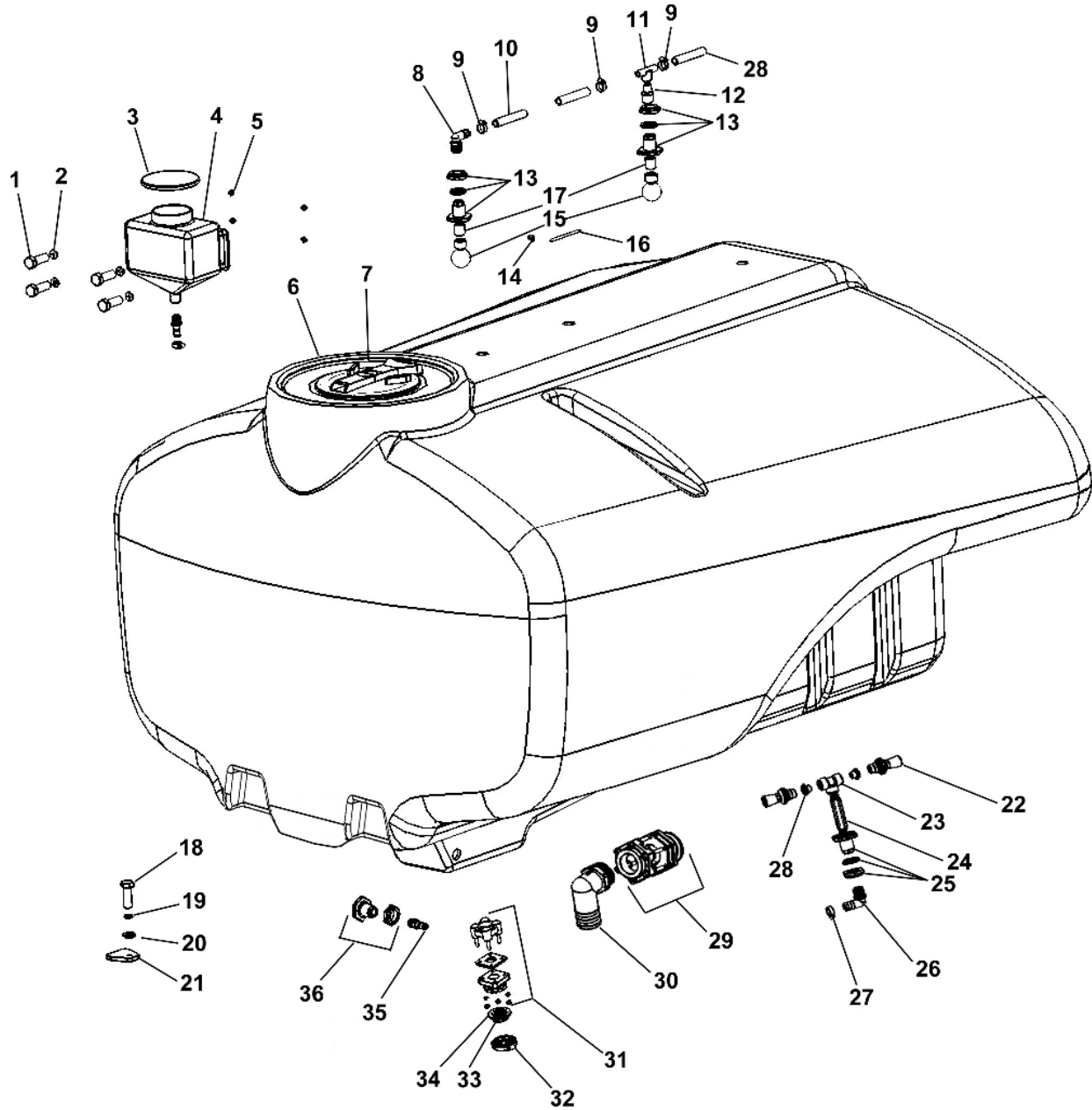


ILLUSTRATED PARTS LIST

Breakaway Pivot Parts List

ITEM	VENDOR PART NO.	PART NO.	QTY.	DESCRIPTION
1		596633M	6	Bolt Hex Head 3/8-24 x 1-1/4 GR8 Magni
2		590112	1	Bolt Hex Head Breakaway Pivot
3	14457	590074	1	20° Clutch Male Half
4	14458	590073	1	20° Clutch Female Half
5	EL-2X3X2-046	790028	1	Shock Breakaway, Heavy
6		13611	1	Spring Guide Tube
7		590006	1	Spring, Breakaway
8		14013	1	Guide, Spring Breakaway
9		217	1	Nut Hex Head 3/4" Zp
10		799	2	Nut Hex Head 1" Zp
11		226	2	Nut Hex Head Jam 1" Zp
12		216	1	Nut Hex Head 5/8 Zp
13		14268	1	Collar
14		14575	1	Breakaway Adjustment Bolt
15		250	6	Lock Washer 3/8 Zp
16		530309	6	Flat Washer Heavy 3/8
17		368	3	Bolt Hex Head 3/8 x 1-1/2 GR8 Zp
18		225	1	Nut Hex Head Jam 3/4" Zp
19		12388	1	Early Unit Update - Replaces 3/4" #14 when plate (A) has a 3/4 x 1-1/2" Slot

Tank Assembly



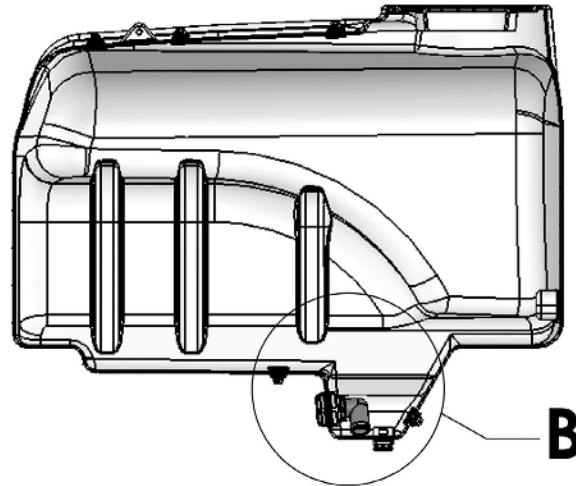


ILLUSTRATED PARTS LIST

Tank Assembly Parts List

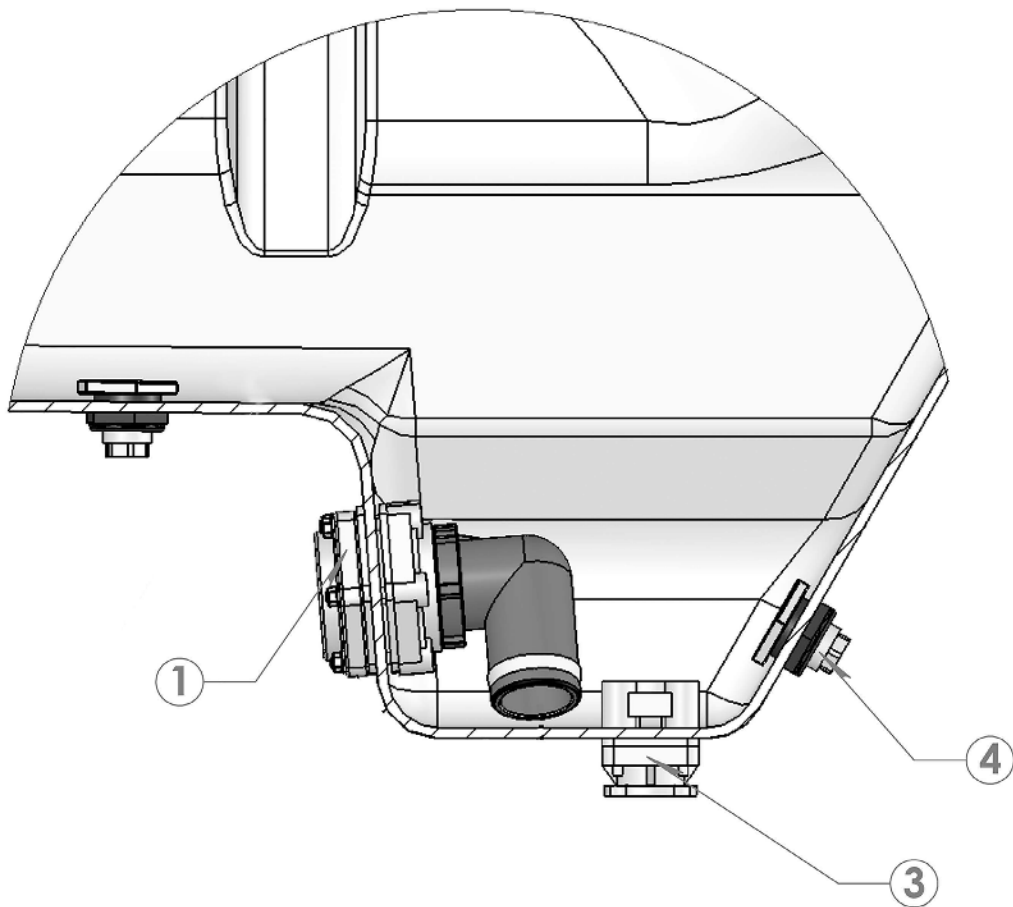
ITEM	VENDOR PART NO.	PART NO.	QTY.	DESCRIPTION
1		129	4	Bolt HH 3/8 X 1-1/2 GR5 Zp
2		258	4	Washer Flat 3/8 Zp
3		10522	1	5" Vented Lid
4		570038	1	Rinse Tank 2.5 Gallon, Yellow
4	SP002-5SYLS	570044	1	Rinse Tank 2.5 Gallon, White
4	SP0005-SQ5	570125	1	Rinse Tank 5 Gallon, Yellow, 5" Screw on Lid
5		169	4	Nut HH 3/8 Whizlock Zp
6	13260W	570007	1	1000 Gallon Tank White, With Bungs, No Lid
	13260Y	570008	1	1000 Gallon Tank Yellow, With Bungs, No Lid
	13261W	570009	1	1350 Gallon Tank White, With Bungs, No Lid
	13261Y	570010	1	1350 Gallon Tank Yellow, With Bungs, No Lid
7	10516	570070	1	Lid, Hytek
8	HB10075-90	530042	1	Hose Barb 1" MPT X 3/4" HB X 90°
9	64012H	540013	4	Clamp, Hose 3/4" SS
10	3/4BH200	510012	36"	Hose 3/4" EDPM
11	3T34F	530220	1	3/4" Tee HB X 3/4" FPT
12	RN100075	530148	1	Nipple Reducer 1" X 3/4"
13	67172	530160	2	Bulkhead Fitting 3/4"
14	44103211	530004	2	Connector 90° 1/4 Tube X 1/4 NPT
15	TJ-55270-3.4-18-POM	520012	2	Tank Rinse Ball
16	2T20-604	510024	120"	LLDP 1/4" OD Poly Tubing
17	BJ-NIP075-6	530130	2	Nipple 3/4 x 6"
18		170	2	Bolt HH 5/8 X 2 GR5 Zp
19		253	2	Washer Lock 5/8" Zp
20		261	2	Washer Flat 5/8" Zp
21	10244	590023	2	Holddown Tab Poly
22	Y33180-PP	520028	2	Agitation Nozzle
23	HBT075	530054	1	Tee 3/4" Hose Barb
24	NIP075-6	530130	1	Nipple 3/4" X 6"
25	TF075	530160	1	Bulkhead Fitting 3/4" Banjo
26	HB075-90	530040	1	Hose Barb 3/4" X 90°
27	64012H	540013	1	Clamp Hose 3/4" SS
28	RB075038	530140	2	Bushing Reducer 1/2 x 3/8"
29	BJMF300	530120	1	Bottom Drain 3"
30	HB300-90	530053	1	Hose Barb Elbow 3" 90°
31	MBF200BD	530118	1	Bottom Drain 2" Standard Port
32	FC200	540001	1	Flange Clamp 2" Standard Port
33	M200PLG	530093	1	Plug 2" Standard Port
34	150G	530014	1	Gasket 2" Standard Port
35	HB075	530230	1	Hose Barb 3/4"
36	TF075	530160	1	Bulkhead Fitting 3/4" Banjo

Tank



SECTION A-A

DETAIL B





ILLUSTRATED PARTS LIST

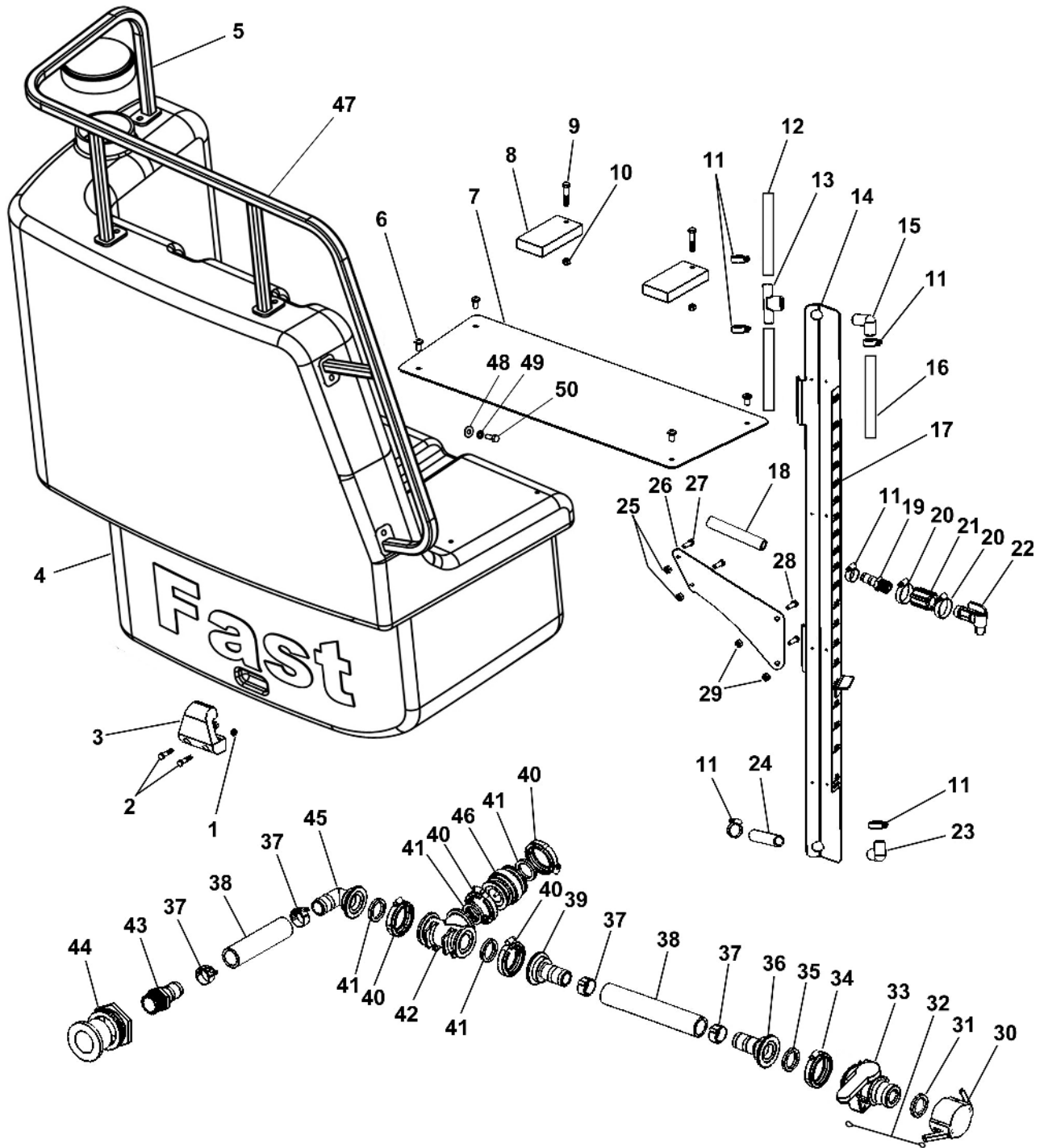
Tank Assembly Parts List

ITEM	VENDOR PART NO.	QTY.	DESCRIPTION
1	13791	1	SUMP ASSEMBLY
3	MBF15020 BD	1	FITTING, 1-1/2" BULKHEAD
4	TF075 .75 BULKHEAD FITTING	1	3/4" BULKHEAD FITTING



ILLUSTRATED PARTS LIST

Rinse Tank, Plumbing & Sight Gauge





ILLUSTRATED PARTS LIST

Rinse Tank, Plumbing & Sight Gauge Parts List

ITEM	VENDOR PART NO.	PART NO.	QTY.	DESCRIPTION
1		228	2	Nut HH 5/16" Nylock Zp
2		116	2	Bolt HH 5/16 X 1-1/2 GR5 Zp
3	10643	590022	2	Poly Rinse Tank Holddown
4	10602W	570003	1	Tank Rinse 100 Gallon White
	10602Y	570004	1	Tank Rinse 100 Gallon Yellow
	10918		1	ACE Fitting
5	AR-10522		1	5" Vented Lid
6		607	4	Bolt Truss Head 3/8 X 3/4 Zp
7		10612	1	Platform Top Safety Plate
8		10669	2	Poly Rinse Tank Holddown
9		130	2	Bolt HH 3/8 X 2 GR5 Zp
10		769	2	Nut HH 3/8" W hizlock Zp
11	64012	540013	5	Clamp Hose 3/4"
12	15017503	510008	6"	Hose EVA 3/4"
13	3T34F	530220	1	Tee Hose Barb X 3/4 NPTF
14		10921	1	Formed Sight Guage Support 1000 Gallon
		10919	1	Formed Sight Guage Support 1250 Gallon
15	3EL34	530210	1	Hose Barb Elbow 3/4"HB X 3/4"NPTM
16	15007008	510006	66.5"	Hose Vinyl Clear 3/4" 1000 Gallon
17	13595	800040	1	Decal Gallon 1000 Gallon Tank
NS	13596	800041	1	Decal Gallon 1250 Gallon Tank
18	15007008	510006	40"	Hose Vinyl Clear 3/4"
19	HB075	530230	1	Hose Barb 3/4"
20	64020H	540015	2	Clamp Hose 1-1/2"
21	CPLG075	530235	1	Coupling 3/4" Npt
22	DF-103	510022	1	Flo-Rite Faucet
23	3EL34HB	530214	1	Hose Barb 90°
24	15007008	510006	58"	Hose Vinyl Clear 3/4"
25		768	2	Nut HH 5/16 W hizlock Zp
26		10818	1	Sight Guage Support Bracket
27		115	2	Bolt HH 5/16 X 1 GR5 Zp
28		152	2	Bolt HH 1/2 X 1 GR5 Zp
29		771	2	Nut HH 1/2" W hizlock
30	200CAP	530017	1	2" Cam Lock Cap W /530019 Gasket
31	200G	530019	7	Gasket 2" Standard Thickness
	200GXT		SP	Gasket 2" Extra Thick
32	HN-79.12	530179	1	Lynard 12"
33	VSF200CF	500037	1	Valve Manifold X 2" Male Adapter
34	FC200	540001	6	Clamp Manifold 2" Standard Port
35	150G	530014	1	Gasket 2"
36	M 150BRB	530079	2	Manifold 1-1/2" Hose Barb
37	TC-181	540006	4	Clamp T-Bolt 1-1/2"
38	12012800	510002	27"	Fertilizer Solution Hose 1-1/2"
39	M 220150BRB	530100	1	Manifold 2" Full Port X 1-1/2 Hose Barb
40	FC220	540002	4	Clamp Manifold 2" Full Port
41	200G	530019	4	Gasket 2" Full Port
42	M 220TEE	530097	1	Manifold Tee 2" Full Port
43	HB 125-125	530045	1	Hose Barb 1-1/2 NPT X 1-1/2 Hose Barb
44	AR10918	570071	1	Bulkhead 1/14"
45	M 220150BRB 90	530100	1	Manifold Hose Barb Elbow 90°
46	CV220	500003	1	Manifold Check Valve
47		10638	1	Handrail Rise Tank
48		258	5	Washer Flat 3/8"
49		250	5	Washer Lock 3.8"
50		128	5	Bolt HH 3/8 x 1"



ILLUSTRATED PARTS LIST

9600N Trailer Decals and Misc



FAST GLOBAL
SOLUTIONS



ILLUSTRATED PARTS LIST

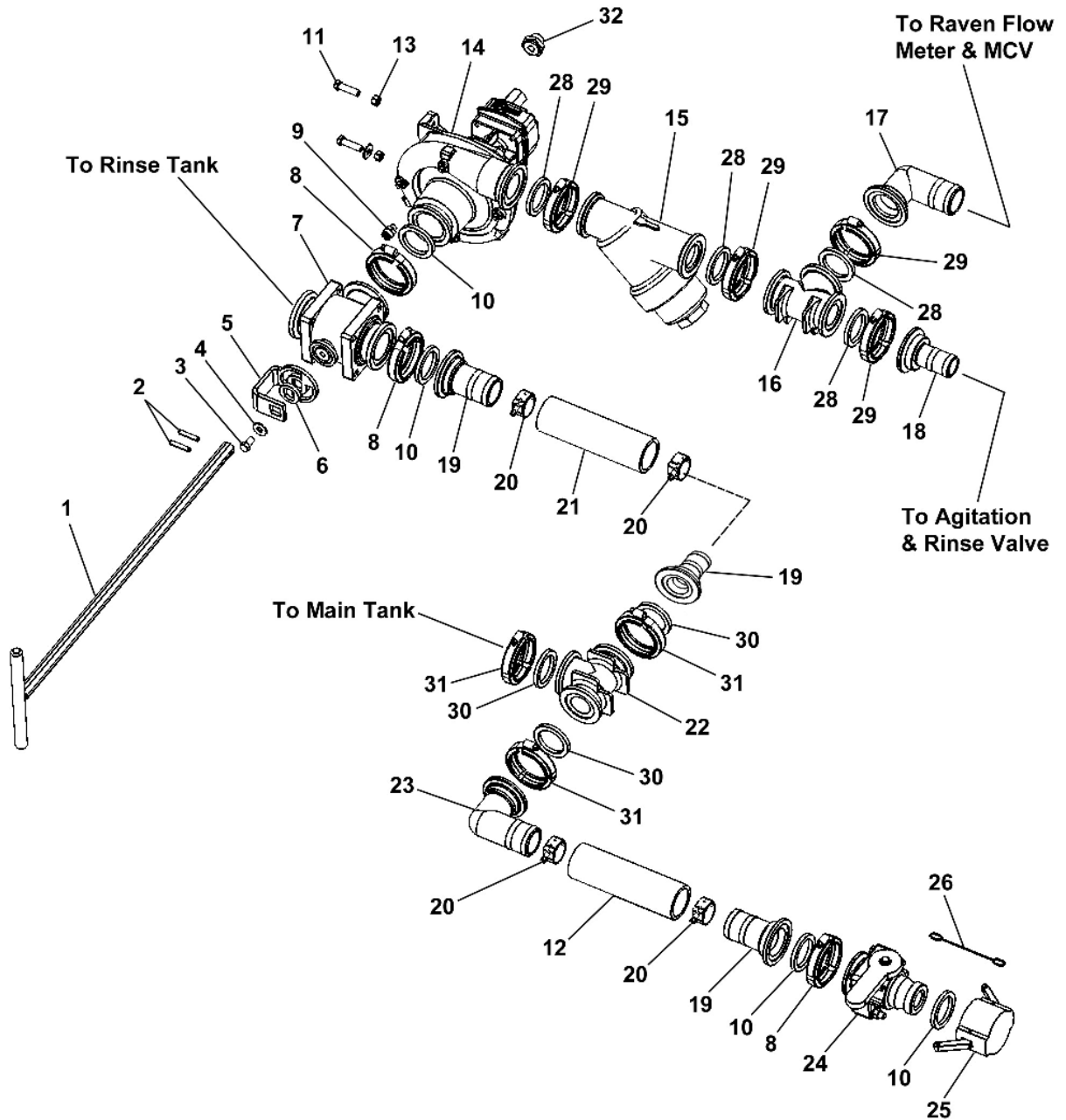
9600N Trailer Decals and Misc Parts List

ITEM	PART NO.	QTY.	DESCRIPTION
	13508	1	VALVE EXTENSION HANDLE ARROW
	15829	1	WASHER, SAFETY CHAIN
	15835	1	DOM, SAFETY CHAIN SPACER
	21188L	1	PLATE, FORMED, STEP MOUNT
	21188R	1	PLATE, FORMED, STEP MOUNT
	530026	1	1" EPDM BOLTED FLANGE GASKET
	530036	1	3/4" MPT X 1" HOSE SHANK-90°
	530050	1	2" MPT X 1-1/2" HOSE SHANK
	530101	2	2" FP FLANGE X 1-1/2" HB-90°
	530110	2	2" MANIFOLD TEE - 220 SERIES
	530221	1	TEE, 3/4" X 3/4" MPT BY HB
	530256	1	1-1/4" MPT X 1-1/2" HOSE BARB
	530358	1	QUICK CONNECT, 3/4" HB, 90°
	540020	2	CLAMP, STAINLESS 3-1/2" #56
	590001	4	3/8 X 3/4 PHILLIPS PAN HEAD SMS
	590024	2	SADDLE BASE PAD
	590113	1	BUMP PLATE LH
	590114	1	BUMP PLATE RH
	590127	4	PLUG 1-1/4" PLASTIC SQUARE TUBE
	590137	3	NUT HH CENTERLOCK 1" NC ZP
	590153	2	BOLT 1 X 6-3/4, 1-1/4 TRD MAGNI
	590156	1	U-BOLT 2 X 3 X 1/4" SS
	590226	1	BOLT HH 1 X 3-1/4 GR5 ZP
	720001	2	PIN, SNAP
	750048	1	MANUAL HOLDER
	790008	3	WASHER, THRUST 1-5/8" I.D.
	790049	1	CHAIN, SAFETY 20,000 LB
	800003	1	DECAL, WARNING FALLING HAZARD
	800004	1	DECAL, WARNING HIGH PRESSURE
	800005	1	DECAL, UPENDING HAZARD
	800006	1	DECAL DANGER ELECTROCUTION HAZZARD
	800007	1	DECAL, DANGER CHEMICAL HAZARD
	800008	1	DECAL, WARNING TOXIC CHEMICAL
	800009	2	DECAL, WARNING OVERHEAD HAZARD
	800010	2	DECAL, WARNING INSTALL PIN
	800013	1	DECAL, DANGER CRUSHING HAZARD
	800014	2	DECAL, GREASE PIVOT POINTS
	800017	1	DECAL MAIN TANK VALVE OPERATION
	800018	1	DECAL RINSE TANK OPERATION SUC
	800016	1	DECAL, ELECTRIC AGITATION
	800021	2	DECAL FAST SPARYERS LOGO BLACK/GREEN
	800023	2	DECAL POWDER COAT /WHITE BACKGROUND
	800024	1	DECAL REAR LIFT CYLINDER VALVE
	800026	1	DECAL VALVE OPERATION FOR HYPRO
	800029	2	DECAL 62" WHEEL TRACK LUG NUT TORQUE
	800031	1	DECAL, AXLE POSTION
	800057	1	DECAL US PATENT 7585000
	800061	2	DECAL 9610N



ILLUSTRATED PARTS LIST

Quick Fill & Pump Feed - 60-66 Ft Boom With ACE 150-206 Pump





ILLUSTRATED PARTS LIST

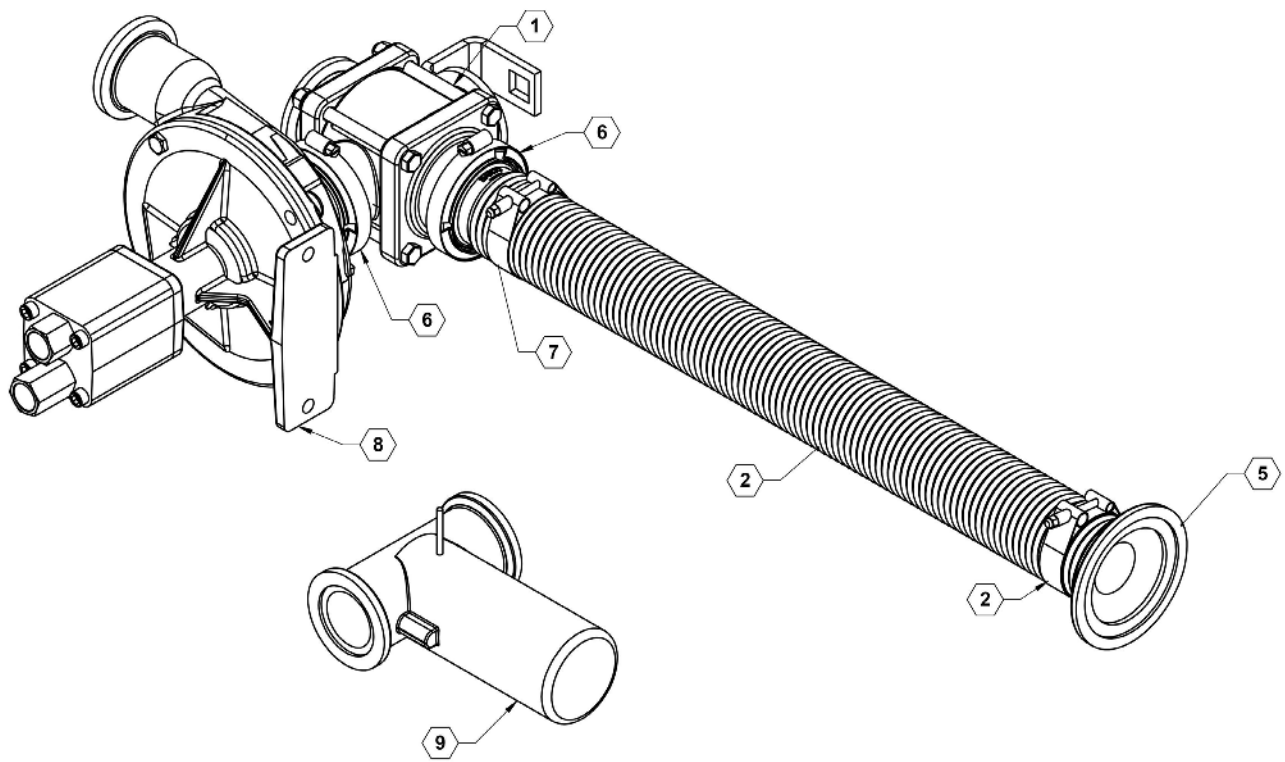
Quick Fill & Pump Feed - 60-66 Ft Boom With ACE 150-206 Pump Parts List

ITEM	VENDOR PART NO.	PART NO.	QTY.	DESCRIPTION
1		7236	1	Valve Handle Extension
2		683	2	Pin, Spring 1/4 x 2
3		127	1	Bolt HH 3/8 x 3/4 GR5 Zp
4		258	1	Washer, Flat 3/8" Zp
5		7232	1	Valve Handle Adapter
6		7233	1	Valve Handle Collar
7	MV220BL	500034	1	Manifold Valve 2" Full Port Bottom Load
8	FC220	530002	3	Manifold Clamp 2" Full Port
9	44103220	530005	1	Adapter 1/8 MPT x 1/4 Quick Lock
10	200G	530019	4	Gasket 2" Full Port
11		129	2	Bolt HH 3/8 x 1-1/2 GR5 Zp
12	12012800	510002	1	Fertilizer Solution Hose
13		769	2	Nut HH 3/8" Whizlock Zp
14	AC-FMC-150F-HYD-206	550000	1	Pump, Ace 150-260F
15	MLS200-30	530123	1	Manifold Y Strainer 30 Mesh Screen
16	M200TEE	530097	1	Manifold Tee 2" Port
17	M200150BRB90	530080	1	Manifold Elbow 2" Port x 1-1/2 Hose Barb
18	M200150BRB	530100	1	Manifold Hose Barb 2 x 1-1/2 Hose Barb
19	M220200BRB	530103	2	Manifold 2" Full Port x 2" Hose Barb
20	TC-231	540007	4	T-Bolt Clamp 2" Hose
21	12012800	510002	1	Fertilizer Solution Hose
22	M300TEE	530115	1	Manifold Tee 3"
23	M300200BRB90	530112	1	Manifold 3 x 2 Hose Barb 90°
24	MVSF220FP	530128	1	Manifold Valve 2" Full Port x Male Adapter
25	200CAP	530017	1	Cap 2" Quick Cam
26	HN-79-12	530179	1	Lanyard
27	200GXT		AR	Gasket 2" Extra Thick
28	150G	530014	4	Gasket 2"
29	FC200	540001	4	Clamp 2" Std
30	300G	530024	3	Gasket 3"
31	FC300	540003	3	Clamp 3" Std
32	6404-10-08	610019	1	Adapter 1/2 NPT x 10 ORD



ILLUSTRATED PARTS LIST

Pump Option - 60' - 66' Boom With ACE 105-206 Pump





ILLUSTRATED PARTS LIST

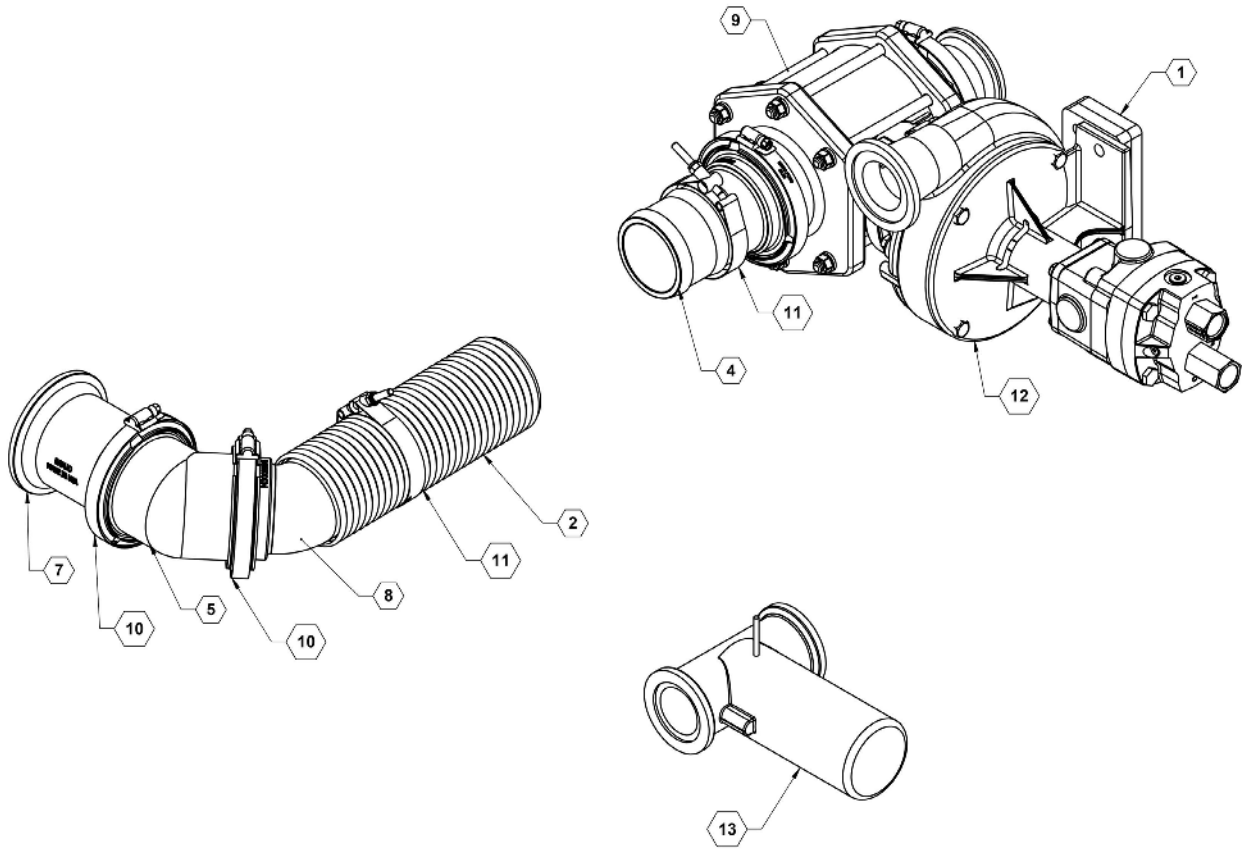
Pump Option - 60' & 66' Boom With ACE 150-206 Pump Parts List

ITEM	PART NO.	QTY.	DESCRIPTION
1	500034	1	VALVE, 2" BOTTOM LOAD FPF
2	510003	1	BUMBLEBEE HOSE, 2"
3	530019	2	GASKET, 2" EPDM
4	530103	1	MANIFOLD FLANGE 2" FP X 2" HB
5	530111	1	MANIFOLD, 3" X 2" HB
6	540002	2	CLAMP, WORM SCREW 2"
7	540007	2	CLAMP, HOSE 2" T-BOLT
8	550000	1	PUMP, 150-206 FLANGED, ACE
9	632079	1	VALVE, BUTTERFLY, 1.5", Deutsch Connector



ILLUSTRATED PARTS LIST

Pump Option - 60' - 100' Boom With ACE 205-304 Pump





ILLUSTRATED PARTS LIST

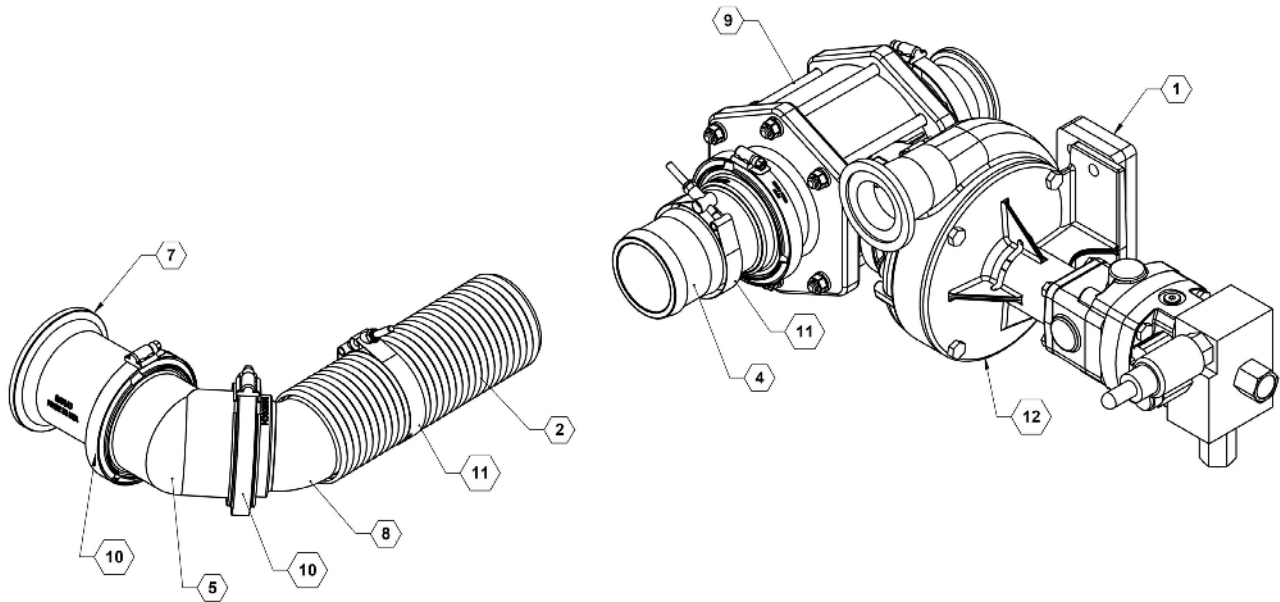
Pump Option - 60' - 100' Boom With ACE 205-304 Pump Parts List

ITEM	PART NO.	QTY.	DESCRIPTION
1	18339	2	PLATE, PUMP SPACER
2	510004	2'	HOSE, 3" FERTILIZER
3	530024	5	GASKET, 3" EPDM
4	530113	1	Flanged 3 Inch Hose Barb
5	530234	1	3" COUPLER, 45°
6	530316	1	MANIFOLD REDUCER 3" X 2" COUPLER
7	530448	1	3" FLANGE X 3" FLANGE
8	530449	1	3" MANIFOLD TO HOSE BARB 45
9	530450	1	3" MANIFOLD 3 WAY VALVE
10	540003	5	CLAMP, WORM SCREW 3"
11	540009	2	CLAMP, 3" T BOLT
12	550025	1	PUMP, ACE 205F 304 ASSEMBLY
13	632079	1	VALVE, BUTTERFLY, 1.5", Deutsch Connector



ILLUSTRATED PARTS LIST

Pump Option - 80, 90 & 100' Boom With ACE 205-304 PWM Pump





ILLUSTRATED PARTS LIST

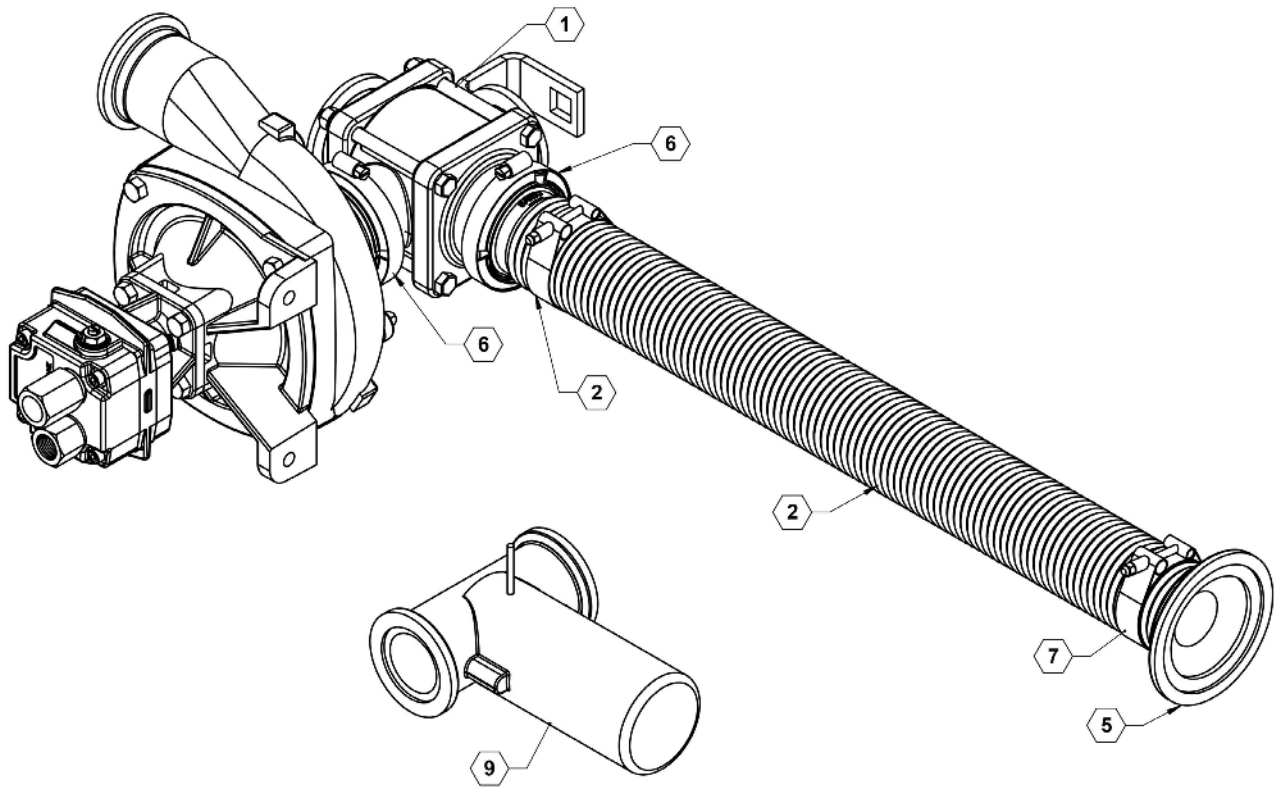
Pump Option - 80, 90 & 100' Boom With ACE 205-304 PWM Pump Parts List

ITEM	PART NO.	QTY.	DESCRIPTION
1	18339	2	PLATE, PUMP SPACER
2	510004	2'	HOSE, 3" FERTILIZER
3	530024	5	GASKET, 3" EPDM
4	530113	1	Flanged 3 Inch Hose Barb
5	530234	1	3" COUPLER, 45°
6	530316	1	MANIFOLD REDUCER 3" X 2" COUPLER
7	530448	1	3" FLANGE X 3" FLANGE
8	530449	1	3" MANIFOLD TO HOSE BARB 45
9	530450	1	3" MANIFOLD 3 WAY VALVE
10	540003	5	CLAMP, WORM SCREW 3"
11	540009	2	CLAMP, 3" T BOLT
12	550035	1	PUMP, ACE 205F WITH 304 PWM



ILLUSTRATED PARTS LIST

Pump Option - 60' - 100' Boom With HYPRO Pump





ILLUSTRATED PARTS LIST

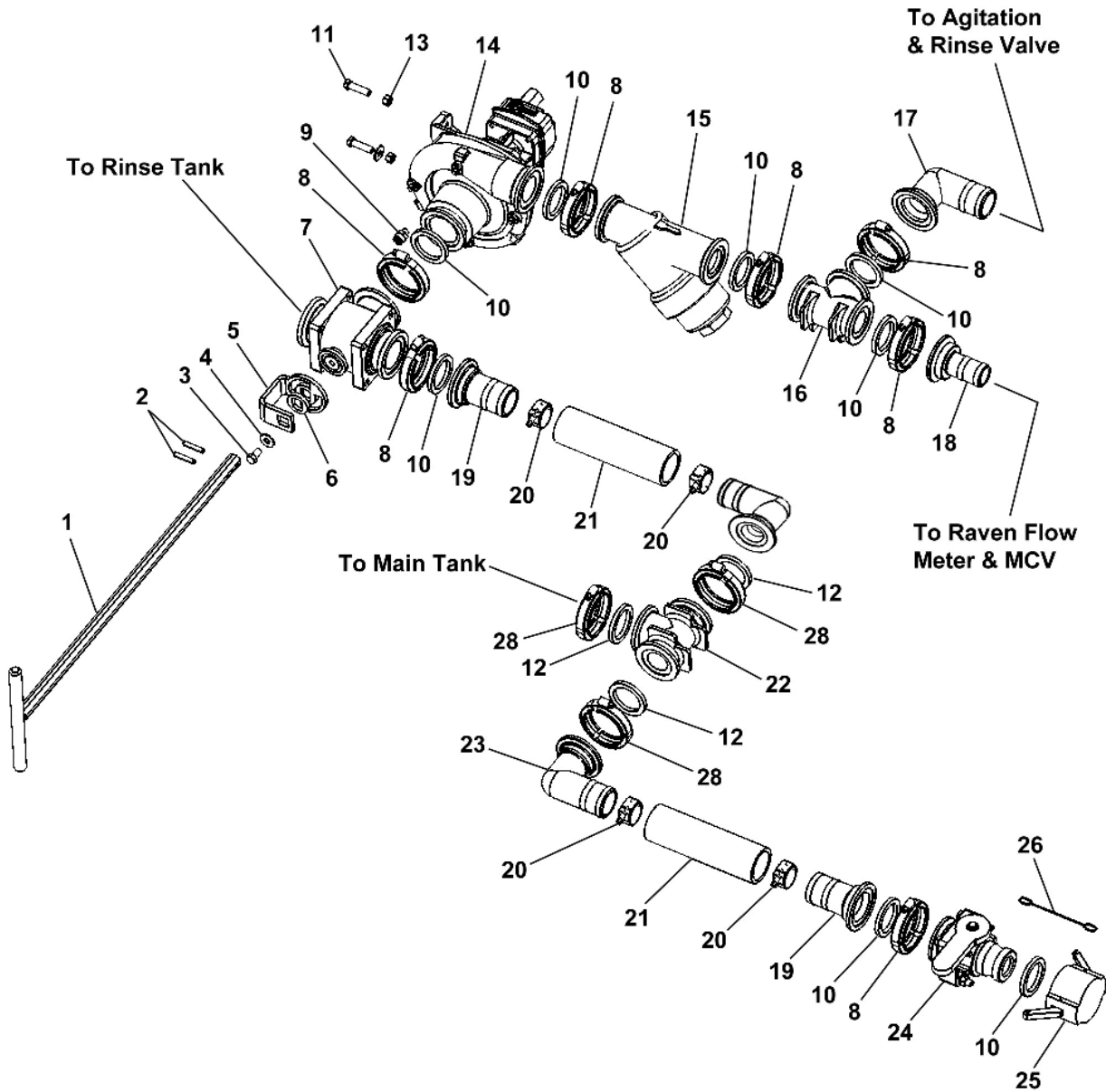
Pump Option - 60' - 100' Boom With HYPRO Pump Parts List

ITEM	PART NO.	QTY.	DESCRIPTION
1	500034	1	VALVE, 2" BOTTOM LOAD FPF
2	510003	1	BUMBLEBEE HOSE, 2"
3	530019	2	GASKET, 2" EPDM
4	530103	1	MANIFOLD FLANGE 2" FP X 2" HB
5	530111	1	MANIFOLD, 3" X 2" HB
6	540002	2	CLAMP, WORM SCREW 2"
7	540007	2	CLAMP, HOSE 2" T-BOLT
8	550011	1	PUMP, HYPRO
9	632079	1	VALVE, BUTTERFLY, 1.5", Deutsch Connector



ILLUSTRATED PARTS LIST

Quick Fill & Pump Feed - 80,90&100 Ft Boom With HYPRO Pump



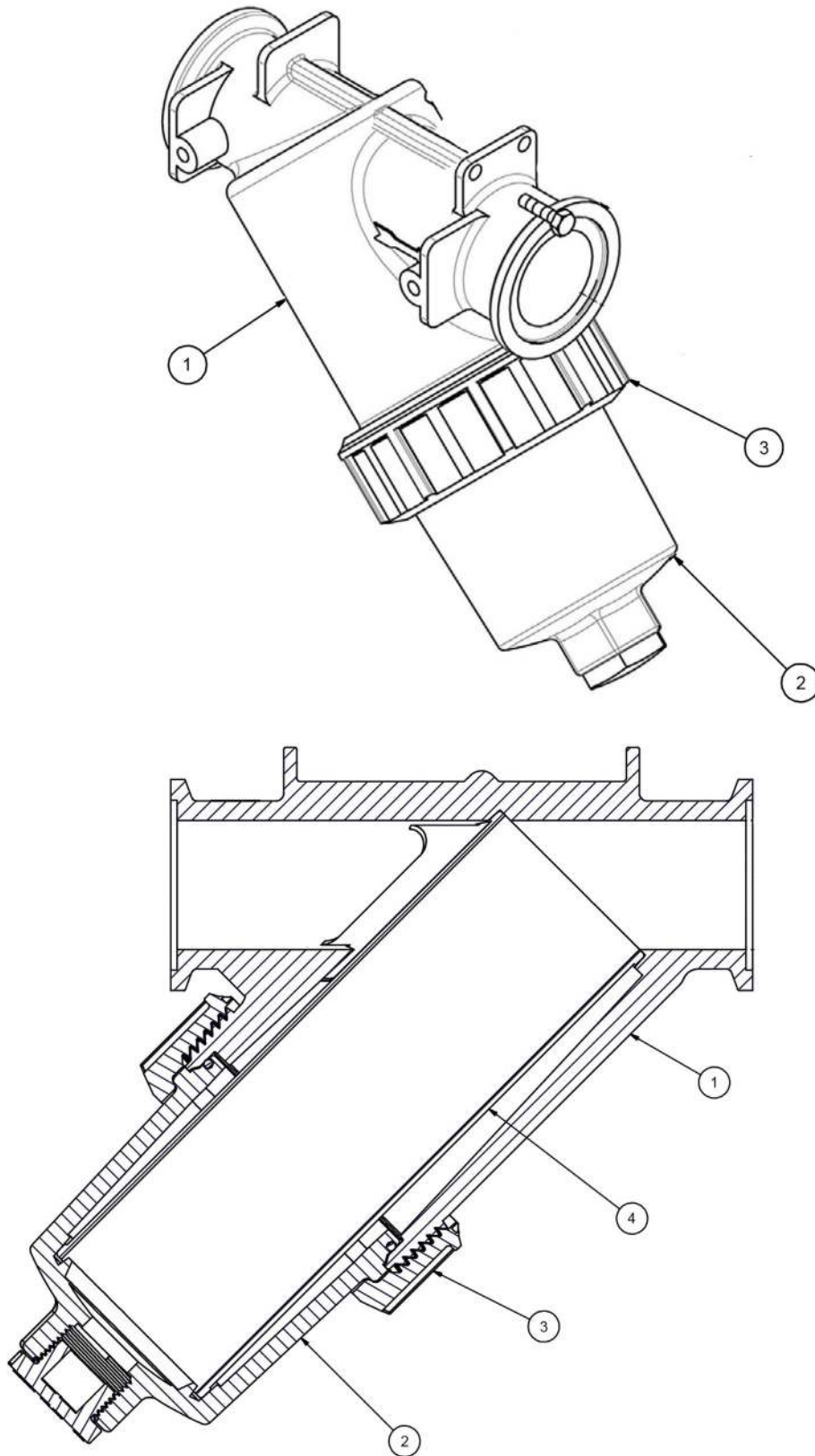


ILLUSTRATED PARTS LIST

Quick Fill & Pump Feed - 80,90&100 Ft Boom With HYPRO Pump Parts List

ITEM	VENDOR PART NO.	PART NO.	QTY.	DESCRIPTION
1		7236	1	Valve Handle Extension
2		683	2	Pin, Spring 1/4 x 2
3		127	1	Bolt HH 3/8 x 3/4 GR5 Zp
4		258	1	Washer, Flat 3/8" Zp
5		7232	1	Valve Handle Adapter
6		7233	1	Valve Handle Collar
7	MV220BL	500034	1	Manifold Valve 2" Full Port Bottom Load
8	FC220	530002	7	Manifold Clamp 2" Full Port
9	44103220	530005	1	Adapter 1/8 MPT x 1/4 Quick Lock
10	200G	530019	8	Gasket 2" Full Port
11		129	2	Bolt HH 3/8 x 1-1/2 GR5 Zp
12	300G	530024	3	Gasket 3"
13		769	2	Nut HH 3/8" Whizlock Zp
14	93079	550011	1	Pump, Hypro 9306C-HM1C-UB
15	MLS220-30	530125	1	Manifold Y Strainer 30 Mesh Screen 2" Full Port
16	M220TEE	530097	1	Manifold Tee 2" Port
17	M220150BRB90	530080	1	Manifold Elbow 2" Port x 1-1/2 Hose Barb
18	M200150BRB	530100	1	Manifold Hose Barb 2 x 1-1/2 Hose Barb
19	M220200BRB	530103	2	Manifold 2" Full Port x 2" Hose Barb
20	TC-231	540007	4	T-Bolt Clamp 2" Hose
21	12012800	510002	1	Fertilizer Solution Hose
22	M300TEE	530115	1	Manifold Tee 3"
23	M300200BRB90	530112	2	Manifold 3 x 2 Hose Barb 90°
24	MVSF220FP	530128	1	Manifold Valve 2" Full Port x Male Adapter
25	200CAP	530017	1	Cap 2" Quick Cam
26	HN-79-12	530179	1	Lanyard
27	200GXT		AR	Gasket 2" Extra Thick
28	FC300	540003	3	Manifold Clamp 3"

Y Strainer





ILLUSTRATED PARTS LIST

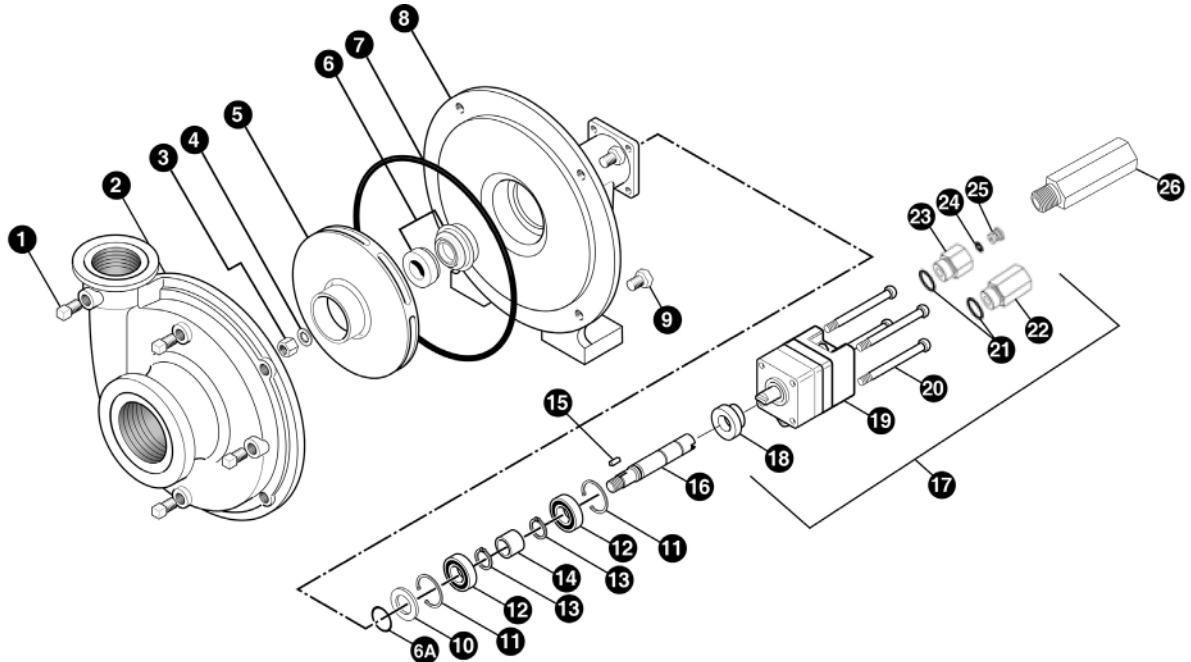
Y Strainer Parts List

ITEM	PART NO.	VENDOR PART NO.	QTY.	DESCRIPTION
	530125		1	Complete Strainer
1		MLS222B	1	2" FP Line Strainer Body
2		MLS220C1	1	MLS220 Cap Assembly
3		MLS220R1	1	2" FP LS Retaining Ring
4		LST204SS	1	4 SS MESH SCREEN
4		LST206SS	1	6 SS MESH SCREEN
4		LST208SS	1	8 SS MESH SCREEN
4		LST210SS	1	10 SS MESH SCREEN
4		LST216SS	1	16 SS MESH SCREEN
4		LST230SS	1	30H SS MESH SCREEN
4		LST250SS	1	50 SS MESH SCREEN
4		MLS250SS	1	50 SS MESH PERFORATED SCREEN
4		LST280SS	1	80 SS MESH SCREEN
4		MLS280SS	1	80 SS MESH PERFORATED SCREEN
4		LST2100SS	1	100 SS MESH SCREEN
4		MLS2100SS	1	100 SS MESH PERFORATED SCREEN



ILLUSTRATED PARTS LIST

ACE 150-206 Pump, 60 & 66 Foot Boom

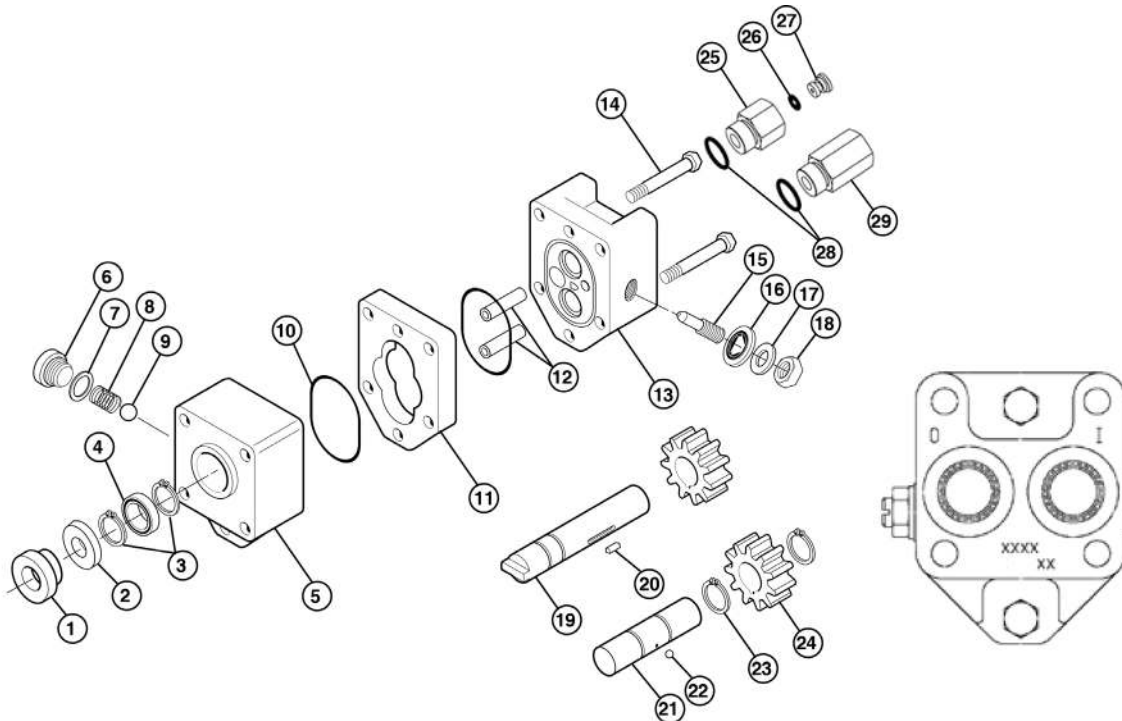


REF. #	PART NUMBER	EDP #	DESCRIPTION	REQ.
1	BAC-53	41110	Pipe plug	4
1	41120	41120	Pipe plug, stainless steel (optional)	4
2	BAC-12-150-FLG	40257	Volute, cast iron, NPT & flanged (for 150F models)	1
2	BAC-12-150-SS	40249	Volute, 316 stainless steel, NPT & flanged (for 150FS models)	1
3	BAC-23-A	40391	Nut, 3/8" NF, cad plated	1
3	BAC-23-A-SS	40392	Nut, 3/8" NF, stainless steel (optional)	1
4 [Ⓢ]	BAC-24-HYD-SS	40400	Washer, 3/8" star, stainless steel	1
5	BAC-26-150-P	40446	Impeller, Valox, keyway	1
5	BAC-26-150-CI	40445	Impeller, cast iron, keyway (optional)	1
6 [Ⓢ]	BAC-7V	40151	Seal, carbon/ceramic/Viton (includes 40160 O-Ring)	1
6 [Ⓢ]	BAC-7SC	40152	Seal, silicon carbide/Viton (includes 40160 O-Ring) (optional)	1
6A [Ⓢ]	40160	40160	O-ring, shaft seal	1
7 [Ⓢ]	BAC-4-150	40015	O-ring, body seal	1
8	BAC-14-150-HYD	40305	Mounting frame, cast iron (for 150F models)	1
8	BAC-14-150-HYD-SS	40319	Mounting frame, 316 stainless steel (for 150FS models)	1
9	40950	40950	Cap screw, 3/8" NC x 3/4" hex head	4
9	40930	40930	Cap screw, 3/8" NC x 3/4" hex head, stainless steel (optional)	4
10	BAC-54	41130	Slinger	1
11	BAC-33	40810	Snap ring, internal, BAC-14 mounting frame	2
12	BAC-37	40870	Ball Bearing, sealed, BAC-6 shaft	2
13	BAC-32	40790	Snap ring, external, BAC-6 shaft	2
14	BAC-32-S	40795	Spacer for BAC-6 shaft	1
15	BACH-25	40420	Key, 1/8" x 1/8" x 1/2"	1
16	BAC-6-HYD-SS	40061	Shaft, 5/8" diameter, keyway and tang slot, stainless steel	1
17	BAC-75-HYD-206	41372	Hydraulic motor, 7 GPM (includes parts 18 - 25)	1
18	S200	40161	Seal support spacer for 200 Series HYD motor	1
19	BAC-75-HYD-206N	41397	Hydraulic motor, 7 GPM (motor only - no external fittings)	1
20	41255	41255	Cap screw, 5/16" N. C. x 3-3/4" socket head (for 206N motor)	4
21	41875	41875	O-ring, #8 SAE fitting	2
22	BAC-78-8SAE	41441	Reverse check valve, #8 SAE male x 1/2" NPT female	1
23	BAC-80-8SAE	41455	Adapter, restrictor body, #8 SAE male x 1/2" NPT female	1
24	41448	41448	O-ring, orifice insert	1
25	BAC-79-7	41456	Orifice, restrictor insert, .109 (206N)	1
26	LS-206N	41418	Flow limiting valve (206N), #8 SAE male x 1/2" NPT female	1
Ⓢ	RK-FMC-150	52710	Repair kit for FMC-150 series pump	-
Ⓢ	RK-FMCSC-150	52711	Repair kit for FMC-150 series with silicon carbide shaft seal	-
#	RK-BAC-75-HYD-L	41374	Repair kit for 200-L Series motor	-



ILLUSTRATED PARTS LIST

ACE 150-206 Pump Hydraulic Motor, 60 & 66 Foot Boom

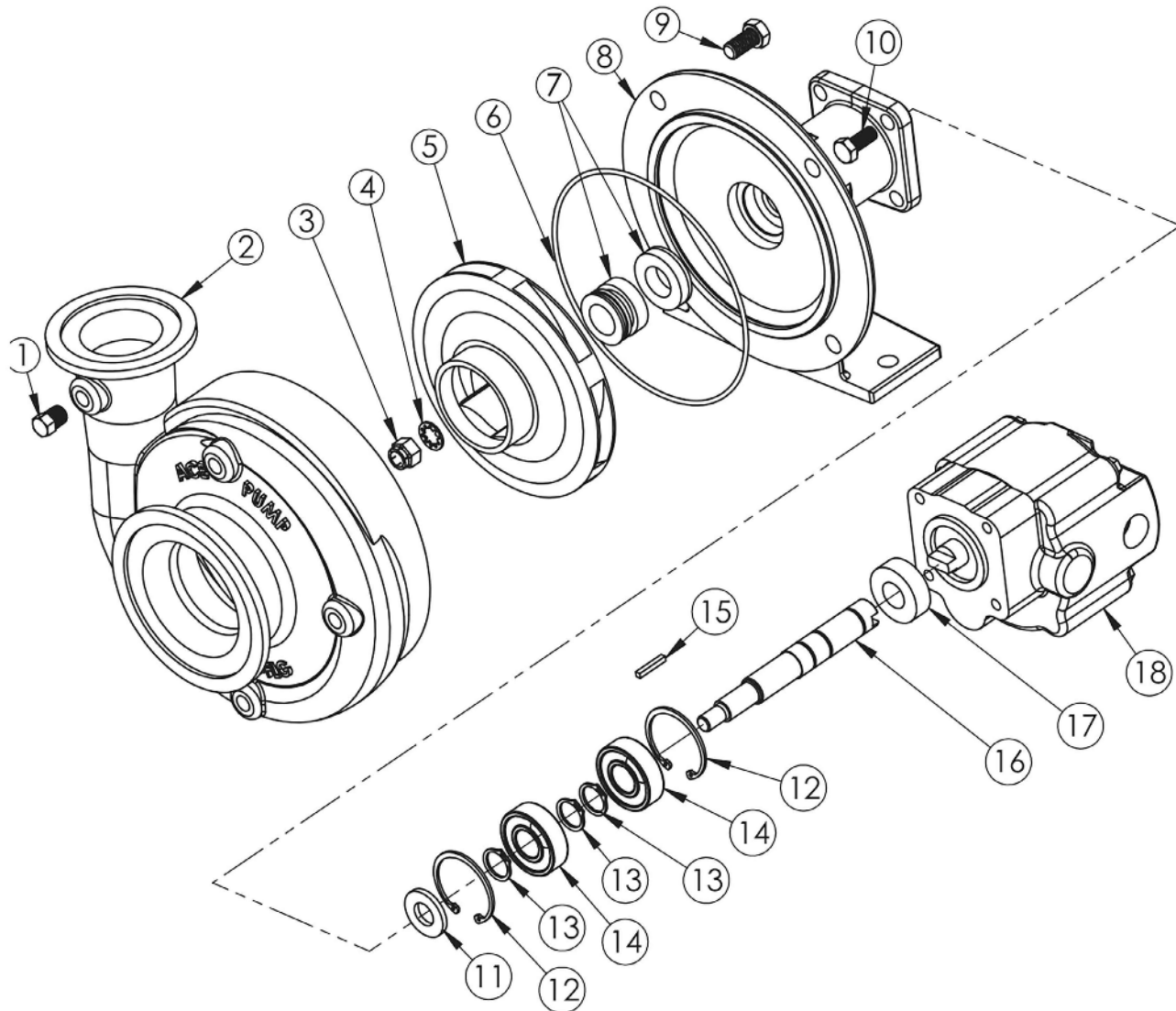


REF. #	MODEL 204N	MODEL 206N	MODEL 210N	DESCRIPTION	REQUIRED
1*	S200	S200	S200	Seal support spacer	1
2*	40153	40153	40153	Seal cartridge	1
3	41941	41941	41941	Snap ring, bearing	2
4	41961	41961	41961	Ball bearing, 7/16" I.D.	1
5	41731	41731	41731	Drive plate	1
6	42041	42041	42041	Valve cap, coasting check	1
7*	42044	42044	42044	"O" ring, coasting check	1
8	42042	42042	42042	Spring, coasting check	1
9	42043	42043	42043	Ball, coasting check	1
10*	41850	41850	41850	"O" ring, housing seal	2
11	41720	41721	41725	Gear housing	1
12	41800	41801	41805	Dowel pin, housing	2
13	41742	41742	41742	End plate	1
14	41900	41900	41905	Cap screw, 1/4" N.C. hex head	2
15	42010	42010	42010	Adjusting screw, needle valve	1
16*	42030	42030	42030	Thread seal, 3/8", needle valve	1
17	42040	42040	42040	Washer, flat steel, needle valve	1
18	40960	40960	40960	Nut, 3/8" N.C. jam, needle valve	1
19	41761	41764	41766	Drive shaft	1
20	41920	41921	41925	Dowel pin, drive shaft	1
21	41970	41971	41975	Idler shaft	1
22	41990	41990	41990	Ball, idler shaft	1
23	41980	41980	41980	Retaining ring, idler gear	2
24	41750	41751	41755	Gear	2
25	41455	41455	41455	Adapter body, #8 SAE male x 1/2" NPT	1
26	41448	41448	41448	"O" ring, orifice insert (use with 41456 insert)	1
27	41457	41456	41456	Insert, restrictor orifice (use with 41455 body)	1
28	41875	41875	41875	"O" ring, #8 SAE male fitting	2
29	41441	41441	41441	Reverse check, #8 SAE male x 1/2" NPT	1
#	41374	41374	41374	Repair Kit, RK-BAC-75-HYD-L	--



ILLUSTRATED PARTS LIST

ACE 205-304 Pump, 80, 90 & 100 Foot Boom





ILLUSTRATED PARTS LIST

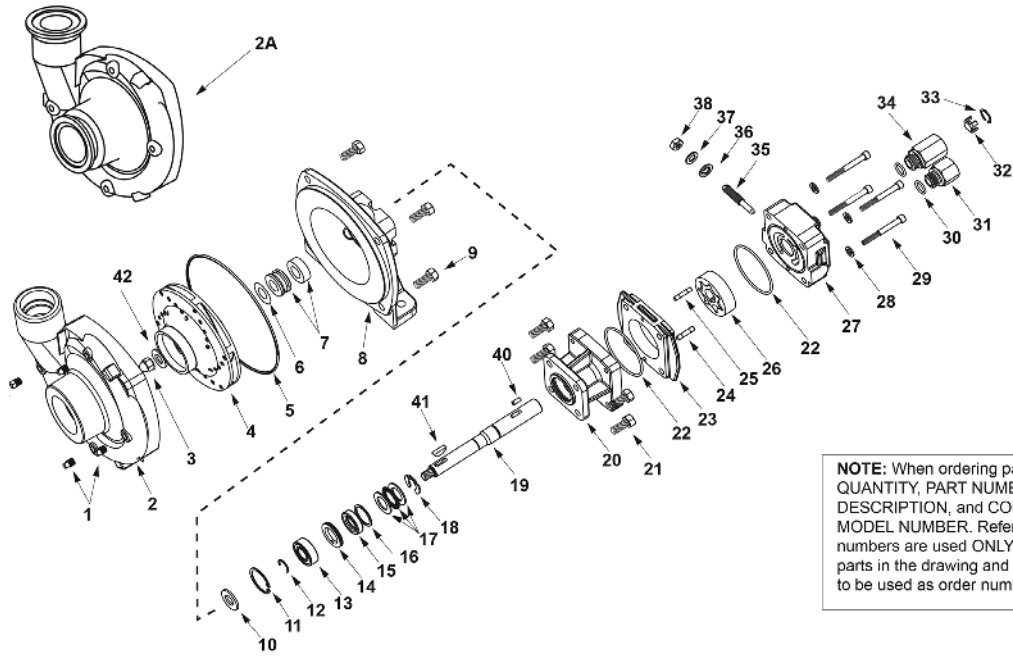
ACE 205-304 Pump, 80, 90 & 100 Foot Boom Parts List

ITEM	PART NO.	QTY.	DESCRIPTION
0	550025	1	PUMP, 205-304 Flanged, Complete Pump
1	BAC-53	1	Pipe plug
1	41120	1	Pipe plug, stainless steel (optional)
2	7AC-14-FLG	1	Volute, 300 standard flange x 220 full port flange
3	BAC-23-A	1	Nut, 3/8" NF, cad plated
3	BAC-23-A-SS	1	Nut, 3/8" NF, stainless steel (optional)
4j	BAC-24-HYD-SS	1	Washer, 3/8" star, stainless steel
5	BAC-26-200-P	1	Impeller, with extended keyway, thermoplastic
5	BAC-26-200-CI	1	Impeller, with extended keyway, cast iron (optional)
5	BAC-26-200-SS	1	Impeller, with extended keyway, 316 stainless steel (optional)
6j	BAC-4A	1	O-ring, body seal
7j	BAC-7SC-205V	1	Seal, silicon carbide
8	BAC-14-205-HYD	1	Mounting frame for 205 pump
9	40950	4	Cap screw, 3/8" NC x 3/4" hex head
10	41330	4	Cap screw, 5/16" NC x 3/4" hex head, motor to pump
11	BAC-54	1	Slinger
12	BACH-33	1	Snap ring, internal, BAC-14-205 mounting frame
13	BACH-32-HD	3	Snap ring, external, BAC-6-205 shaft
14	40880	1	Ball bearing, sealed, BAC-6-205 shaft
15	BAC-25	1	Key, 1/8" x 1/8" x 13/16", extended keyway
16	BAC-6-205-HYD-SS	1	Shaft, extended keyway, tang, stainless steel
17	S305	1	Seal support spacer for 205 series pump
18	BAC-75-HYD-304A	1	Hydraulic motor, 13 GPM, 1/2" NPT ports
18	BAC-75-HYD-304A-12SAE	1	Hydraulic motor, 13 GPM, #12 SAE end ports (optional)
j	RK-FMCSC-205	1	Repair kit for FMC-205 pump with silicon carbide shaft seal
#	RK-BAC-75-HYD-300-L	1	Repair kit for 300 Series hydraulic motor



ILLUSTRATED PARTS LIST

HYPRO Pump, 80, 90 & 100 Foot Boom



NOTE: When ordering parts, give QUANTITY, PART NUMBER, DESCRIPTION, and COMPLETE MODEL NUMBER. Reference numbers are used ONLY to identify parts in the drawing and are NOT to be used as order numbers.

Repair Parts Kit No. 3430-0332
 Contains: One mechanical seal (Ref. 7), one o-ring (Ref. 5) and one rubber gasket (Ref. 6).

Silicon Carbide Seal Kit No. 3430-0589
 Contains one each: mechanical seal (Ref. 7) and o-ring (Ref. 5).

Hydraulic Motor Part Nos.
 2500-0009C (HM1C Models)
 2500-0011C (HM3C Models)
 2500-0018C (HM5C Models)

Parts Kit No. 3430-0178
 Contains: One each ball bearing (Ref. 13), motor shaft seal (Ref. 15), thread seal gasket (Ref. 36), and washer (Ref. 37); two each motor housing o-rings (Ref. 22), and port adapter o-rings (Ref. 30).

Ref. No.	Qty. Req'd.	Part No.	Description
1	4	2406-0007	Drain/Vent Plug
2	1	0154-9200C1	Pump Casing (Volute) (Includes stainless steel wear ring)
2	1	0151-9200C	Pump Casing (Volute) (Includes stainless steel wear ring) (9304C)
2A	1	0157-9200C	Pump Casing (Universal Flange)
3	1	2253-0002	Impeller Nut
4	1	0401-9200P2	Impeller (Nylon)
5	1	1720-0083	O-ring
6	1	1700-0100	Rubber Gasket
7	1	2120-0009	Mechanical Seal (Viton/Ceramic) (Std)
7	1	3430-0589	Mechanical Seal (Silicon Carbide) (Optional)
8	1	0750-9300C2	Mounting Flange
8	1	0750-9300C	Mounting Flange (9304C)
9	4	2210-0020	Hex Head Cap Screw
10	1	1410-0056	Slinger Ring
11	1	1820-0013	Retaining Ring
12	1	1810-0014	Snap Ring
13	1	2000-0010	Ball Bearing
14	1	1410-0073	Spacer
15	1	2104-0005	Shaft Seal
16	1	1410-0074	Seal Spacer
17	1	2029-0014	Thrust Bearing Assembly - Consists of: (1) Thrust Bearing & (2) Thrust Brg. Races
18	1	1810-0026	Snap Ring
19	1	0510-2500	Shaft (HM3C Model) 7-1/2" long
19	1	0511-2501	Shaft (HM1C & HM5C Models) 7" long
20	1	0151-2500C	Motor Body (Includes Main Bearing)
21	4	2210-0005	Hex Head Cap Screw

Ref. No.	Qty. Req'd.	Part No.	Description
22	2	1720-0110	O-ring
23	1	0700-2500C1	Gerotor Housing (HM1C Model) 1/2" wide
23	1	0702-2500C1	Gerotor Housing (HM3C Model) 1" wide
23	1	0704-2500C1	Gerotor Housing (HM5C Model) 5/8" wide
24	1	1600-0052	Dowel Pin (HM3C Models)
24	1	1600-0044	Dowel Pin (HM1C and HM5C Models)
25	1	1600-0068	Dowel Pin (HM3C Model)
25	1	1600-0037	Dowel Pin (HM1C and HM5C Models)
26	1	3900-0022	Gerotor (HM1C Model)
26	1	3900-0024	Gerotor (HM3C Model)
26	1	3900-0048	Gerotor (HM5C Model)
27	1	0251-2500C2	Motor End Plate (Includes Main Bearing)
28	4	2270-0039	Washer
29	4	2220-0044	Cap Screw (HM3C)
29	4	2220-0021	Cap Screw (HM1C)
29	4	2220-0032	Cap Screw (HM5C)
30	2	1720-0108	O-ring
31	1	3360-0021	Pressure Port Adapter
32	1	3260-0068	Poppet
33	1	1820-0038	Retaining Ring
34	1	3320-0049	Tank Port Adapter
35	1	3220-0029	Bypass Adjusting Screw
36	1	1700-0047	Gasket
37	1	2270-0027	Washer
38	1	2250-0038	Lock Nut
40	1	1610-0055	Roll Pin (HM3C Models)
40	1	1610-0031	Roll Pin (HM1C and HM5C Models)
41	1	1610-0012	Woodruff Key
42	1	2270-0071	Washer



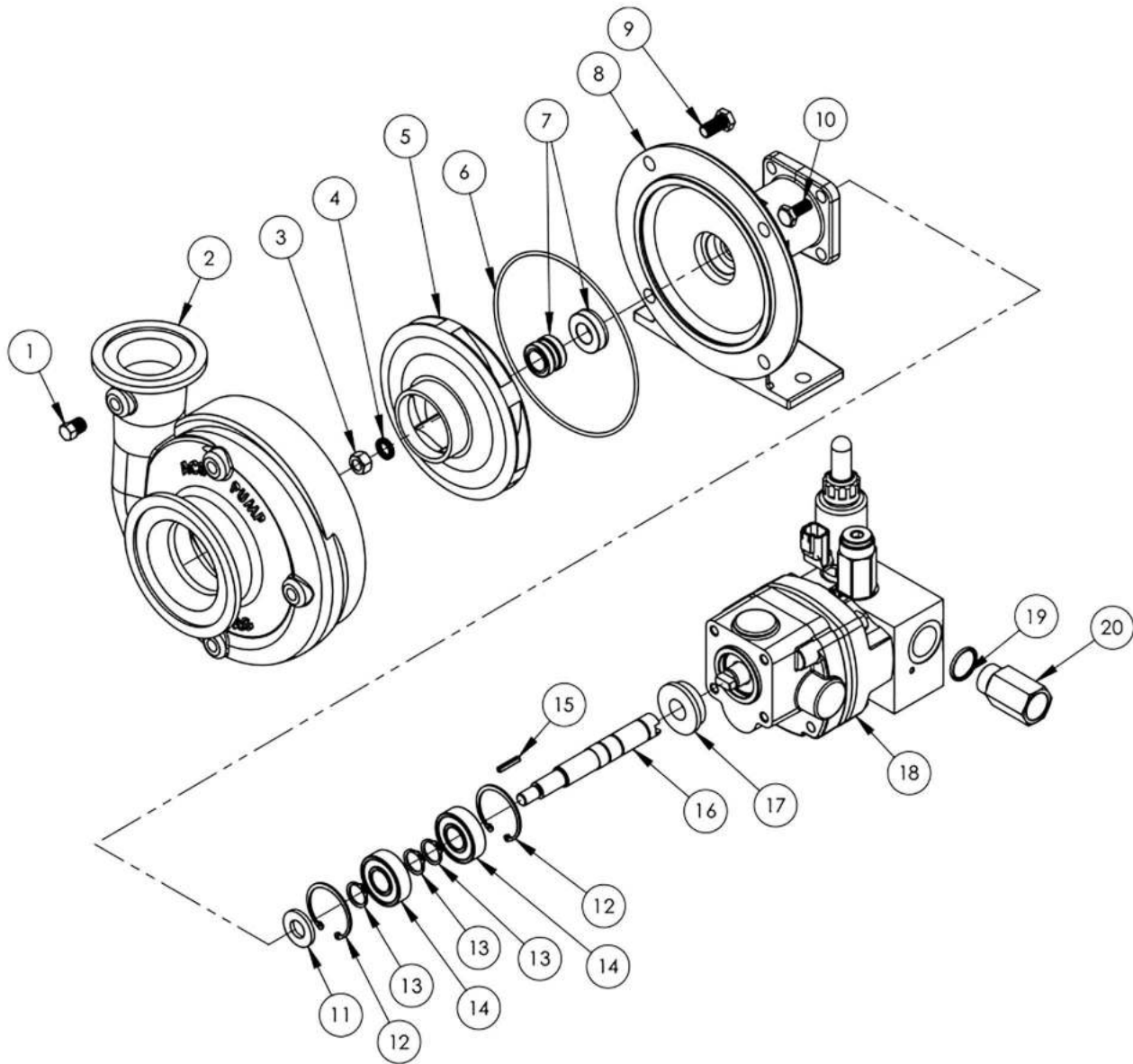
ILLUSTRATED PARTS LIST





ILLUSTRATED PARTS LIST

ACE 205-304 PWM Pump, 80, 90 & 100 Foot Boom





ILLUSTRATED PARTS LIST

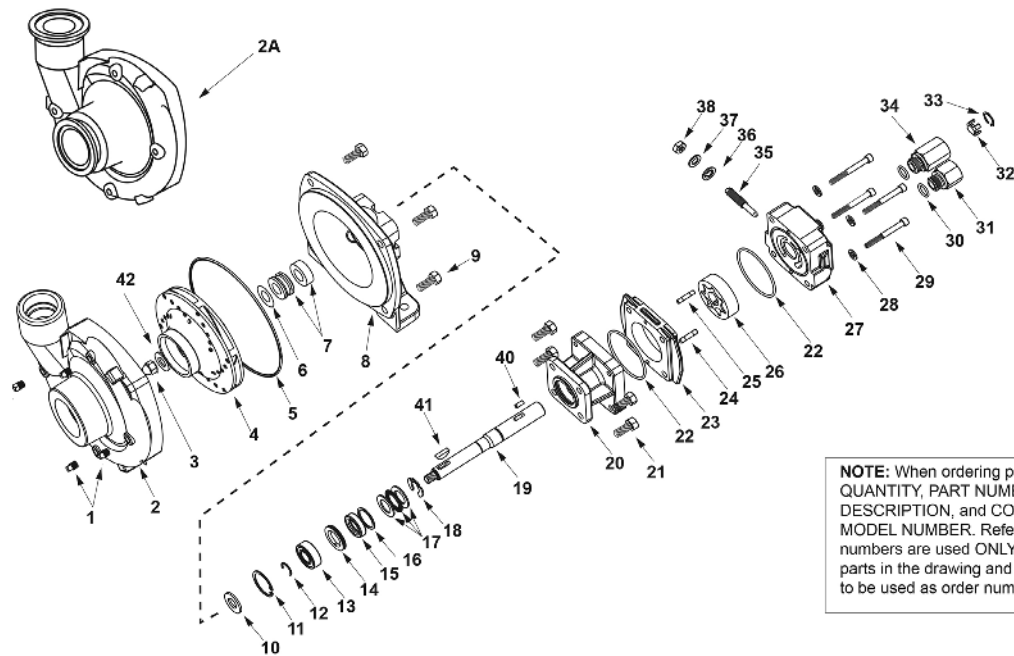
ACE 205-304 PWM Pump, 80, 90 & 100 Foot Boom Parts List

ITEM	PART NO.	QTY.	EDP #	DESCRIPTION
0	550035	1		PUMP, 205-304 FLANGED, PWM, COMPLETE PUMP
1	BAC-53	4	41110	Pipe plug
1	41120	4	41120	Pipe plug, stainless steel (-FS model) (optional)
2	7AC-14-FLG	1	41530	Volute, 300 standard flange x 220 full port flange, cast iron
2	7AC-14-FLG-SS	1	41532	Volute. 300 flange x 220 flange, 316 stainless steel (-FS model)
3	BAC-23-B-SS	1	40393	Nut, 3/8" NF, stainless steel
4	BAC-24-B-SS	1	42702	Washer, 3/8", stainless steel, self-locking
5	BAC-26-200-P	1	40434	Impeller, thermoplastic
5	BAC-26-200-CI	1	40433	Impeller, cast iron (optional)
5	BAC-26-200-SS	1	40436	Impeller, 316 stainless steel (-FS model) (optional)
6	BAC-4A	1	40005	O-ring, body seal
7	BAC-7SC-205V	1	40149	Seal, silicon carbide
8	BAC-14-205-HYD	1	40338	Mounting frame for 205 pump
8	BAC-14-205-HYD-SS	1	40346	Mounting frame for 205 pump, 316 stainless steel (-FS model)
9	40950	4	40950	Cap screw, 3/8" NC x 3/4" hex head
9	40930	4	40930	Cap screw, 3/8" NC x 3/4" hex head, stainless steel (-FS model)
10	41330	4	41330	Cap screw, 5/16" NC x 3/4" hex head, motor to pump
11	BAC-54	1	41130	Slinger
12	BACH-33	2	40820	Snap ring, internal, BAC-14-205 mounting frame
13	BACH-32-HD	3	40385	Snap ring, external, BAC-6-205 shaft
14	40880	2	40880	Ball bearing, sealed, BAC-6-205 shaft
15	BAC-25	1	40425	Key, 1/8" x 1/8" x 13/16", extended keyway
16	BAC-6-205-HYD-SS	1	40068	Shaft, extended keyway, tang, stainless steel
17	S305	1	40163	Seal support spacer for 205 series pump
18	BAC-75-HYD-304-PWM	1	41348	Hydraulic motor, 11 GPM, PWM
19	41445	1	41445	o-ring, #10 SAE fitting
20	BAC-78-10X10SAE	1	41467	Reverse check assembly, #10 SAE x #10 SAE
NS	RK-FMCSC-205	-	52705	Repair kit for FMC-205 pump with silicon carbide shaft seal
NS	RK-BAC-75-HYD-300-L	-	41362	Repair kit for 300 Series hydraulic motor



ILLUSTRATED PARTS LIST

HYPRO Pump, 80, 90 & 100 Foot Boom



NOTE: When ordering parts, give QUANTITY, PART NUMBER, DESCRIPTION, and COMPLETE MODEL NUMBER. Reference numbers are used ONLY to identify parts in the drawing and are NOT to be used as order numbers.

Repair Parts Kit No. 3430-0332

Contains: One mechanical seal (Ref. 7), one o-ring (Ref. 5) and one rubber gasket (Ref. 6).

Silicon Carbide Seal Kit No. 3430-0589

Contains one each: mechanical seal (Ref. 7) and o-ring (Ref. 5).

Hydraulic Motor Part Nos.

2500-0009C (HM1C Models)
2500-0011C (HM3C Models)
2500-0018C (HM5C Models)

Parts Kit No. 3430-0178

Contains: One each ball bearing (Ref. 13), motor shaft seal (Ref. 15), thread seal gasket (Ref. 36), and washer (Ref. 37); two each motor housing o-rings (Ref. 22), and port adapter o-rings (Ref. 30).

Ref. No.	Qty. Req'd.	Part No.	Description
1	4	2406-0007	Drain/Vent Plug
2	1	0154-9200C1	Pump Casing (Volute) (Includes stainless steel wear ring)
2	1	0151-9200C	Pump Casing (Volute) (Includes stainless steel wear ring) (9304C)
2A	1	0157-9200C	Pump Casing (Universal Flange)
3	1	2253-0002	Impeller Nut
4	1	0401-9200P2	Impeller (Nylon)
5	1	1720-0083	O-ring
6	1	1700-0100	Rubber Gasket
7	1	2120-0009	Mechanical Seal (Viton/Ceramic) (Std)
7	1	3430-0589	Mechanical Seal (Silicon Carbide) (Optional)
8	1	0750-9300C2	Mounting Flange
8	1	0750-9300C	Mounting Flange (9304C)
9	4	2210-0020	Hex Head Cap Screw
10	1	1410-0056	Slinger Ring
11	1	1820-0013	Retaining Ring
12	1	1810-0014	Snap Ring
13	1	2000-0010	Ball Bearing
14	1	1410-0073	Spacer
15	1	2104-0005	Shaft Seal
16	1	1410-0074	Seal Spacer
17	1	2029-0014	Thrust Bearing Assembly - Consists of: (1) Thrust Bearing & (2) Thrust Brg. Races
18	1	1810-0026	Snap Ring
19	1	0510-2500	Shaft (HM3C Model) 7-1/2" long
19	1	0511-2501	Shaft (HM1C & HM5C Models) 7" long
20	1	0151-2500C	Motor Body (Includes Main Bearing)
21	4	2210-0005	Hex Head Cap Screw

Ref. No.	Qty. Req'd.	Part No.	Description
22	2	1720-0110	O-ring
23	1	0700-2500C1	Gerotor Housing (HM1C Model) 1/2" wide
23	1	0702-2500C1	Gerotor Housing (HM3C Model) 1" wide
23	1	0704-2500C1	Gerotor Housing (HM5C Model) 5/8" wide
24	1	1600-0052	Dowel Pin (HM3C Models)
24	1	1600-0044	Dowel Pin (HM1C and HM5C Models)
25	1	1600-0068	Dowel Pin (HM3C Model)
25	1	1600-0037	Dowel Pin (HM1C and HM5C Models)
26	1	3900-0022	Gerotor (HM1C Model)
26	1	3900-0024	Gerotor (HM3C Model)
26	1	3900-0048	Gerotor (HM5C Model)
27	1	0251-2500C2	Motor End Plate (Includes Main Bearing)
28	4	2270-0039	Washer
29	4	2220-0044	Cap Screw (HM3C)
29	4	2220-0021	Cap Screw (HM1C)
29	4	2220-0032	Cap Screw (HM5C)
30	2	1720-0108	O-ring
31	1	3360-0021	Pressure Port Adapter
32	1	3260-0068	Poppet
33	1	1820-0038	Retaining Ring
34	1	3320-0049	Tank Port Adapter
35	1	3220-0029	Bypass Adjusting Screw
36	1	1700-0047	Gasket
37	1	2270-0027	Washer
38	1	2250-0038	Lock Nut
40	1	1610-0055	Roll Pin (HM3C Models)
40	1	1610-0031	Roll Pin (HM1C and HM5C Models)
41	1	1610-0012	Woodruff Key
42	1	2270-0071	Washer

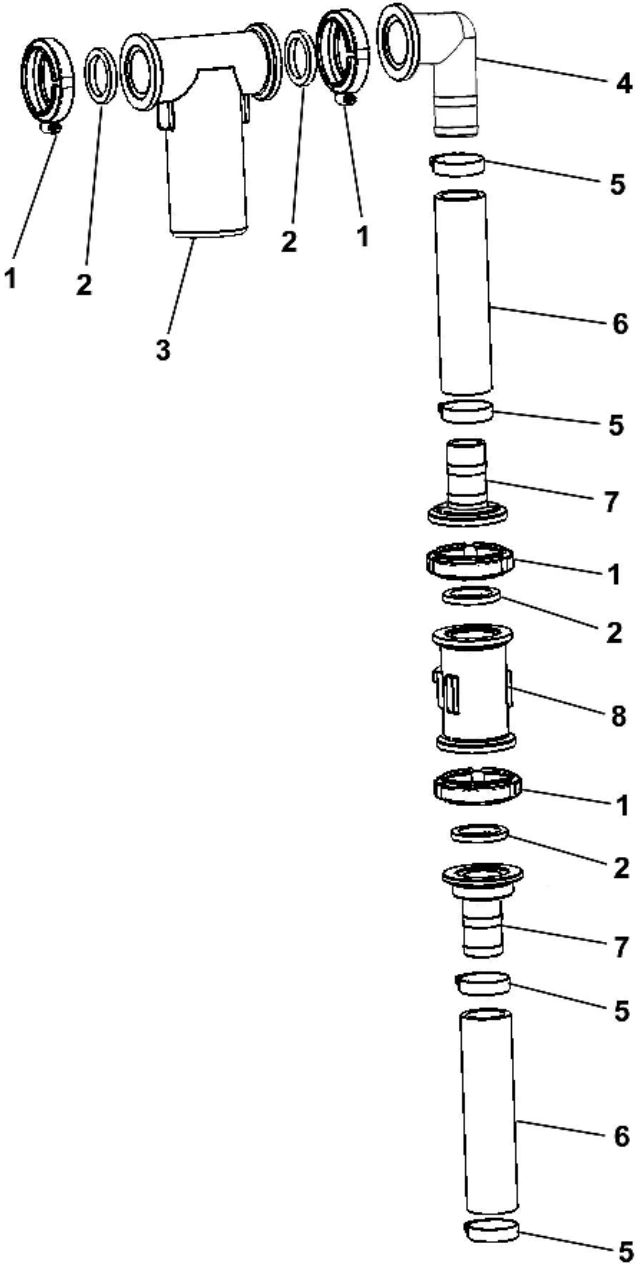


ILLUSTRATED PARTS LIST



FAST GLOBAL
SOLUTIONS

Raven Flow Controls



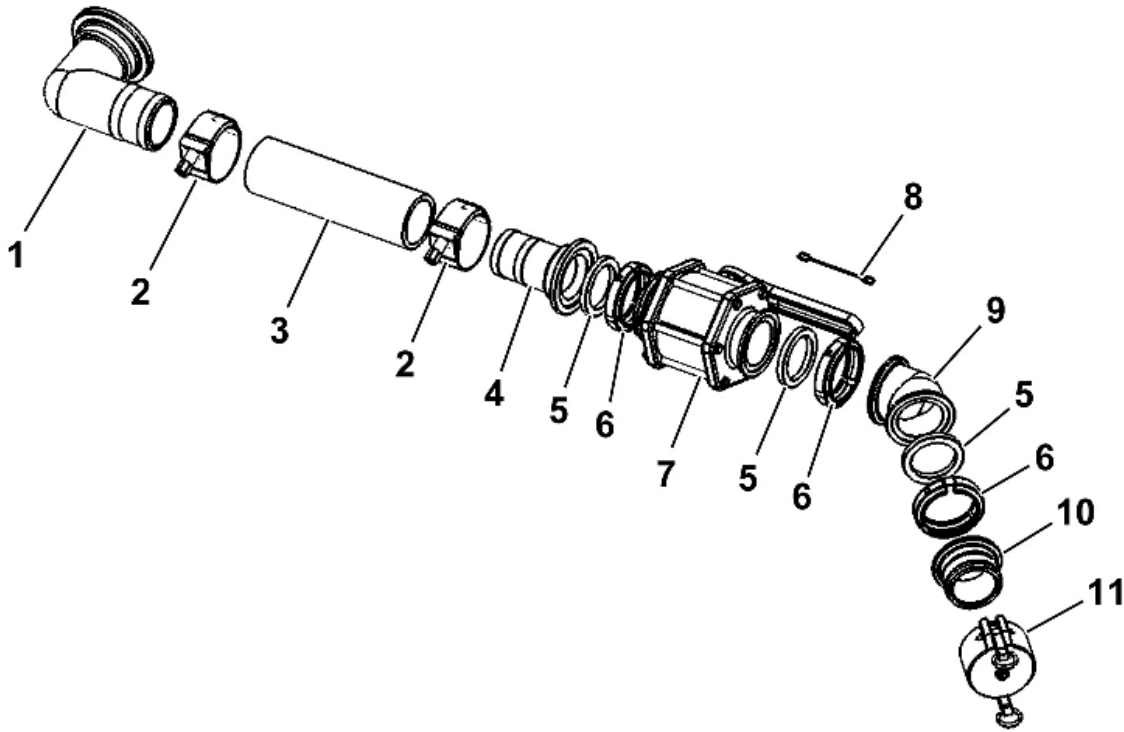


ILLUSTRATED PARTS LIST

Raven Flow Controls Parts List

ITEM	VENDOR PART NO.	PART NO.	QTY.	DESCRIPTION
1	FC220	540002	4	Manifold Clamp 2" Full Port
2	150G	530014	4	Gasket 2" Port
3	063-0171-894	631805	1	Raven Motorized Control, 2-way molded connector
4	M200150BRB90	530080	1	Manifold Elbow 2" Full Port x 1.5" Hose Barb
5	64024H	540016	4	Clamp Stainless Steel 1-1/2"
6	BS-1-1/2BH200	510014	AR	Hose EDPM 1-1/2"
7	M200150BRB	530100	2	Manifold Hose Barb 2" x 1.5" Hose Barb
8	063-0171-0793	631804	1	Raven Flow Meter

Quick Fill - Optional 3 Inch



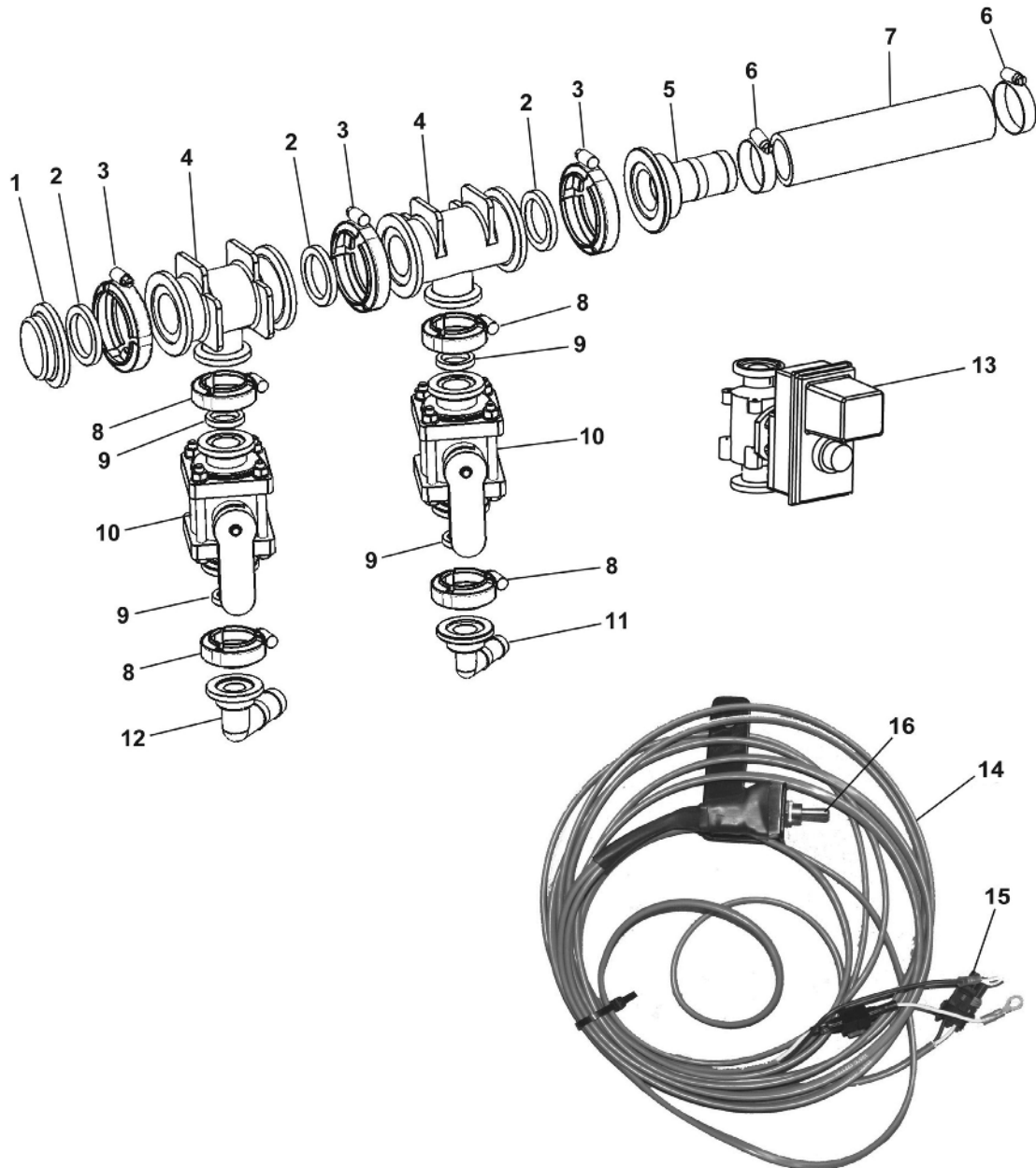
Quick Fill - Optional 3 Inch Parts List

ITEM	VENDOR PART NO.	PART NO.	QTY.	DESCRIPTION
1	M300BRB90	530114	1	3" Flange x 3" HB-90 Deg
2	TC-343	540009	2	Clamp 3" T-Bolt Hose 3.43 MM
3	12012810	510004	1	Hose 3" Fertilizer
4	M300BRR	530113	1	3" Flange x 3" Hose Barb
5	300G	530024	3	3" EPDM Gasket
6	FC300	540003	3	Clamp 3" Worm Screw
7	M300FP	500012	1	Valve 3" FPT x 3" Port Poly
8	79-12	530179	1	Cable Lanyard
9	M300CPG45	530234	1	3" Manifold CPIG x 45 Deg
10	M300A	530233	1	Adapter, 3" Male x 3" Male THD
11	300CAP	530023	1	3" Cap



FAST GLOBAL
SOLUTIONS

Agitation & Rinse Control





ILLUSTRATED PARTS LIST

Agitation & Rinse Control Parts List

ITEM	VENDOR PART NO.	PART NO.	QTY.	DESCRIPTION
1	M200PLG	530093	1	Manifold Plug 2"
2	150G	530014	3	1.5" EPDM Gasket
3	FC200	540001	3	Manifold Clamp
4	M200100TEE	530075	2	Manifold Tee 2 X 1"
5	M200150BRB	530079	1	Manifold Hose Barb 1-1/2"
6	64024H	540016	2	Clamp Hose 1-1/2"
7	1-1/2 EDPM	510014	4'	Hose Spray 1-1/2 Goodyear
8	FC100	540000	4	Manifold Clamp 1"
9	M100G	530068	4	Gasket 1"
10	MV100CF	500005	2	Manifold Valve 1"
11	M100075BRB90	530060	1	Manifold Elbow 1" X 3/4" HB To Rinse Balls
12	M100BRB90	530061	1	Manifold Elbow 1" HB To Agitation
13	PL344BR-24-CEC	500001	2	Valve Ball Electric Agitation (Optional)
14		90SAEASA	1	Control Harness Electric Agitation
15		560021	1	Fuse 15 Amp
16		560043	1	Switch



ILLUSTRATED PARTS LIST

Agitation Shut-Off, Electric Option



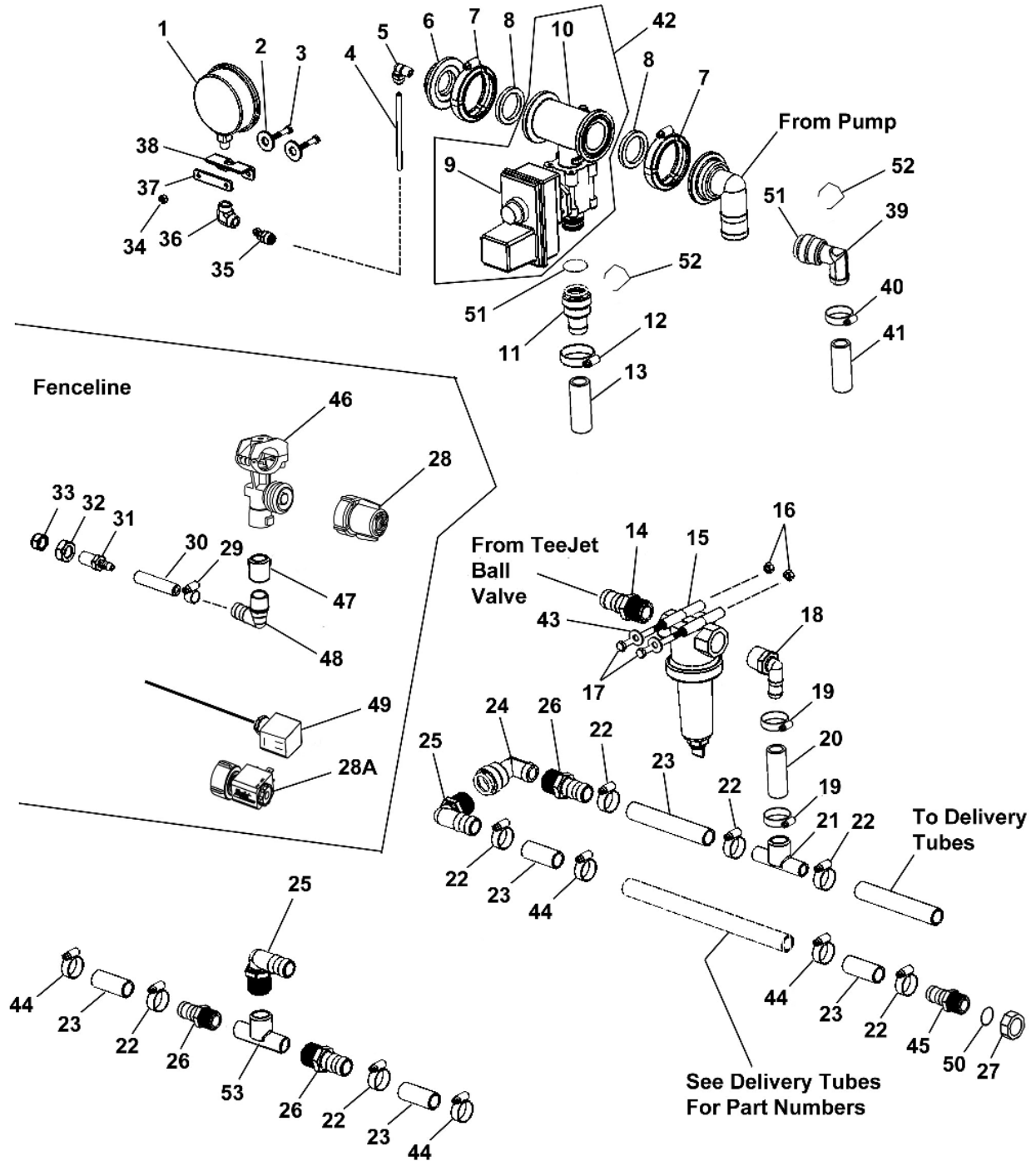


ILLUSTRATED PARTS LIST

Agitation Shut-Off, Electric Option Parts List

ITEM	PART NO.	QTY.	DESCRIPTION
1	11145BLK	1	SWITCH BRACKET
2	500064	1	VALVE 356 Ser ON/OFF ELECTRIC AGITATION
3	530066	1	1" MANIFOLD X 1" HOSE BARB
4	530068	2	1" EPDM GASKET FOR MANIFOLD
5	530362	1	1" MANIFOLD COUPLING, 90°
6	540000	2	CLAMP, 1" WORM SCREW
7	631970	1	CABLE,ELECTRIC AGITATION ON/OFF
8	800016	1	DECAL, ELECTRIC AGITATION

Boom Plumbing



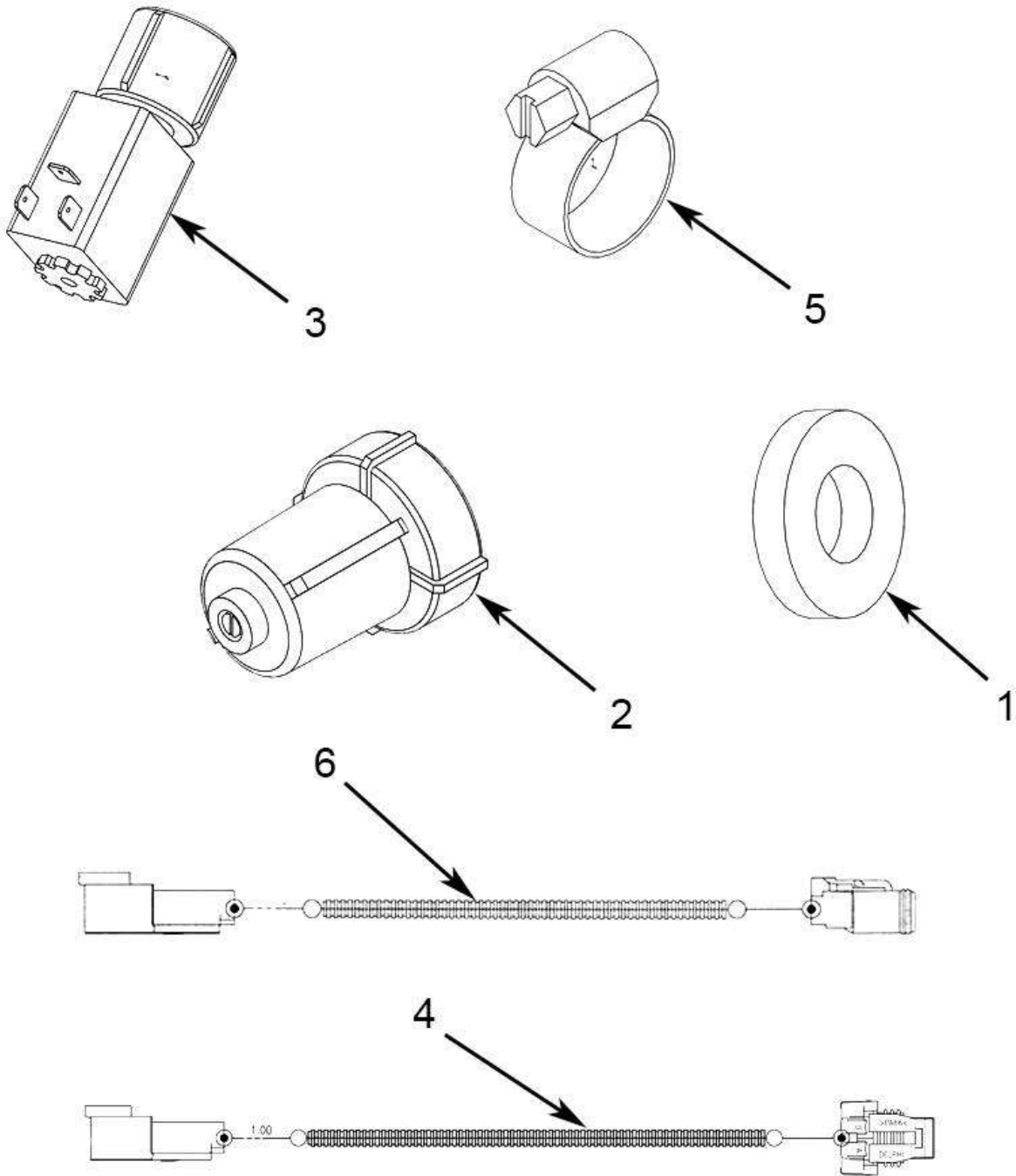


ILLUSTRATED PARTS LIST

Boom Plumbing Parts List

ITEM	VENDOR PART NO.	PART NO.	QTY.	DESCRIPTION
1	4154-GXX-160	790020	1	Pressure Guage 0-160 psi
2		256	2	Washer Flat 1/4" Zp
3		103	2	Bolt HH 1/4 X 1-1/2 GR5 Zp
4	2T20-003	510023	AR	Tubing Poly 1/4" OD
5	44103211	530004	1	Q-Lock Connector Elbow 1/4" MPT x 1/4" Hose
6	M200PLG025	530094	1	Manifold Plug 2" X 1/4" Port
7	FC200	540001	AR	Manifold Clamp 2" Standard
8	150G	530014	AR	Manifold Gasket 2"
9	50516-6	500029	AR	Ball Valve Section Motor
10	56609-2-F		AR	Valve Sub-Assembly
11	45529-1"	530190	AR	Quick Connector Sub-Assembly
12	64016H	540014	AR	Hose Clamp 1"
13	1BH200	510016	AR	Hose Spray EDPM 1" ID
14	HB100	530041	AR	Hose Barb 1" MPT X 1" HB
15	LST100-50	530057	AR	Strainer Line 50 Mesh Screen (LST150 Screen)
16		236	AR	Nut HH 5/16" CL Zp
17		120	AR	Bolt HH 5/16 X 3-1/2 GR5 Zp
18	HB100-90	530044	AR	Hose Barb Elbow 1" MPT X 1" Hose
19	64016H	540014	AR	Hose Clamp 1"
20	1BH100	510016	AR	Hose Spray EDPM 1" ID
21	HB100	530056	AR	Hose Barb 1" x 1" Tee
22	64016H	540014	AR	Hose Clamp 1"
23	1BH200	510016	AR	Hose Spray EDPM 1" ID
24	EL100-90	530310	AR	Elbow 1" FPT
25	HB100-90	530044	AR	Hose Barb Elbow 1" MPT X 1" Hose
26	HB100	530041	AR	Hose Barb 1" MPT X 1" HB
27	V13N34	530245	AR	Cap 1" FPT
28	58140	520037	AR	Fenceline Nozzle Body, Manually Controlled
28A	55280-1	520038	AR	Fenceline Nozzle Body, Electrically Controlled
29	345-005	540032	2	Hose Clamp 3/8"
30	3/8BH200	510020	AR	Hose Spray EDPM 3/8"
31	1338D	530306	2	Fenceline Nozzle Body
32	3B12		2	Nozzle Body Nut
33	CP8027-NYB	520019	2	Nozzle Tip Nut
34		227	2	Nut HH 1/4" Nylock ZP
35	44103206	530001	1	Q-LOCK Connector 1/4" MPT x 1/4" Hose
36	5504-04-04-SS	610006	1	Elbow 1/4" NPT Stainless Steel
37		11758	1	Guage Bracket
38		11786	1	Guage Strap
39	45529-90-1	530190	1	Elbow 3/4" Return To Tank
40	64012H	540013	1	Clamp 3/4"
41	BS-3/4 BH200	510019	1	Hose 3/4"
42	54608-15-450BEC3	500029	AR	Ball Valve Section (Items 9 & 10)
43		257	AR	5/16" Washer
44	TC-130	540037	AR	T-Bolt Clamp
45	D34100	530225	AR	Hose Barb
46	QJ17560A-25M	520030	AR	Body Single
47	Q54676-1/4-NYR	530248	AR	Adapter
48	3EL14628	530209	AR	1/4 x 3/8" Barb 90°
49	58480-2	530429	AR	Cable, Chem Saver Electric Option
50	W806V	530227	AR	Cap Gasket
51	CP7717-3-912-VI	530198	AR	O-Ring
52	CP37166-1-302SS	530193	AR	Retaining Clip
53	BJTEE100 FP	530147	AR	Tee 1" NPT

Fence Line Option





ILLUSTRATED PARTS LIST

Fence Line Option Parts List

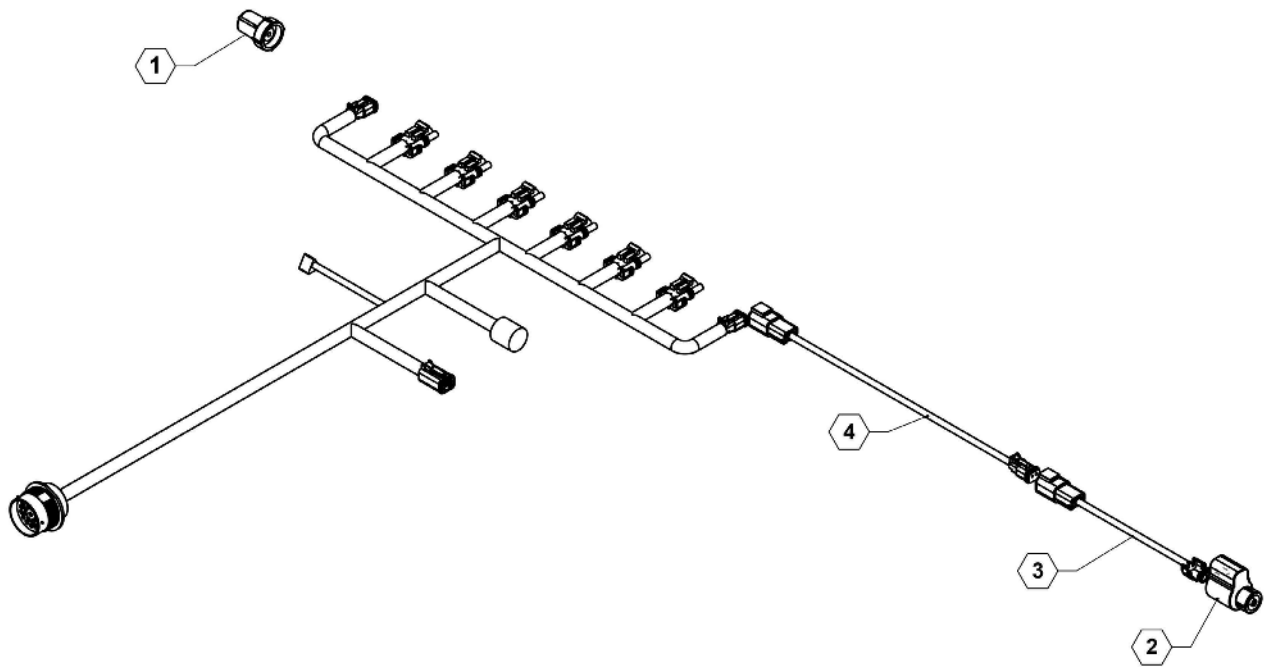
ITEM	PART NO.	QTY.	DESCRIPTION
1	520016	2	NOZZLE SEAT WASHER, RUBBER
2	520037	2	NOZZLE MANUAL CHEM SAVER
3	520038	2	NOZZLE ELECTRIC CHEM SAVER
4	632044	2	CABLE ADAPTER 2P DT TO 2P 6"
5	540032	4	CLAMP, HOSE 5/16"
6	632054	2	55' FENCE ROW CABLE



ILLUSTRATED PARTS LIST

Single Fence Line, Display Control

NOTE:
1. FOR USE WITH RAVEN RCM AND JD RC2000





ILLUSTRATED PARTS LIST

Single Fence Line, Display Control Parts List

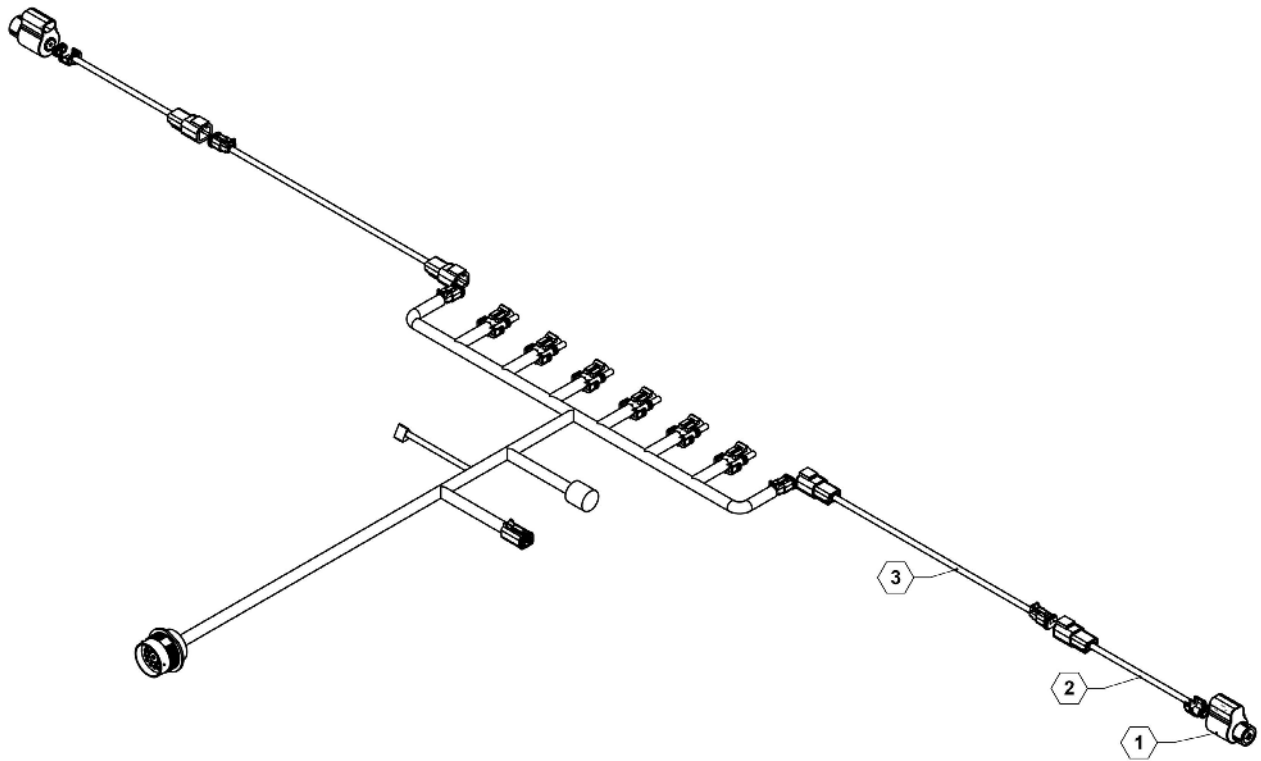
ITEM	PART NO.	QTY.	DESCRIPTION
1	520037	1	VALVE, MANUAL CHEMSAVER
2	520038	1	VALVE, ELECTRIC CHEMSAVER
3	632044	1	FENCEROW ADAPTER CABLE, 6"
4	632054	1	FENCEROW CABLE, 55'



ILLUSTRATED PARTS LIST

Dual Fence Line, Display Control

NOTE:
1. FOR USE WITH RAVEN RCM AND JD RC2000





ILLUSTRATED PARTS LIST

Dual Fence Line, Display Control Parts List

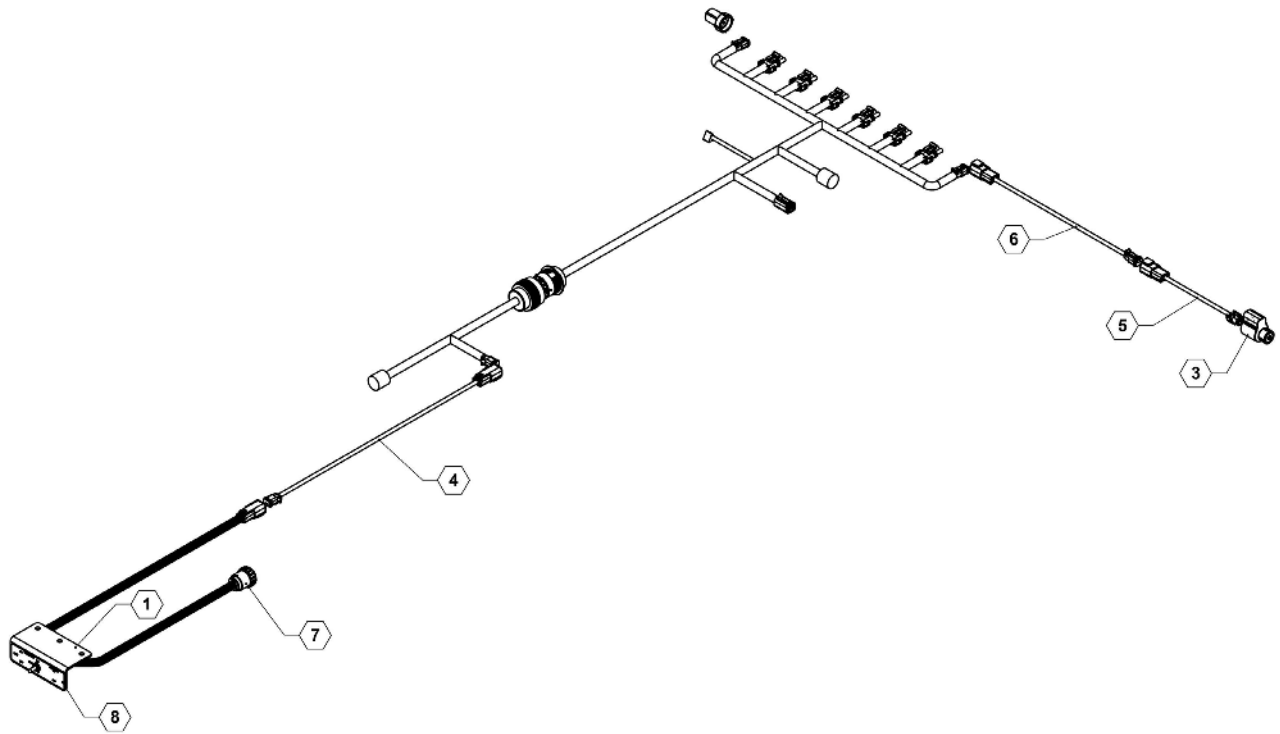
ITEM	PART NO.	QTY.	DESCRIPTION
1	520038	2	VALVE, ELECTRIC CHEMSAVER
2	632044	2	FENCEROW ADAPTER CABLE, 6"
3	632054	2	FENCEROW CABLE, 55'



ILLUSTRATED PARTS LIST

Single Fence Line, Toggle Switch Control

NOTE:
1. FOR USE WITH RAVEN 450, JD GREENSTAR & OTHER 16 & 37 PIN CABLING CONTROLLERS





ILLUSTRATED PARTS LIST

Single Fence Line, Toggle Switch Control Parts List


ITEM	PART NO.	QTY.	DESCRIPTION
1	18437	1	PLATE, MOUNT
2	520037	1	VALVE, MANUAL CHEMSAVER
3	520038	1	VALVE, ELECTRIC CHEMSAVER
4	632042	1	2 PIN DT 40' CABLE EXTENSION
5	632044	1	FENCEROW ADAPTER CABLE, 6"
6	632054	1	FENCEROW CABLE, 55'
7	632089	1	CABLE, SINGLE ELECTRIC FENCELINE NOZZLE
8	800261	1	DECAL, FENCELINE & AGITATION



ILLUSTRATED PARTS LIST

Dual Fence Line, Toggle Switch Control

NOTE:
1. FOR USE WITH RAVEN 450, JD GREENSTAR & OTHER 16 & 37 PIN CABLING CONTROLLERS



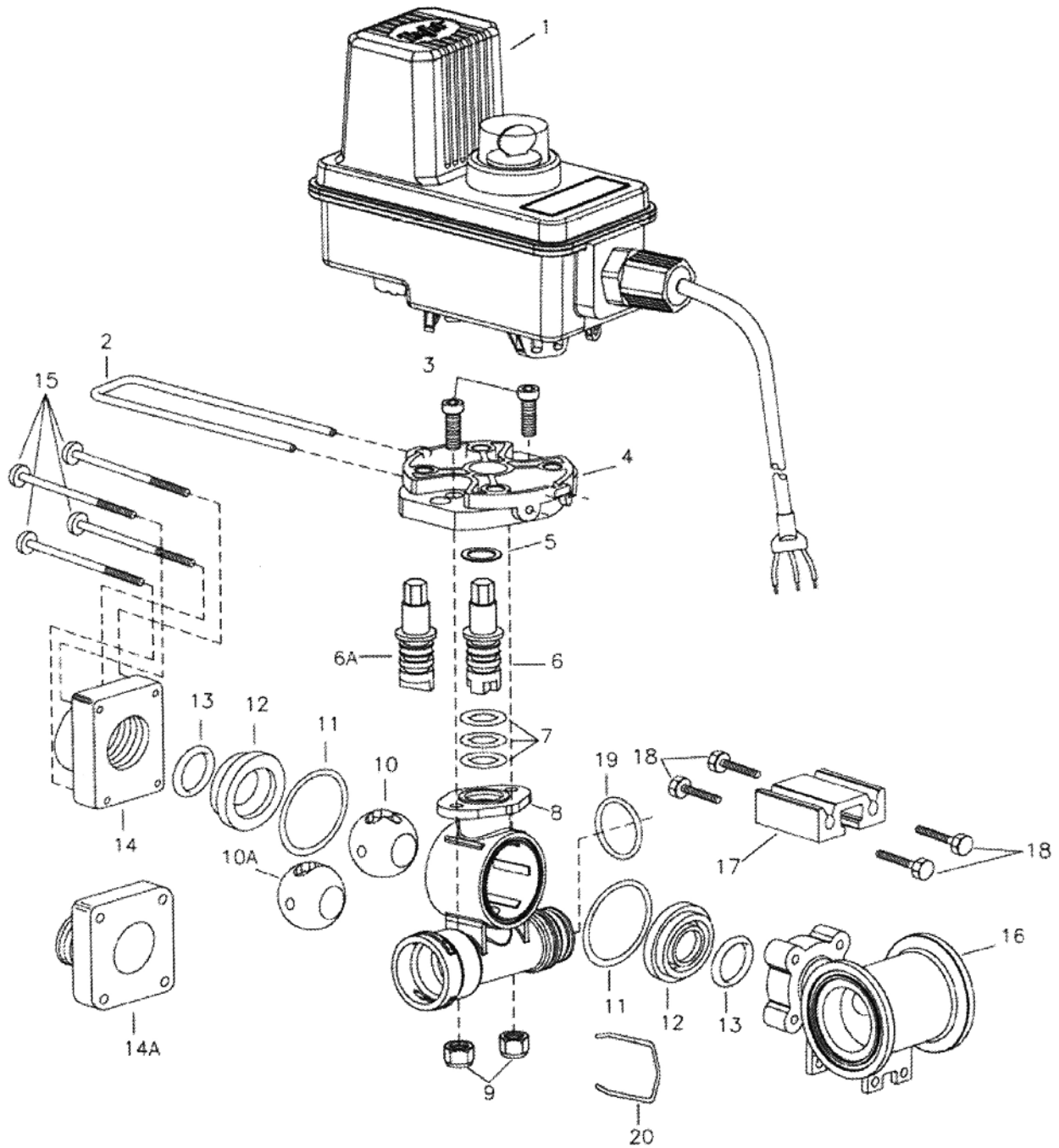


ILLUSTRATED PARTS LIST

Dual Fence Line, Toggle Switch Control Parts List

ITEM	PART NO.	QTY.	DESCRIPTION
1	18437	1	PLATE, MOUNT
2	520038	2	VALVE, ELECTRIC CHEMSAVER
3	632042	1	2 PIN DT 40' CABLE EXTENSION
4	632044	2	FENCEROW ADAPTER CABLE, 6"
5	632054	2	FENCEROW CABLE, 55'
6	632088	1	CABLE, DUAL ELETRIC FENCELINE NOZZLES
7	800261	1	DECAL, FENCELINE & AGITATION

Plumbing Valves





ILLUSTRATED PARTS LIST

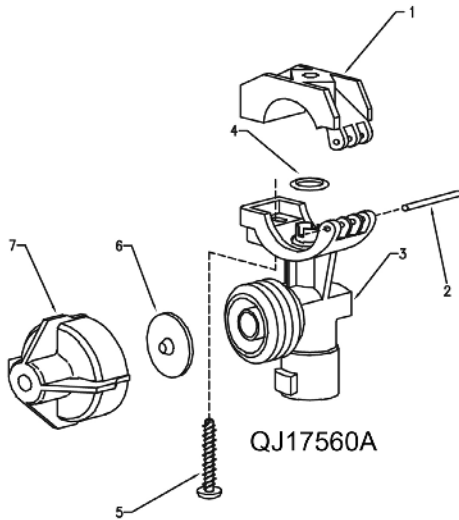
Plumbing Valves Parts List

ITEM	VENDOR PART NO.	QTY.	DESCRIPTION
0	PL450BEC-FB	1	Shut-off Valve
1	TJ505156	1	BEC MOTOR, 22 RPM (.07 SEC)
2	CP50517-SSPV	1	RETAINING CLIP, 304 STAINLESS
3	CP26197-PP	2	SCREW, 1/4"-20 X 7/8", STAINLESS
4	CP50514-PP	1	MOTOR ADAPTER, POLY BLACK
5	CP20125-TEF	1	THRUST WASHER, TEFLON
6	CP56613-SS	1	STEM, 303 STAINLESS (FOR POLY BALL)
7	CP7717-M12X2.5-V1	3	O-RING, VITON
8	CP55233-NYB	1	FLOW BACK BODY, NYLON BLACK
9	CP38435-1/4-SSNY	2	ELASTIC LOCKNUT, 1/4-20, STAINLESS
10	CP20106-2-PP	1	FLOW BACK BALL, POLY, WHITE
10A	CP19926-2-SS	1	FLOW BACK BALL, 303 STAINLESS
11	CP20564	2	GASKET, VITON
12	CP20103-TEF	2	SEAL, TEFLON
13	CP7717-2-2132VI	2	O-RING, VITON
14A	CP45514-NYB	1	END CAP, NYLON, BLACK, QUICK CONNECT
15	CP45252-2-3/4-SSPV	4	SCREW, 1/4-12 X 2-3/4 PAN HEAD, SS
16	CP55224-PP	1	#75 NARROW TEE BODY, POLY, BLACK
17	CP45216-AL	1	MOUNTING RAIL, ALUMINUM
18	CP45259-SS	4	SCREW, M6 X 1 X 16MM HEX, SS
19	CP7717-3-912-VI	2	O-RING, VITON
20	CP37166-1-302SS	2	QUICK CONNECT RETAINING CLIP, 302 SS
	56609-3FB-_-_-	1	VALVE BODY SUB ASSEMBLY, SPECIFY OUTLET SIZE & BALL MATERIAL (INCLUDES ITEMS 1-3)
	AB344AE-KIT	1	SPARE PARTS KIT



ILLUSTRATED PARTS LIST

Nozzle Bodies



QJ17560A

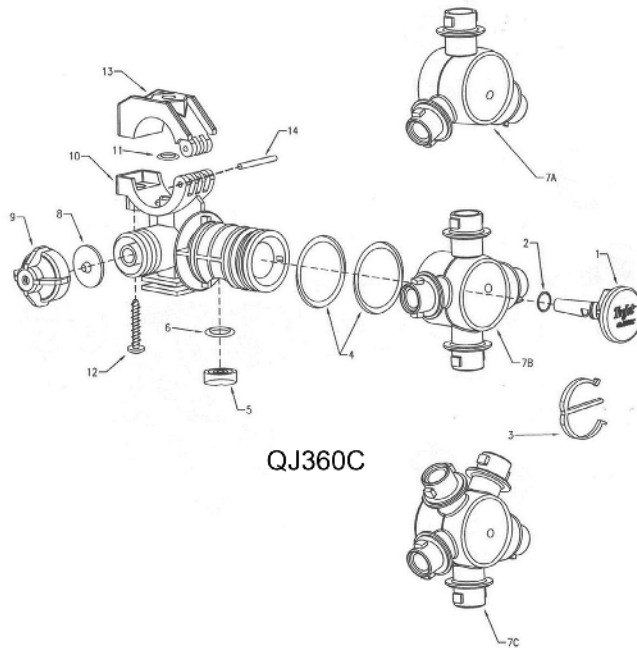
ITEM	PART NO.	DESCRIPTION
1	CP48224-NYB	Upper Clamp, 25mm, Nylon (Black)
2	CP48256-SS	Pivot Pin, Stainless Steel
3	CP48498-NYB	Body, 3/4", Nylon (Black) (for 3/4" and 25mm versions)
4	CP7717-2/110-BU	O-Ring, Buna-N
	CP7717-2/110-VI	O-Ring, Viton (Optional)
5	CP48255-1 1/4-302SS	Screw, Stainless Steel
6	CP21953-EPR	Diaphragm, EPDM
	CP21953-VI	Diaphragm, Viton (Optional)
7	21950-10-NYB	End Cap Sub-Ass'y, Nylon (Black)
No. QJ17560A-25mm-NYB(-VI) - Hinged Nozzle Body Assembly		

ITEM	PART NO.	DESCRIPTION
1	CP38930-8-NYB	Plug, Nylon (Black)
2	CP7717-2-13-EPR	O-Ring, EPDM
	CP7717-2-13-VI	O-Ring, Viton (Optional)
3	CP38931-NYB	E-Clip, Nylon (Black)
4	CP7717-M28x3-EPRIFE	O-Ring, EPR-Teflon Filled (2 Req'd.)
	CP7717-M28x3-VIIFE	O-Ring, Viton-Teflon Filled (2 Req'd.) (Optional)
5	CP56726-VIIFE	Seal, Viton-Teflon Filled
6	CP7717-2-111-VI	O-Ring, Viton
7A	CP38921-2-NYB	Turret, Nylon (Black) (3 Outlet)
7B	CP38922-2-NYB	Turret, Nylon (Black) (4 Outlet)
7C	CP38923-2-NYB	Turret, Nylon (Black) (5 Outlet)
8	CP21953-EPR	Diaphragm, EPDM
	CP21953-VI	Diaphragm, Viton (Optional)
9	21950-10-NYB	End Cap Sub-assembly, Nylon (Black)
10	CP38925-2-NYB	3/4" & 25mm Body, Nylon (Black)
11	CP7717-2-110-BU	O-Ring, Buna-N
	CP7717-2-110-VI	O-Ring, Viton (Optional)
12	CP48255-1-1/4-302SS	Screw, Stainless Steel
13		
	CP48224-NYB	25mm Upper Clamp, Nylon (Black)
14	CP48256-SS	Pivot Pin, Stainless Steel
No. QJ56_C-25MM-NYB(-VI) - 25mm Wet Boom Nozzle Body*		
*Notes: Specify Either 3, 4, or 5 in Part Number For Number of Outlets Desired, -VI in Part Number Specifies Viton O-Ring Option		

DESCRIPTION:
QJ17560A HINGED CLAMP
WET BOOM DIAPHRAGM
CHECK VALVE QUICK TEJJE®
NOZZLE BODY ASSEMBLY
 (1/2", 3/4", 1", 20mm, & 25mm)

Spraying Systems Co.®
 Spray Nozzles and Accessories
 P.O. Box 7900 - Wheaton, IL 60189-7900

Rev. No.	Parts List No.
Ref.	PL QJ17560A
	SHEET OF



QJ360C

DESCRIPTION:
QJ360C WET BOOM
DIAPHRAGM CHECK VALVE
QUICK TEJJE® HINGED
NOZZLE BODY ASSEMBLY

Spraying Systems Co.®
 Spray Nozzles and Accessories
 P.O. Box 7900 - Wheaton, IL 60189-7900

Rev. No.	PARTS LIST
Ref.	PL QJ360C-WB
	SHEET OF



QJ375

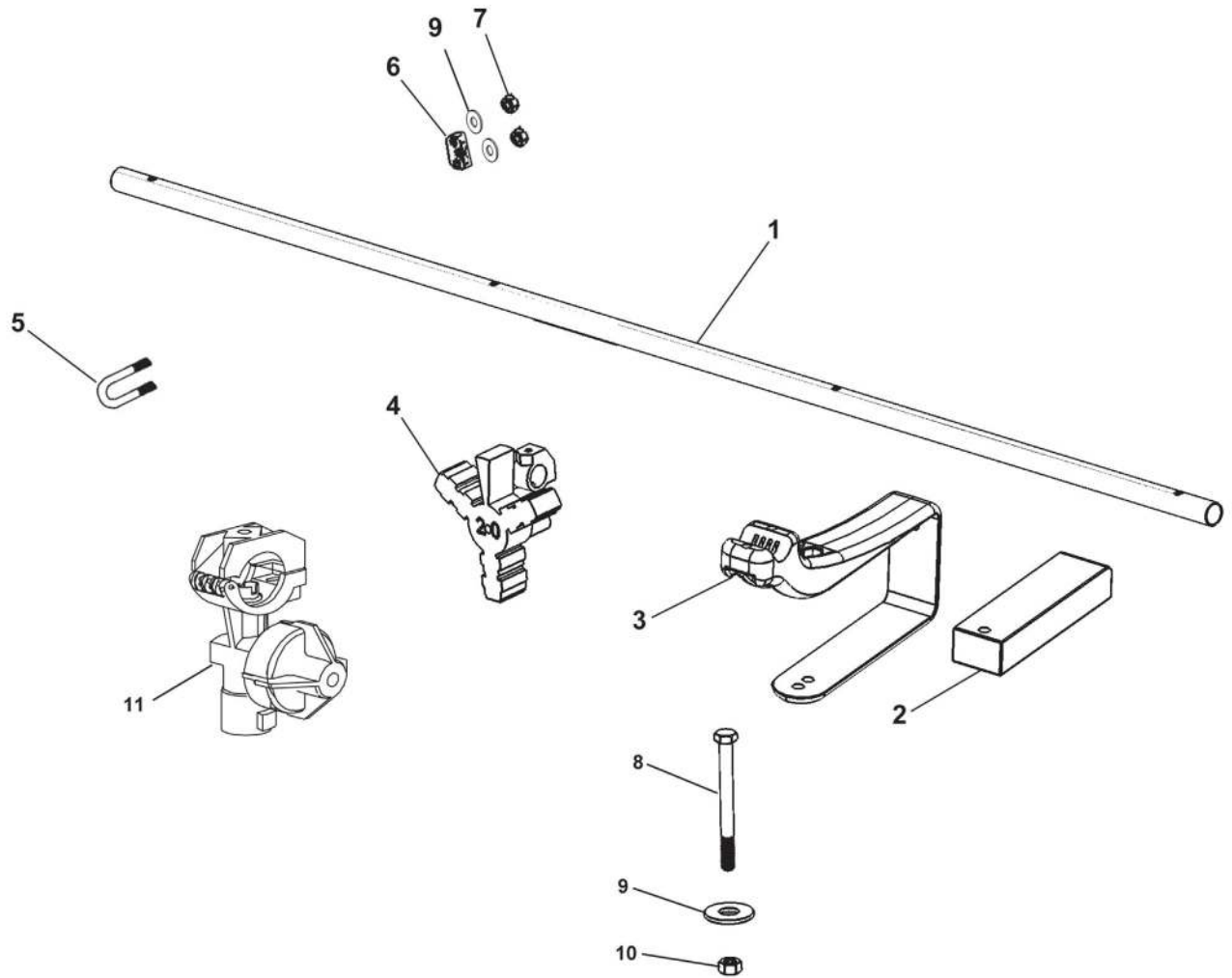


QJ373



FAST GLOBAL
SOLUTIONS

Delivery Tubes



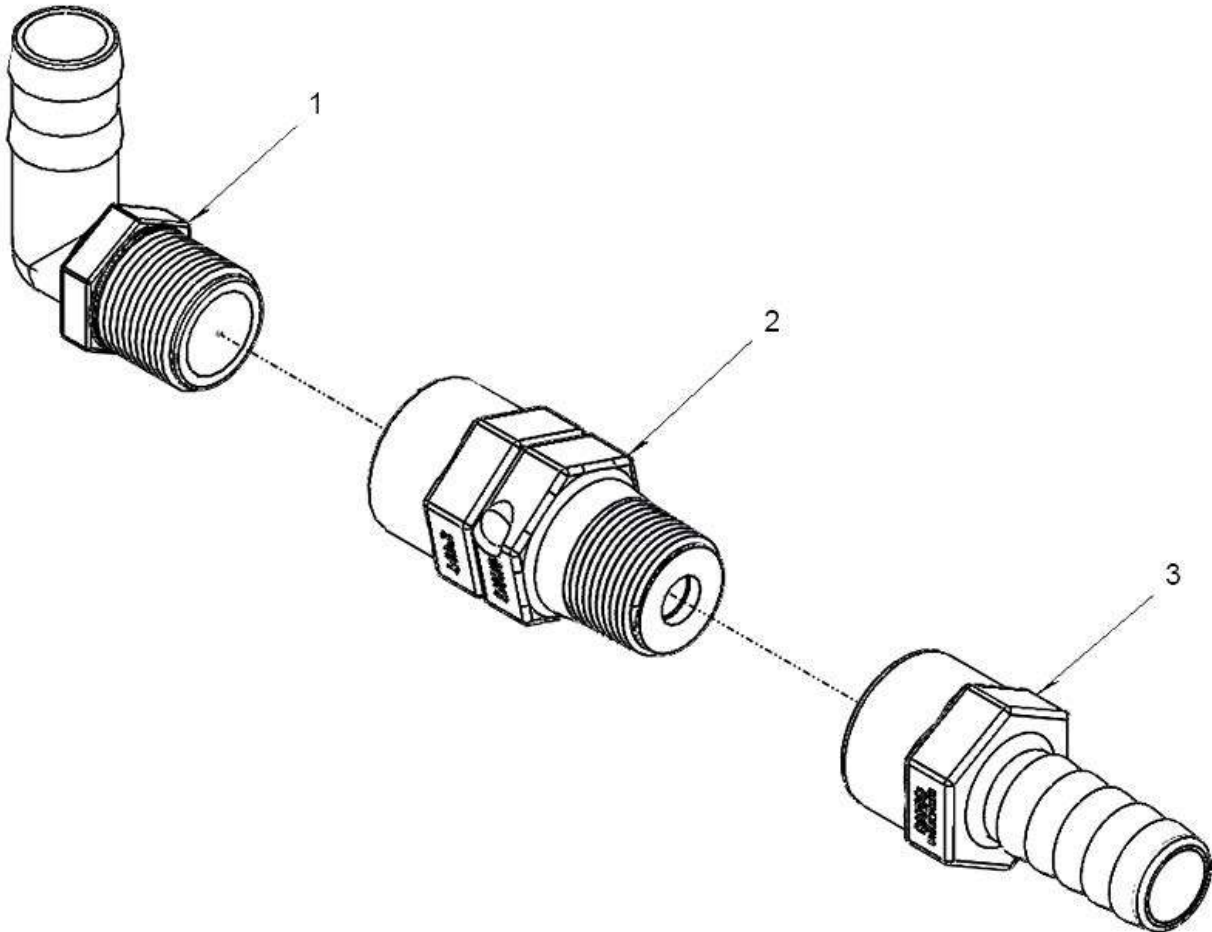


ILLUSTRATED PARTS LIST

Delivery Tubes Parts List

ITEM	PART NO.	QTY.	DESCRIPTION
1	14301	AR	Tube, 6 Port 15 Inch Spacing + Fenceline Valve
1	14302	AR	Tube, 2 Port 15 Inch Spacing
1	14303	AR	Tube, 3 Port 15 Inch Spacing
1	14304	AR	Tube, 4 Port 15 Inch Spacing
1	14305	AR	Tube, 5 Port 15 Inch Spacing
1	14306	AR	Tube, 6 Port 15 Inch Spacing
1	14307	AR	Tube, 7 Port 15 Inch Spacing
1	14308	AR	Tube, 8 Port 15 Inch Spacing
1	14309	AR	Tube, 9 Port 15 Inch Spacing
1	14310	AR	Tube, 10 Port 15 Inch Spacing
1	14311	AR	Tube, 7 Port 20 Inch Spacing + Fenceline Valve
1	14312	AR	Tube, 2 Port 20 Inch Spacing
1	14313	AR	Tube, 3 Port 20 Inch Spacing
1	14314	AR	Tube, 4 Port 20 Inch Spacing
1	14315	AR	Tube, 5 Port 20 Inch Spacing
1	14316	AR	Tube, 6 Port 20 Inch Spacing
1	14317	AR	Tube, 7 Port 20 Inch Spacing
1	14318	AR	Tube, 8 Port 20 Inch Spacing
1	14319	AR	Tube, 9 Port 20 Inch Spacing
1	14320	AR	Tube, 5 Port 20 Inch Spacing + Fenceline Valve
1	14321	AR	Tube, 6 Port 20 Inch Spacing + Fenceline Valve
1	14322	AR	Tube, 2 Port 22 Inch Spacing
1	14323	AR	Tube, 3 Port 22 Inch Spacing
1	14324	AR	Tube, 4 Port 22 Inch Spacing
1	14325	AR	Tube, 5 Port 22 Inch Spacing
1	14326	AR	Tube, 6 Port 22 Inch Spacing
1	14327	AR	Tube, 7 Port 22 Inch Spacing
1	14329	AR	Tube, 6 Port 22 Inch Spacing + Fenceline Valve
1	14330	AR	Tube, 5 Port 22 Inch Spacing + Fenceline Valve
1	14331	AR	Tube, 6 Port 15 Inch Spacing + Fenceline Valve
1	14332	AR	Tube Assembly, 2 Port 15 Inch Spacing, Inc Nozzles
1	14333	AR	Tube Assembly, 3 Port 15 Inch Spacing, Inc Nozzles
1	14334	AR	Tube Assembly, 4 Port 15 Inch Spacing, Inc Nozzles
1	14335	AR	Tube Assembly, 5 Port 15 Inch Spacing, Inc Nozzles
1	14336	AR	Tube Assembly, 6 Port 15 Inch Spacing, Inc Nozzles
1	14337	AR	Tube Assembly, 7 Port 15 Inch Spacing, Inc Nozzles
1	14338	AR	Tube Assembly, 8 Port 15 Inch Spacing, Inc Nozzles
1	14339	AR	Tube Assembly, 9 Port 15 Inch Spacing, Inc Nozzles
1	14340	AR	Tube Assembly, 10 Port 15 Inch Spacing, Inc Nozzles
2	590054	AR	Spacer, Wet Boom
3	540040	AR	Clamp, Wet Boom
4	520039	AR	Nozzle Body Triple Wet Boom
5	590048	AR	U-Bolt Stainless Steel
6	540029	AR	Tube Clamp Base
7	655	AR	Nut HH
8	590078	AR	Bolt HH 1/4 x 4-1/2 GR5 Stainless Steel
9	685	AR	Washer 1/4" Stainless Steel
10	655	AR	Nut 1/4" Nylock Stainless Steel
11	520030	AR	Nozzle Body Single Wet Boom

60 - 80' Side Fold Fitting



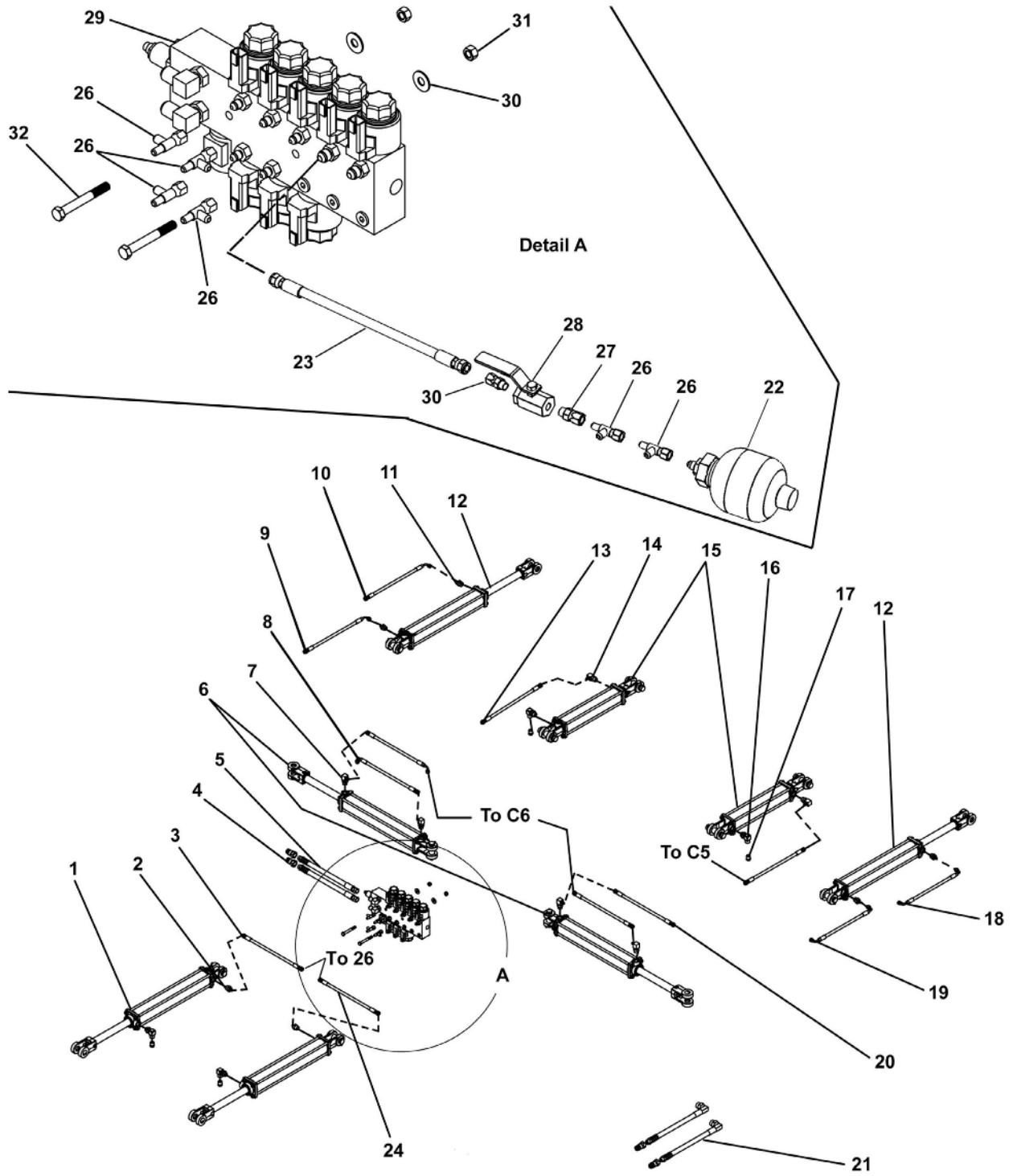
60 - 80' Side Fold Fitting Parts List

ITEM	PART NO.	QTY.	DESCRIPTION
1	530044	1	1" MPT X 1" HOSE SHANK-90°
2	530326	1	1' MALE X 1" FEMALE SWIVEL
3	530325	1	1' FEMALE THREAD X 1" HOSE SHANK



FAST GLOBAL
SOLUTIONS

Hydraulic System



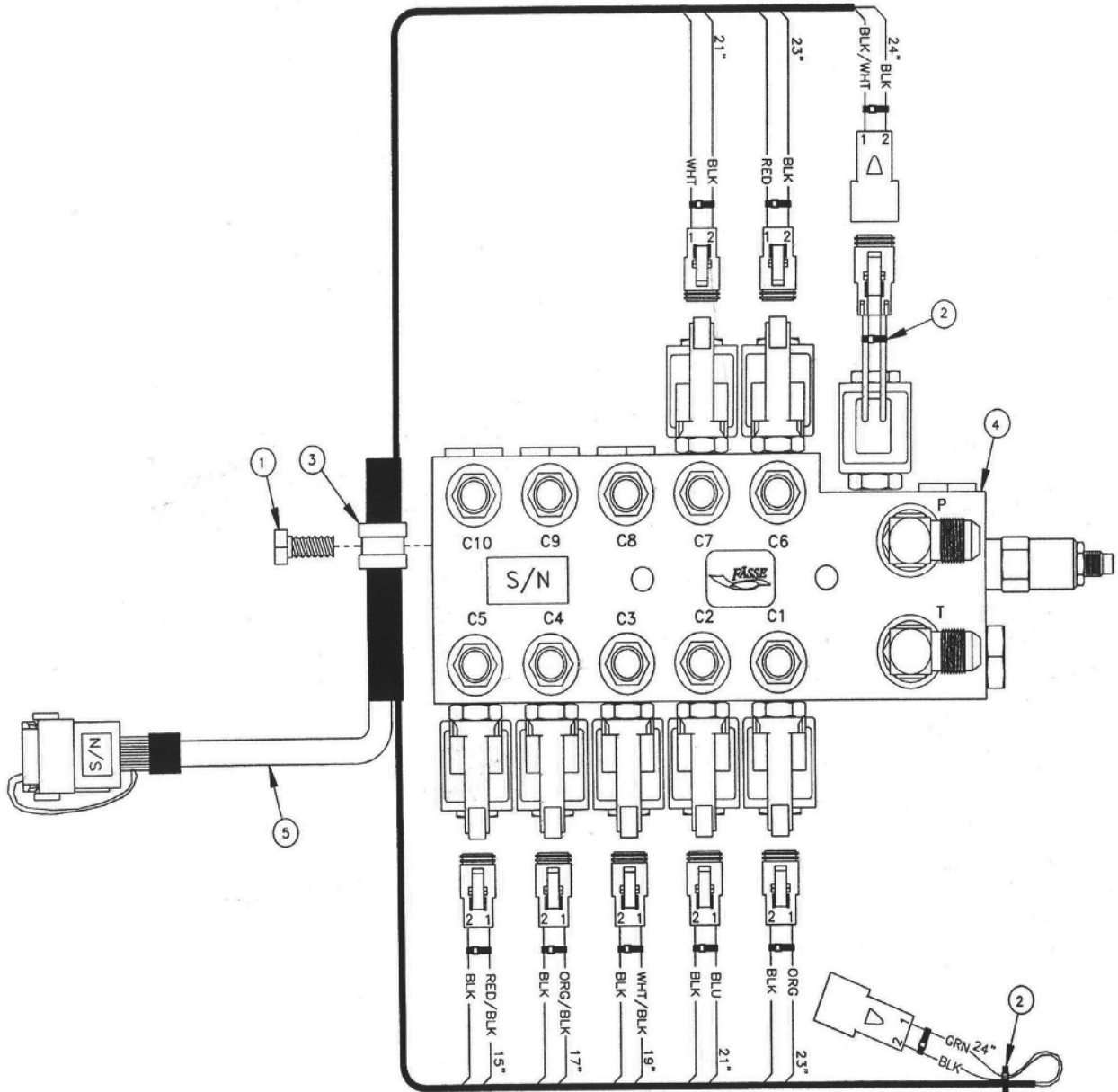


ILLUSTRATED PARTS LIST

Hydraulic System Parts List

ITEM	VENDOR PART NO.	PART NO.	DESCRIPTION	QTY.	60'	80, 90 & 100'
1	648124	620019	Cylinder, 20TD16-150 SA Push, Main Lift	2		
2	6400-4-8-047	610038	8ORB x 4JIX Restricted Adapter, .047	2		
3	FDM4R17-4FJX	600008	Hose 4JIC Straight	1		
4	2-NV12-12SAE-M	530182	Hydraulic TIP x 8ORB	4		
5	FDM8R17-8FJX-8MBO-288		Hose Hydraulic Block Feed	2		
6	645710	620006	Cylinder, 30TD16-150 Double Acting, Fold	2		
7	6801-4-8-R.045	610039	8ORB x 4JIX 90° Restricted Adapter, .032 (9600N)	4		
7	6801-4-8-R.045	610040	8ORB x 4JIX 90° Restricted Adapter, .045 (9600)	4		
8	FDM4R17-4FJX-4FJX-104		Hose 4JIC Straight	2		
9	FDM4R17-4FJX90M-4FJX-302		Hose 4JIC Straight x 4JIC 90°	1		
10	FDM4R17-4FJX90M-4FJX-302		Hose 4JIC Straight x 4JIC 90°	1		
11		610039	8ORB x 4JIX 90° Restricted Adapter, .032 (9600N)	4		
11	6801-4-8-R.045	610040	8ORB x 4JIX 90° Restricted Adapter, .045 (9600)	4		
12	645710	620006	Cylinder, 30TD16-150 Double Acting, D13, Wing	2		
13	FDM6R17-6FJX-156		Hose 6JIC Straight	2		
14	6801-6-8	610030	8ORB x 6JIX Adapter	2		
15	648422	620023	Cylinder, 25TD08-112 SA Pull, Wing Tilt	2		
15			For Norac/Raven Boom Height Control Systems		Opt.	
15	648402 Opt. Norac/Raven	620022	Cylinder, 25TD10-112 SA Pull, Wing Tilt		Opt.	
16	6805-6-8	610035	8ORB x 3/8" FPT 90° Adapter	4		
17	BV3	610036	Breather 3/8" MPT	4		
18	FDM4R17-4FJX90M-SAME-302		Hose Hydraulic 4JIC 90° x 4JIC 90°	1		
19	FDM4R17-4FJX90M-4FJX-322		Hose Hydraulic 4JIC 90° x 4JIC 90°	1		
20	FDM4R17-4FJX-4FJX-104		Hose Hydraulic 4JIC Straight	2		
21	FDM8R17-8MBO-10MBX090-204		Hose Hydraulic Pump Feed	2		
22	0531-601-500/100	630002	Accumulator	1		
23	FDM4R17-4FJX-4FJX90M-15		Hose Hydraulic 4JIC Straight	1		
24	FDM4R17-4FJX-4FJX-25.3		Hose Hydraulic 4JIC Straight	1		
25	N/A					
26		610026	Run Tee Adapter 4JIC, ZN	6		
26	6602-4	610028	Run Tee Adapter 4JIC	6		
27	6402-04-04	610018	Adapter Swivel 4JIC x 4ORB	1		
28	MPV-14-SAE	500000	Valve 1/4 Turn Hydraulic	1		
29	700-0805-4103	630008	Hydraulic Block - 5 Station		1	
NS	700-0806-4103	630011	Hydraulic Block - 6-Station			1
30	6400-04	610007	4 ORB x 4 JIC	1		
31	237	237	Nut HH 3/8" Nylock Zp Centerlock	2		
32	132	132	Bolt HH 3/8 x 3" GR5 Zp	2		
	Seal Kits					
	648126		648124 20TD16-150 SA PUSH			
	645752		648422 25TD-08-112 SA PULL			
	645752		648402 25TD10-112 SA PULL			
	639559		645710 30TD16-150 DA			

Hydraulic Control Valve Harness - 60 - 66 Foot Boom



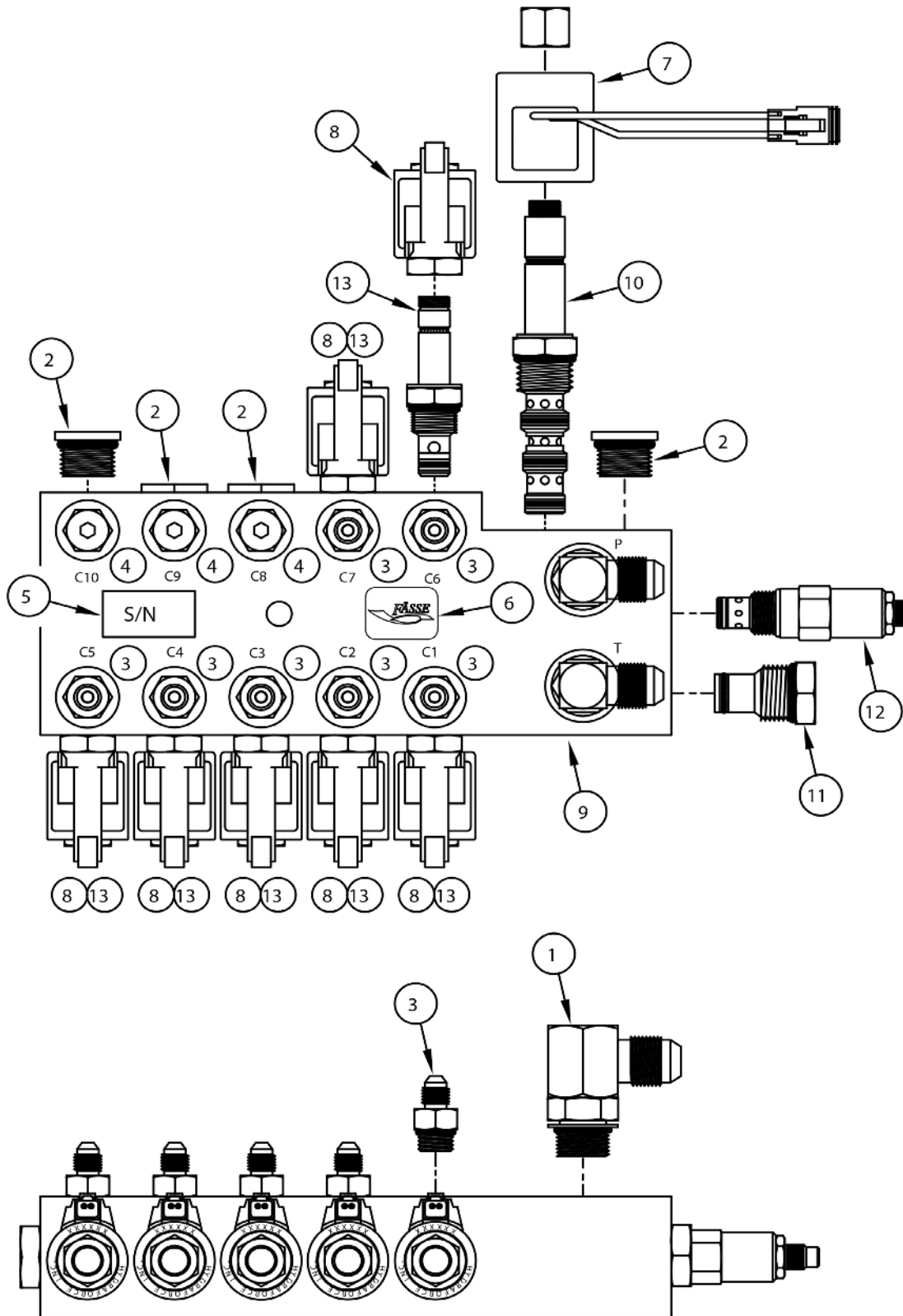


ILLUSTRATED PARTS LIST

Hydraulic Control Valve Harness - 60 - 66 Foot Boom Parts List

ITEM	VENDOR PART NO.	QTY.	DESCRIPTION
1	212-025	1	Bolt, 5/16-18 x 0.75
2	214-002	14	Cable Tie, Black, 7"
3	255-026	1	Loom Clamp, .5" ID Metal/Rubber
4	302-374	1	Manifold Assembly, 0805 2DA 3SA0Closed Intg DTR 12V WP6400-4 PT6801-8
5	319-668	1	Harness Assembly, 12 con 18ga DTR Key A 12P(12)-2DTR2P(2) 33'

Hydraulic Control Valve - 60 - 66 Foot Boom



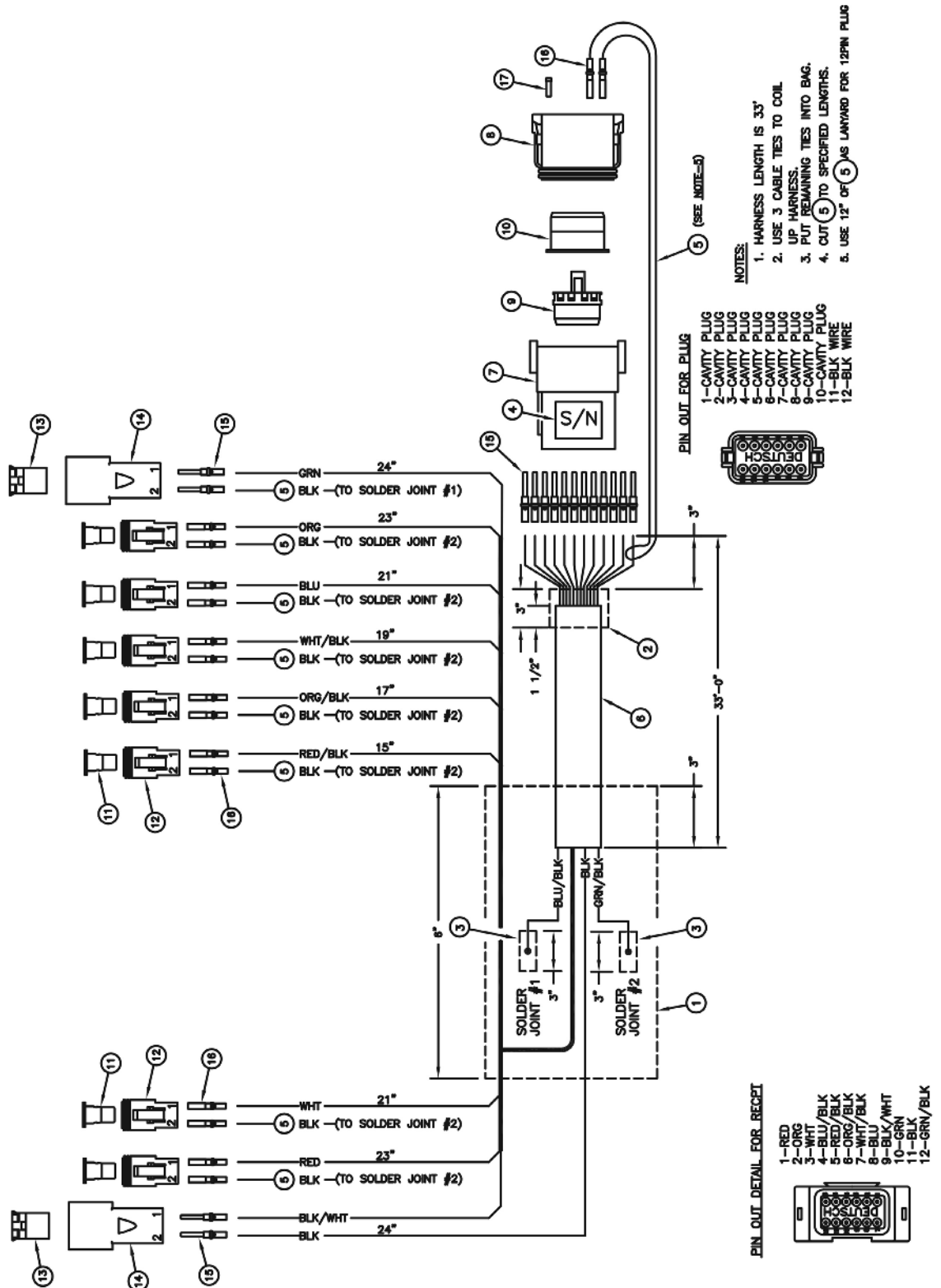


ILLUSTRATED PARTS LIST

Hydraulic Control Valve - 60 - 66 Foot Boom Parts List

ITEM	VENDOR PART NO.	QTY.	DESCRIPTION
1	210-017	2	FITTING 6801-8-8/E-MJ-MO
2	210-038	4	FITTING 6408-HHP-8/HOLL HEX PLUG MO
3	210-113	7	FITTING 6400-4-6/S-MJ-MO
4	210-127	3	FITTING 6408-HHP-6/HOLL HEX PLUG MO
5	232-050	2	DECAL S/N (SILVER)
6	232-058	1	DECAL FASSE BLACK/GOLD 1" X .75" ROUND CORNER
7	253-037	1	COIL H/F 6359774 DT
8	253-046	7	COIL HYDAC 0312600 DL DSTCH RECPT.
9	270-093	1	MANIFOLD S14153-4 5CIR AL RV
10	273-008	1	CARTRIDGE SV10-40-0-N-00 (Seal Kit Part Number 274-001)
11	273-012	1	CARTRIDGE CP10-20 (Seal Kit Part Number 274-019)
12	273-058	1	CARTRIDGE H/F RV10-22A-0-N-NC-35-30 (Seal Kit Part Number 274-009)
13	273-077	7	CARTRIDGE HYDAC WS 08W-01-C-N-0 (Seal Kit Part Number 274-028)

Hydraulic Control Valve Harness - 60 - 66 Foot Boom





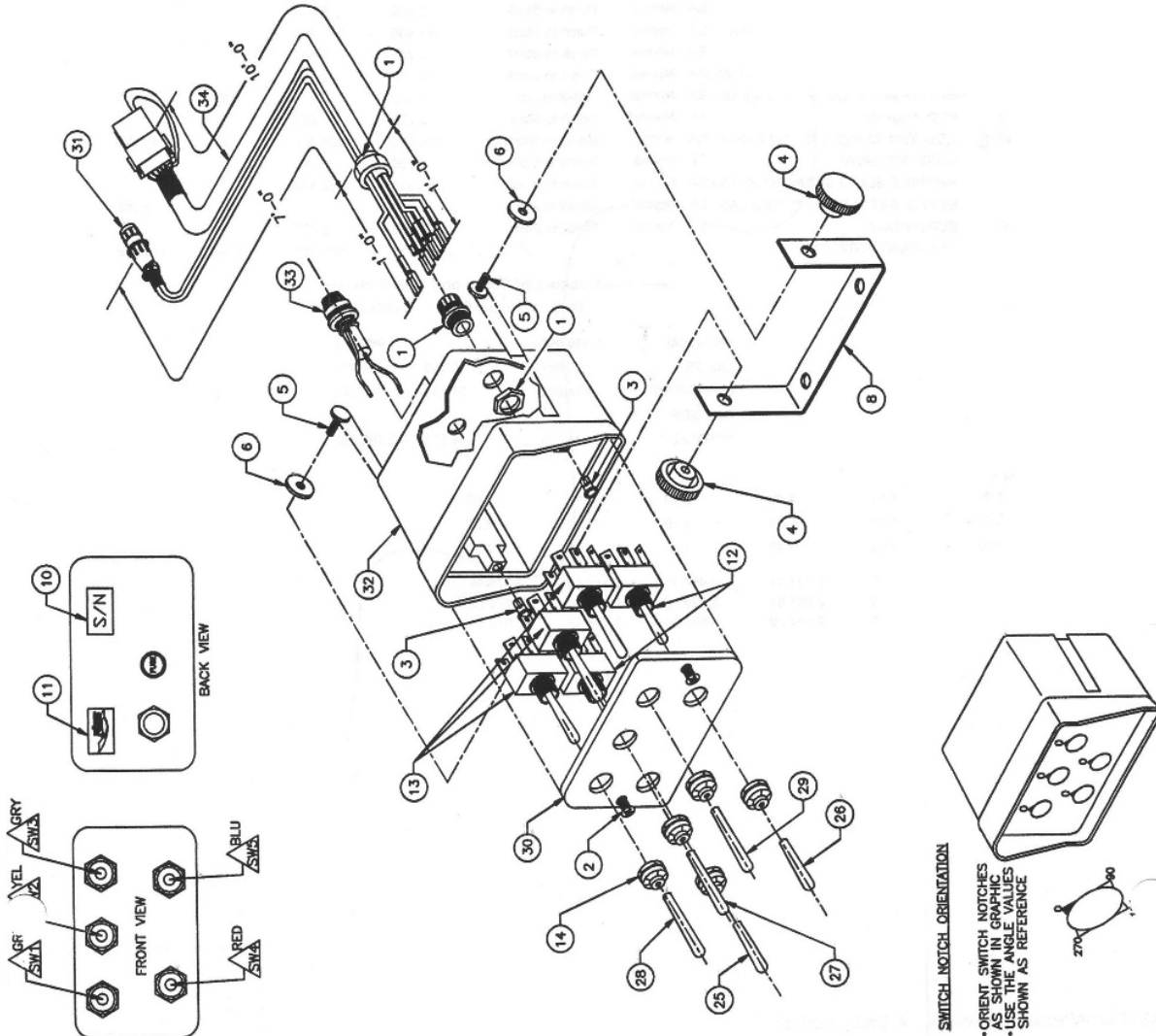
ILLUSTRATED PARTS LIST

Hydraulic Control Valve Harness - 60 - 66 Foot Boom Parts List

ITEM	VENDOR PART NO.	QTY.	DESCRIPTION
1	231-008	6"	Shrink Tubing .750
2	231-009	3"	Shrink Tubing .5
3	231-250	6"	Shrink Tubing .250 Black
4	232-050	2	Decal S/N (Silver)
5	252-058	159"	Wire 18ga Black
6	252-064	35'	Cable 12con Gray 18ga
7	255-212	1	Connector Deutsch 12 Pin recepticle DT
8	255-213	1	Connector Deutsch DT PLUG 12 PIN
9	255-214	1	Connector Deutsch LOCK WEDGE 12 PIN DTR
10	255-215	1	Connector Deutsch LOCK WEDGE 12 PIN DTP
11	255-505	7	Connector Deutsch LOCK WEDGE 2 PIN DTP
12	255-801	7	Connector Deutsch 2 PIN PLUG DT
13	255-969	2	Connector Deutsch LOCK WEDGE 2 PIN DTR
14	255-971	2	Connector Deutsch 2 PIN RECEPTICLE DT
15	255-977	16	TERMINAL PIN DEUTSCH 16/18GA
16	255-978	16	TERMINAL SOCKET DEUTSCH 16/18GA
17	255-979	10	Connector Deutsch

Control Console - 60 - 66 Foot Boom

PARTS LIST			
№	PART NUMBER	QTY	PART DESCRIPTION
1	210-710	1	STR RLF HEYCO .23"-337ID. HOLE DA. 2866"
2	212-184	2	SCREW 6-32 X 3/8 OVAL HD BLK
3	212-202	2	INSERT 9-32X3/8 BRASS
4	212-215	2	KNOB 1/4-20 FEMALE
5	212-231	2	SCREW WELDED 1/4-20 X .500
6	213-355	2	WASHER NYLON .2574.875X.060
7	214-022	3	CABLE TIE BLACK 7"
8	219-300	1	BRKT HSG MONITOR
9	230-027	1	BAG POLY CLR 14 X 18 2MIL W/LOGO
10	232-050	2	DECL S/N (SILVER)
11	232-059	1	DECL GOLD/BLK 1.5 X .5
12	250-007	2	SW TOG DPDT 3P MOM SHORT
13	250-013	3	SW TOG DPDT 3P MOM LONG
14	250-023	5	SW TOG BOOT OPN GRY
15	252-058	18"	WIRE 18GA BLK
16	252-069	24"	WIRE 18GA RED
17	252-060	18"	WIRE 18GA GRN
18	254-001	1	DIODE D116A2 6AMP
19	255-002	20	TRM T-TAP F PO BLU
20	255-006	8	TRM PO F NON INS 20/18GA
21	255-030	2	TRM SPLICE CLOSED END 16-18GA
22	255-070	2	TRM PO M/F 14-16GA
23	255-118	2	TRM PO F INS 16-14GA
24	255-285	1	TRM SPLICE CLOSED END LRG
25	259-005	1	SW TOG GRIP VMTL RED .187
26	259-015	1	SW TOG GRIP VMTL BLU .187
27	259-022	1	SW TOG GRIP VMTL YEL .187
28	259-023	1	SW TOG GRIP VMTL GRN .187
29	259-027	1	SW TOG GRIP VMTL GRY .187
30	311-083	1	ENCL FP DRL MNTN/FD DECL-SX15/32 SSA
31	314-217	1	HARNES R/B WIRE SERIES 3 P/B'
32	319-725	1	ENCL DRILL MNTBRX FH-7/8" STR RLF
33	319-769	1	FUSEHOLDER PM ASSY 10A /.5"
34	320-184	1	HRN 12CON 18GA DTP KEY A 12K(12) 11" END CAP



SWITCH NOTCH ORIENTATION

- ORIENT SWITCH NOTCHES AS SHOWN IN GRAPHIC
- USE THE ANGLE VALUES SHOWN AS REFERENCE

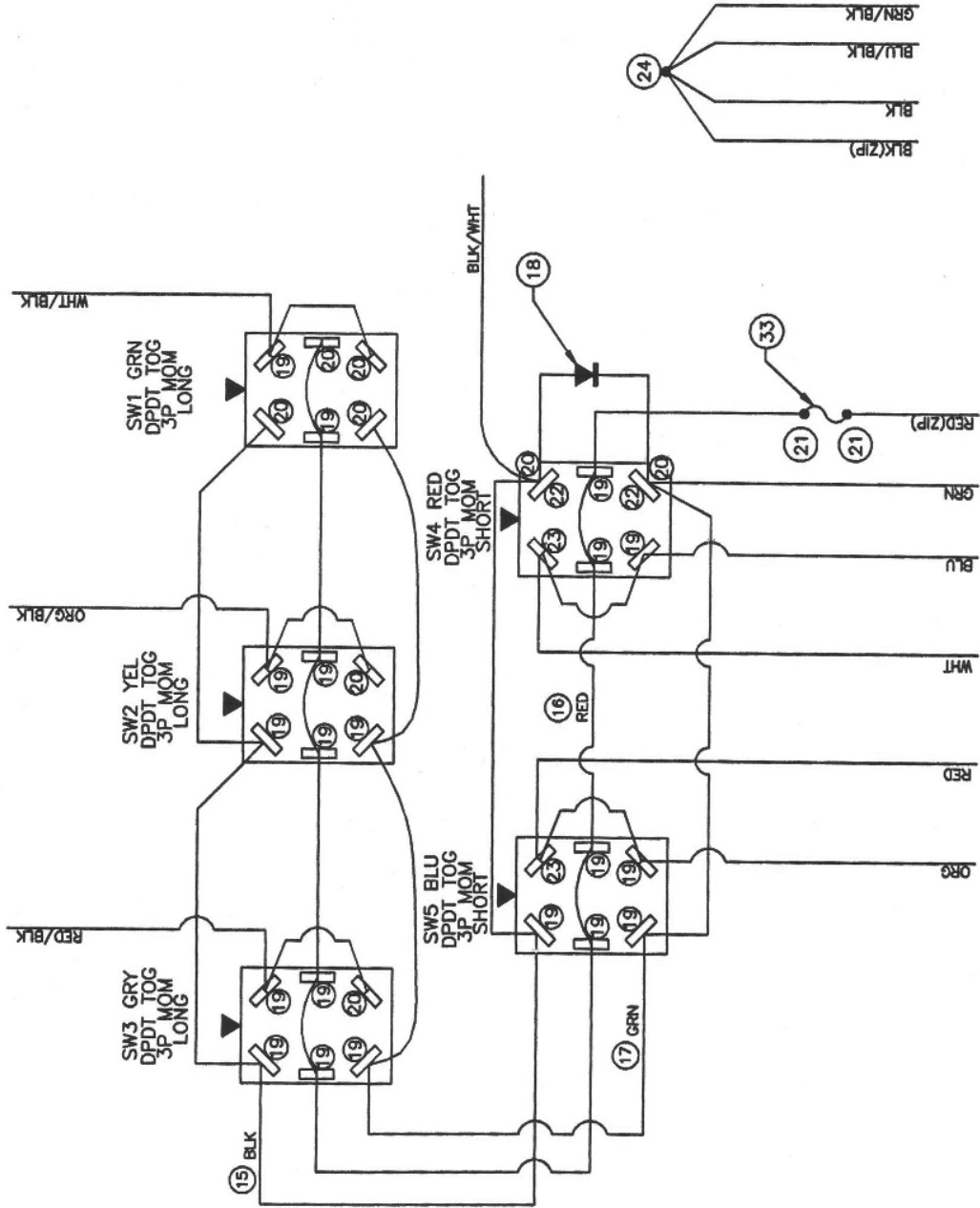


ILLUSTRATED PARTS LIST



Control Console - 60 - 66 Foot Boom

SWITCH WIRING DIAGRAM

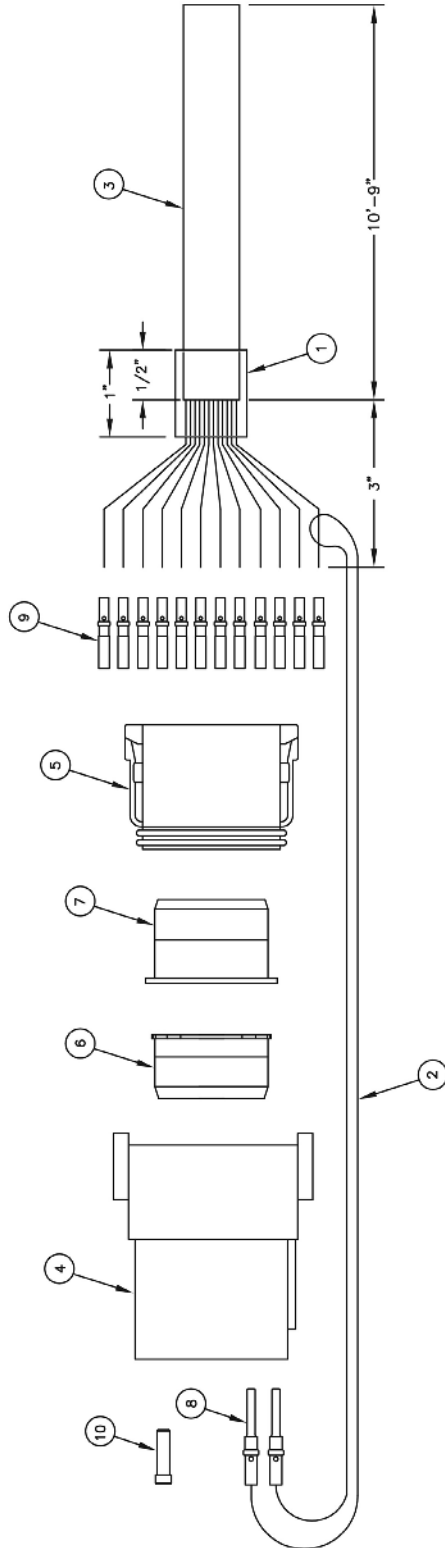


▲ = NOTCH LOCATION

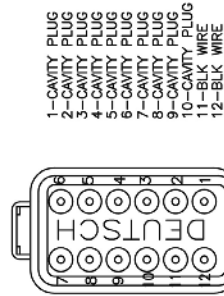
Wiring Harness - 60 - 66 Foot Boom

PARTS LIST

N ^o	PART NUMBER	QTY	PART DESCRIPTION
1	231-009	1"	SHRINKTUBING .500" BLK
2	252-058	12*	WIRE 18GA BLK
3	252-064	11"	CABLE 12CON 18GA PVC GRY
4	255-212	1	CONN DEUT DT RECP 12PIN
5	255-213	1	CNTR DEUTSCH 12PIN PLUG DT
6	255-214	1	CONN DEUT LOCKWEDGE 12PIN DTR
7	255-215	1	CNTR LOCK WEDGE 12PIN DTP
8	255-977	2	CONT DEUT PIN 16-18GA
9	255-978	12	CNTR DEUTSCH SOCKET 16/18GA
10	255-979	10	CONT DEUT CAVITY PLUG

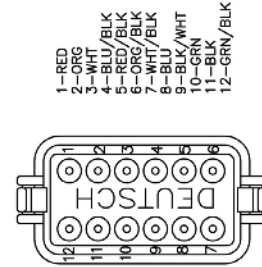


PIN OUT DETAIL FOR RECEIPT



- 1-CAVITY PLUG
- 2-CAVITY PLUG
- 3-CAVITY PLUG
- 4-CAVITY PLUG
- 5-CAVITY PLUG
- 6-CAVITY PLUG
- 7-CAVITY PLUG
- 8-CAVITY PLUG
- 9-CAVITY PLUG
- 10-CAVITY PLUG
- 11-BLK WIRE
- 12-BLK WIRE

PIN OUT DETAIL FOR PLUG



- 1-RED
- 2-WHT
- 3-BLU/BLK
- 4-BLU/BLK
- 5-RED/BLK
- 6-ORG/BLK
- 7-WHT/BLK
- 8-BLU
- 9-BLK/WHT
- 10-GRN
- 11-BLK
- 12-GRN/BLK

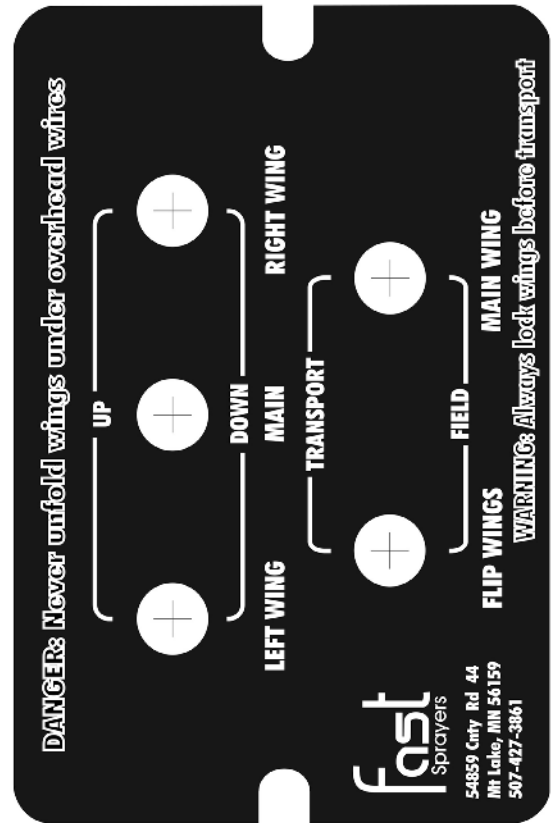


ILLUSTRATED PARTS LIST

Control Console Decal - 60 - 66 Foot Boom

700-0805-4103 & 700-0805-4104

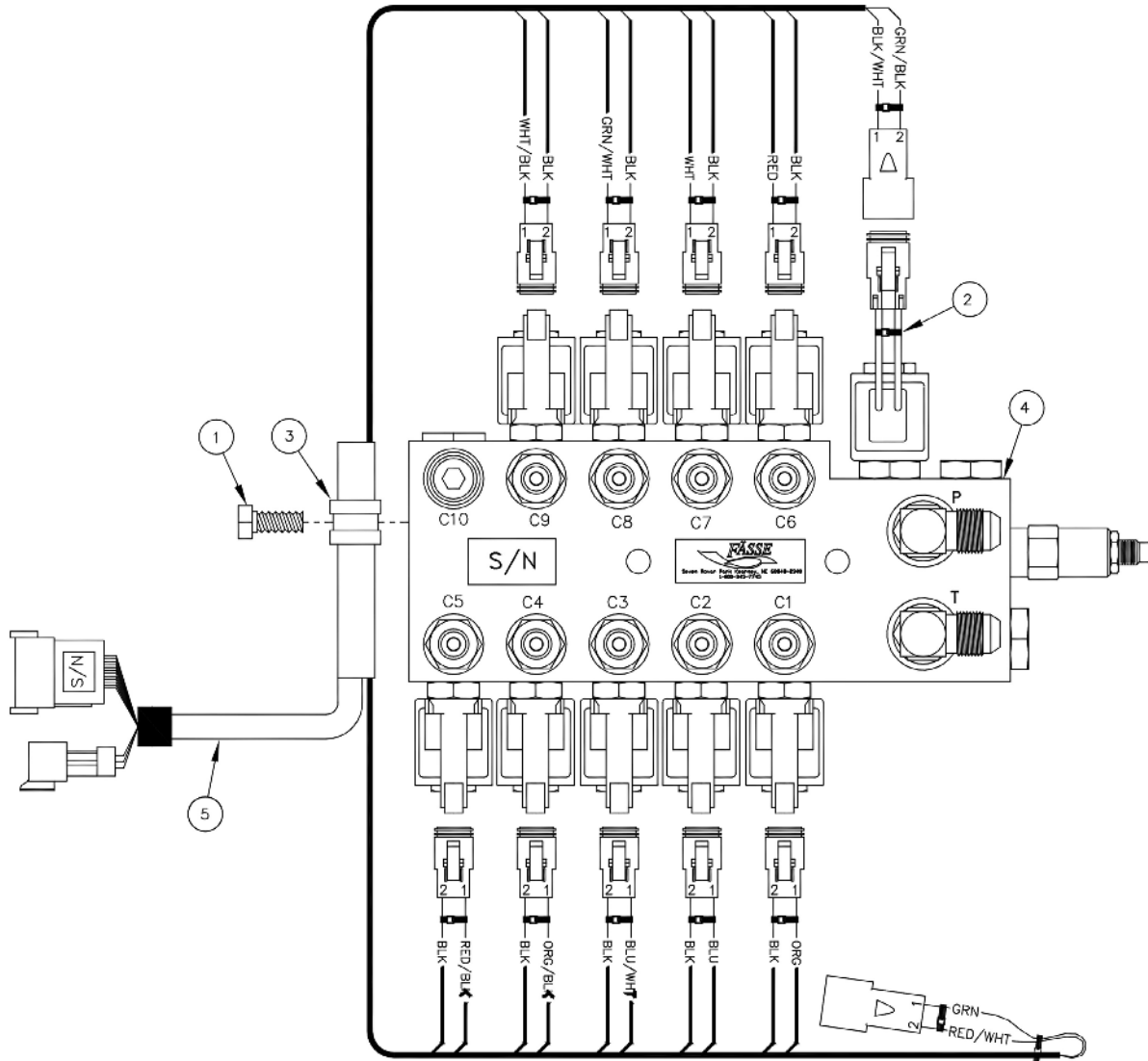
Switch No.	Boot Color	Switch Position	Hot Wires	Pin Out Location	Pressure Ports	Tank Ports	Function
1 Long	Green	Up (mom)	Wht/Blk & Grn	7 & 10	C3		Lt. Wing Up
		Center (stat)					Off
		Down (mom)	Wht/Blk & Grn & Blk/Wht	7 & 10 & 9	C3		Lt. Wing Down
2 Long	Yellow	Up (mom)	Org/Blk & Grn	6 & 10	C4		Main Up
		Center (stat)					Off
		Down (mom)	Org/Blk & Grn & Blk/Wht	6 & 10 & 9	C4		Main Down
3 Long	Gray	Up (mom)	Red/Blk & Grn	5 & 10	C5		Rt. Wing Up
		Center (stat)					Off
		Down (mom)	Red/Blk & Grn & Blk/Wht	5 & 10 & 9	C5		Rt. Wing Down
4 Short	Red	Up (mom)	Wht & Blu & Grn	3 & 8 & 10	C2	C7	Flip Wings Transport
		Center (stat)					Off
		Down (mom)	Wht & Blu & Grm & Blk/Wht	3 & 8 & 10 & 9	C7	C2	Flip Wings Field
5 Short	Blue	Up (mom)	Red & Org & Grm	1 & 2 & 10	C1	C6	Main Wing Transport
		Center (stat)					Off
		Down (mom)	Red & Org & Grn & Blk/Wht	1 & 2 & 10 & 9	C6	C1	Main Wing Field
			Blk	11			Ground
			Blu/Blk	4			Ground
			Grn/Blk	12			Ground





ILLUSTRATED PARTS LIST

Hydraulic Control Valve Wiring Harness - 80, 90 & 100 Foot Boom

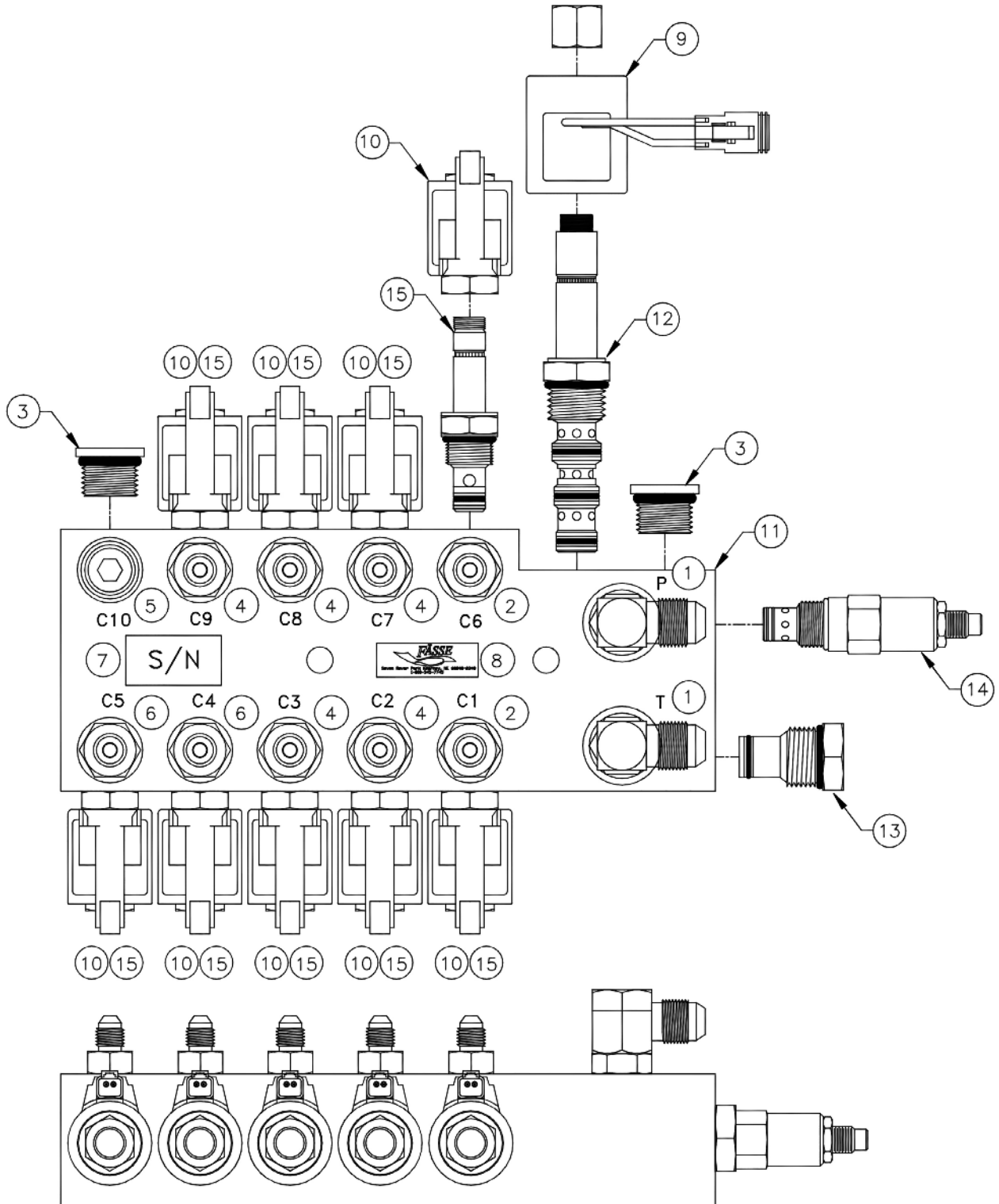


PARTS LIST			
N ^o	PART NUMBER	QTY	PART DESCRIPTION
1	212-025	1	BOLT 5/16-18 X .75
2	214-002	13	CABLE TIE BLACK 7"
3	255-026	1	LOOM CLAMP .5"ID METAL/RUBB
4	302-780	1	MANI ASSY 0806 4DA 15A CLSD DTR 12V WP6400-4(7)+6(2)R.047 P6801-8
5	319-724	1	HRN ASSY 15CON 18GA DTR KEY A 12P(12)-D1R3P(3)-9D1P2P(2) 2D1R2P(2) 33"



ILLUSTRATED PARTS LIST

Hydraulic Control Valve - 80, 90 & 100 Foot Boom - 9600



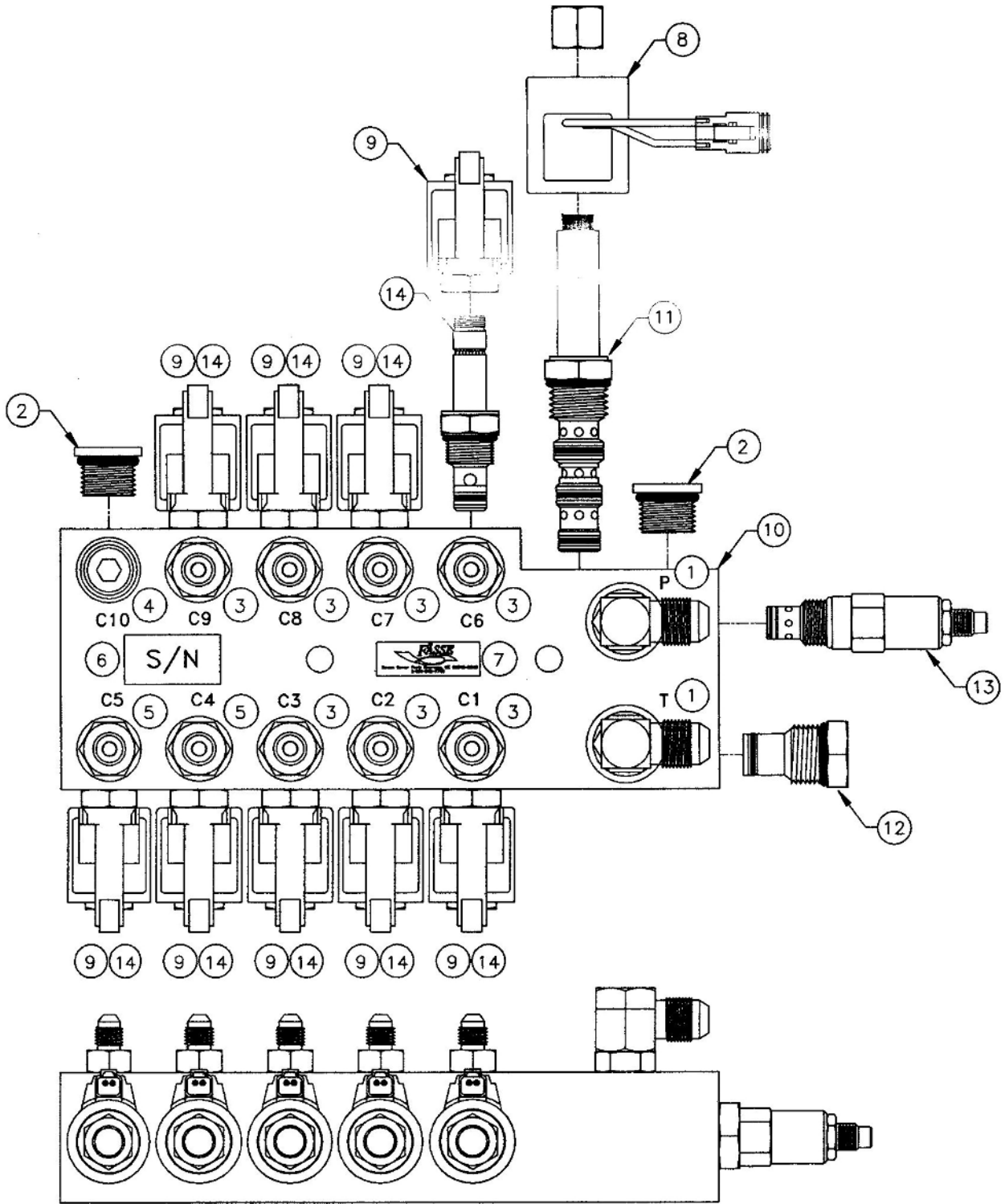


ILLUSTRATED PARTS LIST

Hydraulic Control Valve - 80, 90 & 100 Foot Boom Parts List

ITEM	VENDOR PART NO.	QTY.	DESCRIPTION
1	210-017	2	FITTING 6801-8-8/E-MJ-MO
2	273-023	2	FITTING 6400-6-6/S-MJ-MO
3	210-038	4	FITTING 6408-HHP-8/HOLL HEX PLUG MO
4	210-113	7	FITTING 6400-4-6/S-MJ-MO
5	210-127	3	FITTING 6408-HHP-6/HOLL HEX PLUG MO
6	210-188	2	FITTING 6400-6-6 R.047/S-MJ-MO
7	232-050	2	DECAL S/N (SILVER)
8	232-058	1	DECAL FASSE BLACK/GOLD 1" X .75" ROUND CORNER
9	253-037	1	COIL H/F 6359774 DT
10	253-046	7	COIL HYDAC 0312600 DL DSTCH RECPT.
11	270-093	1	MANIFOLD S14153-4 5CIR AL RV
12	273-008	1	CARTRIDGE SV10-40-0-N-00 (Seal Kit Part Number 274-001)
13	273-012	1	CARTRIDGE CP10-20 (Seal Kit Part Number 274-019)
14	273-058	1	CARTRIDGE H/F RV10-22A-0-N-NC-35-30 (Seal Kit Part Number 274-009)
15	273-077	7	CARTRIDGE HYDAC WS 08W-01-C-N-0 (Seal Kit Part Number 274-028)

Hydraulic Control Valve - 9600N





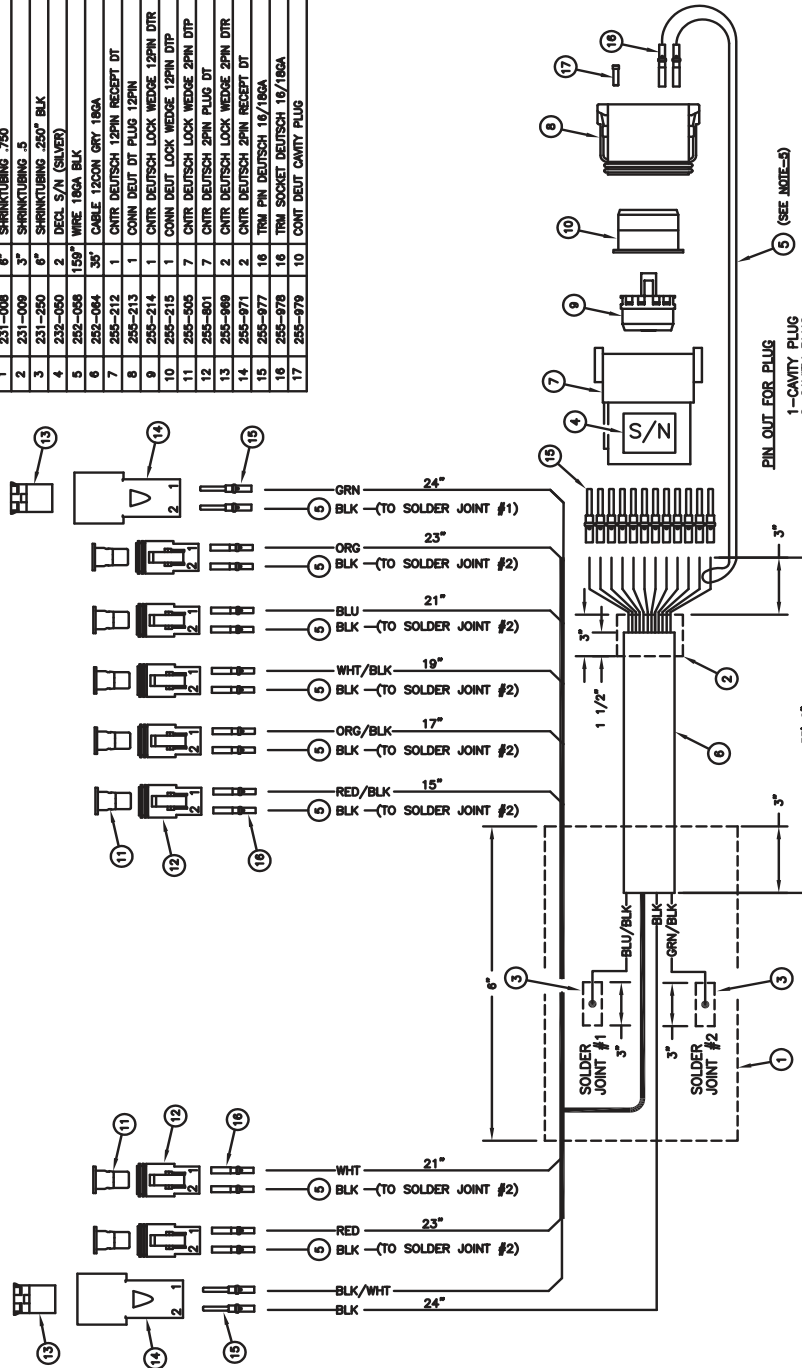
ILLUSTRATED PARTS LIST

Hydraulic Control Valve - 9600N Parts List

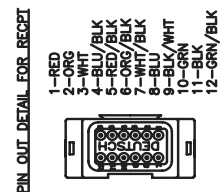
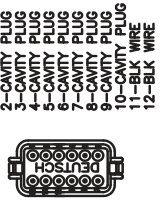
ITEM	PART NO.	QTY.	DESCRIPTION
1	210-017	2	FITTING 6801--8-/E-MJ-MO
2	210-038	2	FITTING 6408-HHP-8/HOLL HEX PLUG MO
3	210-113	7	FITTING 6400-4-6/S-MJ-MO
4	210-127	1	FITTING 6408-HHP-6/HOLL HEX PLUG MO
5	210-188	2	FITTING 6400-6-6 R.047/S-MJ-MO
6	232-050	2	DECAL S/N (SILVER)
7	232-058	1	DECAL FASSE BLACK/GOLD 1" X .75" ROUND CORNER
8	253-037	1	COIL H/F 6359774 DT
9	253-046	9	COIL HYDAK 0312600 DL DEUTSC RECEPTICLE
10	270-093	1	MANIFOLD S14153-4 5CIR AL RV
11	273-008	1	CARTRIDGE SV10-40-1-N-00 (Seal Kit Part Number 274-001)
12	273-012	1	CARTRIDGE CP10-20 (Seal Kit Part Number 274-019)
13	273-058	1	CARTRIDGE H/F RV10-22A-0-N-NC-35-30 (Seal Kit Part Number 274-009)
14	273-077	9	CARTRIDGE HYDAC WS 08W-01-C-N-0 (Seal Kit Part Number 274-028)

Hydraulic Control Valve Wiring Harness

PARTS LIST		
14# PART NUMBER	QTY	PART DESCRIPTION
231-008	6"	SHRINKTUBING .750
231-009	3"	SHRINKTUBING .5
231-250	6"	SHRINKTUBING .250" BLK
232-050	2	DECL S/N (SILVER)
232-058	158"	WIRE 18GA BLK
252-064	35"	CABLE 12CON GRY 18GA
255-212	1	CNTR DEUTSCH 12PIN RECEPT DT
255-213	1	CNTR DEUTSCH LOCK WEDGE 12PIN DTR
255-215	1	CNTR DEUTSCH LOCK WEDGE 12PIN DTR
255-505	7	CNTR DEUTSCH LOCK WEDGE 2PIN DTP
255-901	7	CNTR DEUTSCH 2PIN PLUG DT
255-969	2	CNTR DEUTSCH LOCK WEDGE 2PIN DTR
255-971	2	CNTR DEUTSCH 2PIN RECEPT DT
255-977	16	TRM PIN DEUTSCH 16/18GA
255-978	16	TRM SOCKET DEUTSCH 16/18GA
255-979	10	CNTR DEUTSCH CAVITY PLUG



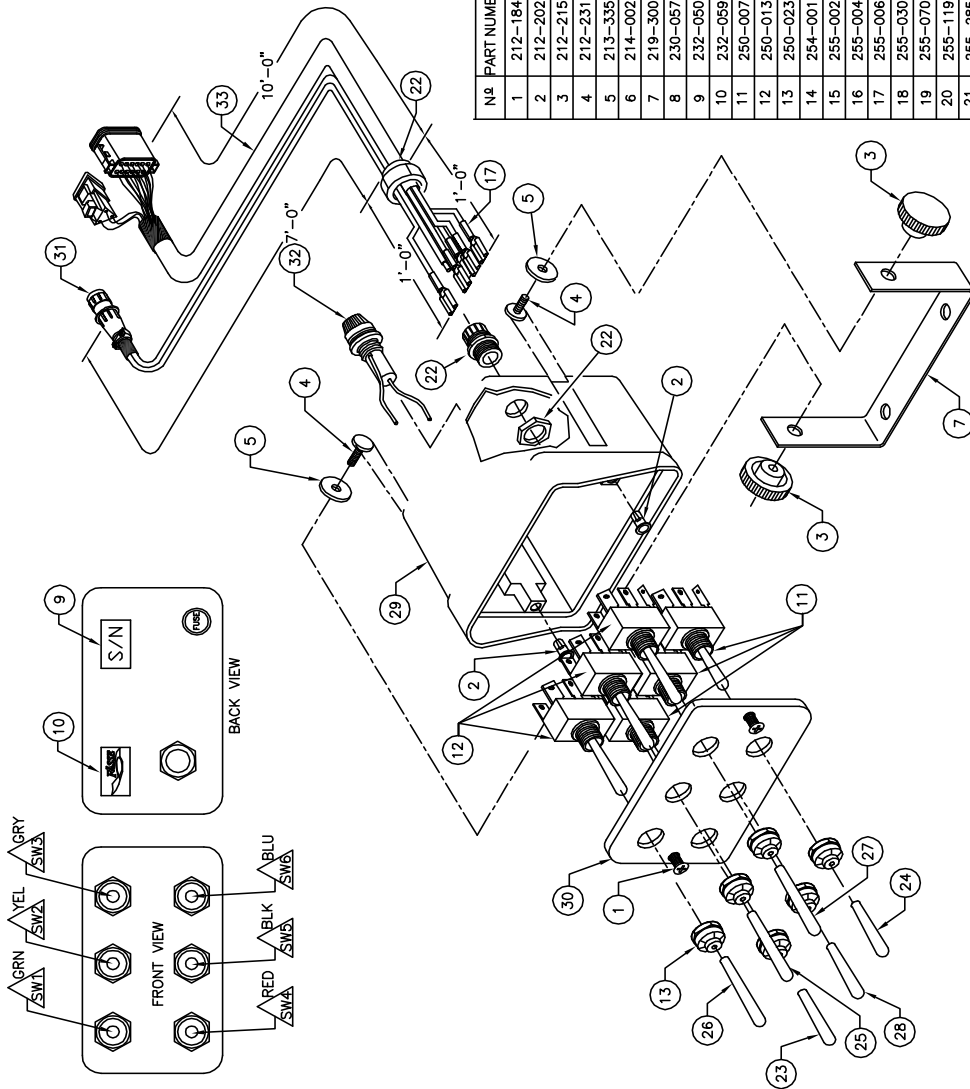
- NOTES:**
- HARNESS LENGTH IS 33"
 - USE 3 CABLE TIES TO COIL UP HARNESS.
 - PUT REMAINING TIES INTO BAG.
 - CUT 5 TO SPECIFIED LENGTHS.
 - USE 12" OF 5 LAYWARD FOR 12PIN PLUG





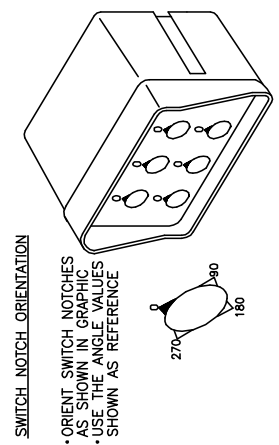
ILLUSTRATED PARTS LIST

Control Console - 80, 90 & 100 Foot Boom



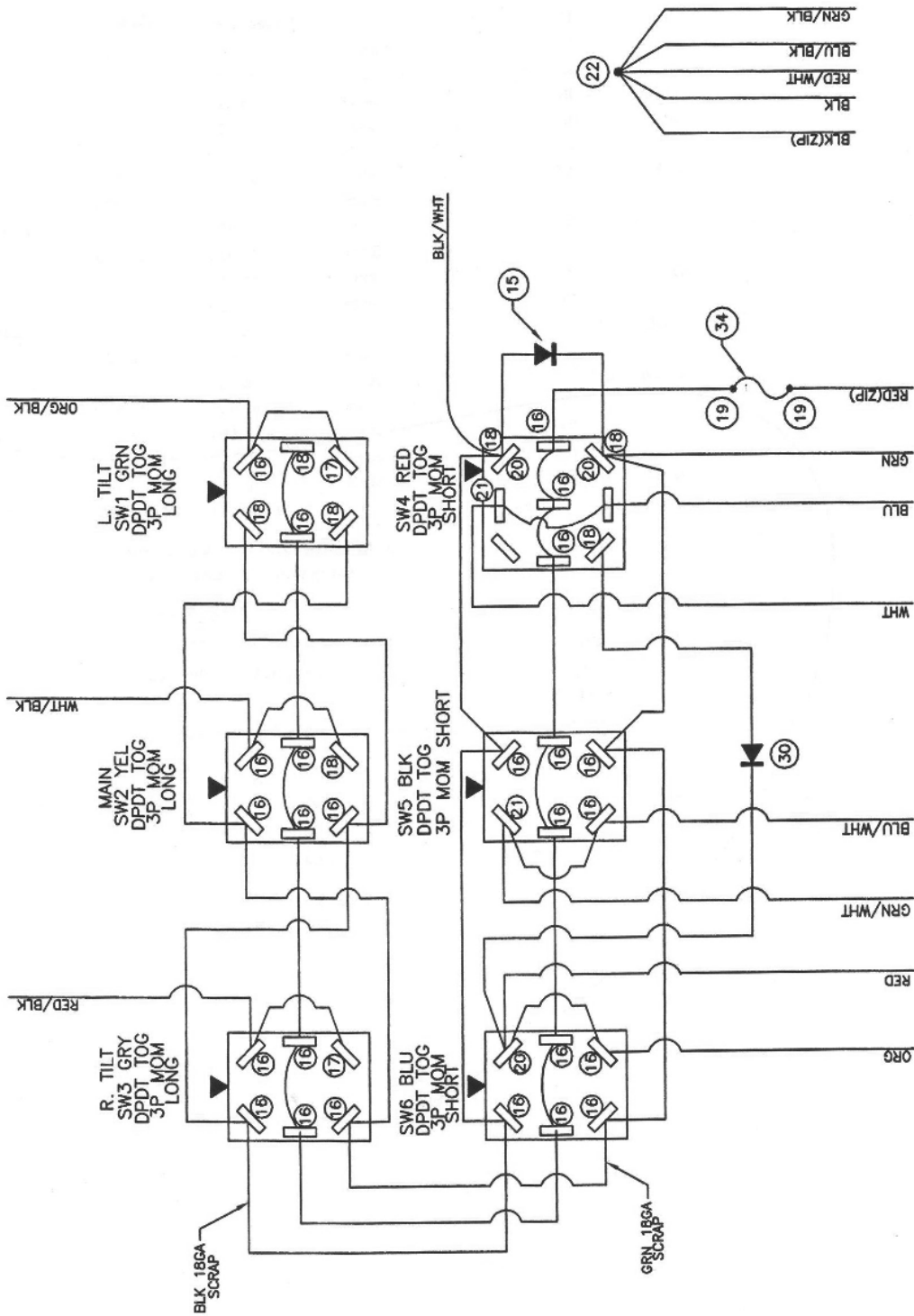
NO	PART NUMBER	QTY	PART DESCRIPTION
1	212-184	2	SCREW 6-32 X 3/8 OVAL HD BLK
2	212-202	2	INSERT 6-32X3/8 BRASS
3	212-215	2	KNOB 1/4-20 FEMALE
4	212-231	2	SCREW WELDED 1/4-20 X .500
5	213-335	2	WASHER NYLON .257X.875X.060
6	214-002	3	CABLE TIE BLACK 7"
7	219-300	1	BRKT HSG MONITOR
8	230-057	1	BAG POLY CLR 14 X 18 2MIL W/LOGO
9	232-050	2	DECL S/N (SILVER)
10	232-059	1	DECL GOLD/BLK 1.5 X 5
11	250-007	3	SW TOG DPDT 3P MOM SHORT
12	250-013	3	SW TOG DPDT 3P MOM LONG
13	250-023	6	SW TOG BOOT OPN GRY
14	254-001	1	DIODE D116A2 6AMP
15	255-002	25	TRM T-TAP F PO BLU
16	255-004	2	TRM PO F FULL INS 22-18GA
17	255-006	6	TRM PO F NON INS 20/18GA
18	255-030	2	TRM SPLICE CLOSED END 16-18GA
19	255-070	2	TRM PO M/F 14-16GA
20	255-119	3	TRM PO F INS 16-14GA
21	255-285	1	TRM SPLICE CLOSED END LRG
22	255-710	1	STRAIN RLF HEYCO .45"-.705"ID, HOLE DIA 1.115"
23	259-005	1	SW TOG GRIP VNYL RED .187
24	259-015	1	SW TOG GRIP VNYL BLU .187
25	259-022	1	SW TOG GRIP VNYL YEL .187
26	259-023	1	SW TOG GRIP VNYL GRN .187
27	259-027	1	SW TOG GRIP VNYL GRY .187
28	259-031	1	GRIP TOG VNYL BLK .187"
29	304-400	1	ENCL DRILL PN MNTX FH-1 1/8"Ø
30	304-751	1	ENCL DRILL FP MNTX SW6 F00204
31	314-217	1	HARNESS R/B WIRE SERIES 3 P/8'
32	319-769	1	FUSEHOLDER PM ASSY 10A /.5'
33	320-760	1	HRN 15CON 18CA DTP KEY A 12P(12)DTP3P(3) 11'

- NOTES:
1. USE 1-CABLE TIE TO COIL UP HARNESS
 2. NOT SHOWN: (6) (8)
 3. CUT (23) (24) & (28) TO FIT ON SW BAT.



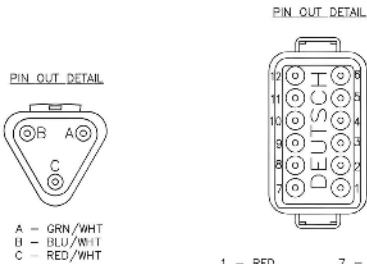
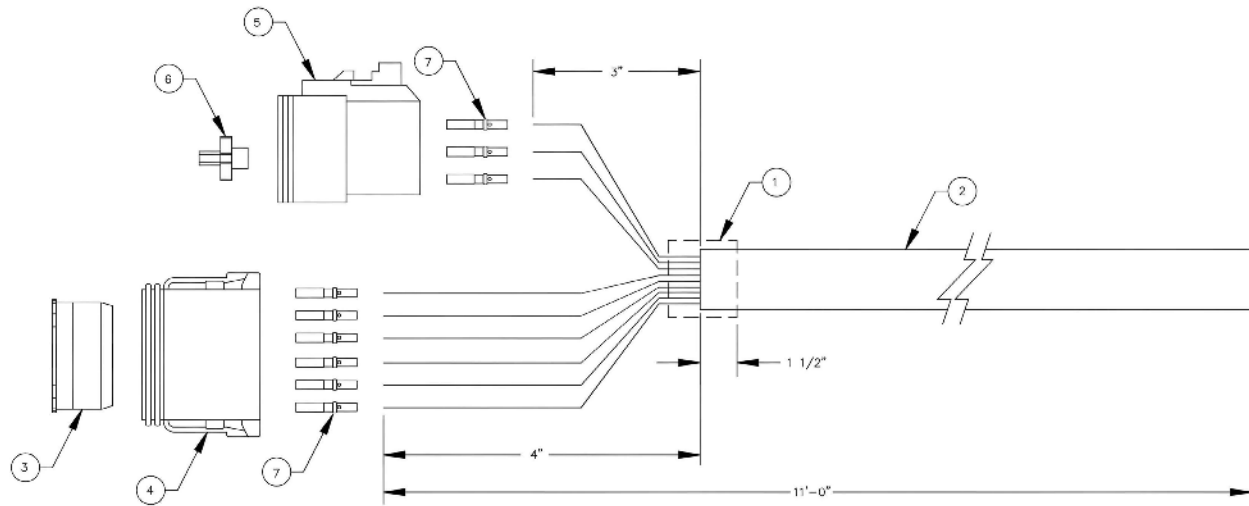
Control Console Switch Diagram

SWITCH WIRING DIAGRAM



▲ = NOTCH LOCATION

Wiring Harness - 80, 90 & 100 Foot Boom



A - GRN/WHT
 B - BLU/WHT
 C - RED/WHT

1 - RED 7 - WHT/BLK
 2 - ORG 8 - BLU
 3 - WHT 9 - BLK/WHT
 4 - BLU/BLK 10 - GRN
 5 - RED/BLK 11 - BLK
 6 - ORG/BLK 12 - GRN/BLK

Wiring Harness - 80, 90 & 100 Foot Boom Parts List

ITEM	PART NO.	QTY.	DESCRIPTION
1	231-007	3"	SHRINK TUBING .625
2	252-020	11'	CABLE 15CON 18 GAUGE
3	255-215	1	CENTER LOCK WEDGE 12 PIN DTP
4	255-756	1	CONNECTOR DEUTSCH DT PLUG 12 PIN KEY A
5	255-813	1	CONNECTOR DEUTSCH 3 PIN PLUG DTD T PLUG 12 PIN KEY A
6	255-817	1	CONNECTOR DEITSCH LOCK WEDGE 3 PIN DTP
7	255-978	15	CONNECTOR DEUTSCH SOCKET 16/18 GAUGE




ILLUSTRATED PARTS LIST

Control Console Decal - 80, 90 & 100 Foot Boom

700-0806-4105 120' Fixed Tongue

Switch No.	Boot Color	Switch Position	Hot Wires	Pin Out Location	Pressure Ports	Tank Ports	Function
1 Long	Green	Up (mom)	Org/Blk & Grn	6-12P, 10-12P	C4		Lt. Wing Up
		Center (stat)					Off
		Down (mom)	Org/Blk & Grn & Blk/Wht	6-12P, 10-12P, 9-12P		C4	Lt. Wing Down
2 Long	Yellow	Up (mom)	Wht/Blk & Grn & Blk/Wht	7-12P, 10-12P, 9-12P	C9		Main Up
		Center (stat)					Off
		Down (mom)	Wht/Blk & Grn	7-12P, 10-12P		C9	Main Down
3 Long	Gray	Up (mom)	Red/Blk & Grn	5-12P, 10-12P	C5		Rt. Wing Up
		Center (stat)					Off
		Down (mom)	Red/Blk & Grn & Blk/Wht	5-12P, 10-12P, 9-12P		C5	Rt. Wing Down
4 Short	Red	Up (mom)	Wht & Blu & Grn	3-12P, 8-12P, 10-12P	C2		Main Wing Transport
		Center (stat)					Off
		Down (mom)	Wht & Blu & Grn & Blk/Wht	3-12P, 8-12P, 10-12P, 9-12P		C2	Main Wing Field
5 Short	Black	Up (mom)	Gm/Wht & Blu/Wht & Grn	1-3P, 2-3P, 10-12P	C3		Flip Wings Transport
		Center (stat)					Off
		Down (mom)	Gm/Wht & Blu/Wht & Grn & Blk/Wht	1-3P, 2-3P, 10-12P, 9-12P		C3	Flip Wings Field
6 Short	Blue	Up (mom)	Red & Org & Grn	1-12P, 2-12P, 10-12P	C1		Hitch Transport
		Center (stat)					Off
		Down (mom)	Red & Org & Grn & Blk/Wht	1-12P, 2-12P, 10-12P, 9-12P		C1	Hitch Field
			Blk	11-12P			Ground
			Red/Wht	3-3P			Ground
			Blu/Blk	4-12P			Ground
			Gm/Blk	12-12P			Ground



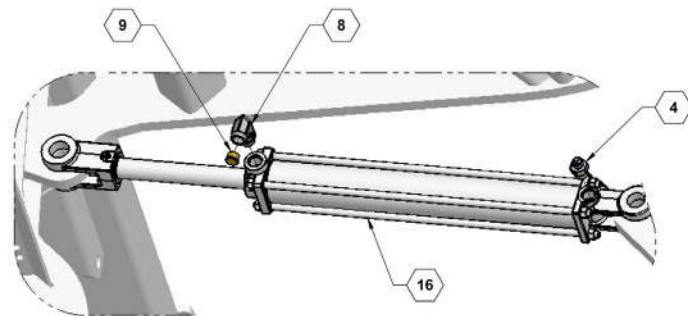
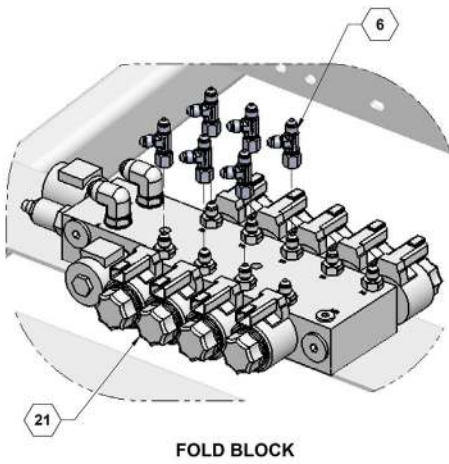
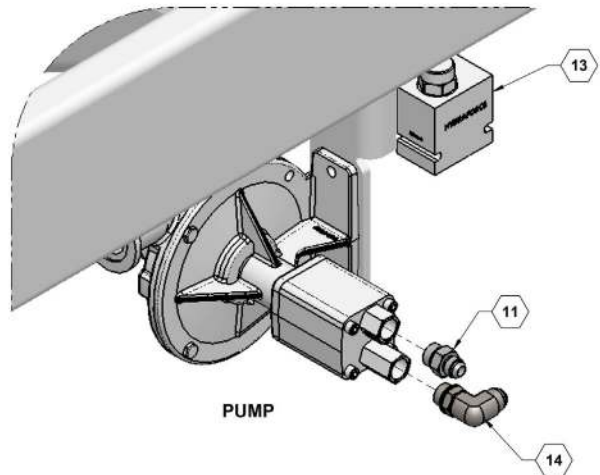
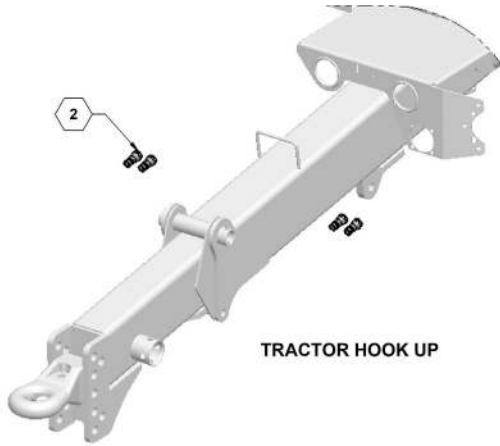


ILLUSTRATED PARTS LIST



9613TF-80 Hydraulic Fitting Locations

9613TF-80 FITTING I.D. & LOCATION





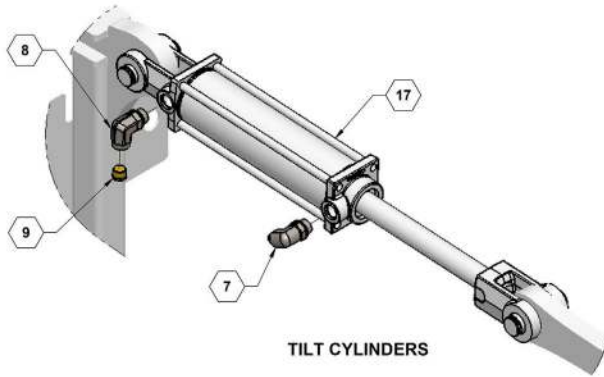
ILLUSTRATED PARTS LIST

9613TF-80 Hydraulic Fitting Locations Parts List

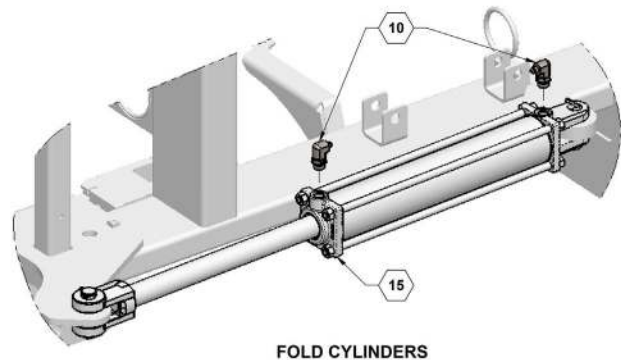
ITEM	PART NO.	QTY.	DESCRIPTION
2	520048	4	PIONEER COUPLER #8 FORB
4	610011	3	JIC #6 TO ORING #8
6	610028	6	#4 SWIVEL RUN TEE
8	610035	4	ORING #8 TO 3/8" PIPE 90 DEG
9	610036	4	PLUG 3/8-18 BREATHER VENT
11	610060	1	JIC #8 TO ORING #10
13	610099	1	VALVE, FLOW CONTROL, P.C.
14	610102	1	JIC #10 TO O-RING #10 ELBOW 90°
16	620019	2	CYLINDER, 20TD16-112 MAIN LIFT
21	630011	1	HYDRAULIC BLOCK 6-STA. 9610E-9612E

9613TF-80 Hydraulic Fitting Locations

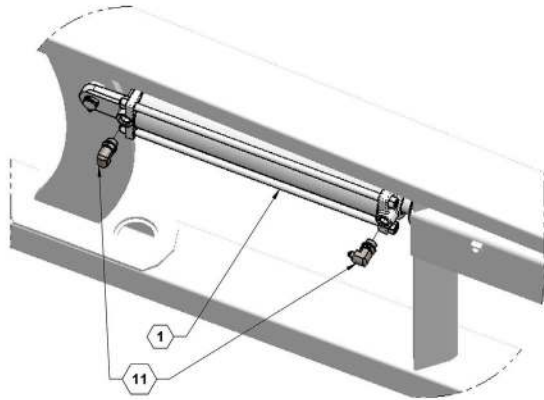
9613TF-80 FITTING I.D. & LOCATION CONTINUED



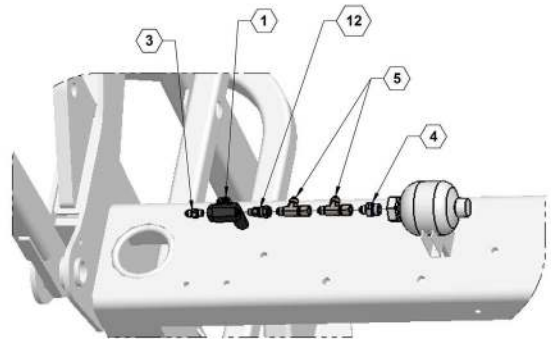
TILT CYLINDERS



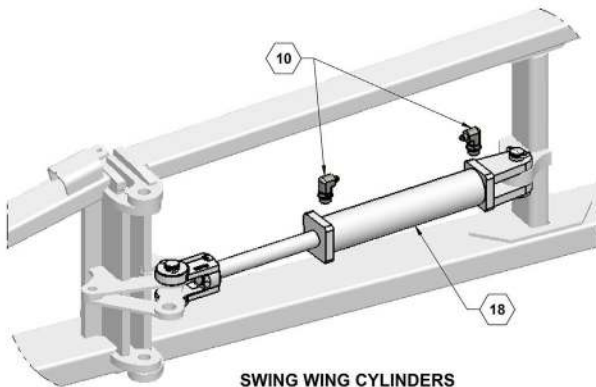
FOLD CYLINDERS



FLIP WING CYLINDERS



ACCUMULATOR



SWING WING CYLINDERS



ILLUSTRATED PARTS LIST

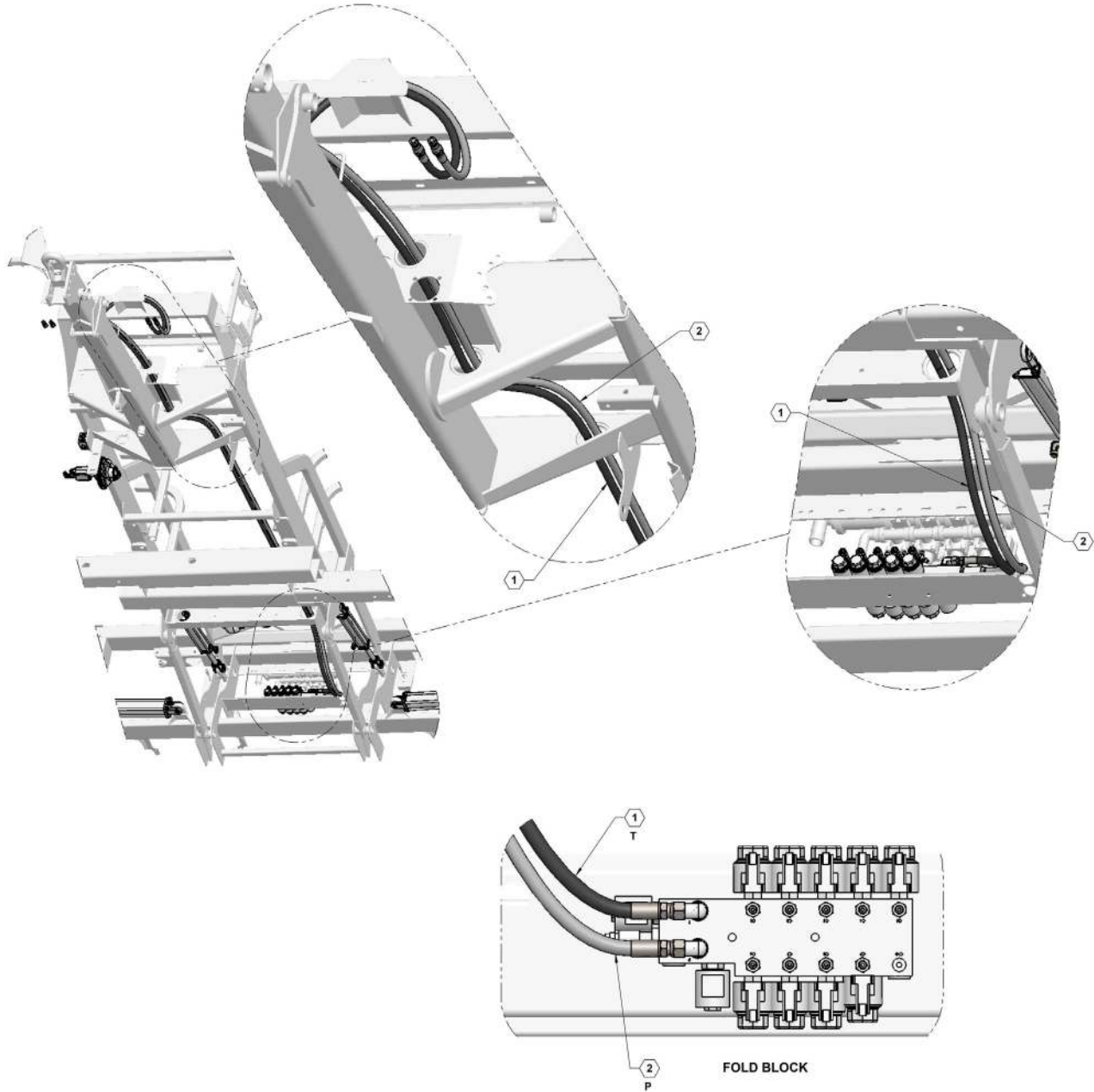
9613TF-80 Hydraulic Fitting Locations Parts List

ITEM	PART NO.	QTY.	DESCRIPTION
1	500000	1	VALVE, BALL SAE#4 FEMALE PORT
3	610007	1	JIC #4 TO ORING #4
4	610011	3	JIC #6 TO ORING #8
5	610027	2	JIC #6 RUN TEE
7	610030	2	JIC #6 TO ORING #8 90 DEG
8	610035	4	ORING #8 TO 3/8" PIPE 90 DEG
9	610036	4	PLUG 3/8-18 BREATHER VENT
10	610039	8	JIC RESTRICTED .032 #4 X O-R #8 90 DEG (9600N)
10	610040	12	JIC RESTRICTED .045 #4 X O-R #8 90 DEG (9600)
11	610040	12	JIC RESTRICTED .045 #4 X O-R #8 90 DEG (9600 & 9600N)
12	610079	1	CONNECTOR #4ORB X #6JIC
15	620006	2	CYLINDER, 30TD16-150 FOLD
17	620023	2	CYLINDER, 25TD08-112 WING TILT

Fold Block Hydraulic Hose Routing

FOLD BLOCK PRESSURE = BLACK HOSE
FOLD BLOCK RETURN = GRAY HOSE

FOLD BLOCK HYDRAULIC HOSE ROUTING





ILLUSTRATED PARTS LIST

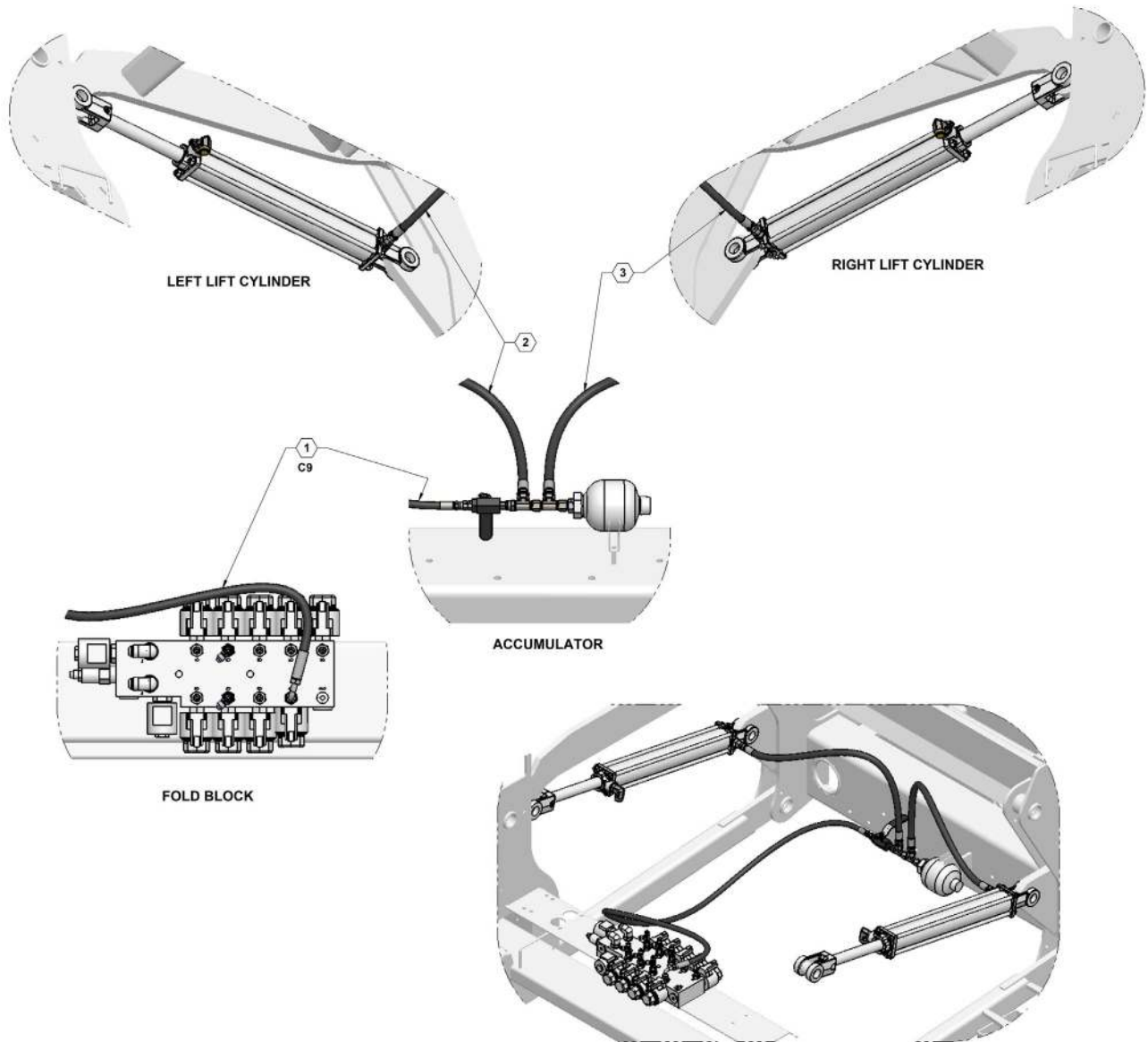
Fold Block Hydraulic Hose Routing Parts List

ITEM	PART NO.	QTY.	DESCRIPTION
1	600040-1-ZN	1	HYDRAULIC HOSE, 08-8MOR-8FJX-302
2	600040-3-ZN	1	HYDRAULIC HOSE, 08-8MOR-8FJX-304

Main Lift Hydraulic Hose Routing

MAIN LIFT PRESSURE = BLACK HOSE
MAIN LIFT RETURN = GRAY HOSE

MAIN LIFT HYDRAULIC HOSE ROUTING





ILLUSTRATED PARTS LIST

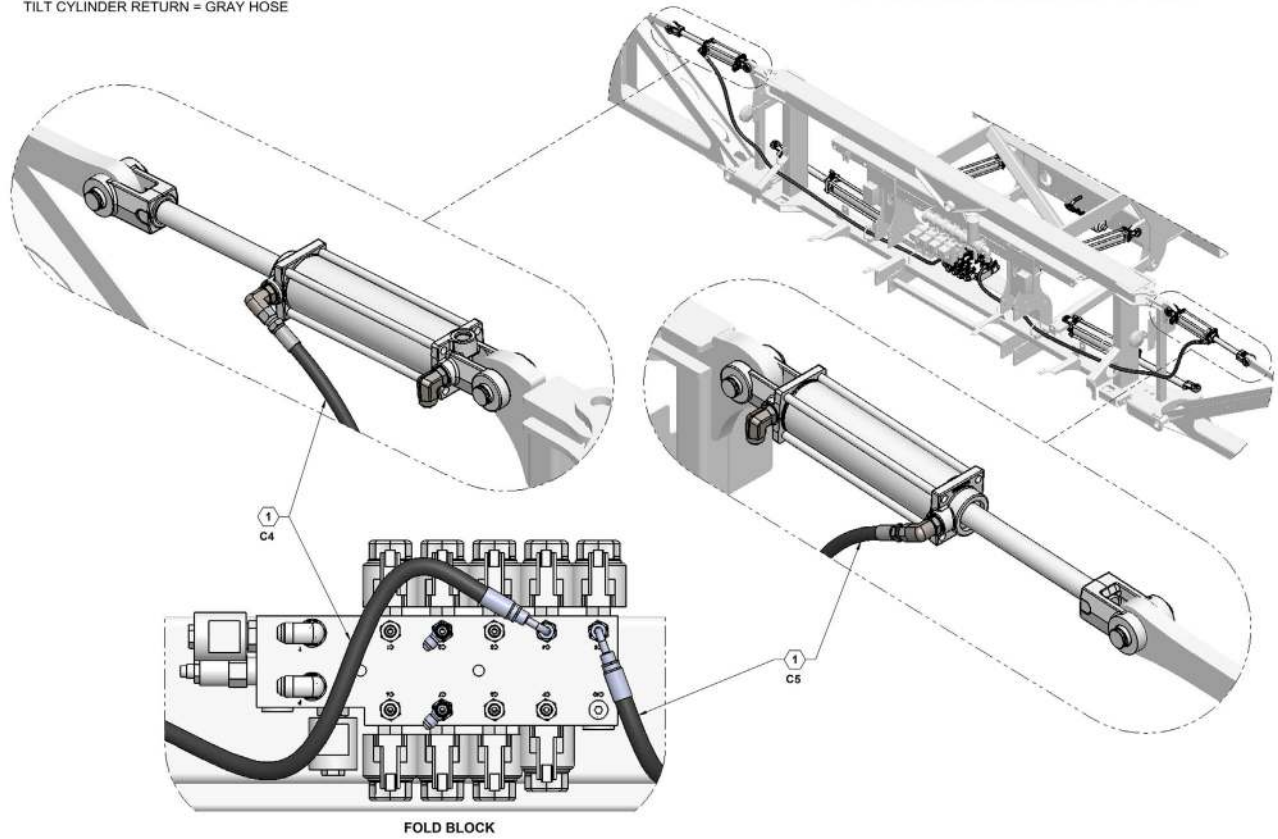
Main Lift Hydraulic Hose Routing Parts List

ITEM	PART NO.	QTY.	DESCRIPTION
1	FDM 0048-ZN	1	HYDRAULIC HOSE , 04-4FJX90-4FJX-85
2	600040-12-ZN	1	HYDRAULIC HOSE , 06-6FJX-6FJX-28
3	600040-13-ZN	1	HYDRAULIC HOSE , 06-6FJX-6FJX-30

Tilt Cylinder Hydraulic Hose Routing

TILT CYLINDER PRESSURE = BLACK HOSE
TILT CYLINDER RETURN = GRAY HOSE

TILT CYLINDER HYDRAULIC HOSE ROUTING





ILLUSTRATED PARTS LIST

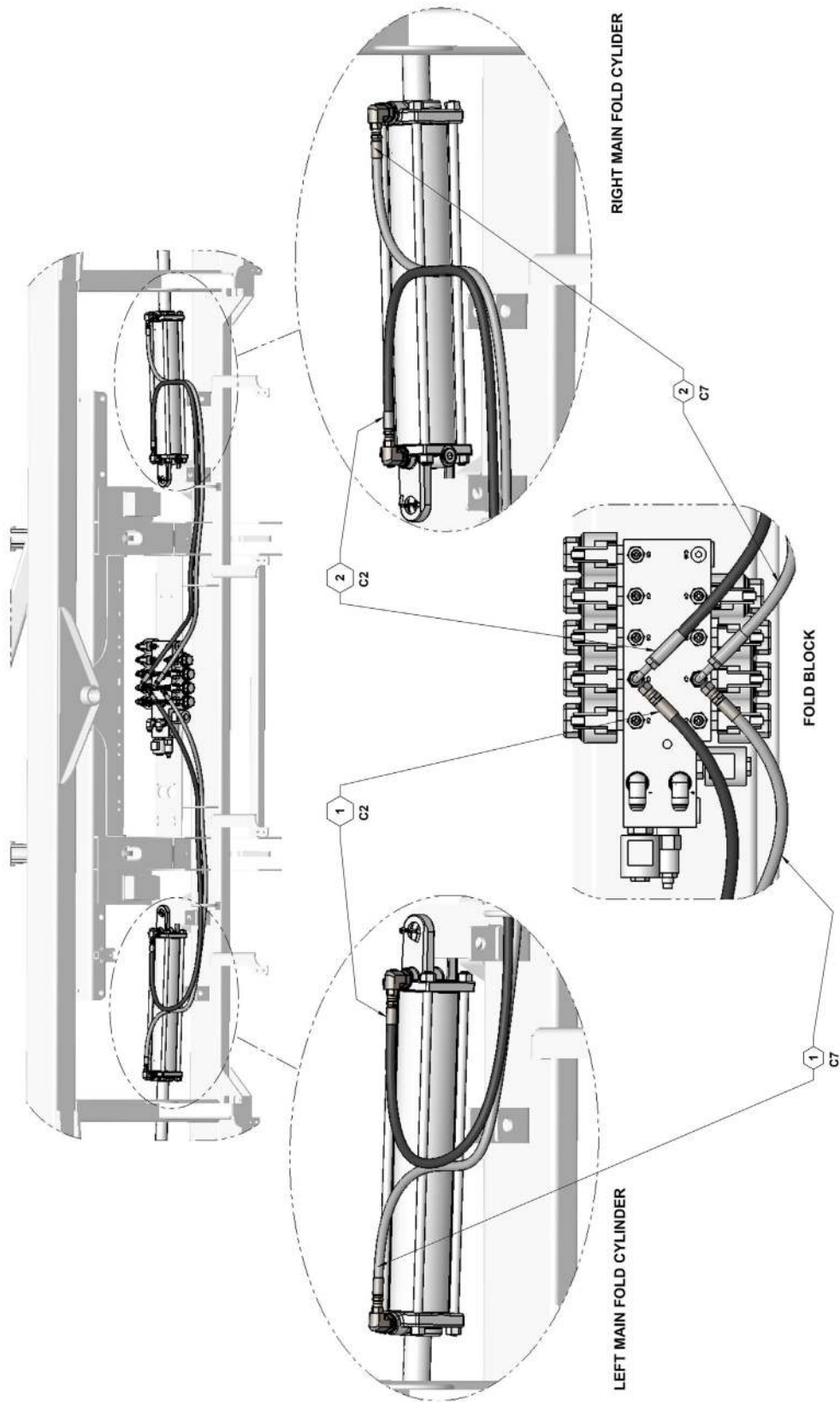
Tilt Cylinder Hydraulic Hose Routing Parts List

ITEM	PART NO.	QTY.	DESCRIPTION
1	600040-19-ZN	2	HYDRAULIC HOSE, 06-4FJX90-6FJX-100

Main Hydraulic Hose Routing

MAIN FOLD HYDRAULIC HOSE ROUTING

MAIN FOLD PRESSURE = BLACK HOSE
 MAIN FOLD RETURN = GRAY HOSE



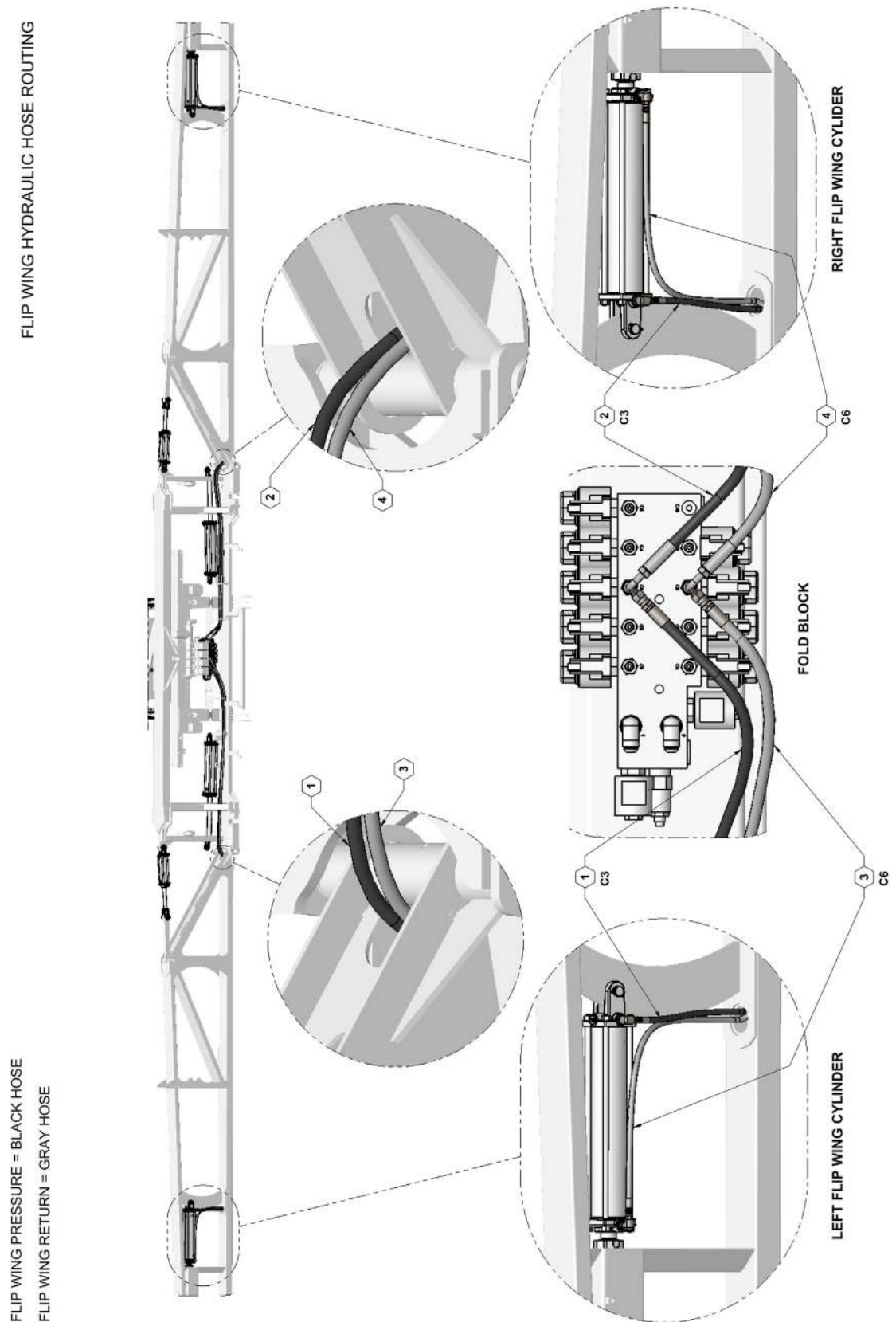


ILLUSTRATED PARTS LIST

Main Hydraulic Hose Routing Parts List

ITEM	PART NO.	QTY.	DESCRIPTION
1	600040-14-ZN	2	HYDRAULIC HOSE, 04-4FJX-4FJX-54
2	600040-9-ZN	2	HYDRAULIC HOSE, 04-4FJX-4FJX-54

Flip Wing Hydraulic Hose Routing





ILLUSTRATED PARTS LIST

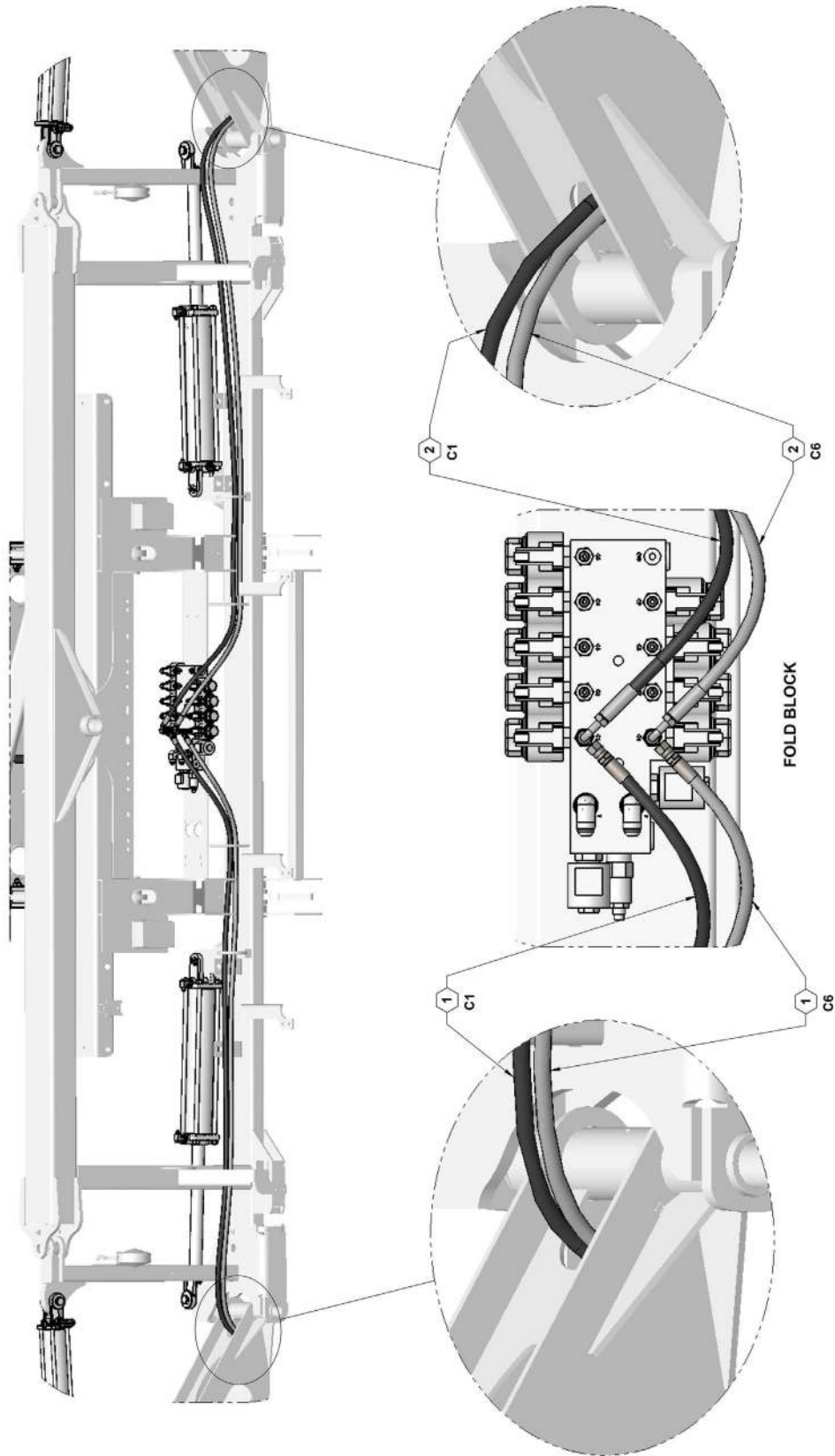
Flip Wing Hydraulic Parts List

ITEM	PART NO.	QTY.	DESCRIPTION
1	600040-16-ZN	1	HYDRAULIC HOSE, 04-4FJX-4FJX-202
2	600040-11A-ZN	1	HYDRAULIC HOSE, 04-4FJX90-4FJX-215
3	600040-17A-ZN	1	HYDRAULIC HOSE, 04-4FJX-4FJX-220
4	600045-6-ZN	1	HYDRAULIC HOSE, 04-4FJX90-4FJX-200

Breakaway Wing Hydraulic Hose Routing

BREAKAWAY WING HYDRAULIC HOSE ROUTING

BREAKAWAY WING PRESSURE = BLACK HOSE
 BREAKAWAY WING RETURN = GRAY HOSE





ILLUSTRATED PARTS LIST

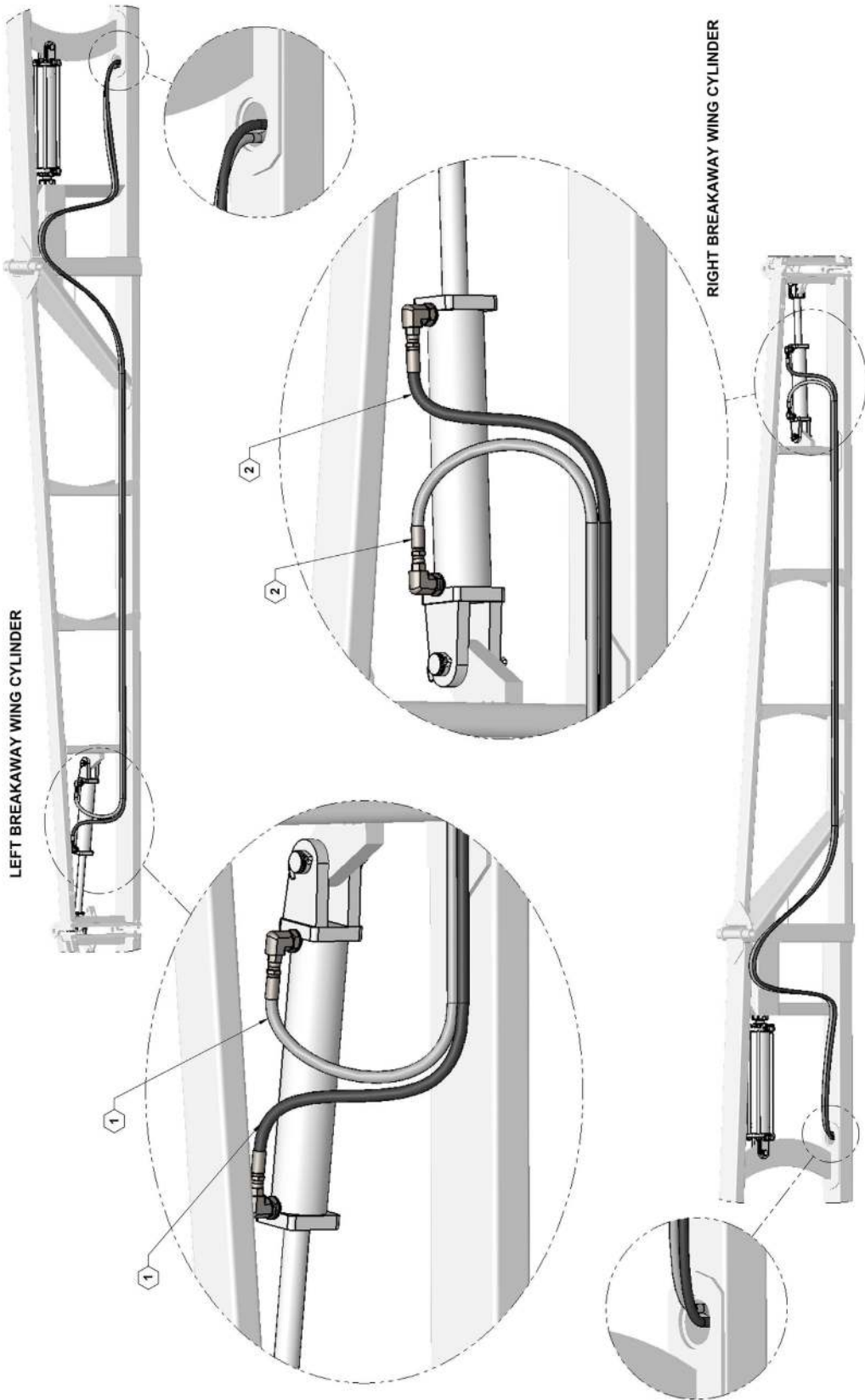
Breakaway Wing Hydraulic Hose Routing Parts List

ITEM	PART NO.	QTY.	DESCRIPTION
1	600040-7-ZN	2	HYDRAULIC HOSE, 04-4FJX-4FJX-384
2	600040-8-ZN	2	HYDRAULIC HOSE, 04-4FJX90-4FJX-384

Breakaway Wing Hydraulic Hose Routing

BREAKAWAY WING HYDRAULIC HOSE ROUTING CONTINUED

BREAKAWAY WING PRESSURE = BLACK HOSE
 BREAKAWAY WING RETURN = GRAY HOSE





ILLUSTRATED PARTS LIST

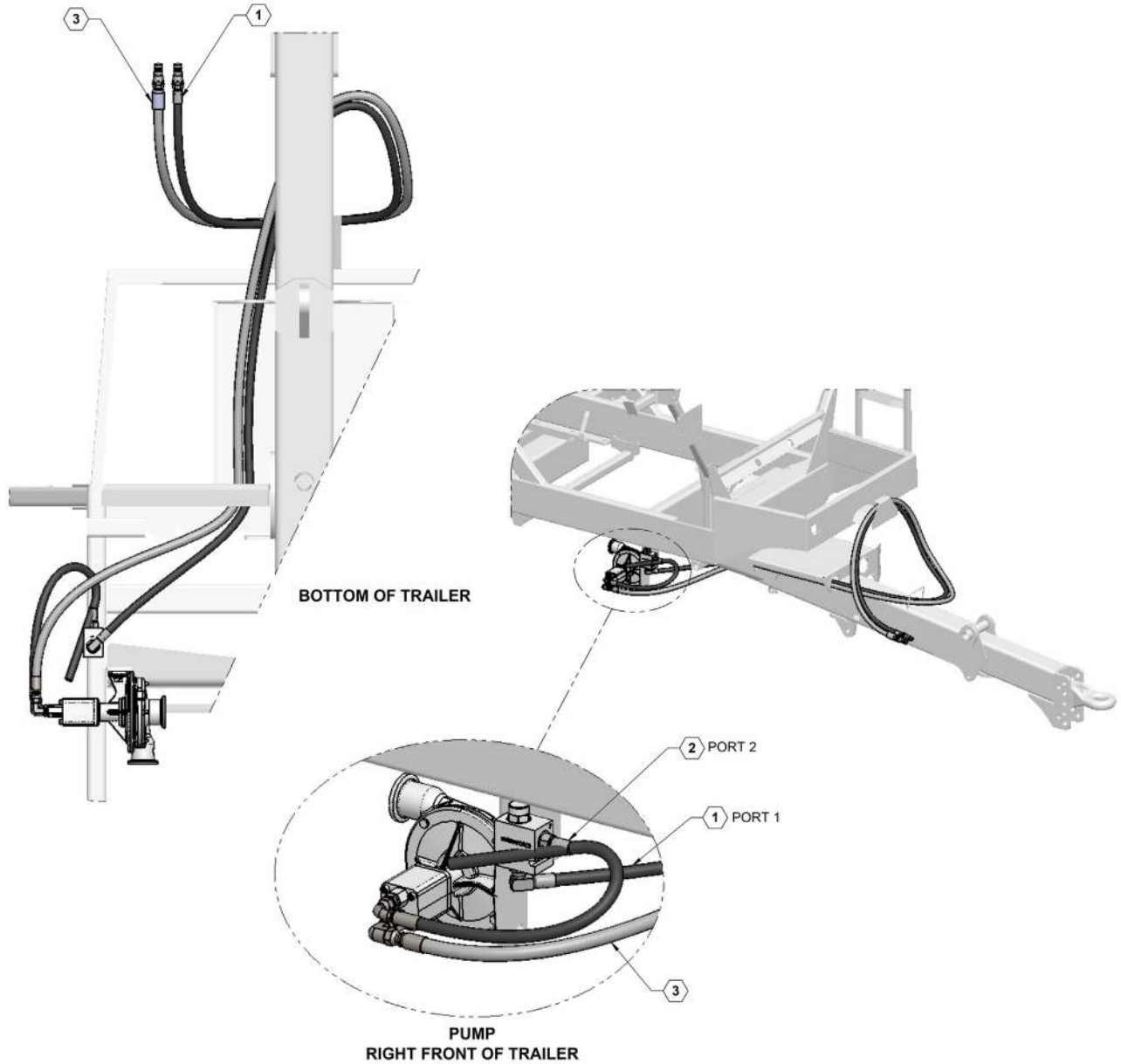
Breakaway Wing Hydraulic Hose Routing Parts List

ITEM	PART NO.	QTY.	DESCRIPTION
1	600040-7-ZN	2	HYDRAULIC HOSE, 04-4FJX-4FJX-384
2	600040-8-ZN	2	HYDRAULIC HOSE, 04-4FJX90-4FJX-384

Hydraulic Pump Hose Routing

PUMP PRESSURE = BLACK HOSE
PUMP RETURN = GRAY HOSE

PUMP HYDRAULIC HOSE ROUTING





ILLUSTRATED PARTS LIST

Hydraulic Pump Hose Routing Parts List

ITEM	PART NO.	QTY.	DESCRIPTION
1	600040-18A-ZN	1	HYDRAULIC HOSE, 08-10MOR90-8MOR-168
2	600040-20A-ZN	1	HYDRAULIC HOSE, 08-8FJX90-10MOR-25
3	600040-2C-ZN	1	HYDRAULIC HOSE, 10-10MOR-8MOR-180



ILLUSTRATED PARTS LIST

Raven 450 Controller Kit With Skytrak, Up To 6 Sections

ITEM	PART NO.	QTY.	DESCRIPTION
	631803	1	CONSOLE, SCS450 (6-BOOM)
	631815	1	CABLE, 24' EXT 6BM SCS450
	631818	1	CABLE 10' CONSOLE 7BM SCS 440/450
	631832	1	SENSOR, GPS SPEED, RAVEN
	632028	1	47 PIN TO 16 PIN ADAPTER CABLE
	632077	1	CABLE PRODUCT 47 PIN 6 SECTION

Raven ISO Rate Control Module, Cables To Tractor, ISO Hookup, No VT Console

ITEM	PART NO.	QTY.	DESCRIPTION
	15813BLK	1	PLATE, MOUNT, RATE CONTROLLER
	596105M	1	HEX HEAD G5 1/4-20 X 2-1/2 MAG
	596110M	1	BOLT, HH 1/4-20 X 3 MAGNI
	596128M	2	HH G5 3/8 X 1 MAGNI
	596235M	3	HEX NUT CENTER LOCK 1/4 MAGNI
	596237M	2	HEX NUT 3/8 CENTER LOCK MAGNI
	631856	1	SWITCH ASSEMBLY FOOT ISO PRODUCT CONTROL
	632010	1	RAVEN RATE CONTROL MODULE
	632029	1	47 PIN RCM CABLE
	632035	1	14' 47 PIN TO 47 PIN PLUG
	632078	1	CABLE PRODUCT 47 PIN 10SEC
	632043	1	CABLE, ADAPTER 17' 9 PIN
	632061	1	CABLE, FOOT SWITCH 12'



ILLUSTRATED PARTS LIST

Deere JDRC 2000 ISO Rate Controller, Cables To Tractor, ISO Hookup, No VT Console

ITEM	PART NO.	QTY.	DESCRIPTION
	15813BLK	1	PLATE, MOUNT, RATE CONTROLLER
	596105M	1	HEX HEAD G5 1/4-20 X 2-1/2 MAG
	596110M	2	BOLT, HH 1/4-20 X 3 MAGNI
	596128M	2	HH G5 3/8 X 1 MAGNI
	596235M	3	HEX NUT CENTER LOCK 1/4 MAGNI
	596237M	2	HEX NUT 3/8 CENTER LOCK MAGNI
	632035	1	14' 47 PIN TO 47 PIN PLUG
	632078	1	CABLE PRODUCT 47 PIN 10SEC
	632043	1	CABLE, ADAPTER 17' 9 PIN
	632045	1	JD RC2000 CONTROL MODULE
	632061	1	CABLE, FOOT SWITCH 12'

47 Pin Product Control Cable - Customer Supplied JDRC2000 Rate Controller / Raven RCM

ITEM	PART NO.	QTY.	DESCRIPTION
	15813BLK	1	PLATE, MOUNT, RATE CONTROLLER
	596105M	1	HEX HEAD G5 1/4-20 X 2-1/2 MAG
	596110M	2	BOLT, HH 1/4-20 X 3 MAGNI
	596128M	2	HH G5 3/8 X 1 MAGNI
	596235M	3	HEX NUT CENTER LOCK 1/4 MAGNI
	596237M	2	HEX NUT 3/8 CENTER LOCK MAGNI
	632035	1	14' 47 PIN TO 47 PIN PLUG
	632078	1	CABLE PRODUCT 47 PIN 10SEC



ILLUSTRATED PARTS LIST

47 Pin To 37 Pin Product Control Cable - Customer Supplied GreenStar Rate Controller

ITEM	PART NO.	QTY.	DESCRIPTION
	15813BLK	1	PLATE, MOUNT, RATE CONTROLLER
	596105M	1	HEX HEAD G5 1/4-20 X 2-1/2 MAG
	596110M	2	BOLT, HH 1/4-20 X 3 MAGNI
	596128M	2	HH G5 3/8 X 1 MAGNI
	596235M	3	HEX NUT CENTER LOCK 1/4 MAGNI
	596237M	2	HEX NUT 3/8 CENTER LOCK MAGNI
	632035	1	14' 47 PIN TO 47 PIN PLUG
	632078	1	CABLE PRODUCT 47 PIN 10SEC
	632070	1	37 TO 47 PIN ADAPTER

47 Pin To 16 Pin Product Control Cable - Customer Supplied Raven 450

ITEM	PART NO.	QTY.	DESCRIPTION
	631814	1	CABLE, 12' EXTENSION 6BM SCS440, 16 PIN
	632028	1	47 PIN TO 16 PIN ADAPTER CABLE
	632035	1	14' 47 PIN TO 47 PIN PLUG
	632077	1	CABLE PRODUCT 47 PIN 6SEC

47 Pin Product Control Cable - Customer Supplied Rate Controller

ITEM	PART NO.	QTY.	DESCRIPTION
	632035	1	14' 47 PIN TO 47 PIN PLUG
	632078	1	CABLE PRODUCT 47 PIN 10SEC

Raven CR7 ISO Display With Deere Harness (Deere ISO Controller)

ITEM	PART NO.	QTY.	DESCRIPTION
	632063	1	RAVEN PRECISION CR7 DISPLAY
	632066	1	CABLE, CR7 ISO VT ONLY
	632067	1	CABLE, DISPLAY PORT, Y ADAPTER



ILLUSTRATED PARTS LIST

Raven CR7 ISO Display With Harness (Non-Deere ISO Controller)

ITEM	PART NO.	QTY.	DESCRIPTION
	632063	1	RAVEN PRECISION CR7 DISPLAY
	632065	1	CABLE, CAN/POWER OEM ISO
	632066	1	CABLE, CR7 ISO VT ONLY

Raven CR7 ISO Display With Complete ISO Harness (Non-ISO Tractor)

ITEM	PART NO.	QTY.	DESCRIPTION
	632063	1	RAVEN PRECISION CR7 DISPLAY
	632064	1	CABLE, RAVEN ISO/POWER
	632066	1	CABLE, CR7 ISO VT ONLY

Flow-Back Ball Valve Line Rinse - Electric Valve With Toggle Switch

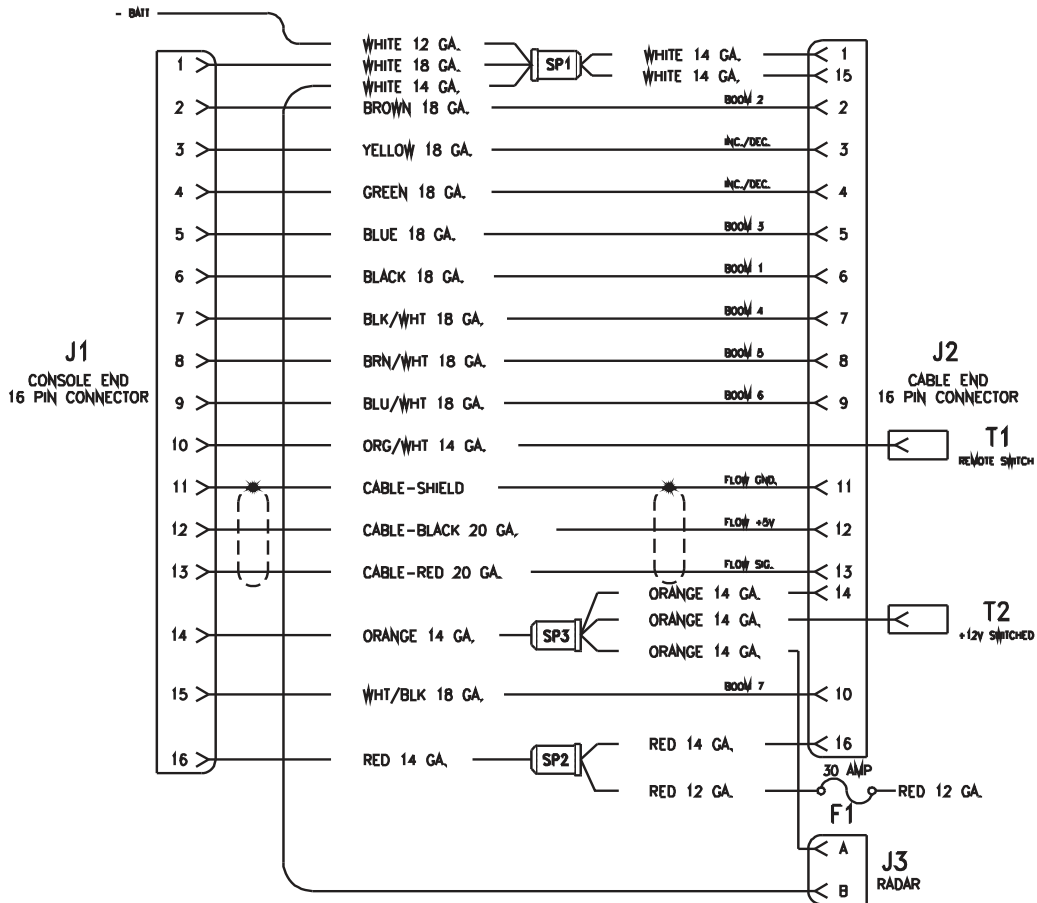
ITEM	PART NO.	QTY.	DESCRIPTION
	11145BLK	1	SWITCH BRACKET
	500028	0.25	VALVE, 450BEC MANIFOLD
	510016	2.5	HOSE, 1" EPDM
	510019	3	HOSE, 3/4" EPDM
	530189	1	QUICK CONNECT 1" STRAIGHT BARB
	530434	1	1" HB OUTLET X M QC
	540013	2	CLAMP, STAINLESS 3/4" #12
	540014	2	CLAMP, STAINLESS 1" #16
	560055	1	ELECTRICAL SWITCH SEALED SPST
	560071	1	TOGGLE SWITCH BOOT



ILLUSTRATED PARTS LIST

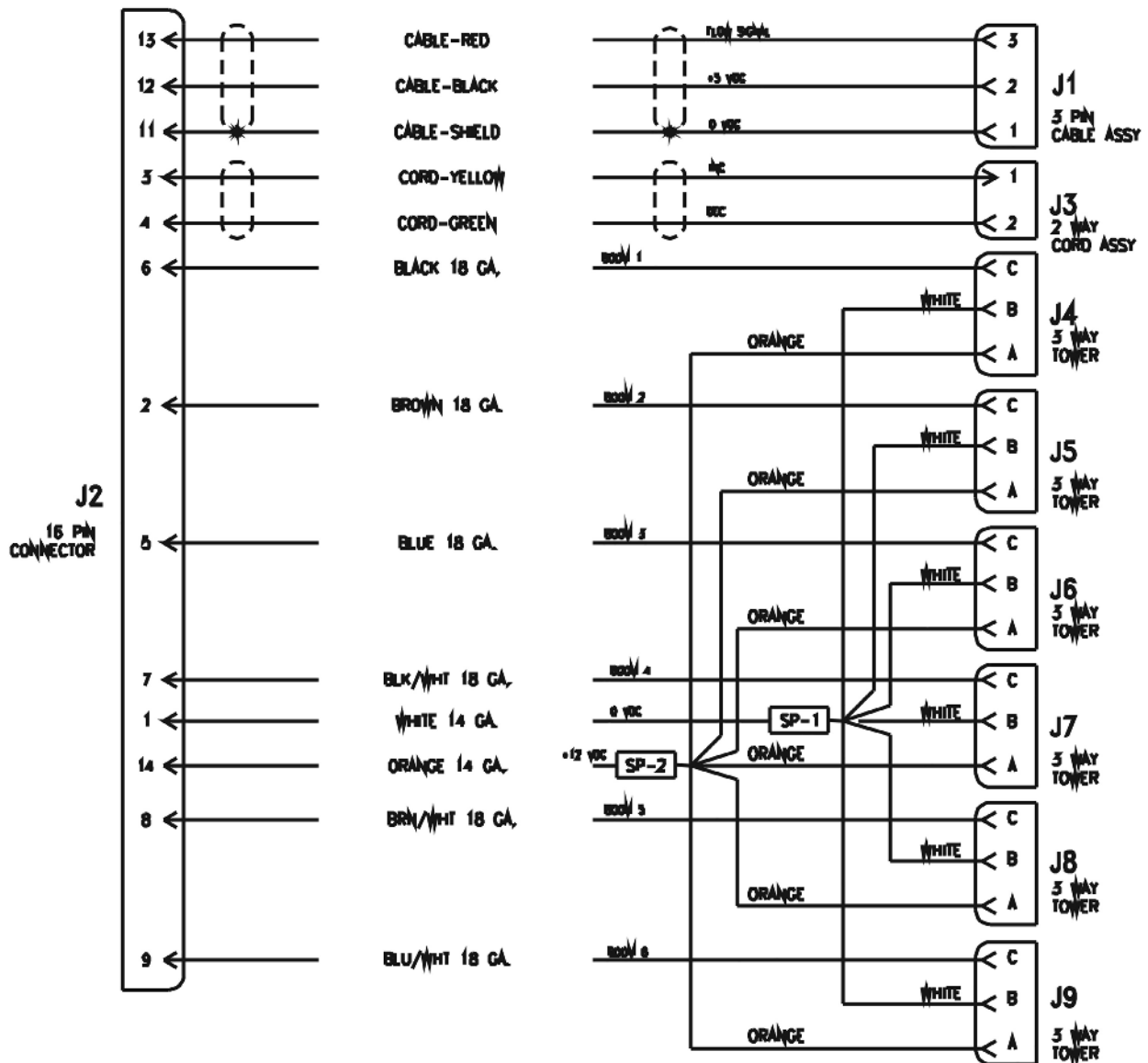
Control Console Wiring Harness

CABLE,
CONSOLE, SCS 460, 6 BOOM, 10'
115-0171-085 (Rev. A)



Control Console Wiring Harness

CABLE, 12' PRODUCT, 6 BOOM WITH 3 PIN TOWERS 115-0171-129 (Rev. A)





ILLUSTRATED PARTS LIST

Adapter Cable, 16 Pin Console To 47 Pin Product Port (632028)

J1

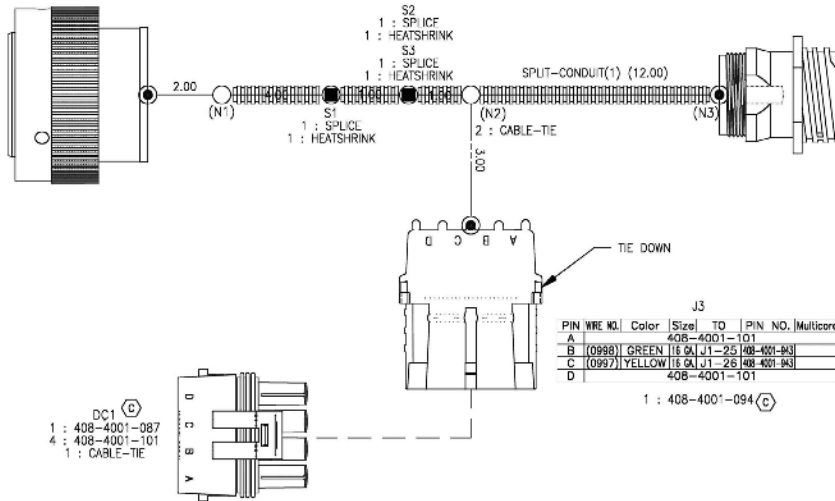
PIN	WIRE NO.	Color	Size	TO	PIN NO.	Multicore
1	(0010A)	BLACK	14 GA	J2-1	408-4001-318	
2	(0950A)	BLACK	18 GA	S1-3	408-4001-823	
3	(0950B)	BLACK	18 GA	S1-2	408-4001-823	
4	(0010B)	BLACK	14 GA	J2-15	408-4001-318	
5	(0062A)	RED	14 GA	S2-3	408-4001-318	
6	(0062B)	RED	14 GA	S2-1	408-4001-318	
7				408-4001-882		
8				408-4001-882		
9				408-4001-882		
10				408-4001-882		
11				408-4001-882		
12	(0986)	GRAY	18 GA	J2-13	408-4001-823	
13				408-4001-882		
14				408-4001-882		
15				408-4001-882		
16				408-4001-882		
17				408-4001-882		
18				408-4001-882		
19				408-4001-882		
20				408-4001-882		
21				408-4001-882		
22	(0963)	RED	16 GA	J2-12	408-4001-823	
23	(0978)	BLUE/WHITE	18 GA	J2-4	408-4001-823	
24	(0977)	BROWN/WHITE	18 GA	J2-3	408-4001-823	
25	(0981)	GREEN	16 GA	J5-1	408-4001-823	
26	(0997)	YELLOW	16 GA	J3-C	408-4001-823	
27				408-4001-882		
28				408-4001-882		
29				408-4001-882		
30				408-4001-882		
31				408-4001-882		
32	(0972A)	RED/WHITE	18 GA	S3-2	408-4001-823	
33	(0972B)	RED/WHITE	18 GA	S3-1	408-4001-823	
34	(0950C)	BLACK	18 GA	S1-1	408-4001-318	
35				408-4001-882		
36	(0981)	GRAY	18 GA	J2-6	408-4001-823	
37	(0983)	BROWN	18 GA	J2-2	408-4001-823	
38	(0984)	BLUE	18 GA	J2-5	408-4001-823	
39	(0985)	BLACK/WHITE	18 GA	J2-7	408-4001-823	
40	(0986)	BROWN/WHITE	18 GA	J2-8	408-4001-823	
41	(0987)	BLUE/WHITE	18 GA	J2-9	408-4001-823	
42	(0988)	WHITE/BLACK	18 GA	J2-10	408-4001-823	
43				408-4001-882		
44				408-4001-882		
45				408-4001-882		
46				408-4001-882		
47				408-4001-882		

- 1 : 408-4002-133
- 1 : 408-4001-803
- 1 : CABLE-TIE

J2

PIN	WIRE NO.	Color	Size	TO	PIN NO.	Multicore
1	(0010A)	BLACK	14 GA	J1-1	408-4001-181	
2	(0983)	BROWN	18 GA	J1-37	408-4001-181	
3	(0977)	BROWN/WHITE	18 GA	J1-24	408-4001-181	
4	(0978)	BLUE/WHITE	18 GA	J1-23	408-4001-181	
5	(0984)	BLUE	18 GA	J1-38	408-4001-181	
6	(0981)	GRAY	18 GA	J1-36	408-4001-181	
7	(0985)	BLACK/WHITE	18 GA	J1-39	408-4001-181	
8	(0986)	BROWN/WHITE	18 GA	J1-40	408-4001-181	
9	(0987)	BLUE/WHITE	18 GA	J1-41	408-4001-181	
10	(0988)	WHITE/BLACK	18 GA	J1-42	408-4001-181	
11	(0950C)	BLACK	18 GA	S1-4	408-4001-181	
12	(0963)	RED	16 GA	J1-22	408-4001-181	
13	(0966)	GRAY	18 GA	J1-12	408-4001-181	
14	(0972C)	RED/WHITE	18 GA	S3-3	408-4001-181	
15	(0010B)	BLACK	14 GA	J1-4	408-4001-181	
16	(0062C)	RED	14 GA	S2-2	408-4001-181	

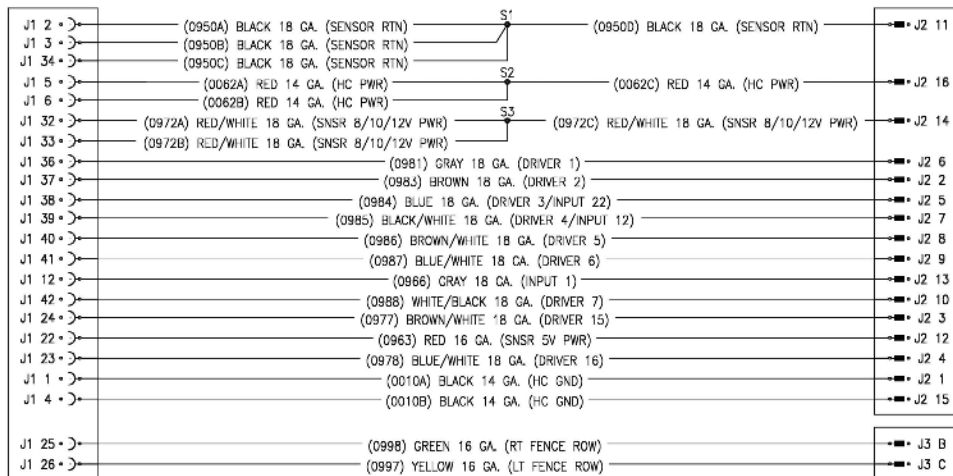
- 1 : 408-4001-025
- 1 : 408-4001-024
- 1 : PERIPHERAL SEAL GREASE
- 1 : 408-4001-019
- 1 : ENCAPSULATE-POTTING



J3

PIN	WIRE NO.	Color	Size	TO	PIN NO.	Multicore
A					408-4001-101	
B	(0998)	GREEN	16 GA	J1-25	408-4001-843	
C	(0997)	YELLOW	16 GA	J1-26	408-4001-843	
D					408-4001-101	

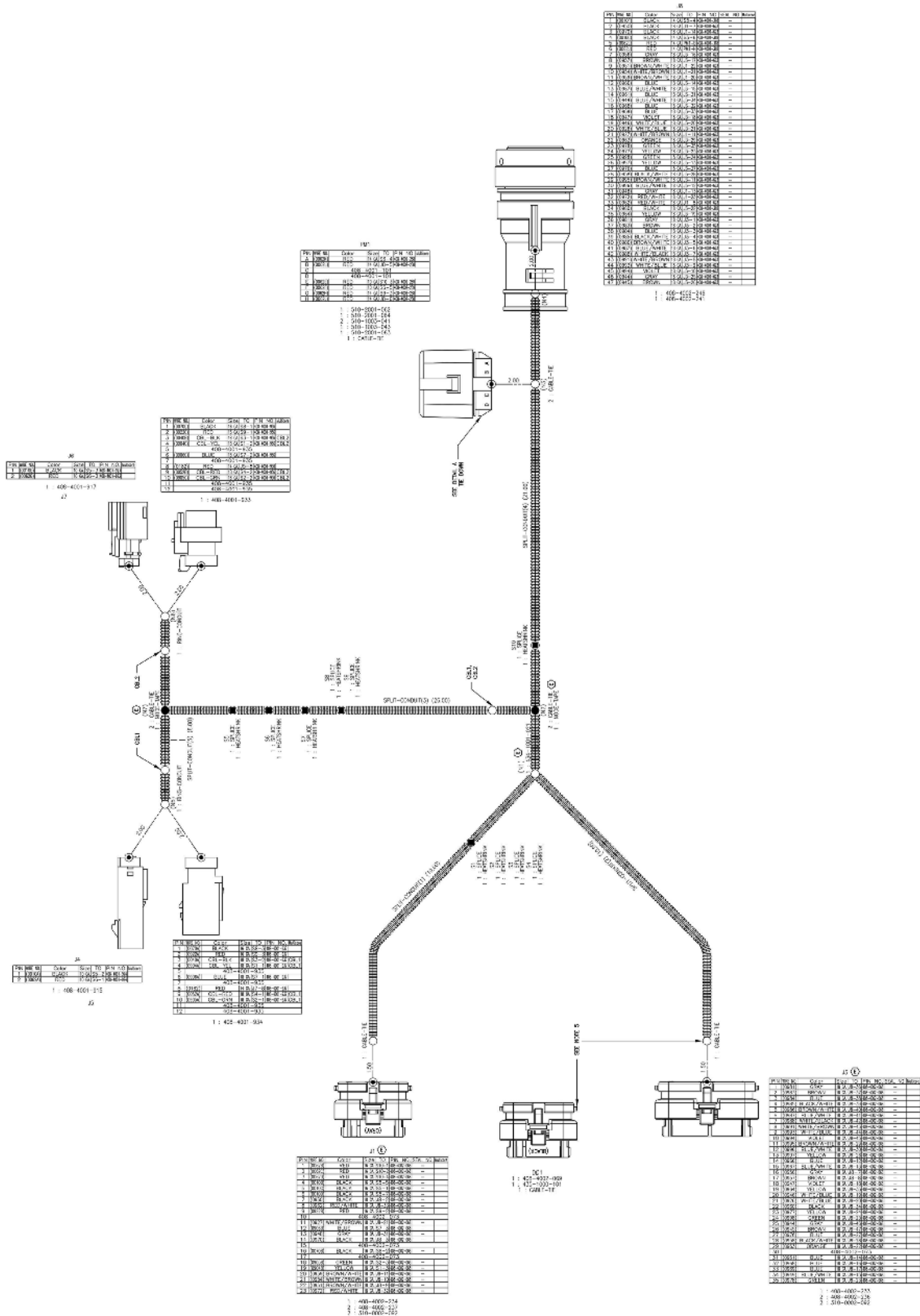
- 1 : 408-4001-094(C)





ILLUSTRATED PARTS LIST


Cable, 81 Pin ECU, 47 Pin Rate Control Interface (632029)





ILLUSTRATED PARTS LIST

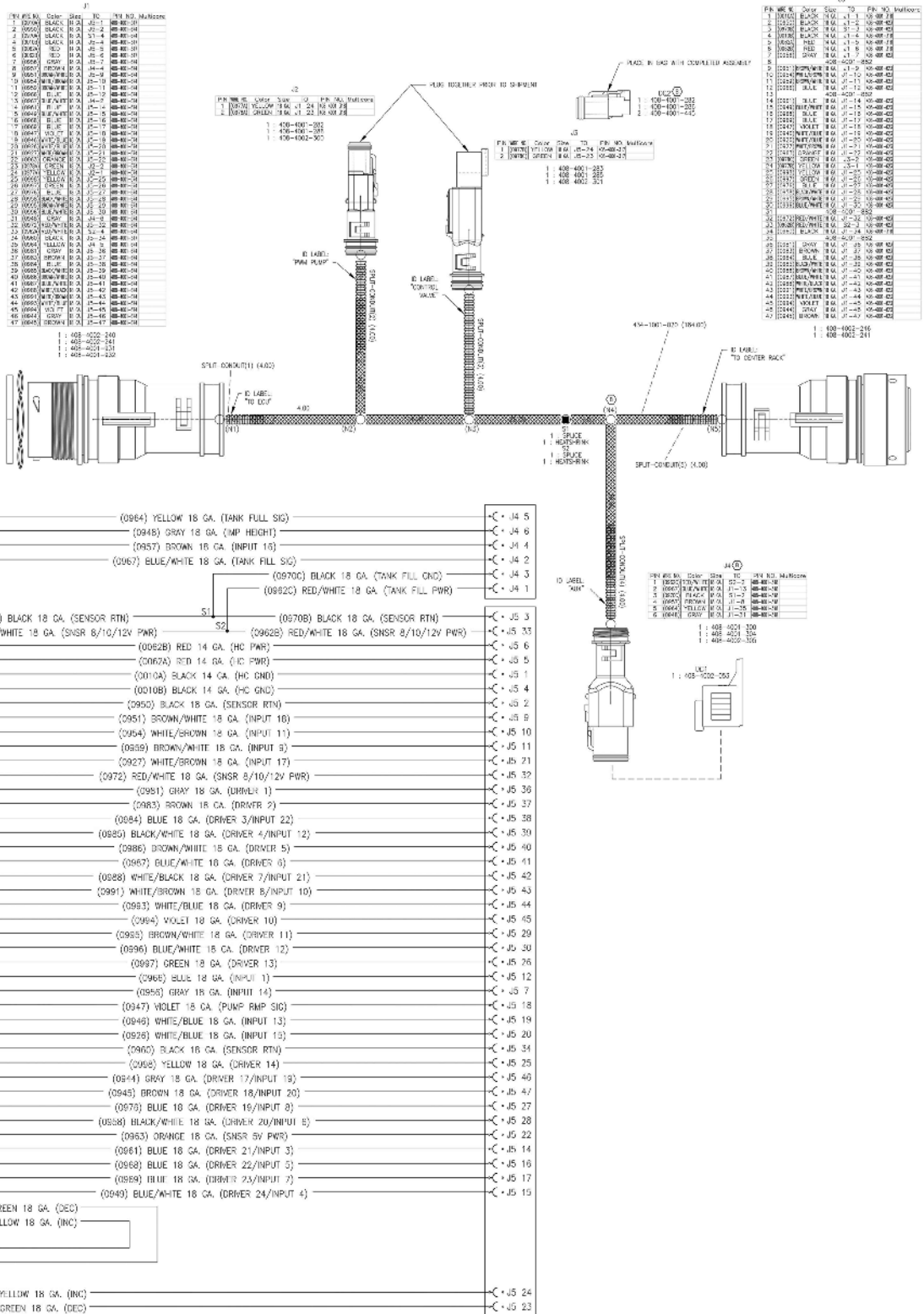
Cable, 81 Pin ECU, 47 Pin Rate Control Interface (632029)





ILLUSTRATED PARTS LIST

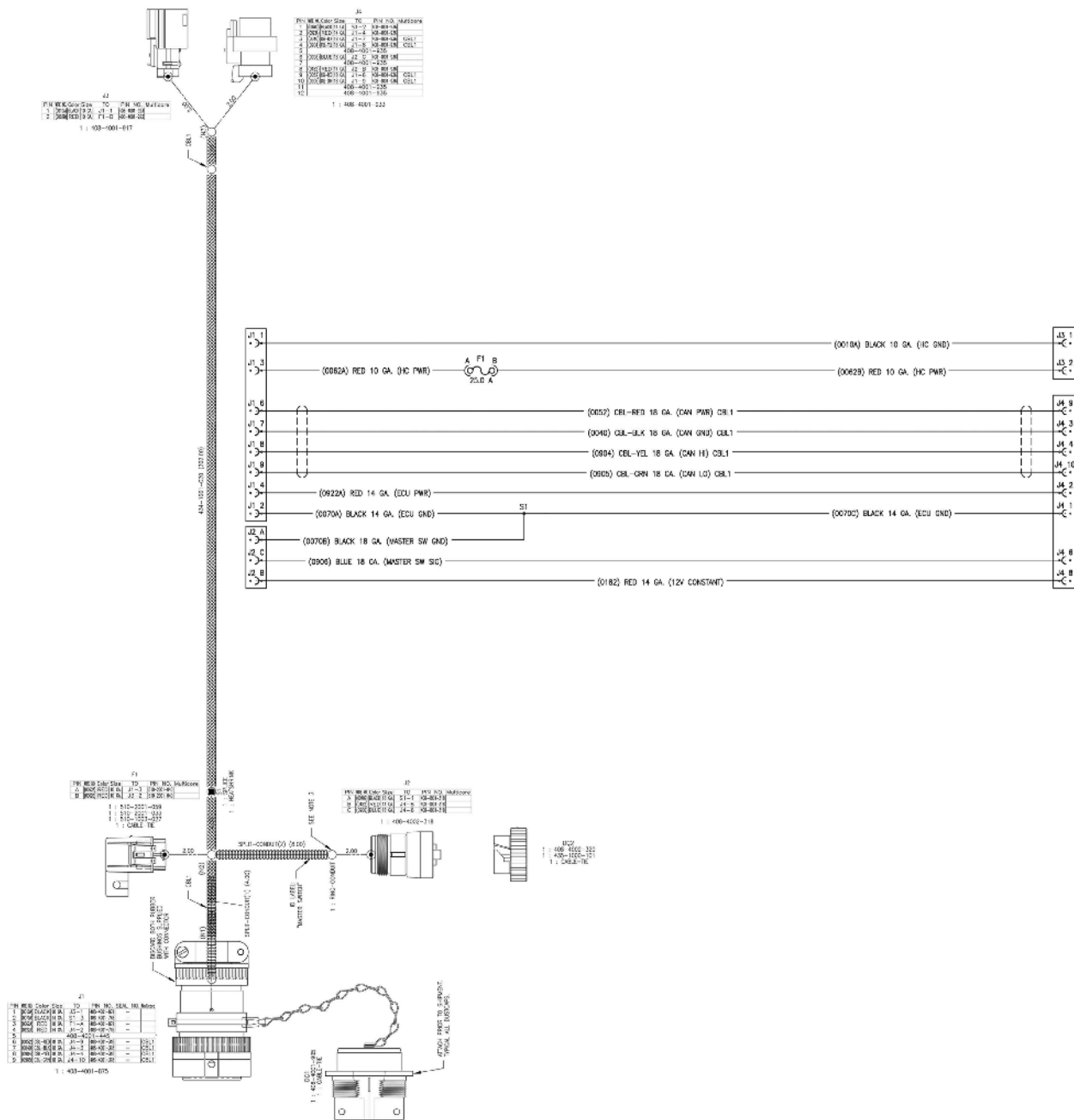
Cable, Pull Type Sprayer Frame, 14' 47 Pin To 47 Pin (632035)





ILLUSTRATED PARTS LIST

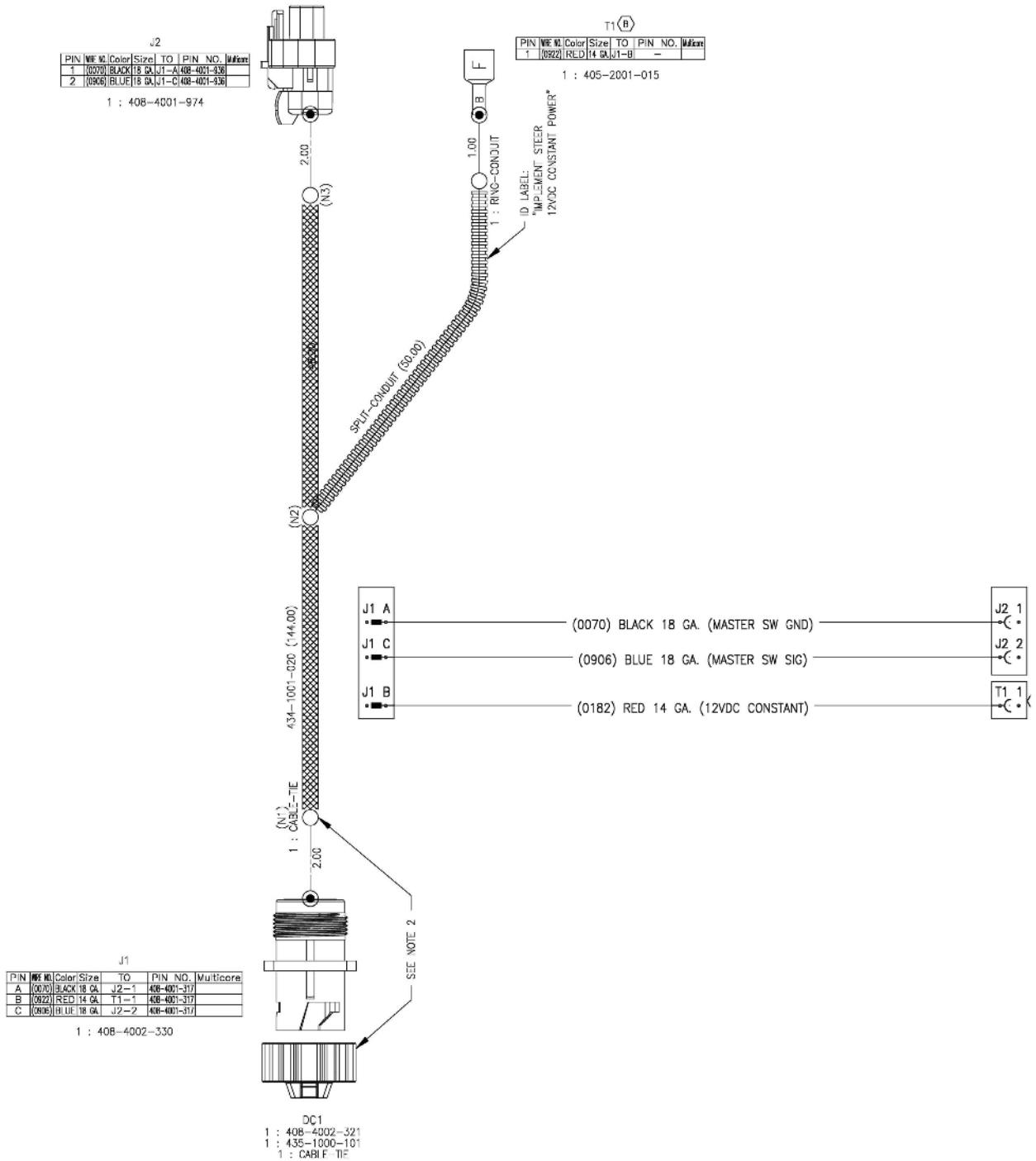
Adapter Cable, 17', 9 Pin IBIC / 3 Pin Master to Gen 1 Isobus (632043)





ILLUSTRATED PARTS LIST

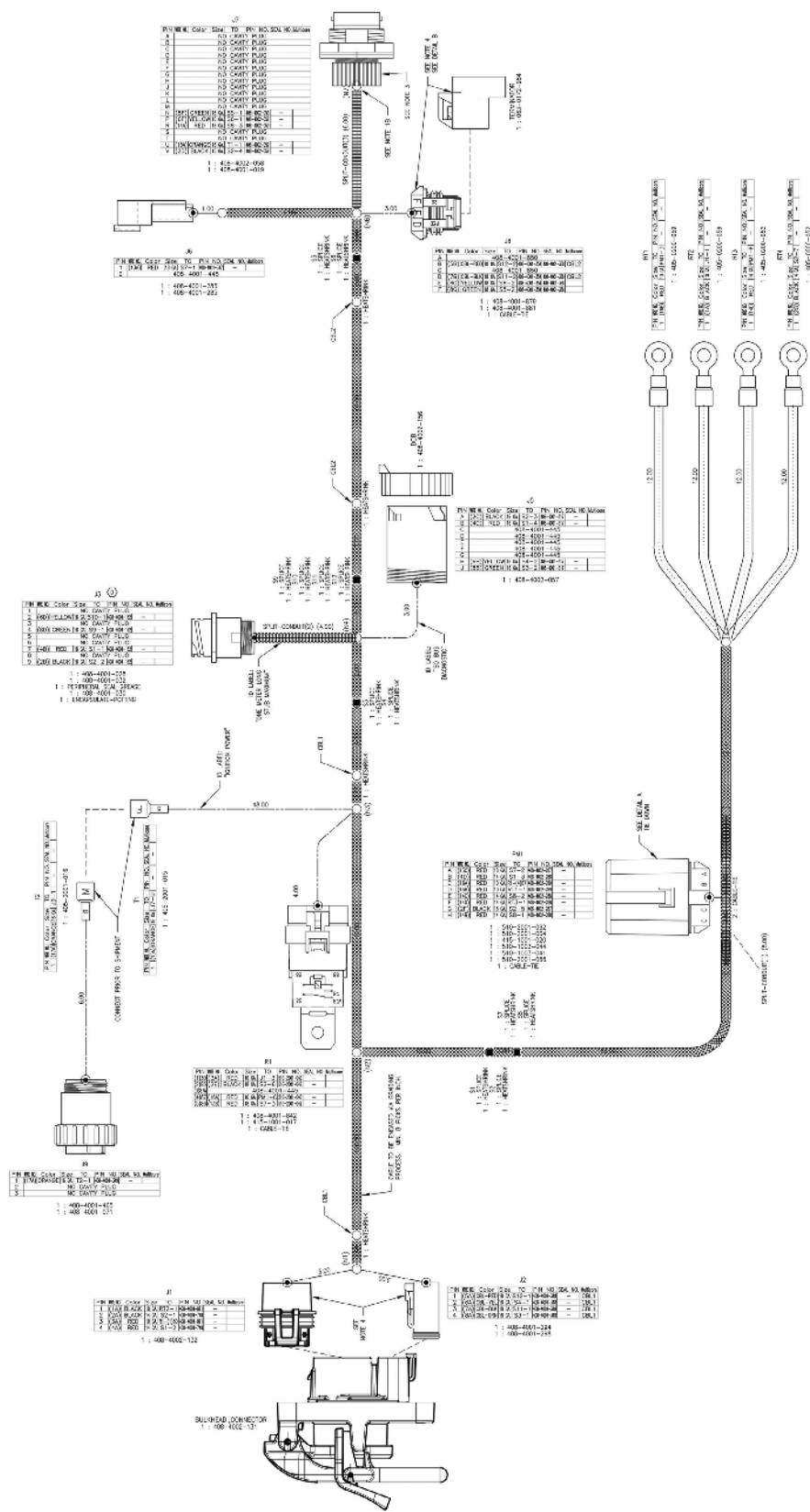
Cable, Foot Switch, 12' (632061)





ILLUSTRATED PARTS LIST

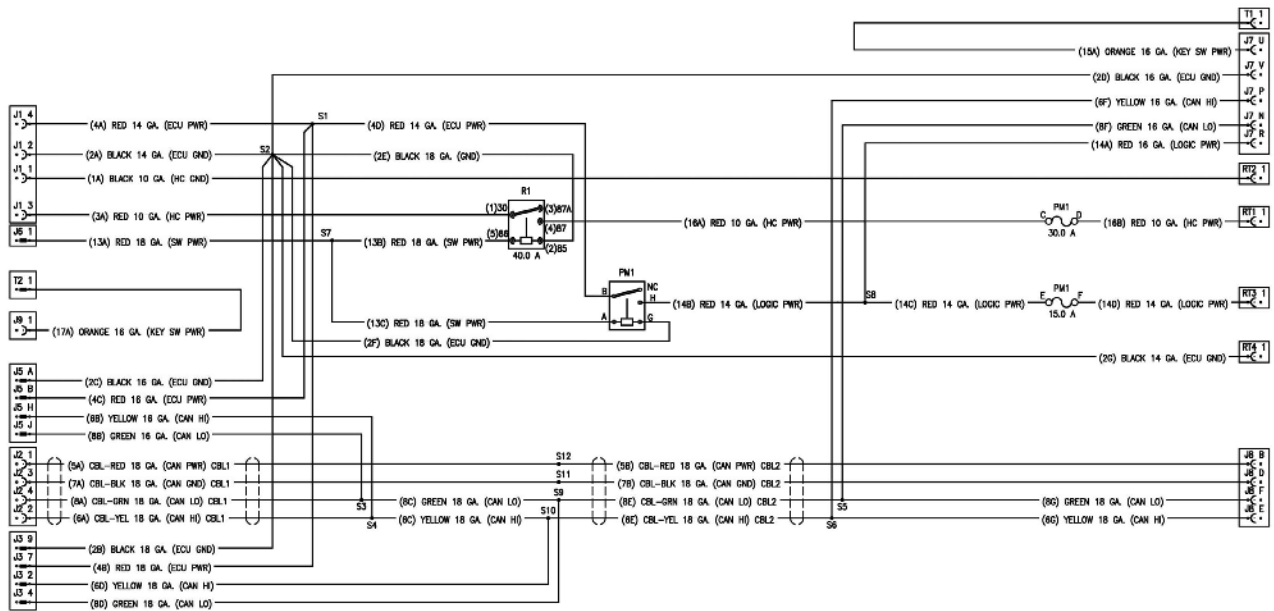
Cable, Raven ISO/Power With IBC Connector (632064)





ILLUSTRATED PARTS LIST

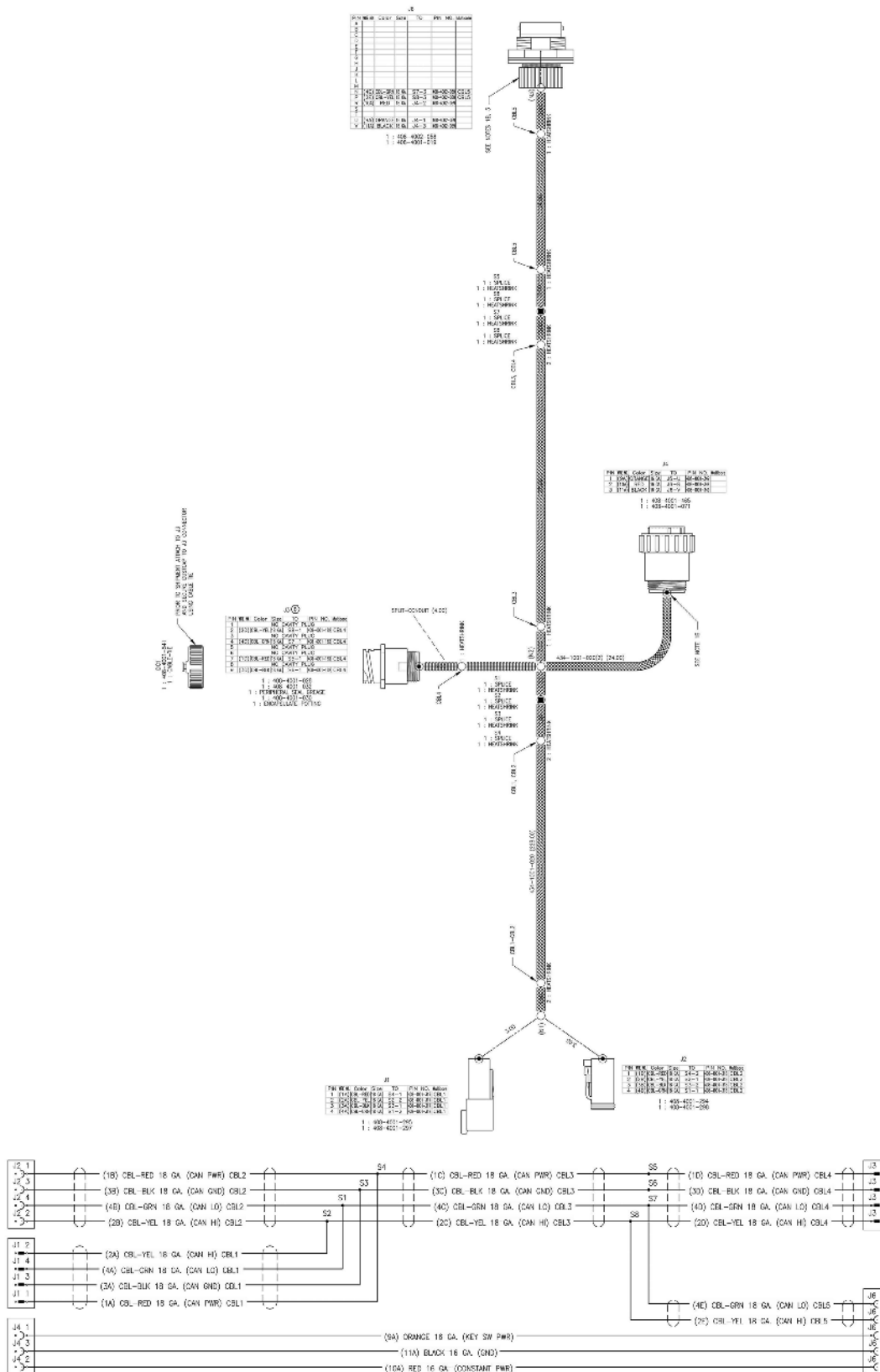
Cable, Raven ISO/Power With IBBC Connector (632064)





ILLUSTRATED PARTS LIST

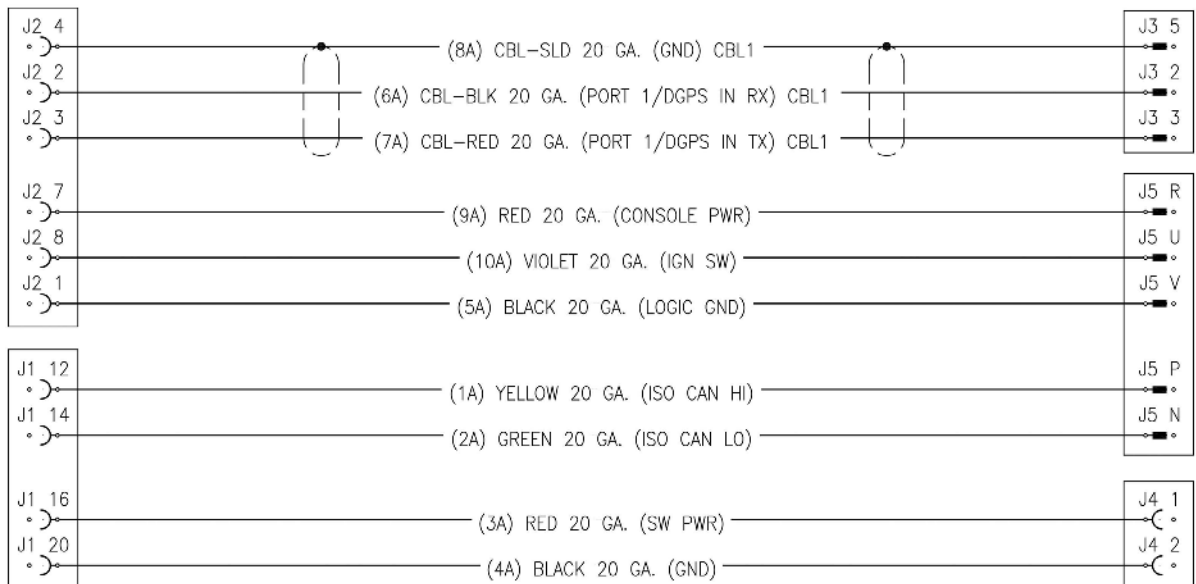
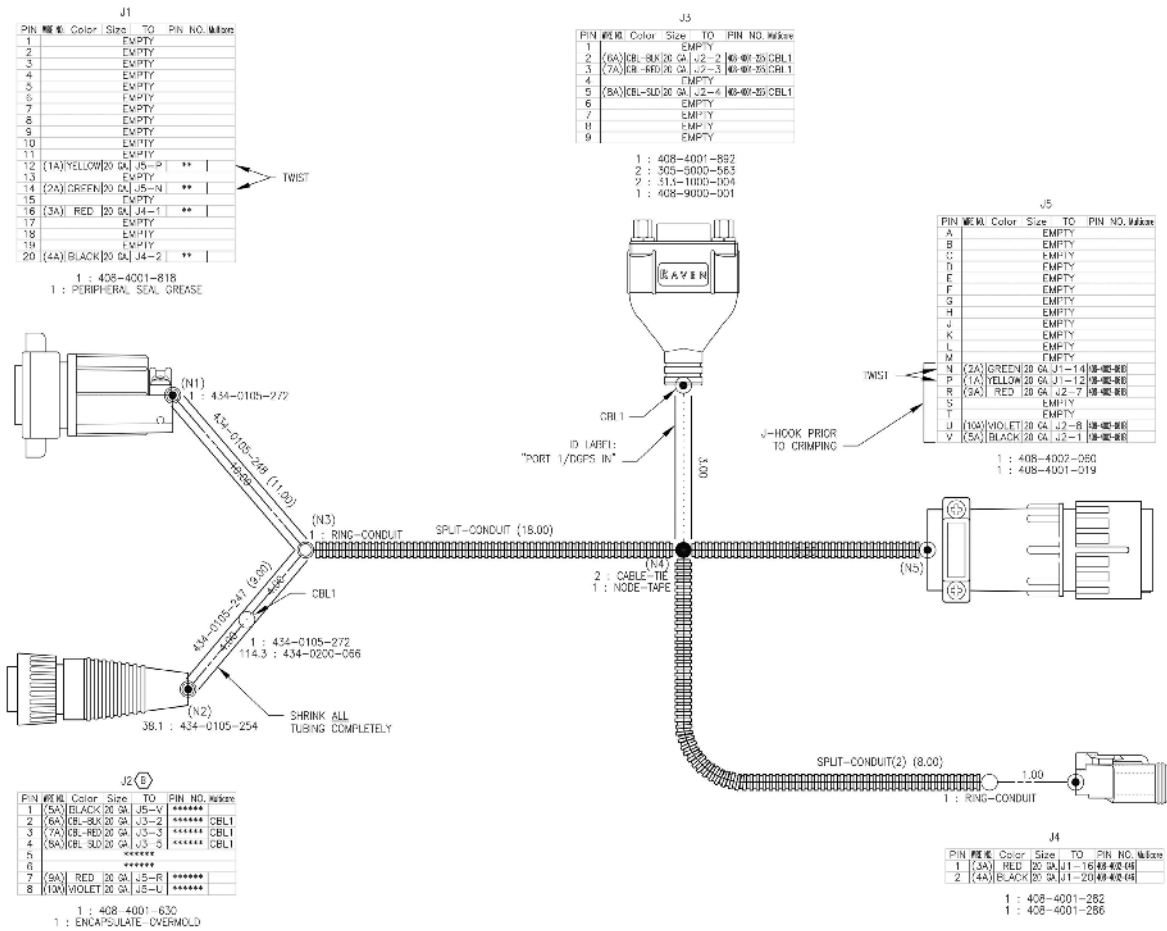
CAN/Power Cable, OEM ISO To Raven ISO Bulkhead (632065)





ILLUSTRATED PARTS LIST

Cable, CR7, ISO VT Only (632066)





ILLUSTRATED PARTS LIST

Cable, Display Port, Y Adapter (632067)

J1 (A)

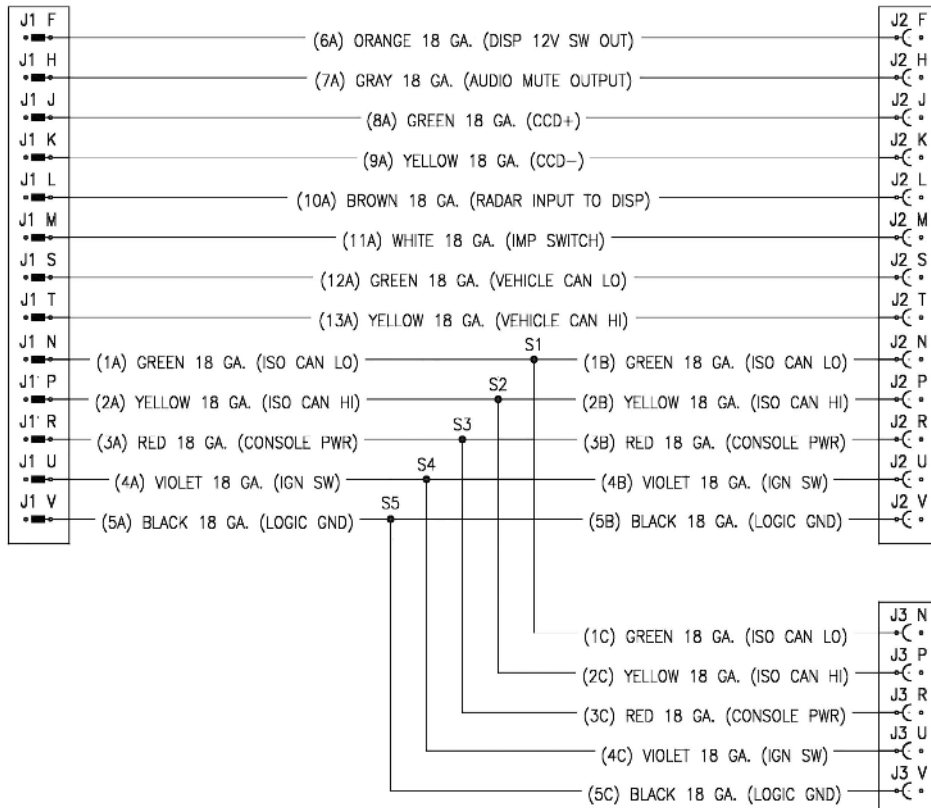
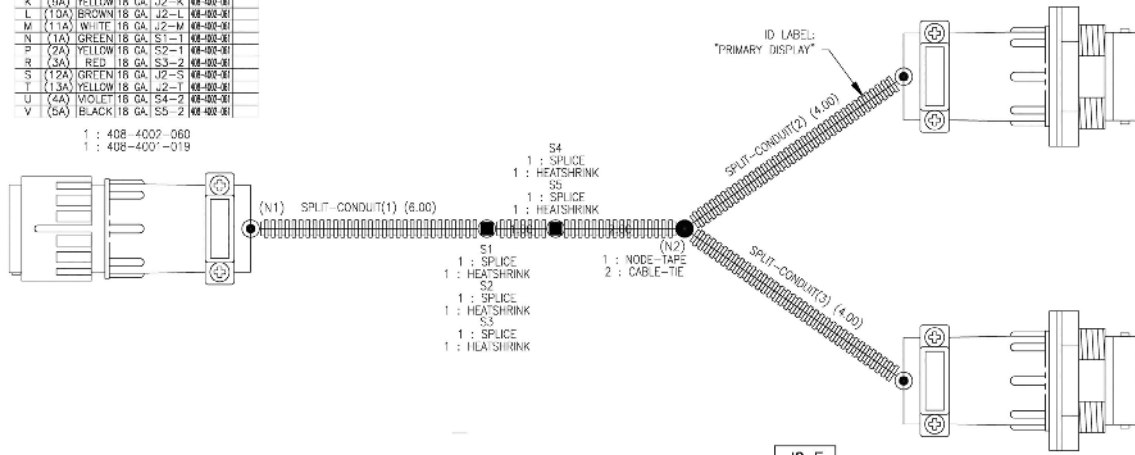
PIN	WIRE NO.	Color	Size	TO	PIN NO.	Wire
A						EMPTY
B						EMPTY
C						EMPTY
D						EMPTY
E						EMPTY
F	(6A)	ORANGE	18 GA.	J2-F	408-400-01	
G						EMPTY
H	(7A)	GRAY	18 GA.	J2-H	408-400-01	
J	(8A)	GREEN	18 GA.	J2-J	408-400-01	
K	(9A)	YELLOW	18 GA.	J2-K	408-400-01	
L	(10A)	BROWN	18 GA.	J2-L	408-400-01	
M	(11A)	WHITE	18 GA.	J2-M	408-400-01	
N	(1A)	GREEN	18 GA.	S1-1	408-400-01	
P	(2A)	YELLOW	18 GA.	S2-2	408-400-01	
R	(3A)	RED	18 GA.	S3-3	408-400-01	
S	(12A)	GREEN	18 GA.	J2-S	408-400-01	
T	(13A)	YELLOW	18 GA.	J2-T	408-400-01	
U	(4A)	VIOLET	18 GA.	S4-4	408-400-01	
V	(5A)	BLACK	18 GA.	S5-5	408-400-01	

1 : 408-4002-060
1 : 408-4001-019

J2 (B)

PIN	WIRE NO.	Color	Size	TO	PIN NO.	Wire
A						EMPTY
B						EMPTY
C						EMPTY
D						EMPTY
E						EMPTY
F	(5A)	ORANGE	18 GA.	J1-F	408-400-01	
G						EMPTY
H	(7A)	GRAY	18 GA.	J1-H	408-400-01	
J	(8A)	GREEN	18 GA.	J1-J	408-400-01	
K	(9A)	YELLOW	18 GA.	J1-K	408-400-01	
L	(10A)	BROWN	18 GA.	J1-L	408-400-01	
M	(11A)	WHITE	18 GA.	J1-M	408-400-01	
N	(1B)	GREEN	18 GA.	S1-2	408-400-01	
P	(2B)	YELLOW	18 GA.	S2-2	408-400-01	
R	(3B)	RED	18 GA.	S3-3	408-400-01	
S	(12A)	GREEN	18 GA.	J1-S	408-400-01	
T	(13A)	YELLOW	18 GA.	J1-T	408-400-01	
U	(4B)	VIOLET	18 GA.	S4-1	408-400-01	
V	(5B)	BLACK	18 GA.	S5-1	408-400-01	

1 : 408-4002-058
1 : 408-4001-019



J3

PIN	WIRE NO.	Color	Size	TO	PIN NO.	Wire
A						EMPTY
B						EMPTY
C						EMPTY
D						EMPTY
E						EMPTY
F						EMPTY
G						EMPTY
H						EMPTY
J						EMPTY
K						EMPTY
L						EMPTY
M						EMPTY
N	(1C)	GREEN	18 GA.	S1-3	408-400-01	
P	(2C)	YELLOW	18 GA.	S2-3	408-400-01	
R	(3C)	RED	18 GA.	S3-3	408-400-01	
S						EMPTY
T						EMPTY
U	(4C)	VIOLET	18 GA.	S4-3	408-400-01	
V	(5C)	BLACK	18 GA.	S5-3	408-400-01	

1 : 408-4002-058
1 : 408-4001-019


Adapter Cable, 37 Pin Console To 47 Pin Product Port (632070)

J1							
PIN	MFR NO.	Color	Size	TO	PIN NO.	Multicore	
1	(0010A)	BLACK	14 GA	J2-1	408-4001-318		
2	(0950A)	BLACK	18 GA	S1-2	408-4001-620		
3	(0950B)	BLACK	18 GA	S1-1	408-4001-620		
4	(0010B)	BLACK	14 GA	J2-2	408-4001-318		
5	(0062A)	RED	14 GA	J2-36	408-4001-318		
6	(0082B)	RED	14 GA	J2-37	408-4001-318		
7	(0956)	BLACK/WHITE	18 GA	J2-31	408-4001-620		
8	(0957)	BLUE/WHITE	18 GA	J2-35	408-4001-620		
9				408-4001-882			
10				408-4001-882			
11				408-4001-882			
12	(0966)	GRAY	18 GA	J2-28	408-4001-620		
13	(0967)	BROWN	18 GA	J2-23	408-4001-620		
14				408-4001-882			
15				408-4001-882			
16				408-4001-882			
17				408-4001-882			
18	(0947)	BLACK/WHITE	18 GA	J2-14	408-4001-620		
19	(0946)	BLUE	18 GA	J2-24	408-4001-620		
20				408-4001-882			
21				408-4001-882			
22	(0963)	RED	18 GA	J2-22	408-4001-620		
23	(0978)	BLUE/WHITE	18 GA	J2-15	408-4001-620		
24	(0977)	BROWN/WHITE	18 GA	J2-16	408-4001-620		
25				408-4001-882			
26				408-4001-882			
27	(0976)	WHITE/BLUE	18 GA	J2-19	408-4001-620		
28	(0958)	VIOLET	18 GA	J2-20	408-4001-620		
29	(0995)	GRAY	18 GA	J2-26	408-4001-620		
30	(0996)	BROWN	18 GA	J2-27	408-4001-620		
31				408-4001-882			
32	(0972)	RED/WHITE	18 GA	J2-30	408-4001-620		
33	(0962)	RED	18 GA	J2-34	408-4001-620		
34	(0960)	BLACK	18 GA	J2-21	408-4001-318		
35				408-4001-882			
36	(0981)	GRAY	18 GA	J2-4	408-4001-620		
37	(0993)	BROWN	18 GA	J2-5	408-4001-620		
38	(0994)	BLUE	18 GA	J2-6	408-4001-620		
39	(0985)	BLACK/WHITE	18 GA	J2-7	408-4001-620		
40	(0986)	BROWN/WHITE	18 GA	J2-8	408-4001-620		
41	(0987)	BLUE/WHITE	18 GA	J2-9	408-4001-620		
42	(0988)	WHITE/BLACK	18 GA	J2-10	408-4001-620		
43	(0991)	WHITE/BROWN	18 GA	J2-11	408-4001-620		
44	(0993)	WHITE/BLUE	18 GA	J2-12	408-4001-620		
45	(0994)	VIOLET	18 GA	J2-13	408-4001-620		
46	(0844)	WHITE/BLACK	18 GA	J2-17	408-4001-620		
47	(0945)	WHITE/BROWN	18 GA	J2-18	408-4001-620		

1 : 408-4002-133
1 : 408-4001-803
1 : CABLE-TIE

J2							
PIN	MFR NO.	Color	Size	TO	PIN NO.	Multicore	
1	(0010A)	BLACK	14 GA	J1-1	408-4001-189		
2	(0010B)	BLACK	14 GA	J1-4	408-4001-189		
3							
4	(0981)	GRAY	18 GA	J1-36	408-4001-182		
5	(0983)	BROWN	18 GA	J1-37	408-4001-182		
6	(0984)	BLUE	18 GA	J1-38	408-4001-182		
7	(0985)	BLACK/WHITE	18 GA	J1-39	408-4001-182		
8	(0986)	BROWN/WHITE	18 GA	J1-40	408-4001-182		
9	(0987)	BLUE/WHITE	18 GA	J1-41	408-4001-182		
10	(0988)	WHITE/BLACK	18 GA	J1-42	408-4001-182		
11	(0991)	WHITE/BROWN	18 GA	J1-43	408-4001-182		
12	(0993)	WHITE/BLUE	18 GA	J1-44	408-4001-182		
13	(0994)	VIOLET	18 GA	J1-45	408-4001-182		
14	(0947)	BLACK/WHITE	18 GA	J1-18	408-4001-182		
15	(0978)	BLUE/WHITE	18 GA	J1-23	408-4001-182		
16	(0977)	BROWN/WHITE	18 GA	J1-24	408-4001-182		
17	(0944)	WHITE/BLACK	18 GA	J1-46	408-4001-182		
18	(0945)	WHITE/BROWN	18 GA	J1-47	408-4001-182		
19	(0976)	WHITE/BLUE	18 GA	J1-27	408-4001-182		
20	(0958)	VIOLET	18 GA	J1-28	408-4001-182		
21	(0960)	BLACK	18 GA	J1-34	408-4001-182		
22	(0963)	RED	18 GA	J1-22	408-4001-182		
23	(0967)	BROWN	18 GA	J1-13	408-4001-182		
24	(0946)	BLUE	18 GA	J1-19	408-4001-182		
25							
26	(0965)	GRAY	18 GA	J1-29	408-4001-182		
27	(0966)	BROWN	18 GA	J1-30	408-4001-182		
28	(0968)	GRAY	18 GA	J1-12	408-4001-182		
29	(0960)	BLACK	18 GA	S1-3	408-4001-182		
30	(0972)	RED/WHITE	18 GA	J1-32	408-4001-182		
31	(0956)	BLACK/WHITE	18 GA	J1-7	408-4001-182		
32							
33							
34	(0962)	RED	18 GA	J1-33	408-4001-182		
35	(0957)	BLUE/WHITE	18 GA	J1-8	408-4001-182		
36	(0062A)	RED	14 GA	J1-5	408-4001-182		
37	(0062B)	RED	14 GA	J1-6	408-4001-182		

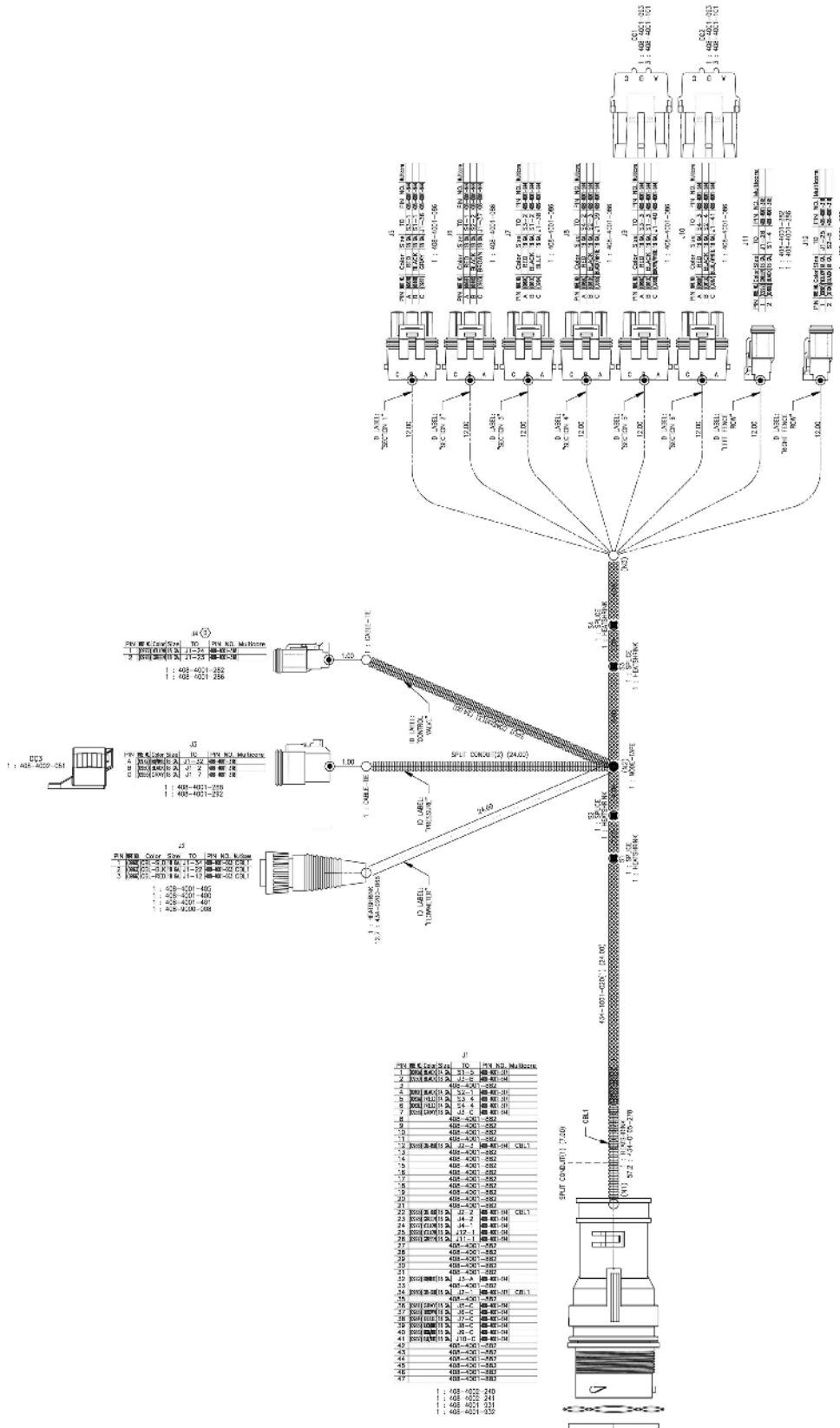
1 : 408-4001-563
1 : 408-4001-037
1 : PERIPHERAL SEAL GREASE
1 : 408-4001-036
1 : ENCAPSULATE-POITING





ILLUSTRATED PARTS LIST

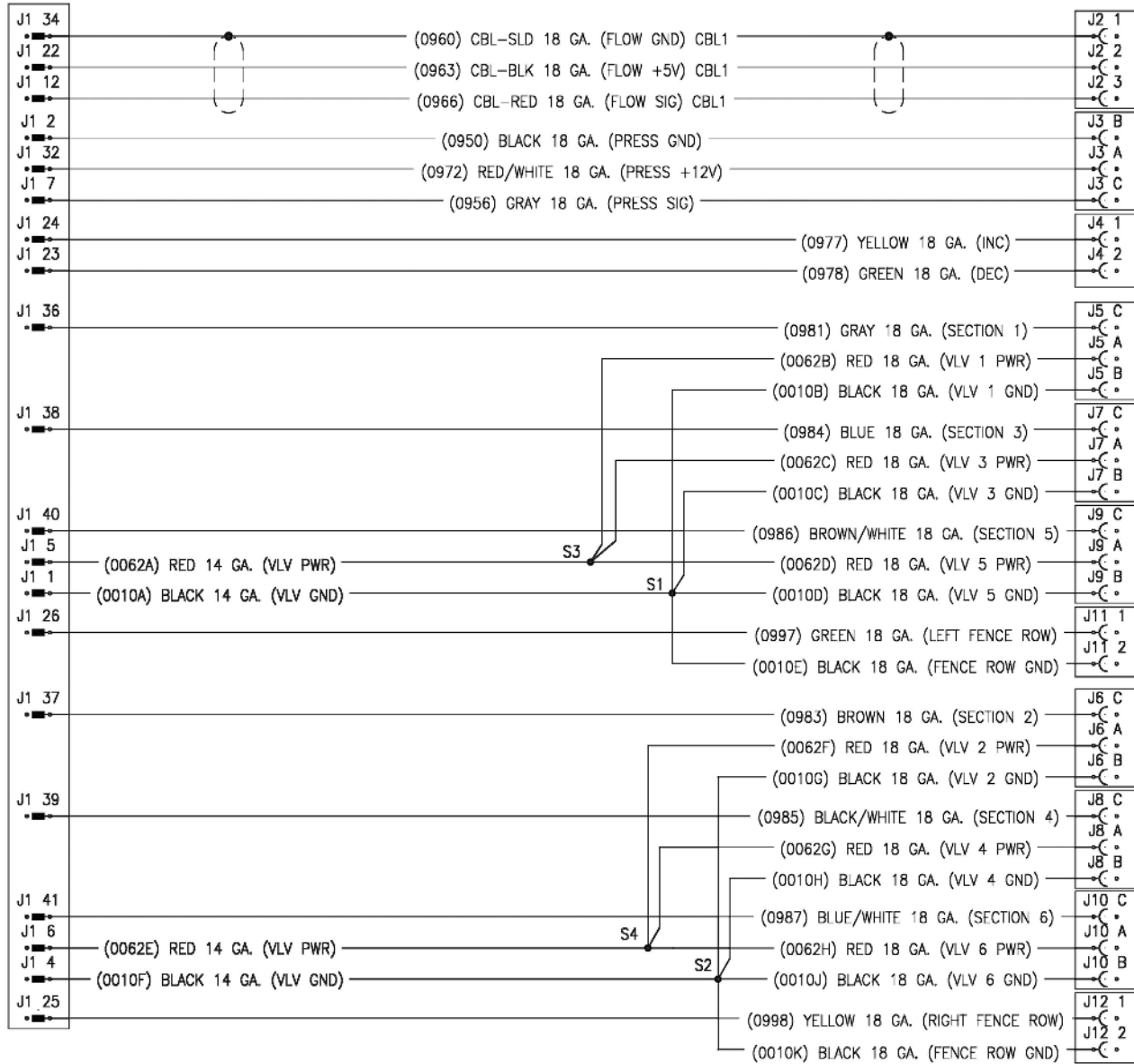
Product Cable, 47 Pin, 6 Section, Liquid, FAST, Center Mount (632077)





ILLUSTRATED PARTS LIST

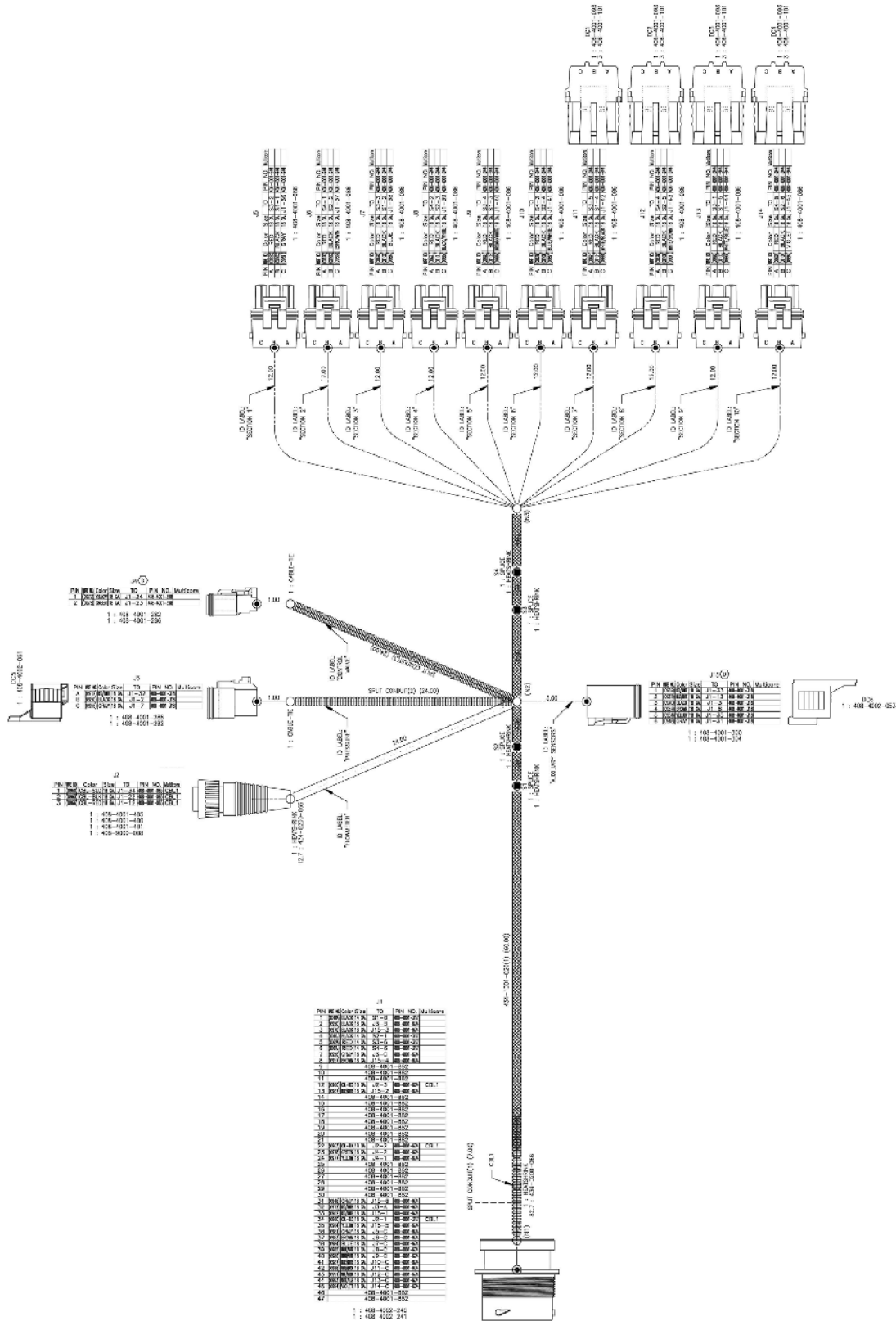
Product Cable, 47 Pin, 6 Section, Liquid, FAST, Center Mount (632077)





ILLUSTRATED PARTS LIST

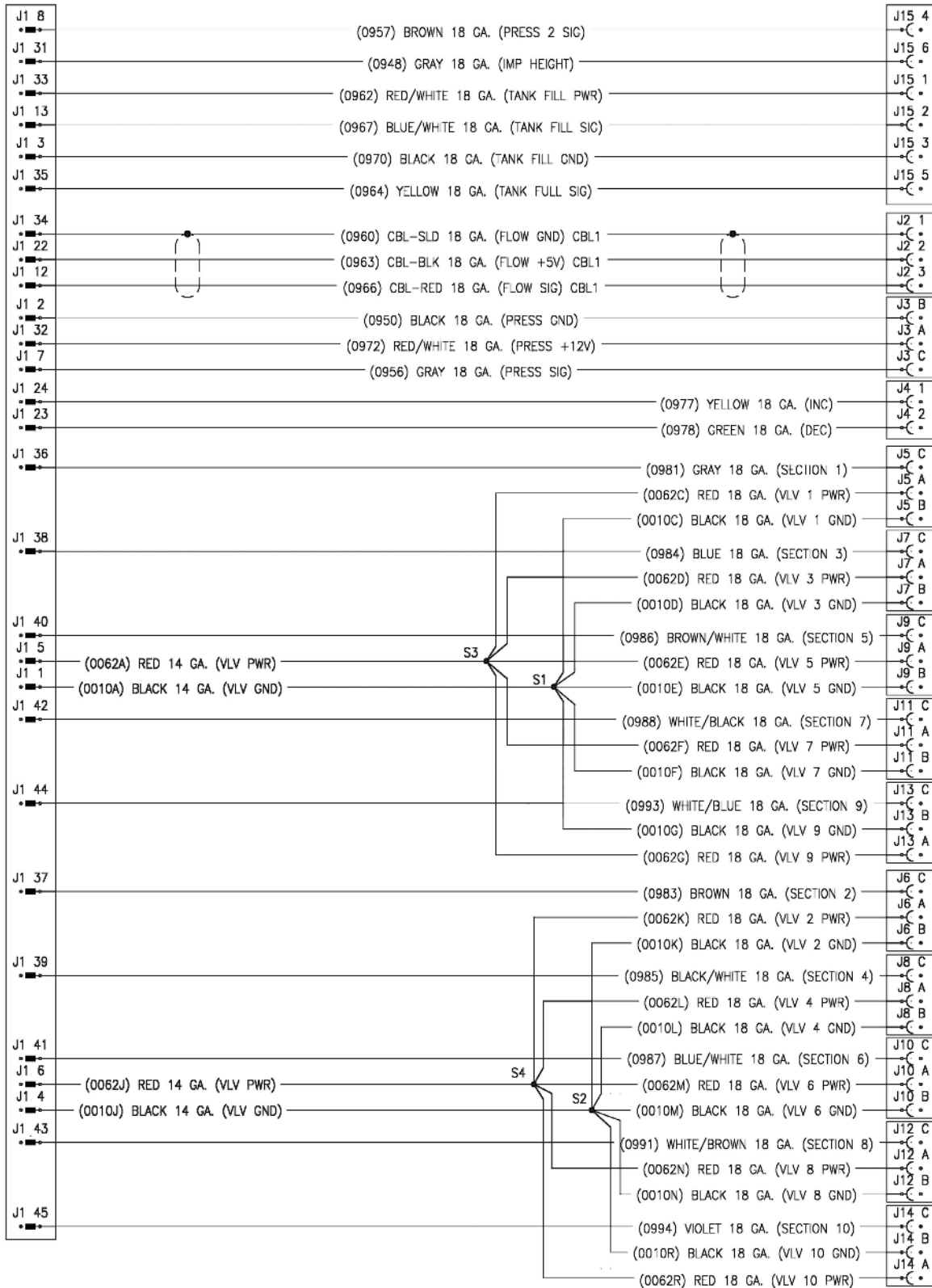
Product Cable, 47 Pin, 10 Section, Liquid, FAST 6'(632078)





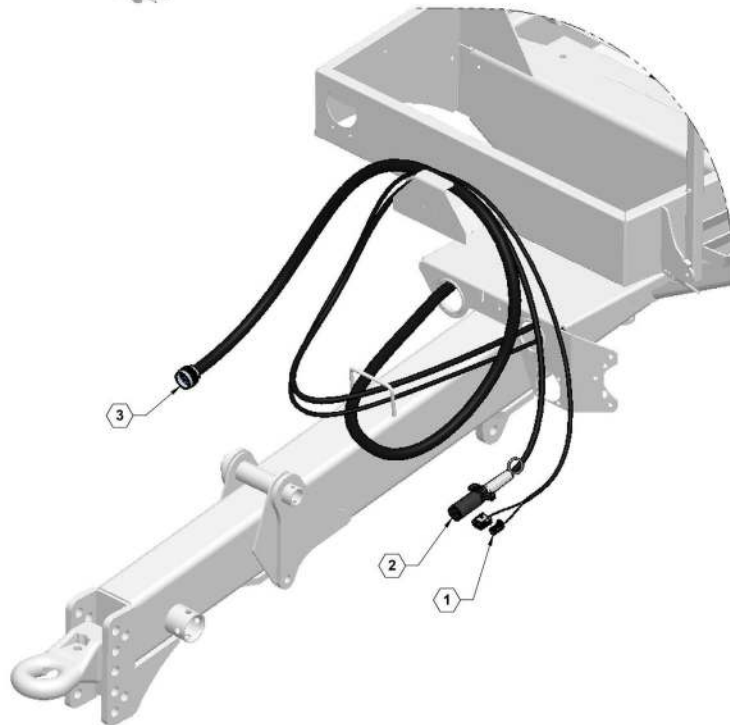
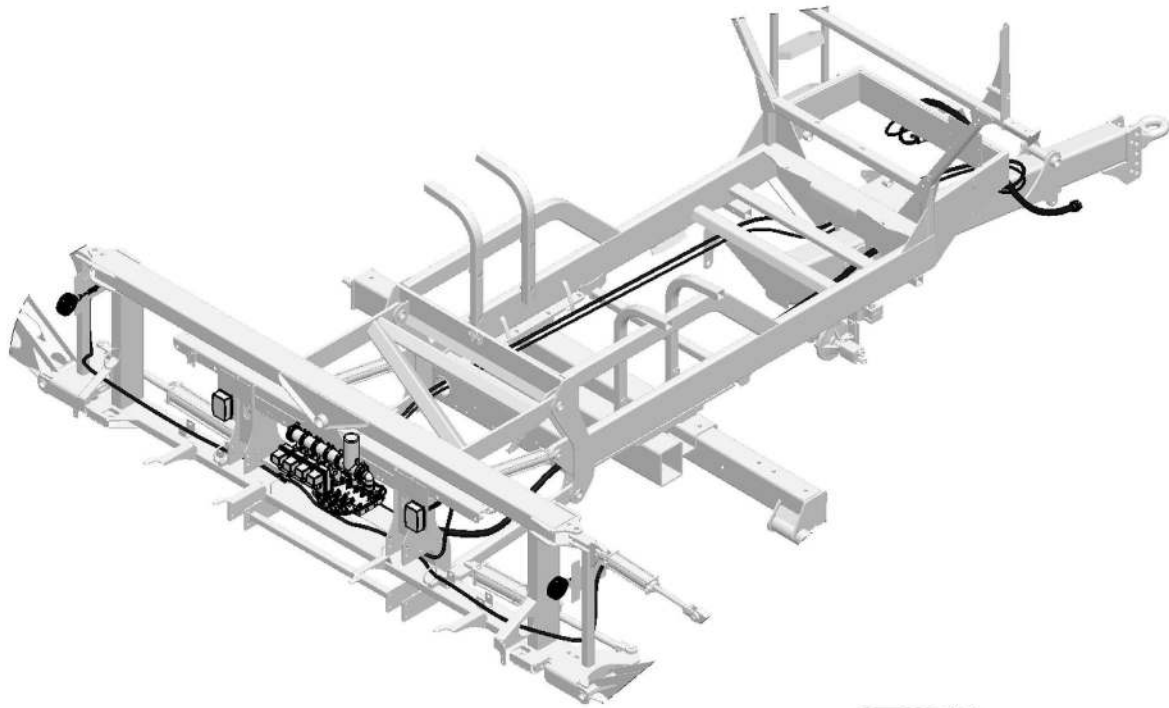
ILLUSTRATED PARTS LIST

Product Cable, 47 Pin, 10 Section, Liquid, FAST 6'(632078)



9613TF Harness Identification & Location

9613TF-80 HARNESS I.D. & LOCATION





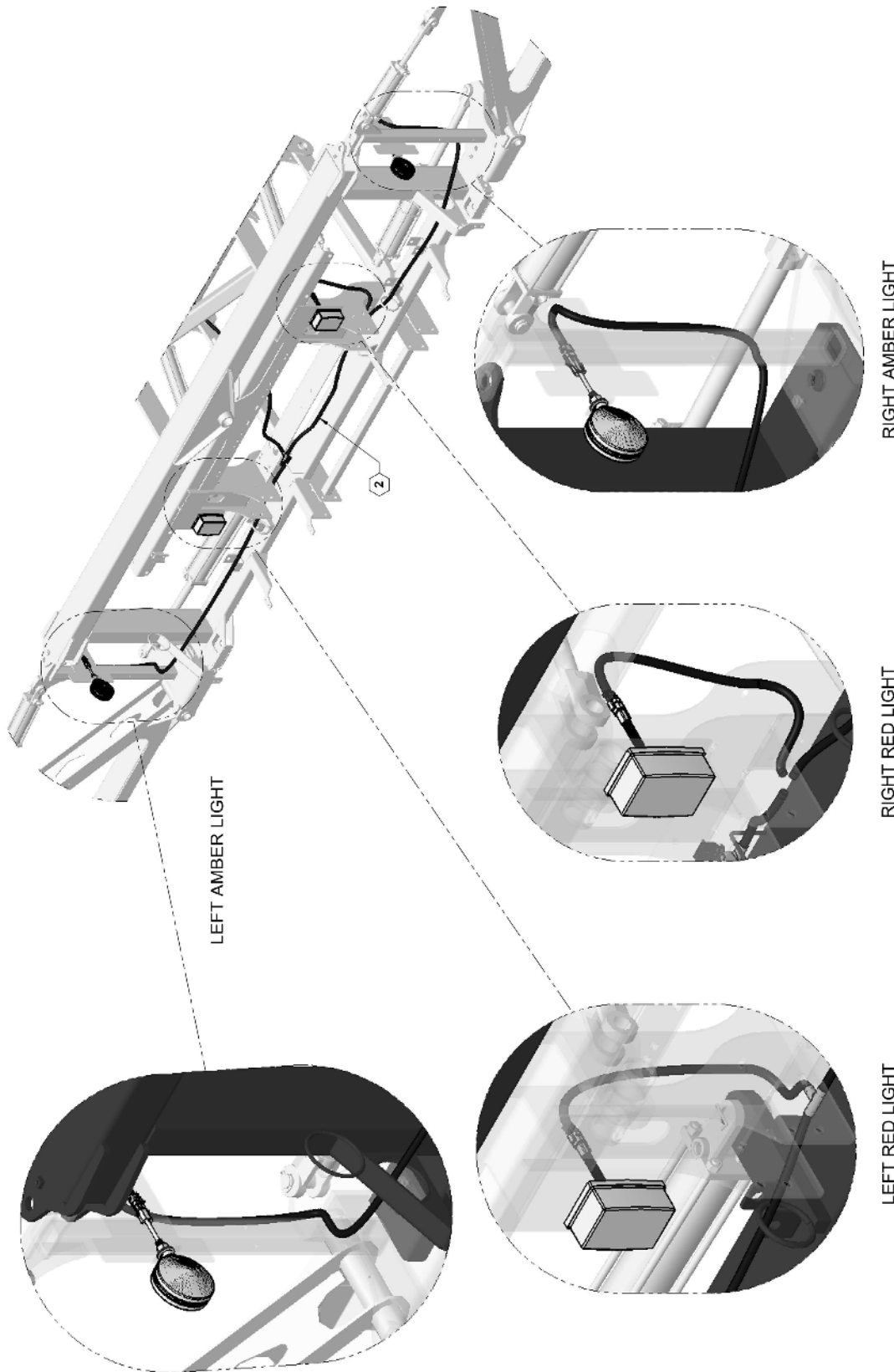
ILLUSTRATED PARTS LIST

9613TF Harness Identification & Location Parts List

ITEM	PART NO.	QTY.	DESCRIPTION
1	319-668	1	FOLD HARNESS, 60' - 66' BOOMS
1	319-724	1	FOLD HARNESS, 80', 90' & 100' BOOMS
2	740035	1	LIGHTING HARNESS
3	632077	1	PRODUCT CONTROL HARNESS, 6 SECTION
3	632078	1	PRODUCT CONTROL HARNESS, 10 SECTION

Lighting Harness Routing

LIGHTING HARNESS



LEFT AMBER LIGHT

RIGHT AMBER LIGHT

RIGHT RED LIGHT

LEFT RED LIGHT



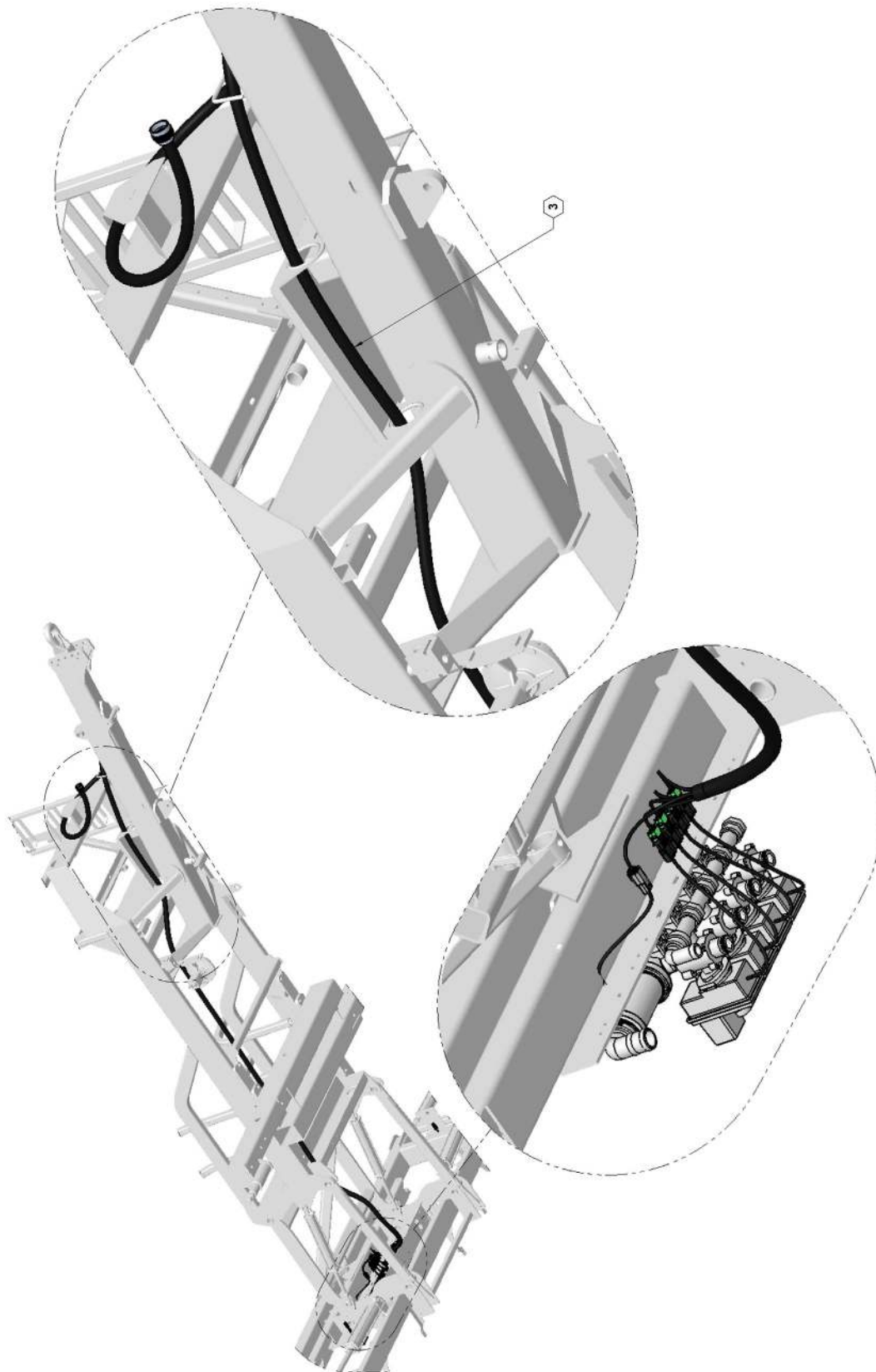
ILLUSTRATED PARTS LIST

Lighting Harness Routing Parts List

ITEM	PART NO.	QTY.	DESCRIPTION
1	319-668	1	FOLD HARNESS, 60' - 66' BOOMS
1	319-724	1	FOLD HARNESS, 80', 90' & 100' BOOMS
2	740035	1	LIGHTING HARNESS
3	632077	1	PRODUCT CONTROL HARNESS, 6 SECTION
3	632078	1	PRODUCT CONTROL HARNESS, 10 SECTION

Product Control Harness Routing

PRODUCT CONTROL HARNESS





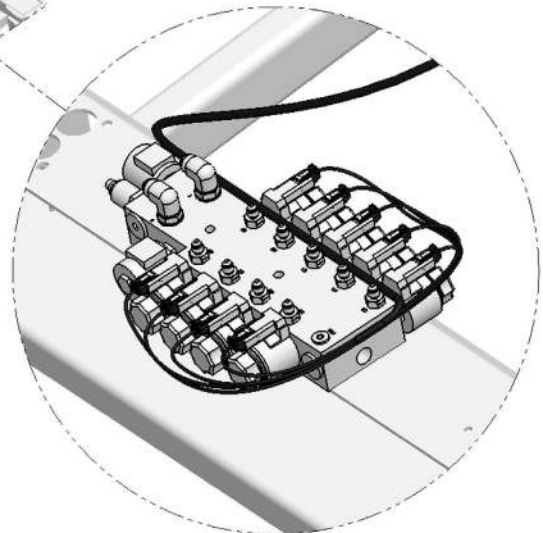
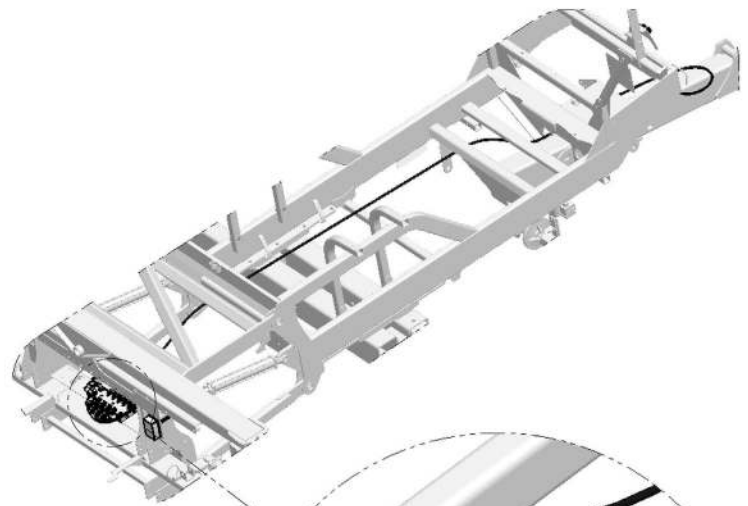
ILLUSTRATED PARTS LIST

Product Control Harness Routing Parts List

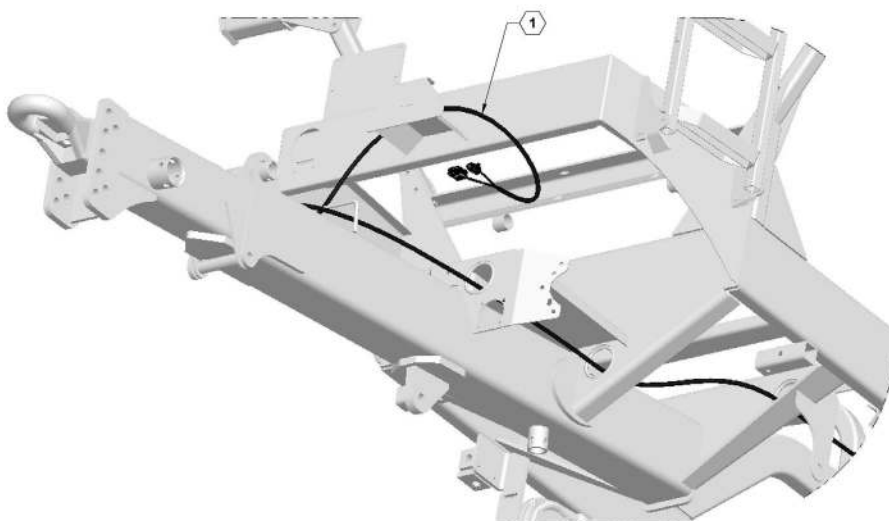
ITEM	PART NO.	QTY.	DESCRIPTION
1	319-668	1	FOLD HARNESS, 60' - 66' BOOMS
1	319-724	1	FOLD HARNESS, 80', 90' & 100' BOOMS
2	740035	1	LIGHTING HARNESS
3	632077	1	PRODUCT CONTROL HARNESS, 6 SECTION
3	632078	1	PRODUCT CONTROL HARNESS, 10 SECTION

Fold Harness Routing

FOLD HARNESS



FOLD BLOCK



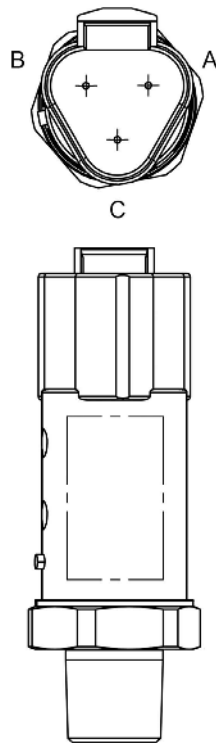


ILLUSTRATED PARTS LIST

Fold Harness Routing Parts List

ITEM	PART NO.	QTY.	DESCRIPTION
1	319-668	1	FOLD HARNESS, 60' - 66' BOOMS
1	319-724	1	FOLD HARNESS, 80', 90' & 100' BOOMS
2	740035	1	LIGHTING HARNESS
3	632077	1	PRODUCT CONTROL HARNESS, 6 SECTION
3	632078	1	PRODUCT CONTROL HARNESS, 10 SECTION

Pressure Transducer Kit



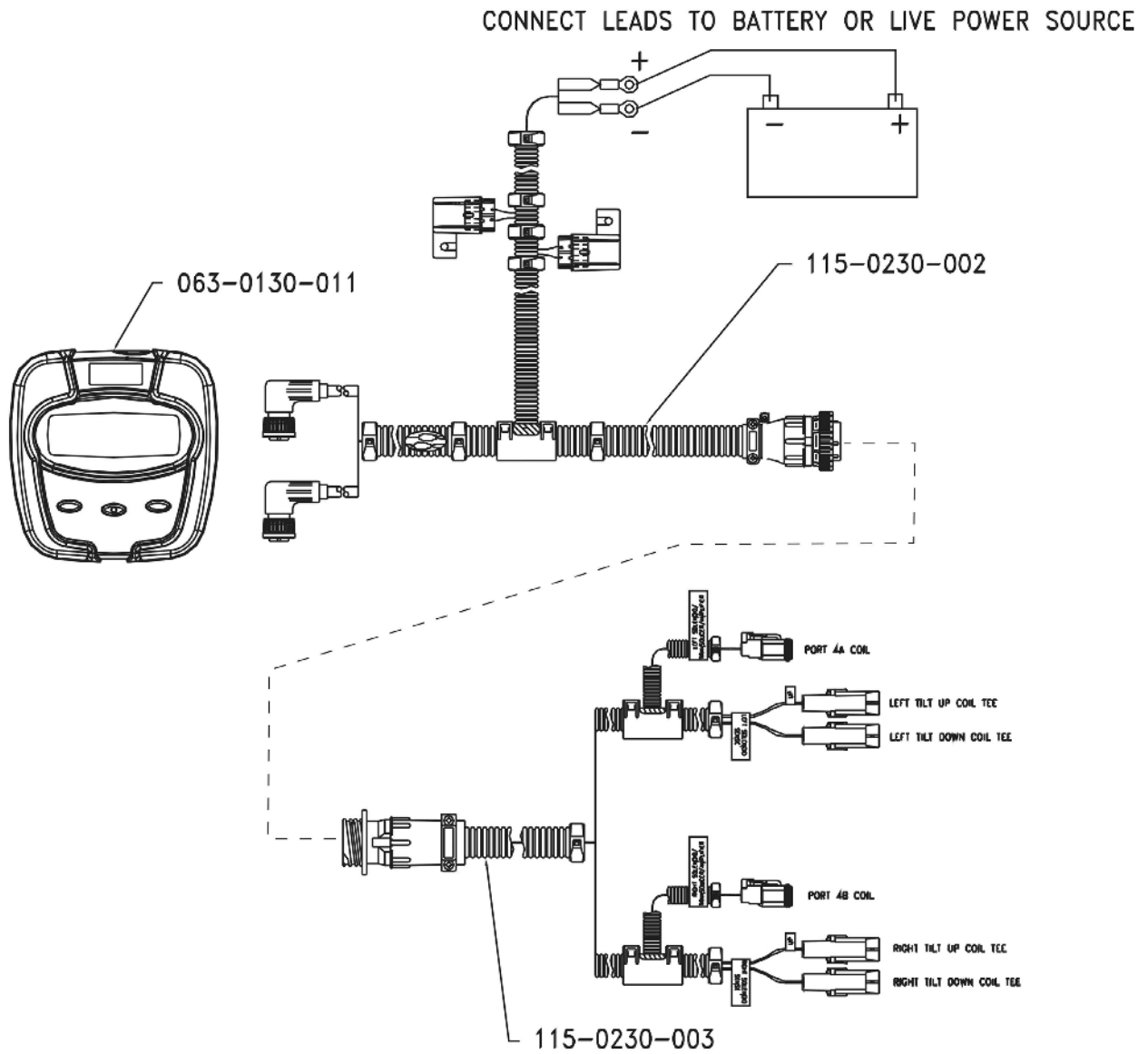
Pressure Transducer Kit Parts List

ITEM	PART NO.	QTY.	DESCRIPTION
	530400	1	TEE: 1/4" FPT, POLY
	530401	1	NIPPLE: 1/4 X 1/4" MPT, POLY
	632036	1	PRESSURE TRANSDUCER 1-5V 0-250



ILLUSTRATED PARTS LIST

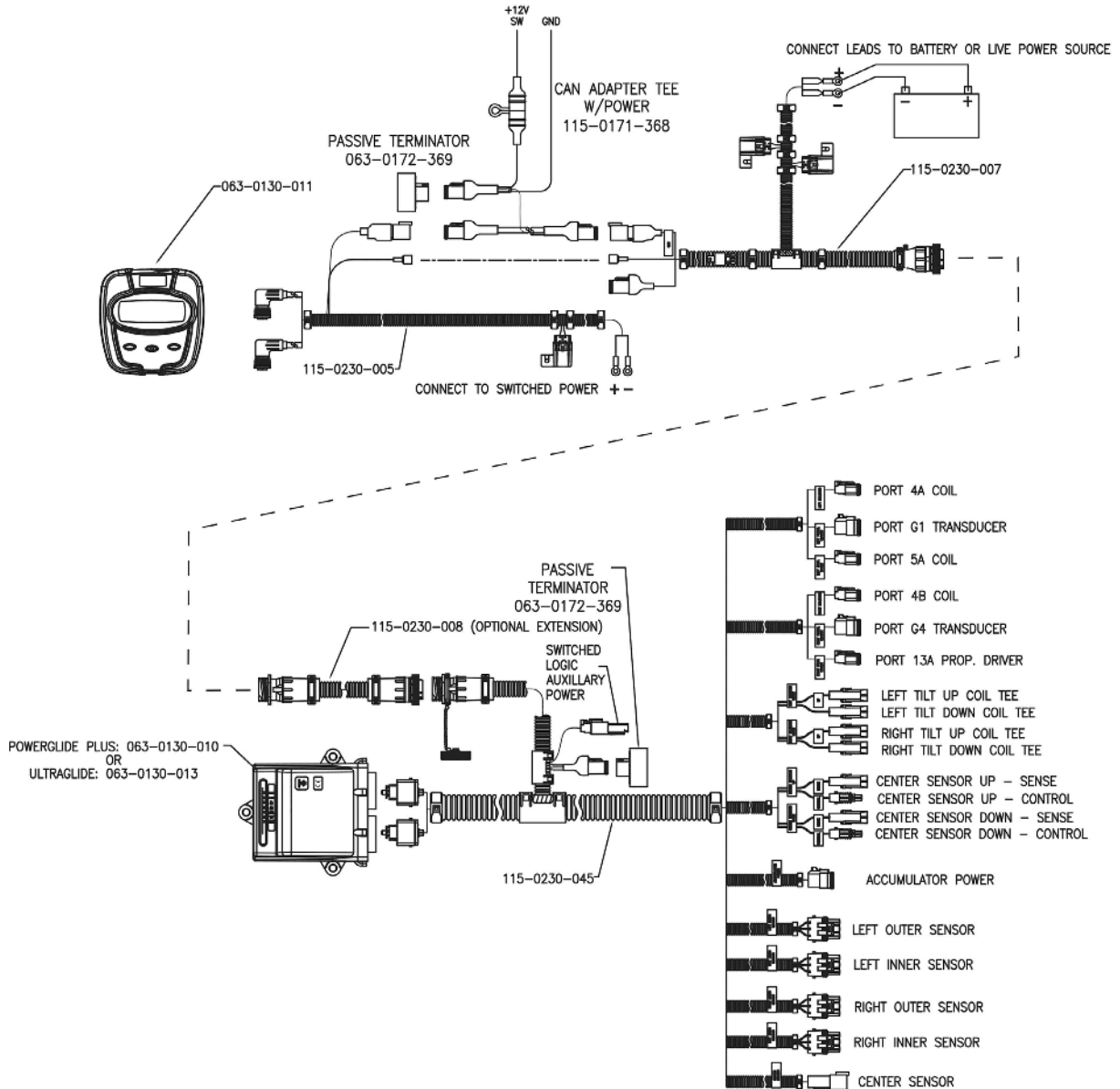
Powerglide Wiring Schematic





ILLUSTRATED PARTS LIST

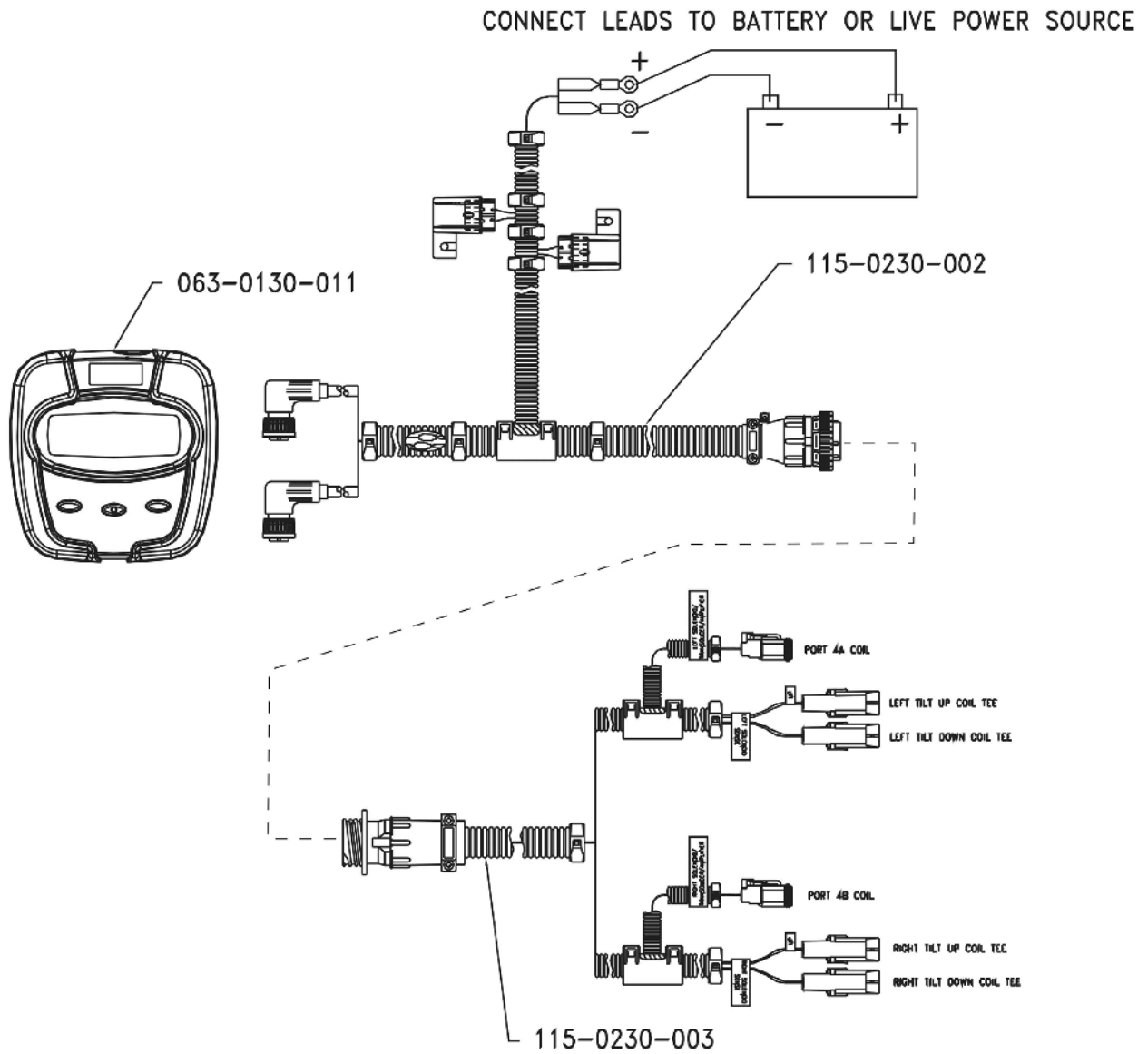
Powerglide Plus Wiring Schematic



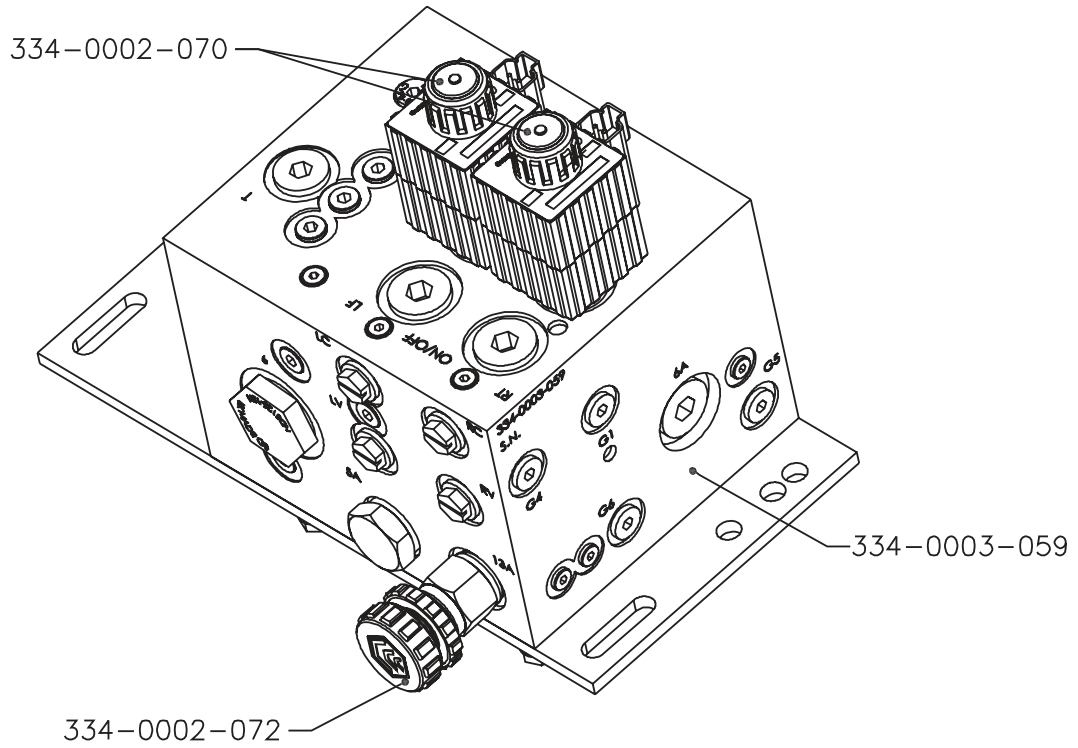


ILLUSTRATED PARTS LIST

Powerglide Wiring Schematic



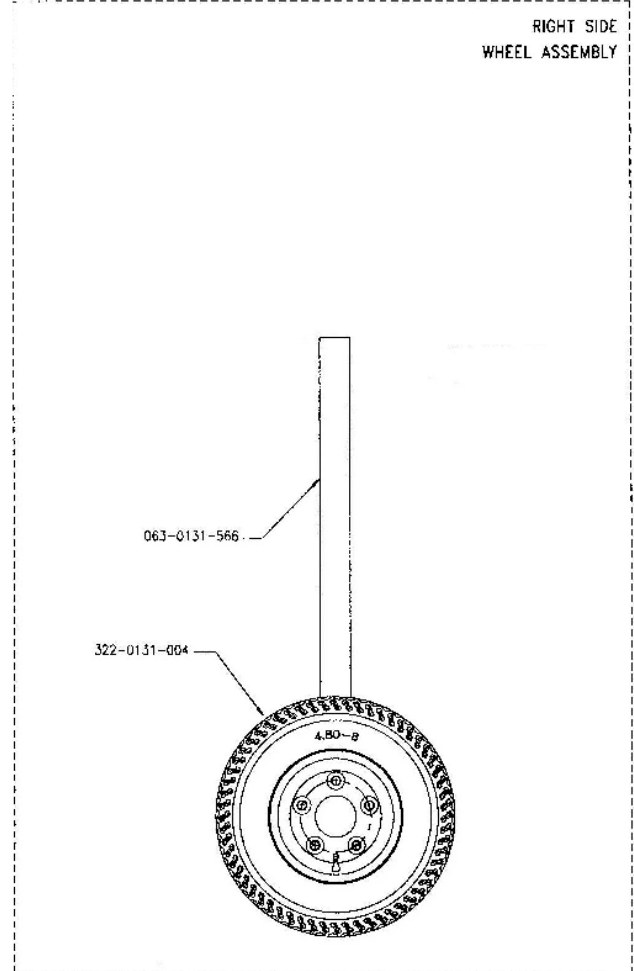
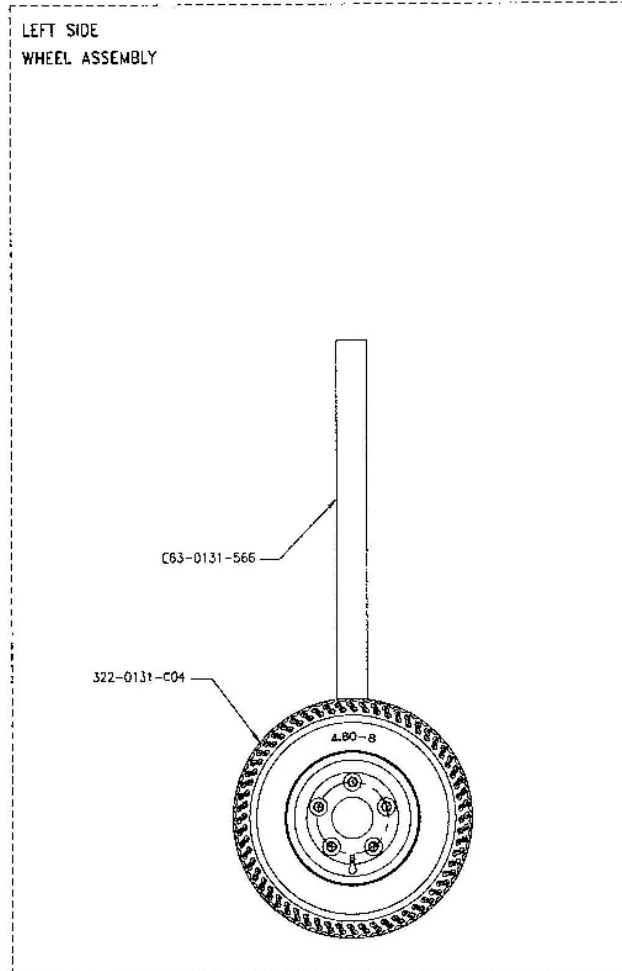
Powerglide Hydraulic Block





ILLUSTRATED PARTS LIST

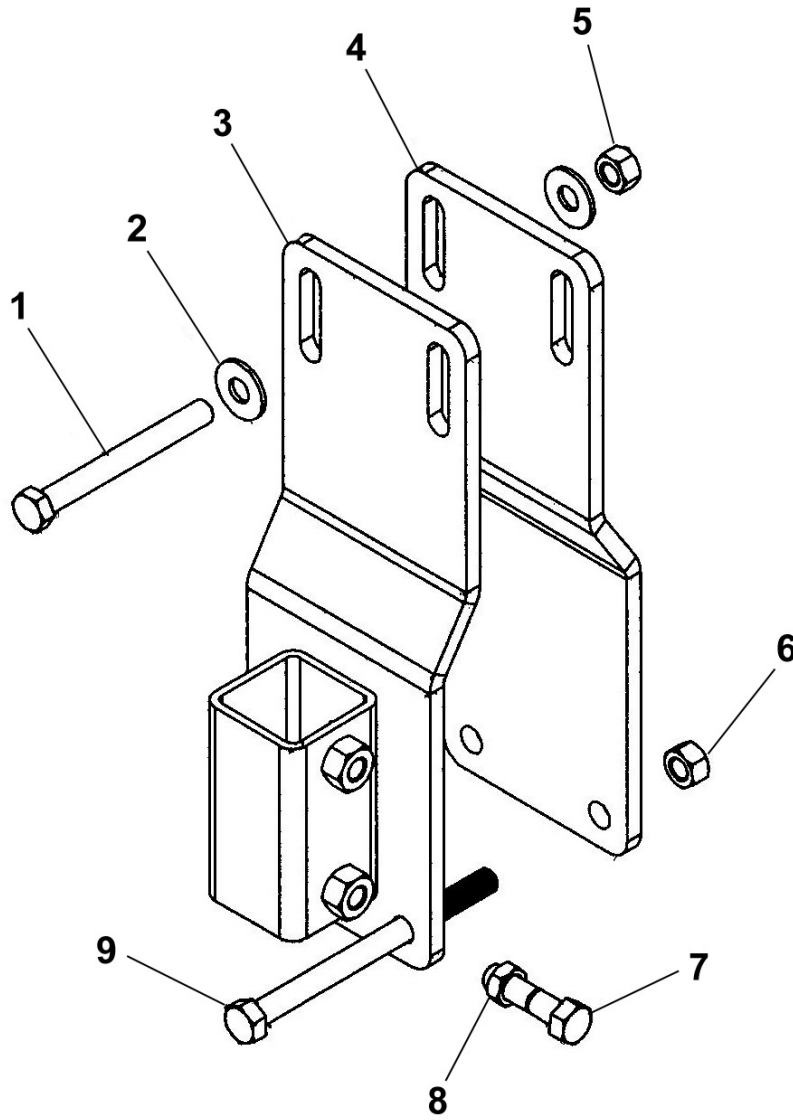
Powerglide Solid Axle





ILLUSTRATED PARTS LIST

Powerglide & Powerglide Plus Mounting Brackets





ILLUSTRATED PARTS LIST

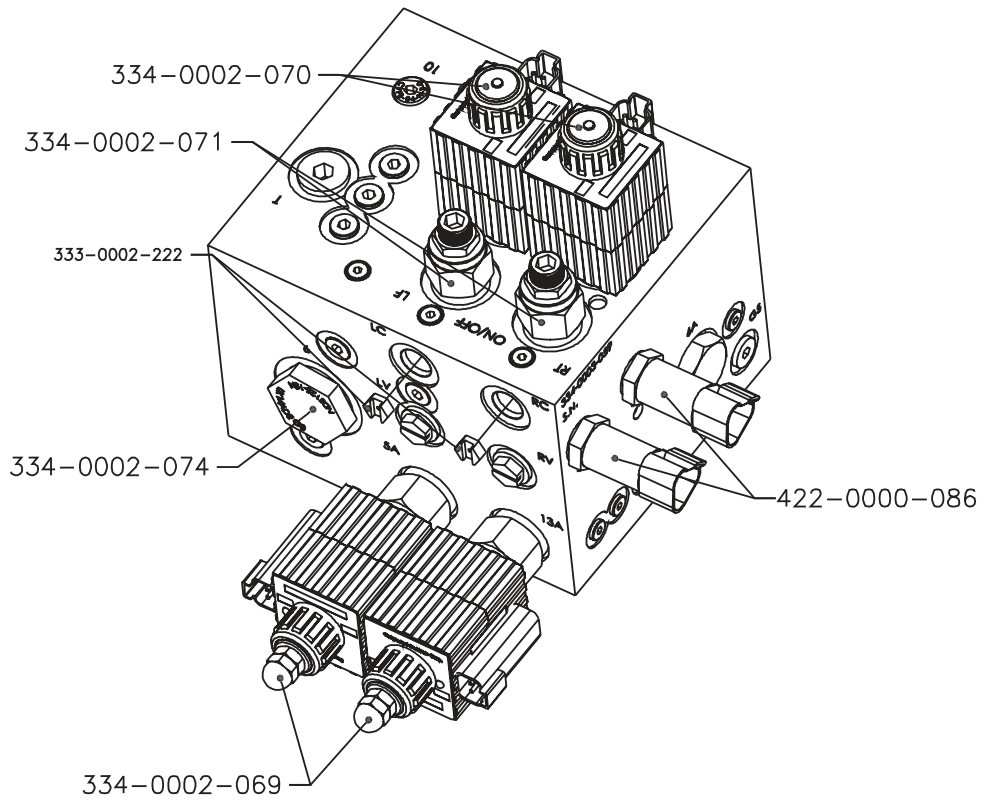
Powerglide & Powerglide Plus Mounting Brackets Parts List

ITEM	PART NO.	QTY.	DESCRIPTION
1	159	2	Bolt Hex, 1/2 x 4-1/2" GR5 Zp
2	260	2	Washer Flat 1/2" Zp
3	14670BLK	1	Raven Touch Wheel Mount
4	14668BLK	1	Raven Back Touch Plate
5	215	2	Nut Hex Heavy 1/2"
6	239	2	Nut Nut 1/2" Centerlock
7	154	1	Bolt Hex, 1/2 x 2" GR5 Zp
8	223	1	Nut Hex Jam 1/2"
9	163	2	Bolt Hex, 1/2 x 6-1/2" GR5 Zp



ILLUSTRATED PARTS LIST

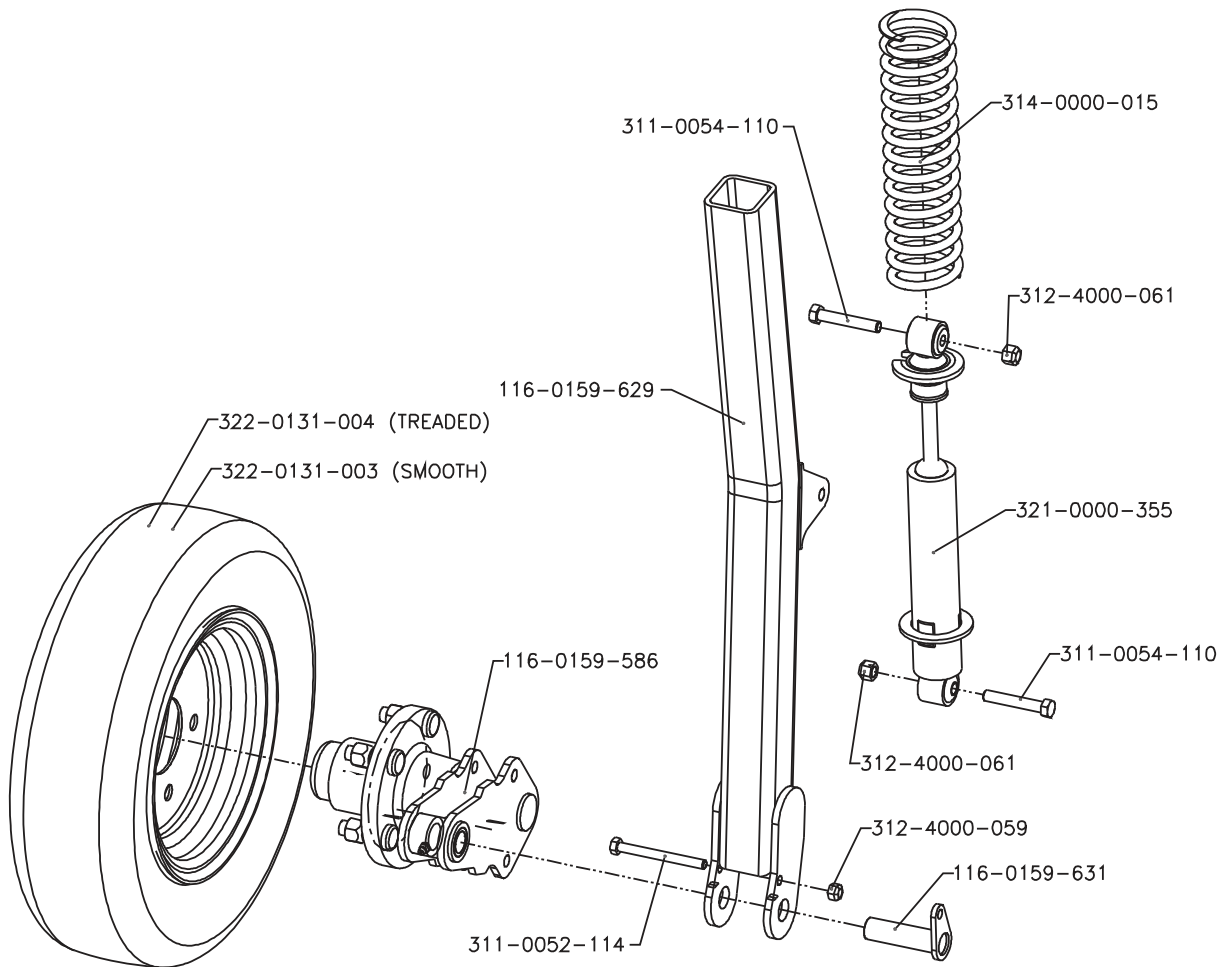
Powerglide Plus Hydraulic Block



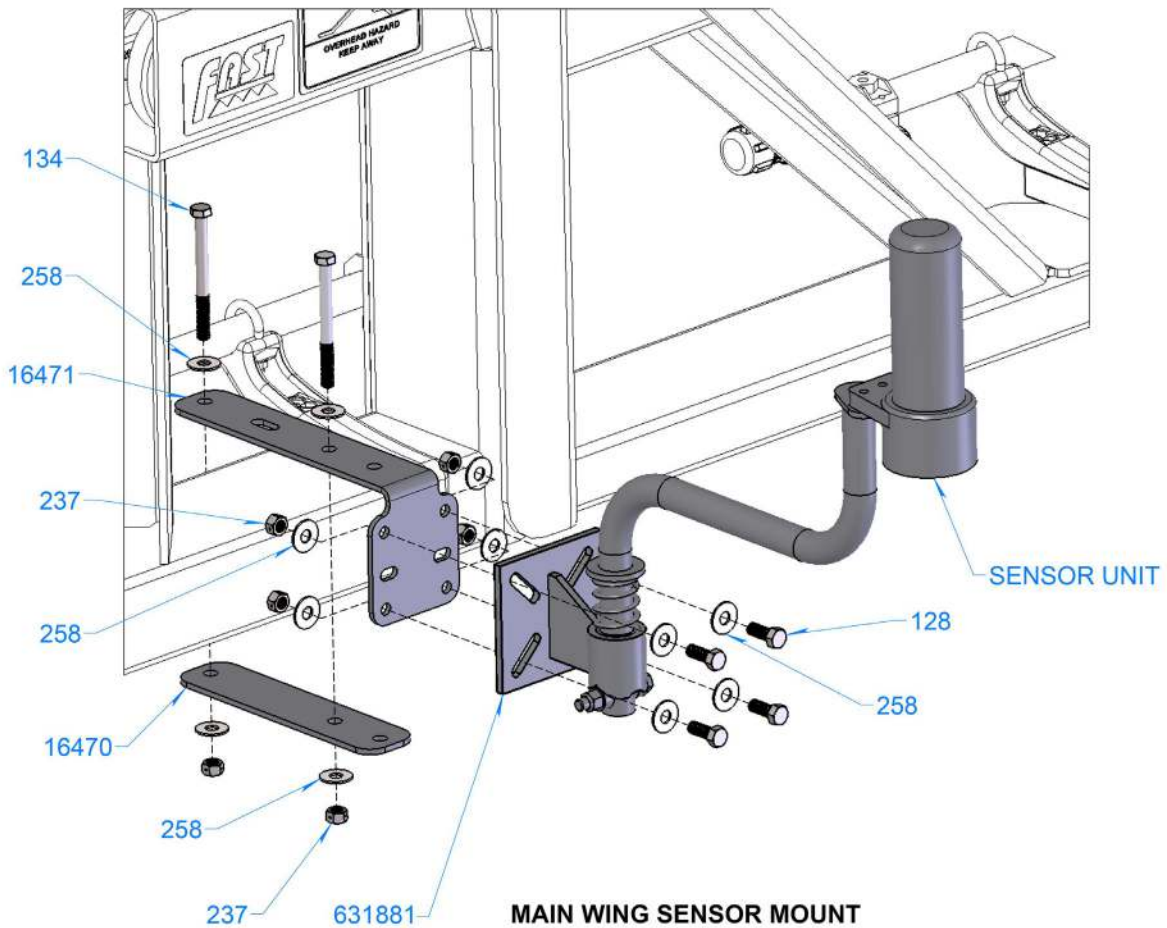
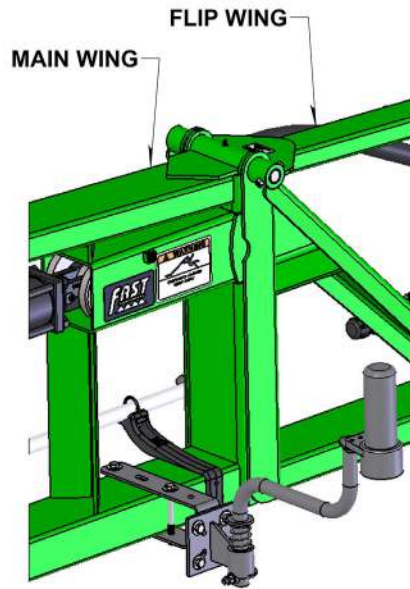


ILLUSTRATED PARTS LIST

Powerglide Plus Cushioned Axle



Raven Sensor Mounts



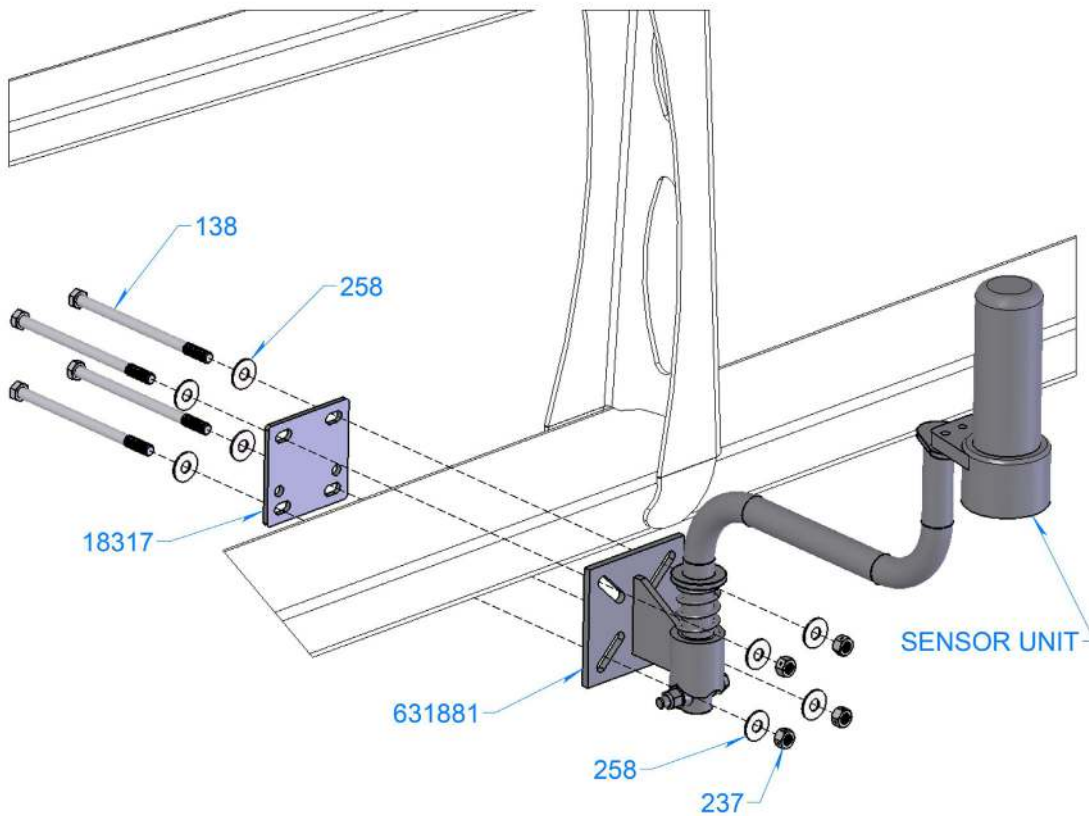
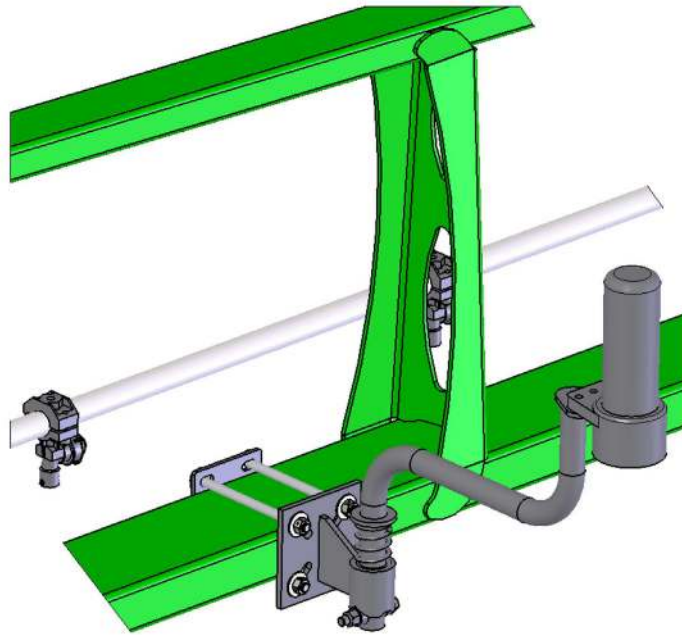


ILLUSTRATED PARTS LIST

Raven Sensor Mounts Parts List

ITEM	VENDOR PART NO.	PART NO.	QTY.	DESCRIPTION
		128	4	BOLT, HH 3/8-16 X 1 GR5 ZP
		134	2	BOLT, HH 3/8-16 X 4 GR5 ZP
		237	6	Nut, 3/8-16 Centerlock
		258	12	3/8" flat washer
		16470	1	PLATE, BACKING, MOUNT
		16471	1	MOUNT, AUTO BOOM, RAVEN
		631881	1	RAVEN BRACKET SENSOR MOUNT
	RA0630130026		1	AUTO HEIGHT SENSOR

Raven Sensor Mounts



WET BOOM ASSEMBLY NOT SHOWN FOR CLARITY

FLIP WING SENSOR MOUNT

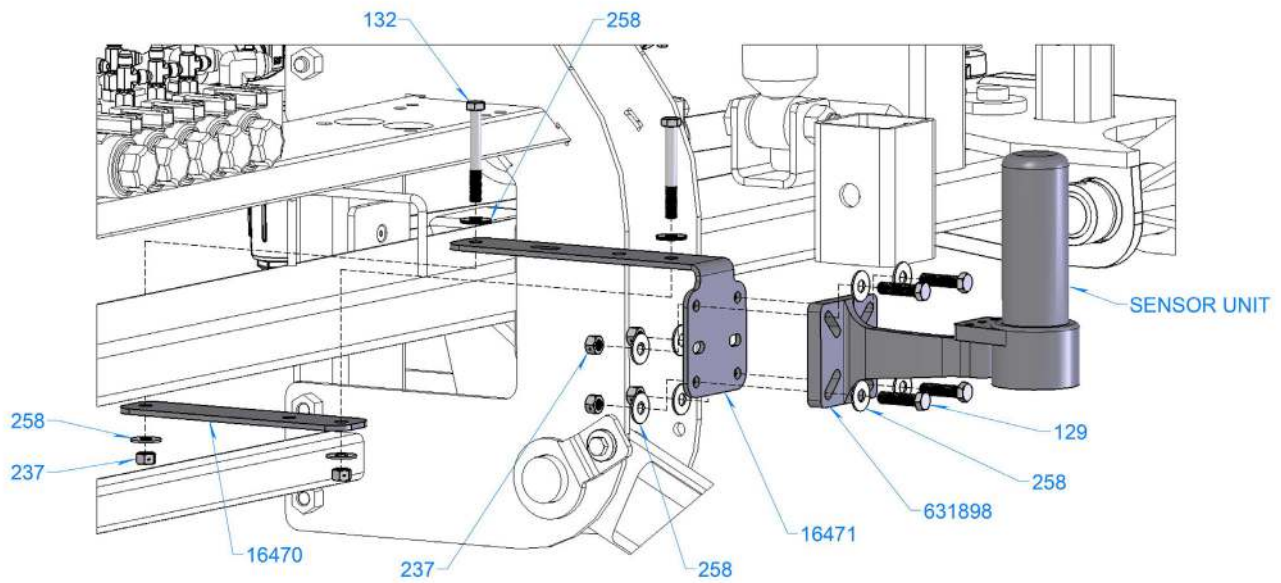
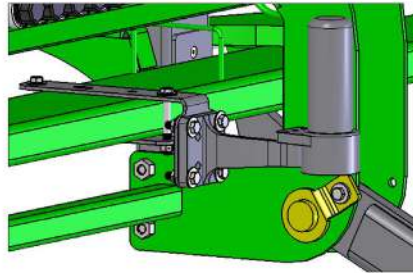


ILLUSTRATED PARTS LIST

Raven Sensor Mounts Parts List

ITEM	VENDOR PART NO.	PART NO.	QTY.	DESCRIPTION
		138	4	BOLT, HH 3/8-16 X6 GR5 ZP
		237	4	Nut, 3/8-16 Centerlock
		258	8	3/8" flat washer
		18317	1	PLATE, BACKING
		631881	1	RAVEN BRACKET SENSOR MOUNT
	RA0630130026		1	AUTO HEIGHT SENSOR

Raven Sensor Mounts



PARTIAL REAR VIEW AT CENTER SECTION

**CENTER SECTION
SENSOR MOUNT**

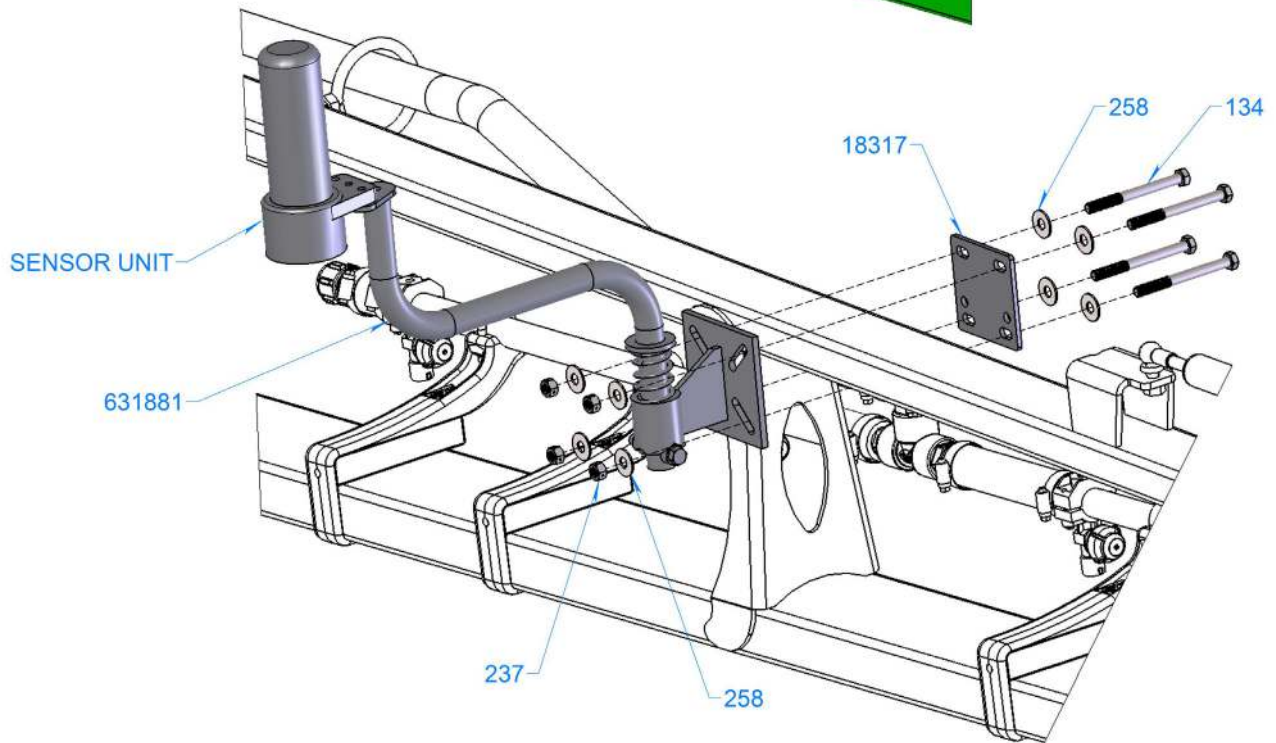
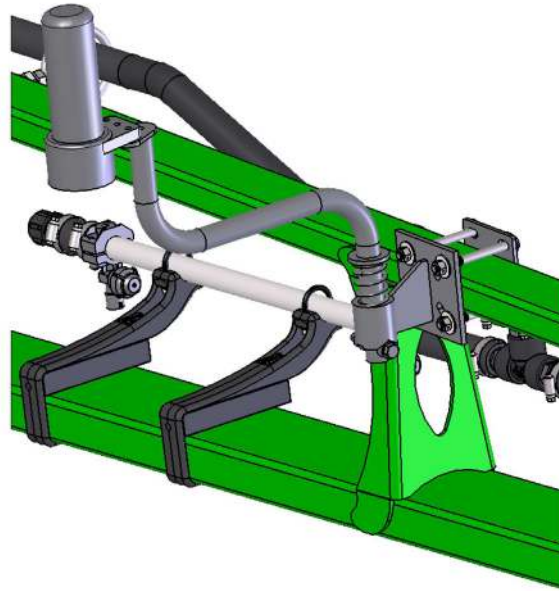


ILLUSTRATED PARTS LIST

Raven Sensor Mounts Parts List

ITEM	VENDOR PART NO.	PART NO.	QTY.	DESCRIPTION
		129	4	BOLT, HH 3/8-16 x 1-1/2 GR5 ZP
		132	2	BOLT, HH 3/8-16 X 3 GR5 ZP
		237	6	Nut, 3/8-16 Centerlock
		258	12	3/8" flat washer
		16470	1	PLATE, BACKING, MOUNT
		16471	1	MOUNT, AUTO BOOM, RAVEN
		631898	1	ARM ULTRASONIC SENSOR
	RA0630130026		1	AUTO HEIGHT SENSOR

Raven Sensor Mounts



**SWING WING
SENSOR MOUNT**

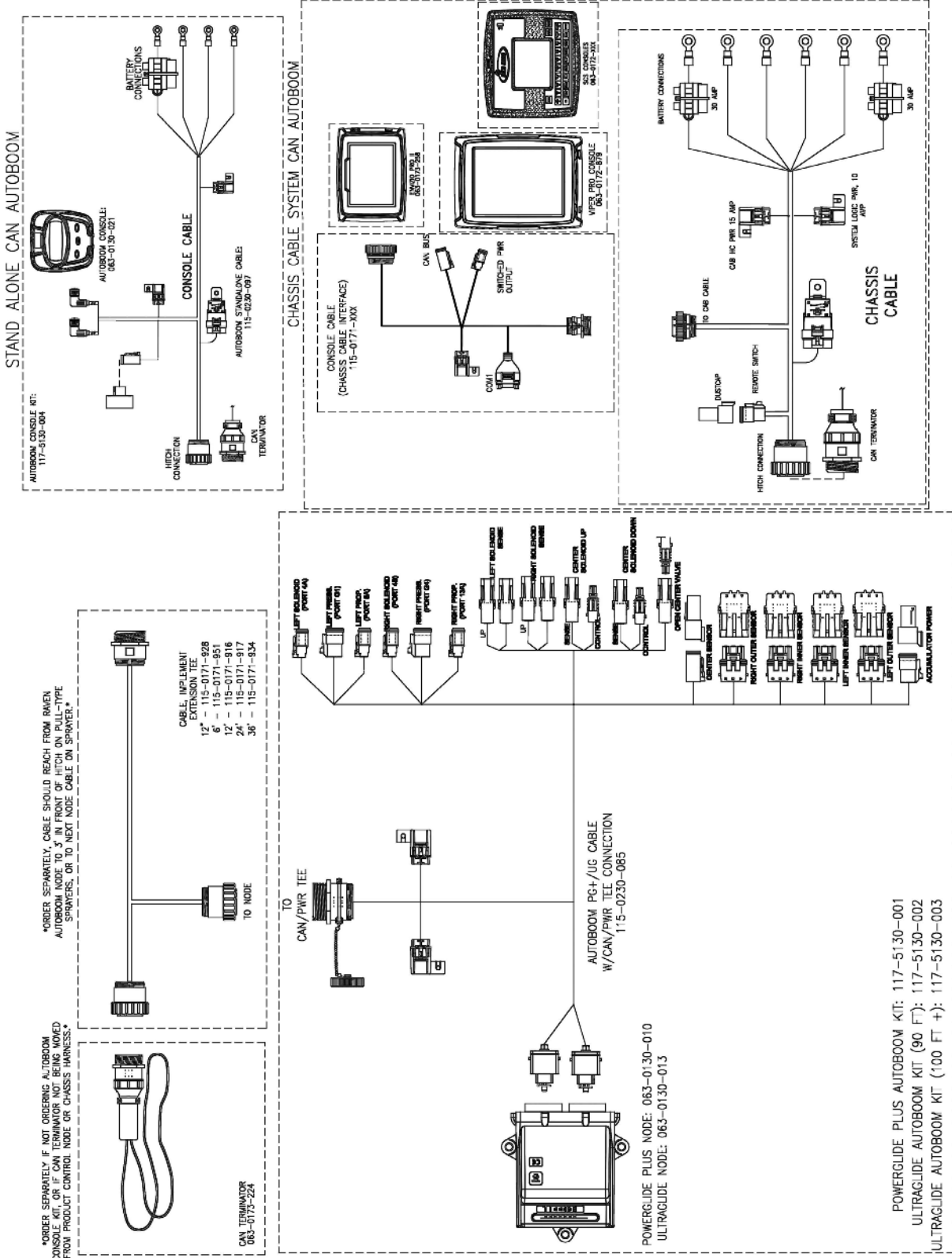


ILLUSTRATED PARTS LIST

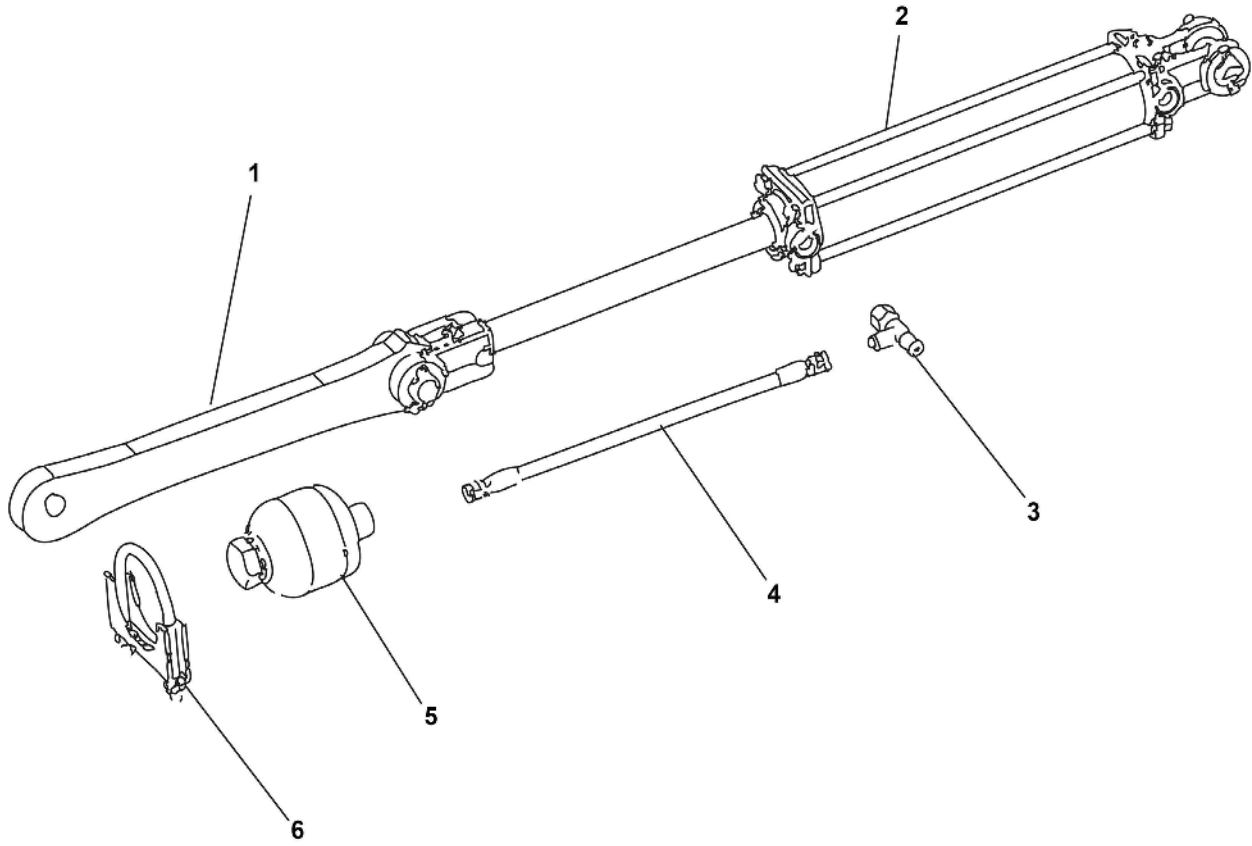
Raven Sensor Mounts Parts List

ITEM	VENDOR PART NO.	PART NO.	QTY.	DESCRIPTION
		134	4	BOLT, HH 3/8-16 X 4 GR5 ZP
		237	4	Nut, 3/8-16 Centerlock
		258	8	3/8" flat washer
		18317	1	PLATE, BACKING
		631881	1	RAVEN BRACKET SENSOR MOUNT
	RA0630130026		1	AUTO HEIGHT SENSOR

Raven UltraGlide Gen II Wiring



Wing Tilt Options



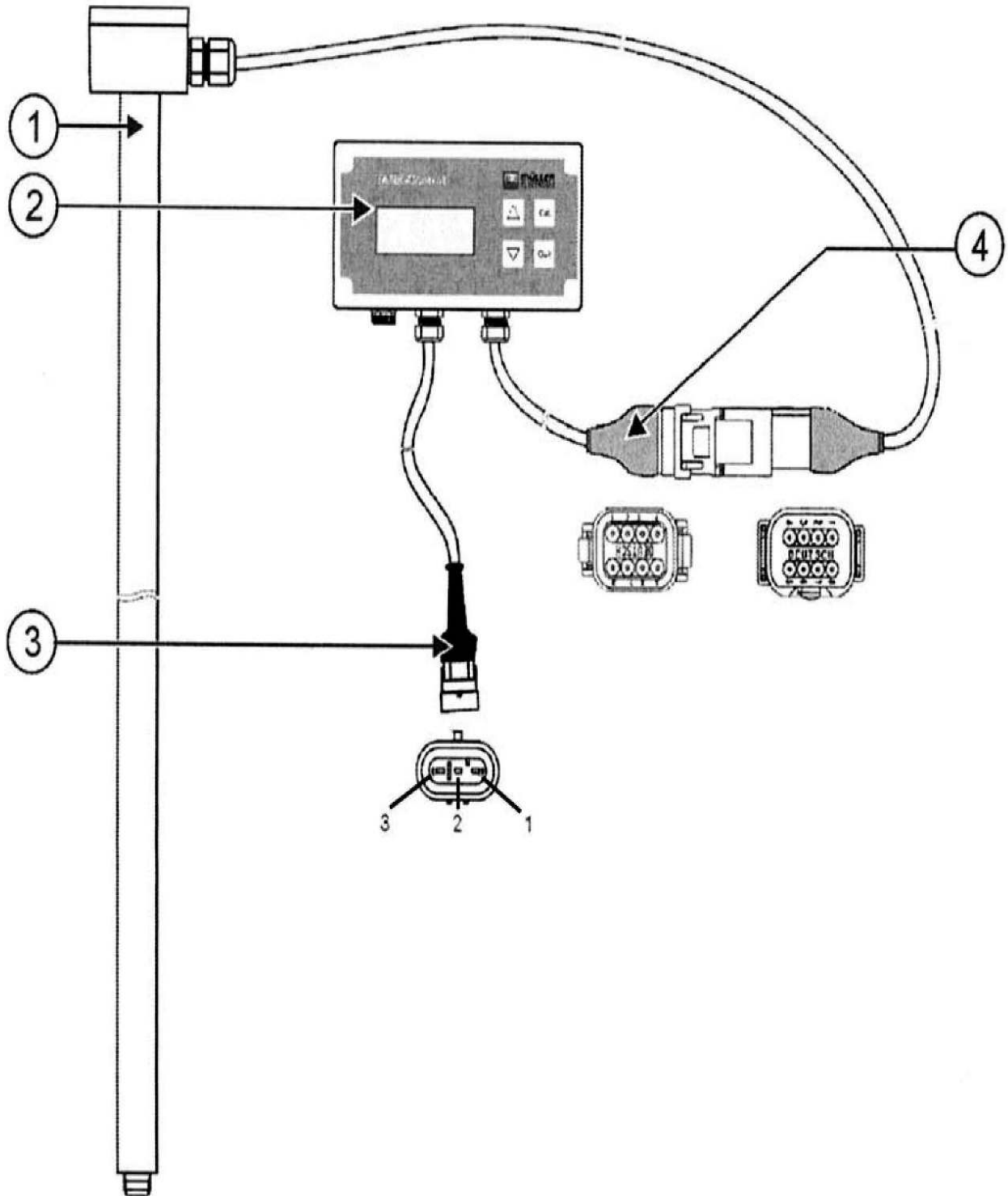


ILLUSTRATED PARTS LIST

Wing Tilt Options Parts List

ITEM	PART NO.	DESCRIPTION	QTY.	60' Boom	80' - 90' Boom	100' Boom
	Cushioned Tilt					
1	14088	Link, Norac	1			
2	620022	Cylinder 25TD10-112 60' - 90' Wings	1	1	1	
2	620020	Cylinder 30TD10-125 100' Wings				1
3	610027	Tee JIC #6	1			
4	600018	Hose, Hydraulic 3/8 x #6 JIC	1			
5	630002	Accumulator 21 CU"	1			
6	540033	Clamp 3.5 Accumulator	1			
	Non-Cushioned Tilt					
1	14088	Link, Norac	1			
2	620022	Cylinder 25TD10-112 60' - 90' Wings		1	1	
2	620020	Cylinder 30TD10-125 100' Wings				1

Electronic Sight Gauge





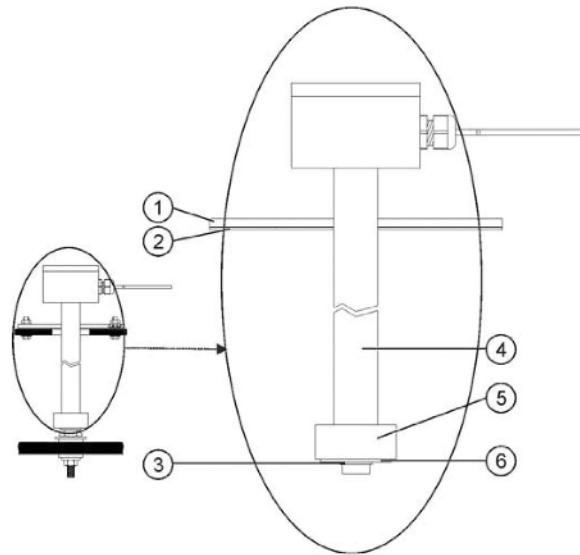
ILLUSTRATED PARTS LIST

Electronic Sight Gauge Parts List

ITEM	PART NO.	QTY.	DESCRIPTION
1		1	Sensor
2		1	Display
3		1	Power Lead
4		1	Sensor Plug
NS	631934		Complete Kit - 1350 Gallon
NS	931933		Complete Kit - 1800 Gallon
NS	931935		Complete Kit - 2400 Gallon
NS	931936		Sight Gauge Flange Kit

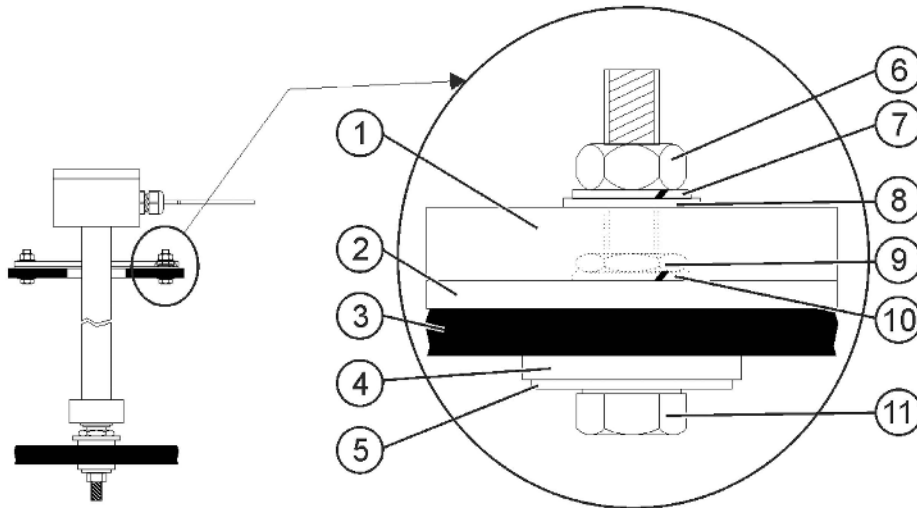
Electronic Sight Gauge - Sensor Tube

PREPARE THE SENSOR TUBE



Item	Vendor Part #	Fast Part #	Description	Qty.
1			Flange	1
2			Viton Gasket	1
3			Locking Ring	1
4			Sensor Tube	1
5			Float	1
6			Washer 24.2 x 12.2	1

INSTALL THE SENSOR TUBE

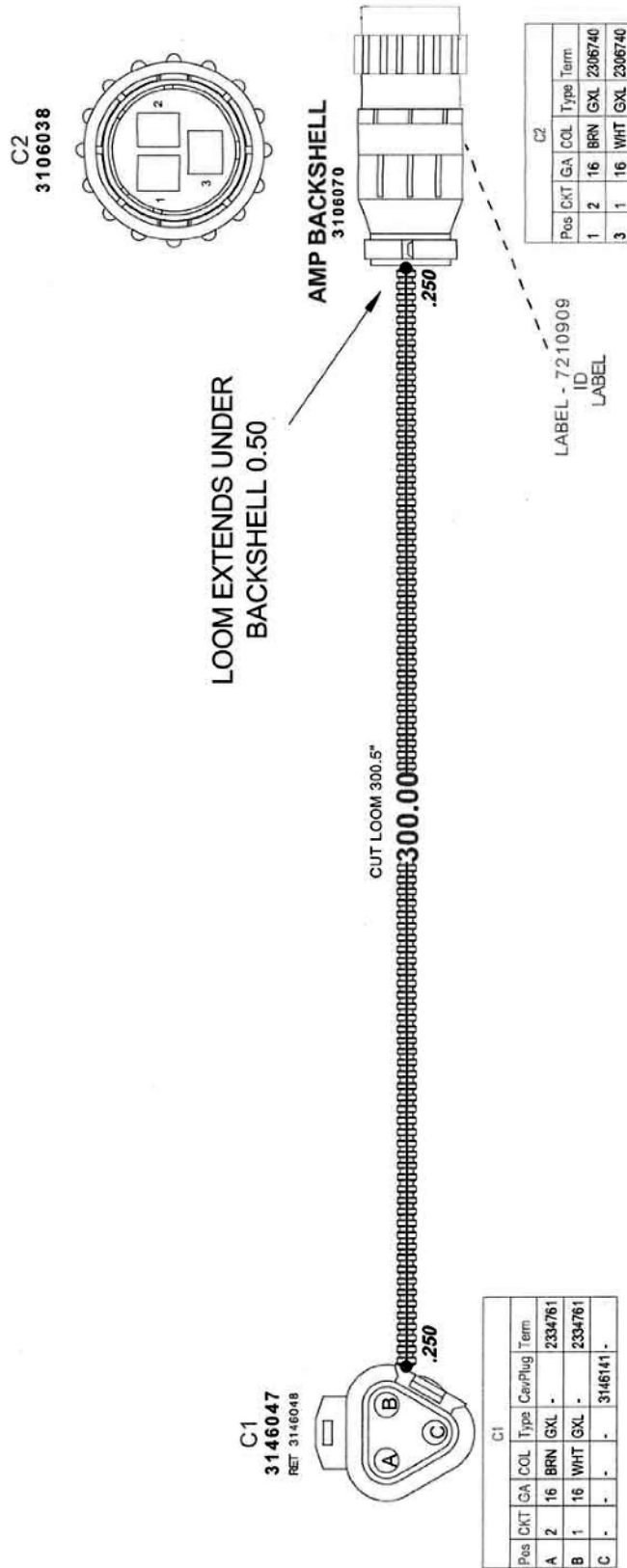


Item	Vendor Part #	Fast Part #	Description	Qty.
1			Tube Socket	1
2			Viton Gasket 25 x 6	1
3			Base of Tank	1
4			Viton Gasket 25 x 6	1
5			Wahser A6.4	1
6			Nut M6	1



ILLUSTRATED PARTS LIST

Electronic Sight Gauge - Power Cable

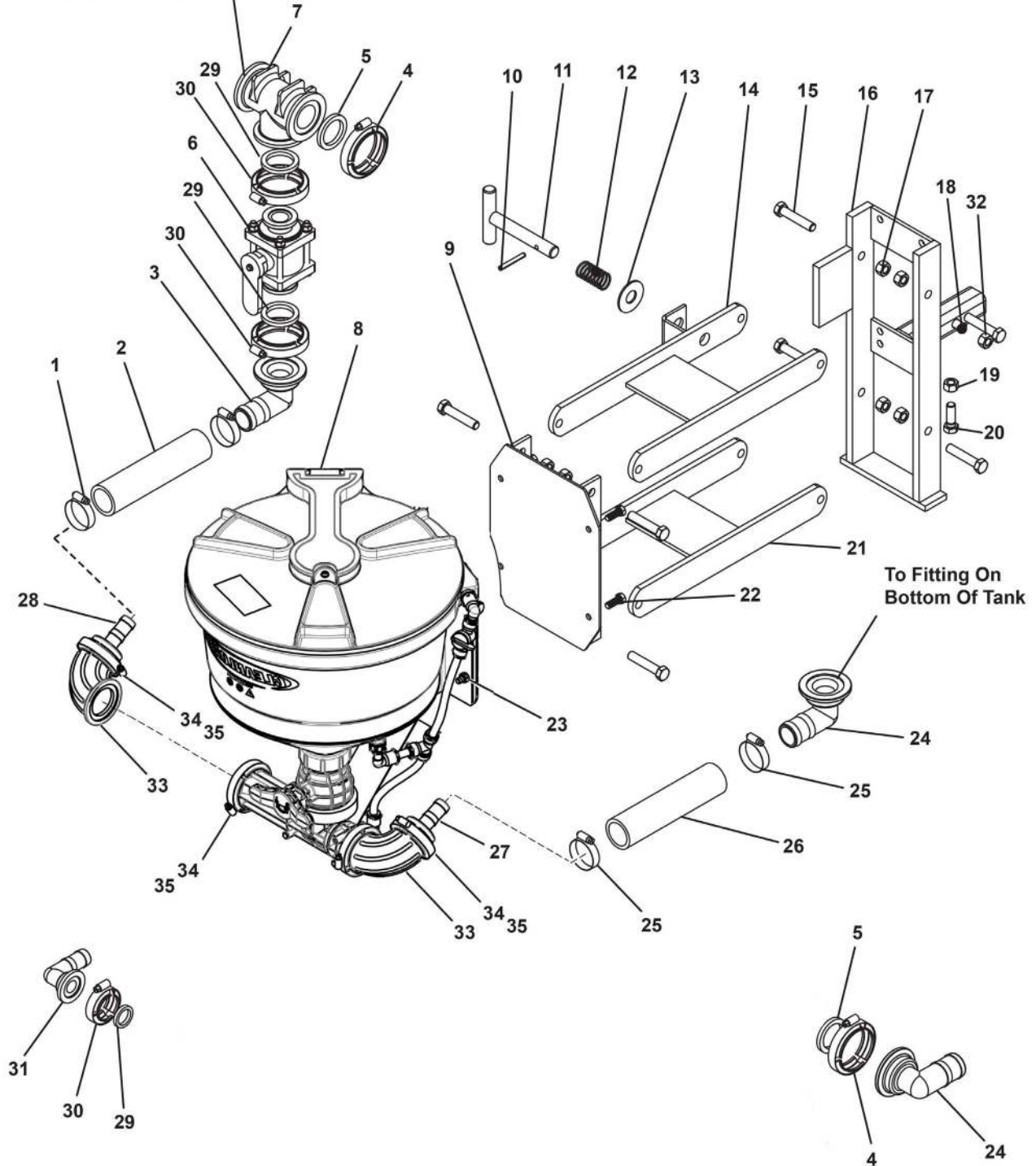




ILLUSTRATED PARTS LIST

HYPRO Cleanload Eductor & Mounting, 7.5 Gallon

Installs In Line With Rinse
And Agitation Valves





ILLUSTRATED PARTS LIST

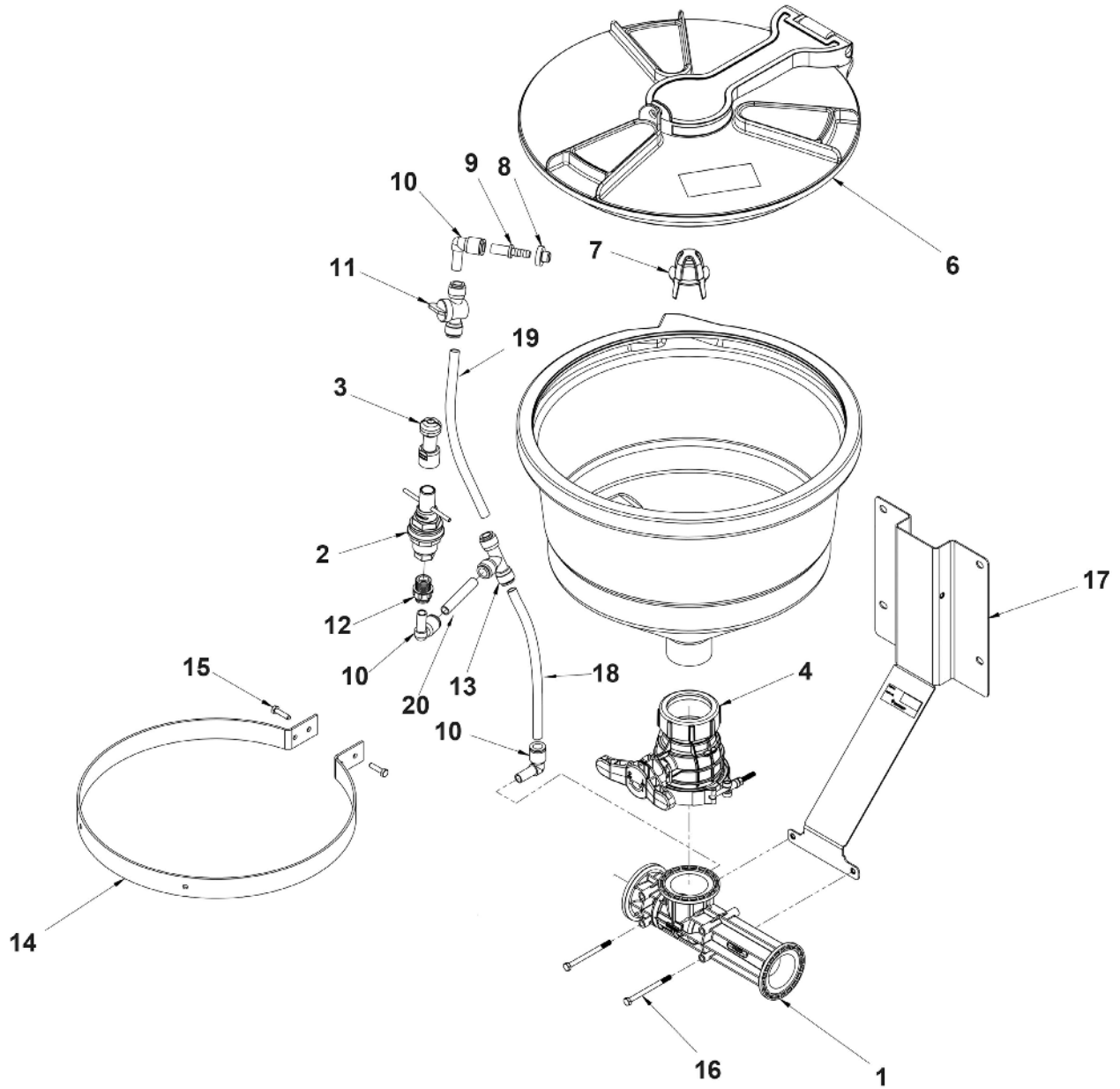
HYPRO Cleanload Eductor & Mounting, 7.5 Gallon Parts List

ITEM	PART NO.	QTY.	DESCRIPTION
NS	800015	1	DECAL, INDUCTOR
NS	540051	2	P CLAMP, 2" HOSE 2"
1	540015	2	CLAMP, STAINLESS 1-1/4" #20
2	510015	6	HOSE, 1-1/4" EPDM
4	540001	3	CLAMP, 2" STANDARD WORM SCREW
5	530014	3	1-1/2" EPDM GASKET
6	500005	1	VALVE, 1" FULL PORT WITH C-F
7	530075	1	2" STANDARD PORT X 1" FLANGED
8	570119	1	TANK CLEANLOAD EDUCTOR 7.5 GALLON
9	16560BLK	1	MOUNT, HYPRO EDUCTOR
10	687	1	Pin, Spring 1.25 x 2" Zp
11	7981BLK	1	HANDLE, T SHAPED
12	790001	1	SPRING, INDUCTOR LATCH
13	262	1	WASHER, FLAT 3/4" ZIP
14	7928BLK	1	LINK, EDUCTOR, UPPER
15	153	8	Bolt, HH 1/2 x 1.5 GR5 Zp
16	11632BLK	1	MOUNT PLATE, BACK 9500 TRAILER
17	231	8	Nut, HH 1/2" Nylock Zp
18	154	1	Bolt, HH 1/2 x 2.5 GR5 Zp
19	223	1	Nut, HH 1/2" Jam Zp
20	152	1	Bolt, HH 1/2 x 1" GR5 Zp
21	7925BLK	1	LINK, EDUCTOR, LOWER
22	128	4	Bolt, HH 3/8 x 1" GR5 Zp
23	769	4	Nut, HH 3/8 " Whizlock Zp
24	530080	1	2" SP FLANGE X 1-1/2" HOSE BARB - 90°
25	540016	2	CLAMP, STAINLESS 1-1/2" #24
26	510014	5	HOSE, 1-1/2" EPDM
27	530079	1	2" MANIFOLD X 1-1/2" HOSE BARB
28	530076	1	2" MANIFOLD X 1-1/4" HOSE BARB
29	530068	2	1" EPDM GASKET FOR MANIFOLD
30	540000	2	CLAMP, 1" WORM SCREW
31	530065	1	1" FLANGE X 1-1/4" HOSE BARB - 90°
32	771	8	1/2" Wizlock Nut
33	530388	2	2" FP FLANGE X 2" STANDARD FLANGE SWP
34	540002	2	CLAMP, 2" FULL WORM SCREW
35	530019	2	2" EPDM GASKET



ILLUSTRATED PARTS LIST

HYPRO Cleanload Eductor, 7.5 Gallon





ILLUSTRATED PARTS LIST

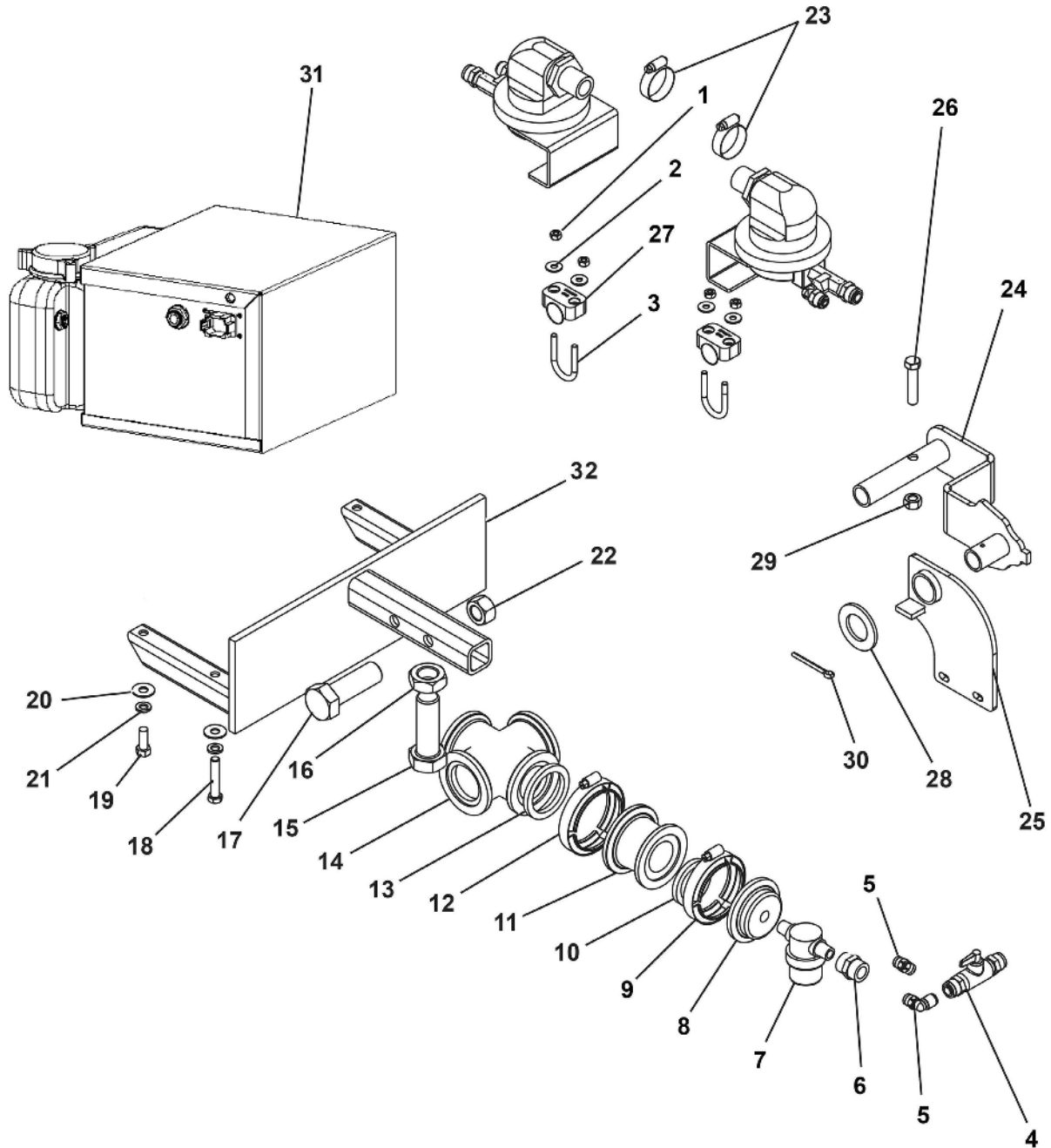
HYPRO Cleanload Eductor, 7.5 Gallon Parts List

ITEM	VENDOR PART NO.	PART NO.	QTY.	DESCRIPTION
0		570119	1	Eductor Complete
1	3371-0038R		1	Eductor
2	PV1/2F1/2M-MA		1	ProClean Container Rinse
3	PC1/2F-36075		1	Nozzle, ProClean Container Rinse
4	7250-5000		1	Tank Valve
6	TL16-0006		1	Lid Kit
7	3350-0180		1	Strainer
8	1700-0253		1	Grommet
9	2404-0413		1	Hose Barb Fitting
10	2404-0414		1	Elbow Fitting (1/2")
11	3305-0113		1	Two-way Valve (1/2")
12	2404-0386		1	Fitting
13	2404-0415		1	Tee Fitting (1/2")
14	1510-0128		1	Mounting Ring
15	2210-0201		2	Hex Bolt, M6x1x25
16	2210-0200		2	Hex Bolt, M6x1x80
17	1510-0127		1	Bracket
18	3430-0833		1	Tube Kit (includes items 18 - 20, screw and clamp)
19	3430-0833		1	Tube Kit (includes items 18 - 20, screw and clamp)
20	3430-0833		1	Tube Kit (includes items 18 - 20, screw and clamp)



ILLUSTRATED PARTS LIST

Richway Direct Injection Foamer & Mounting





ILLUSTRATED PARTS LIST

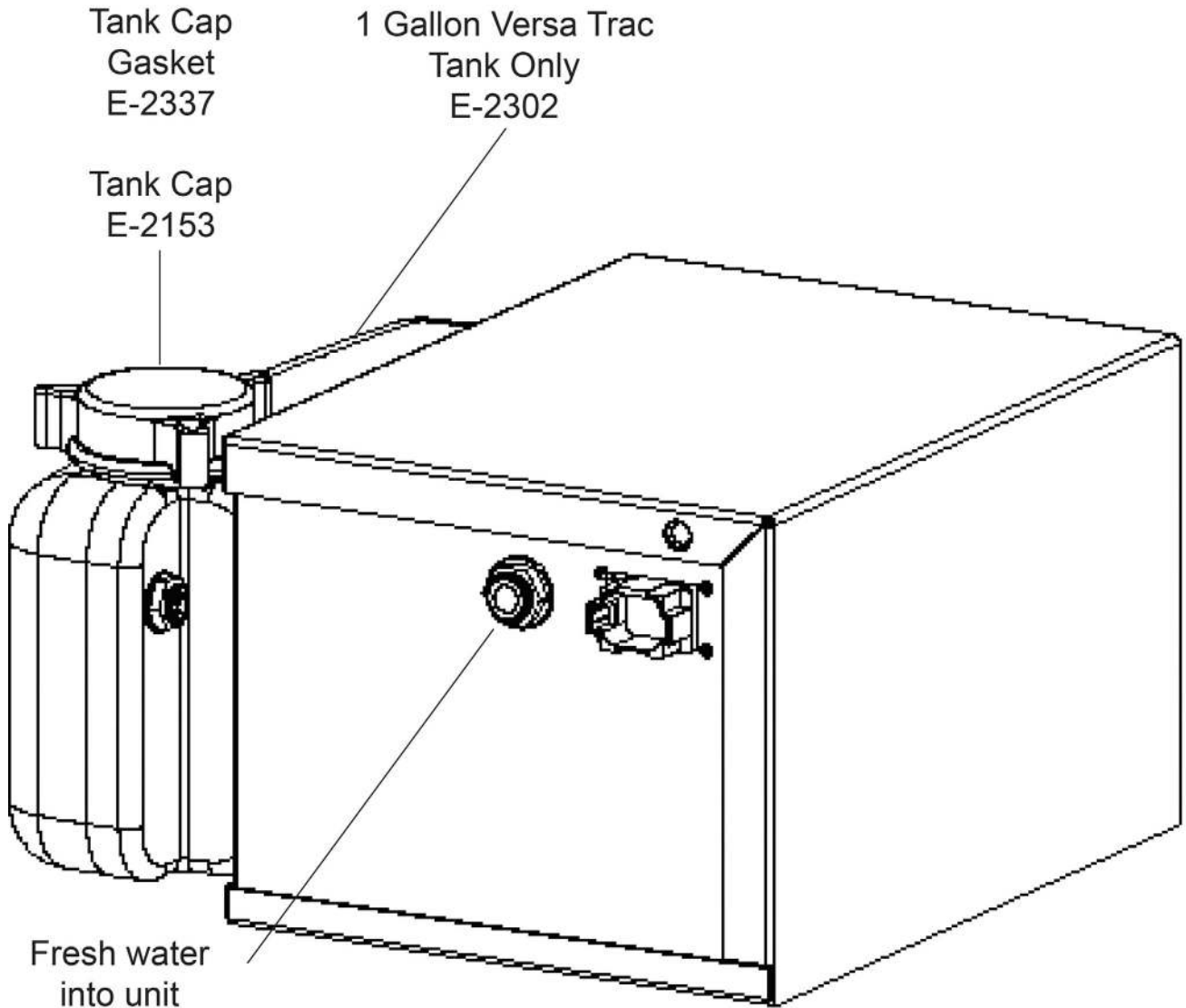
Richway Direct Injection Foamer & Mounting Parts List

ITEM	VENDOR PART NO.	PART NO.	QTY.	DESCRIPTION
1		647	8	Nut, HH 1/4" Nylock SS
2		663	8	Washer, Flat 1/4" SS
3	2M1473140	590048	4	U-Bolt 1/4 x 1.5 SS
4	44103289	530007	1	Valve, Shut Off 3/8 Q-Lock
5	44103231	530006	1	Q-Lock Adapter Fitting 3/8" 90°
5		530002	1	3/8"X3/8" MALE CONNECTOR
6	3FC38	530217	1	Coupler, 3/8" FPT
7	RVM66NE40C	530000	1	Strainer 40 Mesh 3/8" MPT
8	M200PLG038	530095	1	Manifold Plug x 3/8" FPT
9	FC200	540001	1	Manifold Clamp 2" Standard Port
10	150G	530014	1	Gasket 2" Standard Port
11	M220200CPG	530102	1	Manifold Coupling 2" Full Port x 2" Standard Port
12	FC220	540002	1	Manifold Clamp 2" Full Port
13	200G	530019	1	Gasket 2" Full Port
14		530107	1	Manifold Cross, 2" Full Port
15		152	1	Bolt, HH 1/2 x 1 GR5 Zp
16		223	1	Nut, HH 1/2" Jam Zp
17		156	1	Nut, HH 1/2 x 3" GR5 Zp
18		130	2	Bolt, HH 3/8 x 2" GR5 Zp
19		128	2	Bolt, HH 3/8 x 1" GR5 Zp
20		250	4	Washer, Lock 3/8 Zp
21		258	4	Washer, Flat 3/8 Zp
22		771	1	Nut, HH 1/2" Whizlock Zp
23	64016A	540014	2	Clamp, Hose 1"
24		14619	2	Foamer Insert
25		14279	2	Foamer Flipper
26		142	2	Bolt HH 7/16 x 2" GR5 Zp
27	3254PP	540029	2	Tube Clamp
28		789	AR	Washer, NR 1-1/4 x 14 CP
28		590159	AR	1-1/8" FLAT WASHER, 2" MAX OD
29		597	2	Nut, HH 7/16" Toplock
30		576	2	Cotter Pin, 3/16 x 2 Zp
31		590111	1	VERSA TRAC FOAM INJECTOR BLACK
32		10792	1	Foamer Mount
NS		790	AR	Washer, NP 1-1/4 x 10 CP
NS	2T20-003	510023	AR	1/4" Linear Low Density Poly Tubing
NS	2T20-604	510024	AR	3/8" Linear Low Density Poly Tubing
NS	12015003	510005	20'	PVC Water Suction Hose 1"
NS		630050	1	EXTENSION CABLE 20'



ILLUSTRATED PARTS LIST

Richway Foam Marker 1 Gallon Tank & Switchbox

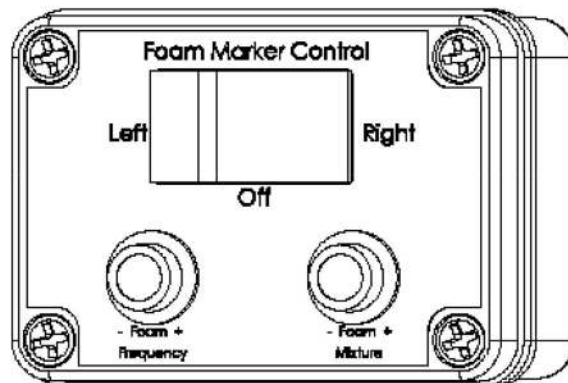


Tank Cap
Gasket
E-2337

1 Gallon Versa Trac
Tank Only
E-2302

Tank Cap
E-2153

Fresh water
into unit
3/8" Bulkhead
Union QC
E-0362

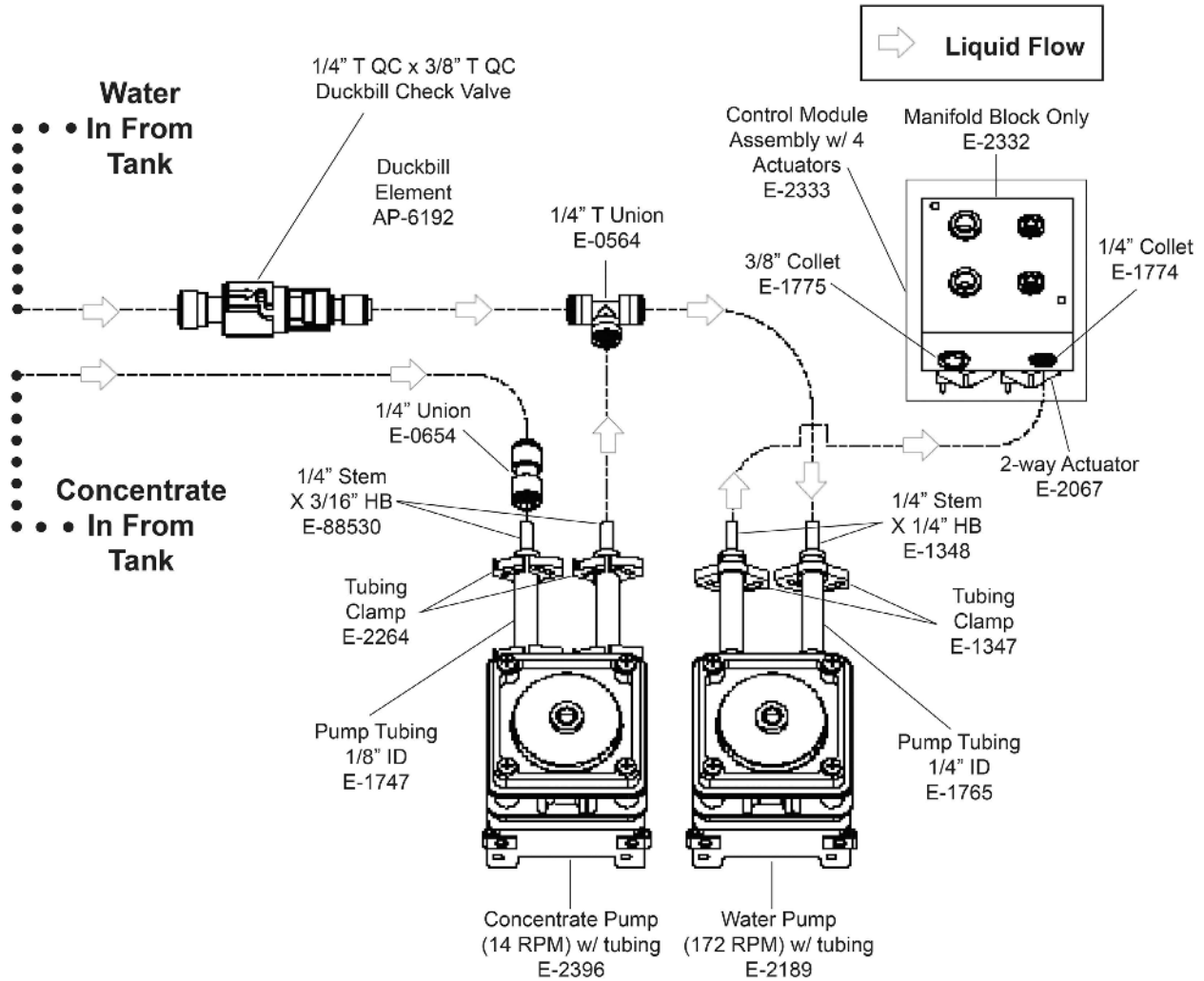


VersaTrac
Switchbox
E-2330



ILLUSTRATED PARTS LIST

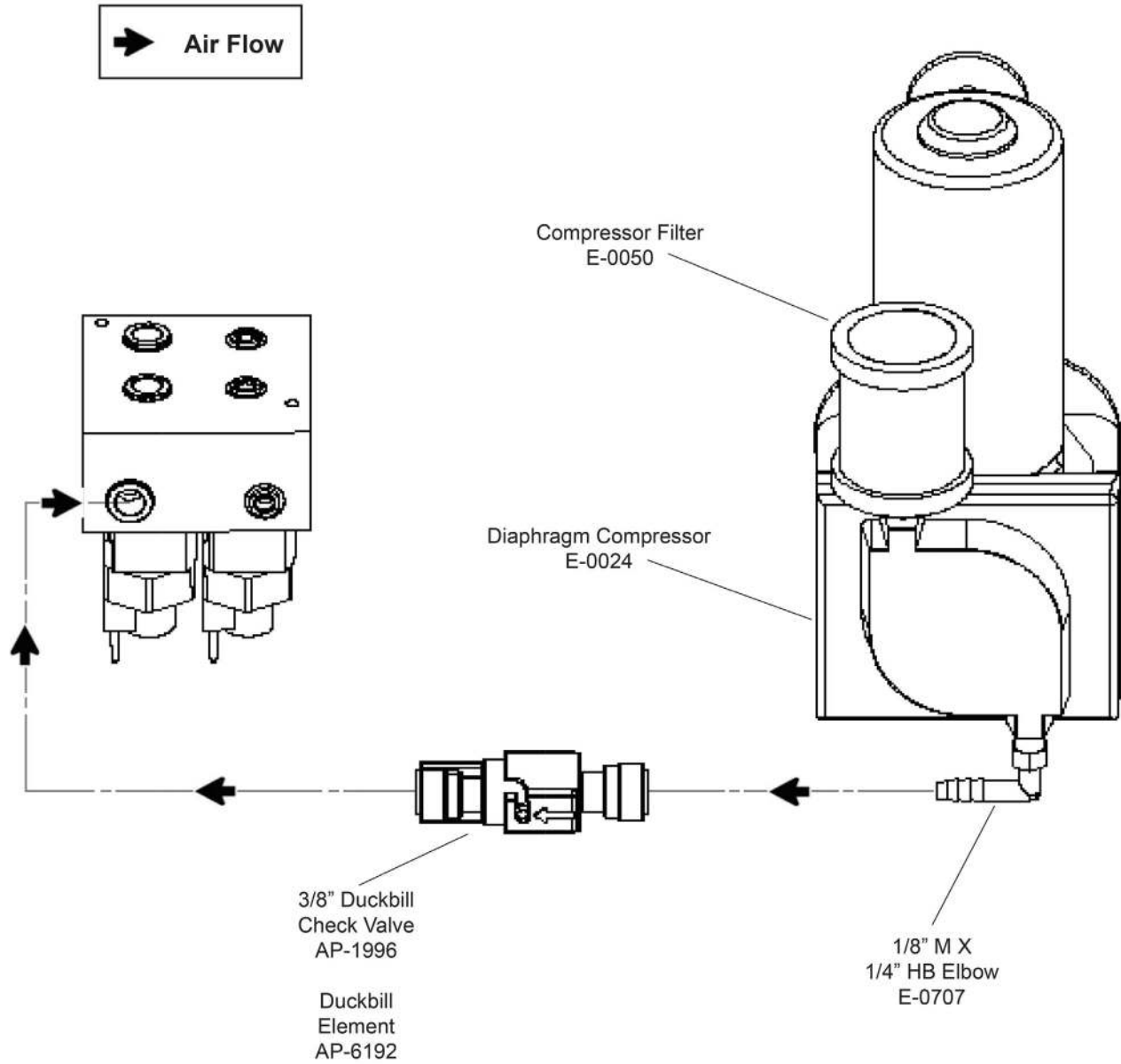
Richway Foam Marker Liquid Flow





ILLUSTRATED PARTS LIST

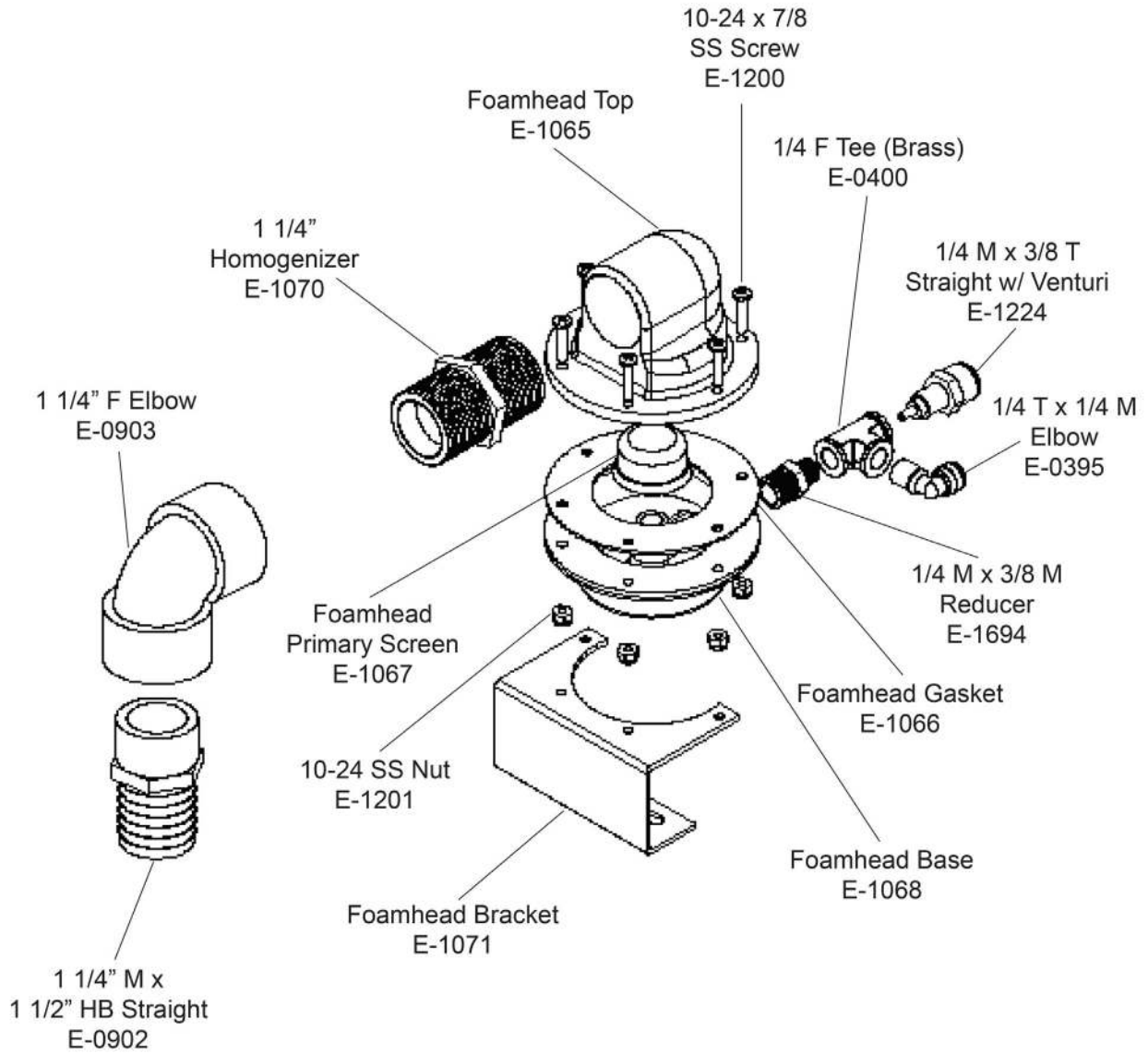
Richway Foam Marker Compressor



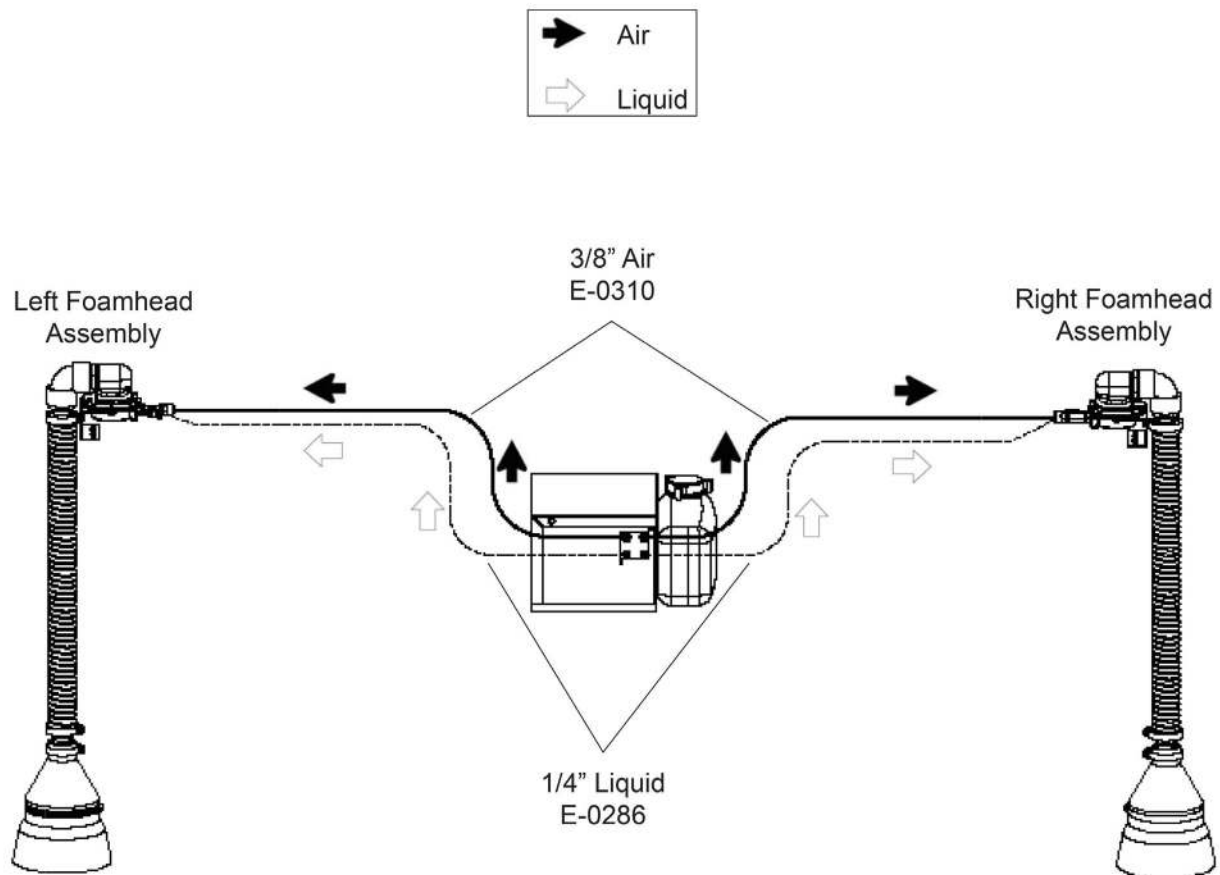


ILLUSTRATED PARTS LIST

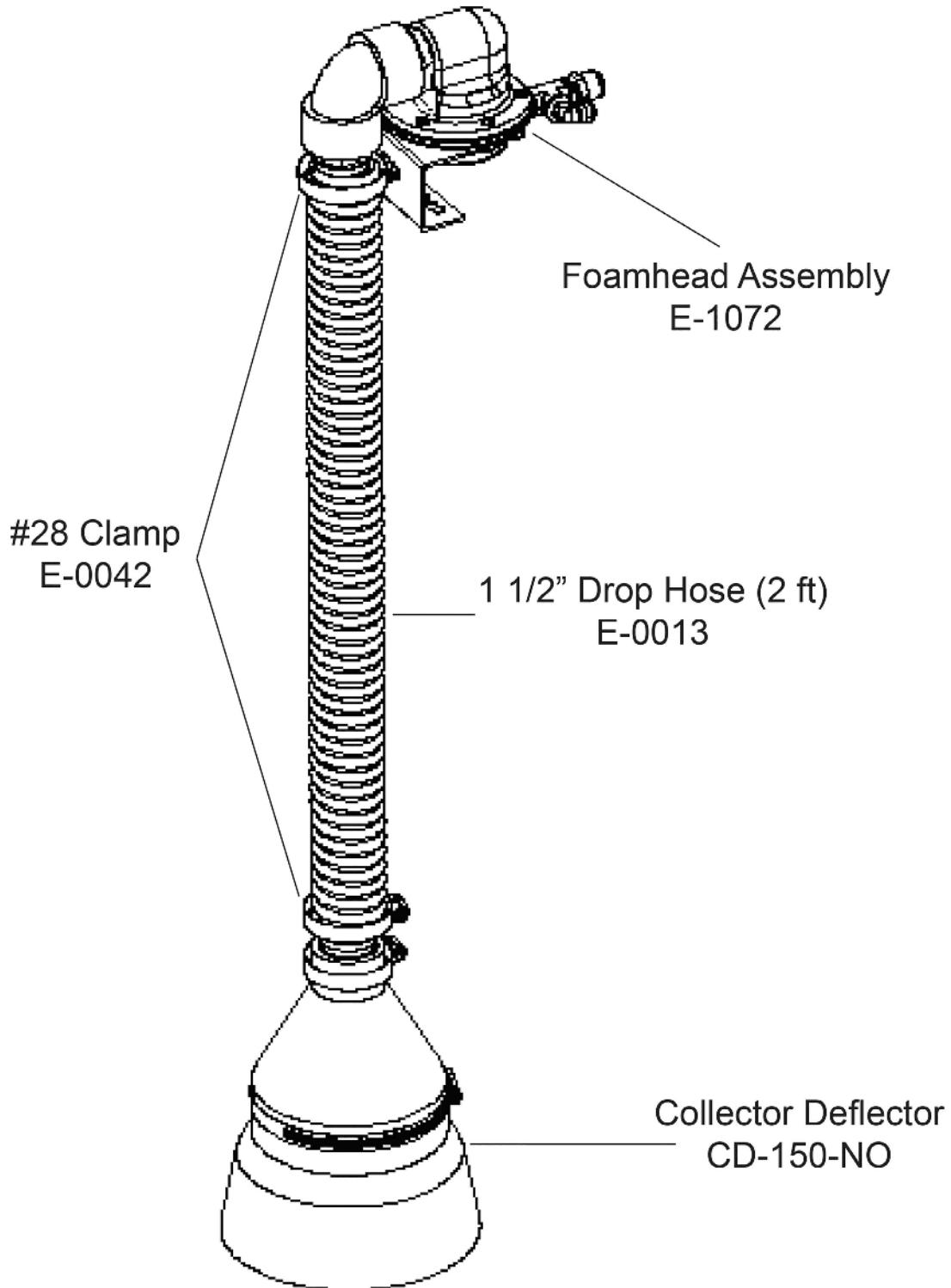
Richway Foam Marker Foamhead



Richway Foam Marker Foam Head Assembly



Richway Foam Marker Collector Deflector



Richway Foam Marker Wiring Harness

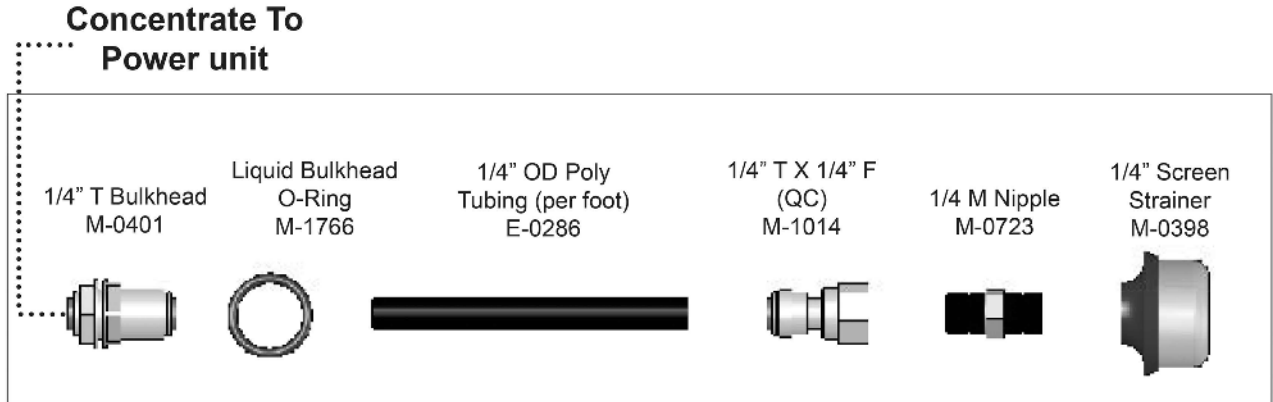
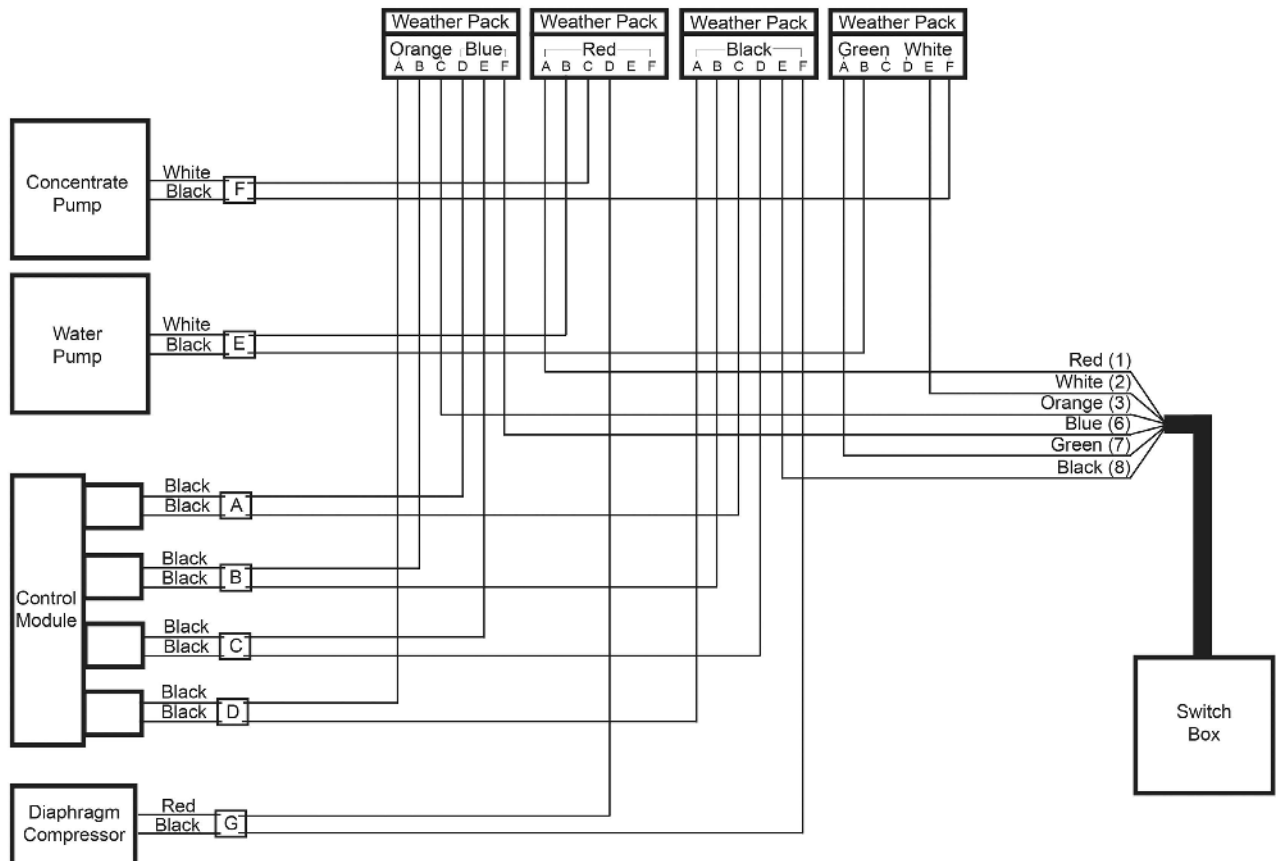


FIGURE 10 - Versa Trac Tank Components


APPENDIX 4





ILLUSTRATED PARTS LIST

Remote Boom Shut Off Kit (6 Section Shown)





FAST GLOBAL **SOLUTIONS**

FAST Global Solutions
4130 Commerce Boulevard
Windom, MN 56101
1-800-772-9279 Toll Free
1-507-427-3861 Voice
1-507-427-3030 Fax
www.fastsprayers.com