



## 9500 Sprayer Parts Manual

Fast Global Solutions  
4130 Commerce Boulevard  
Windom, MN 56101

## **General Information**

All rights, especially copying and distribution rights are reserved. No part of this publication may be reproduced in any form or by any means, electronic or mechanical, including photocopying, without express written permission from Fast Global Solutions.

Parts information in this manual represents components installed when product was manufactured based upon the best available information. Modifications made subsequent to initial delivery are not included. Always verify the parts and color required with Fast Global Solutions at 1-800-772-9279.

If you have any questions, please contact your dealer or our Parts and Service Department.

This parts book covers serial numbers:

9518-3298-79 thru 9518-3360-0710

## Contents

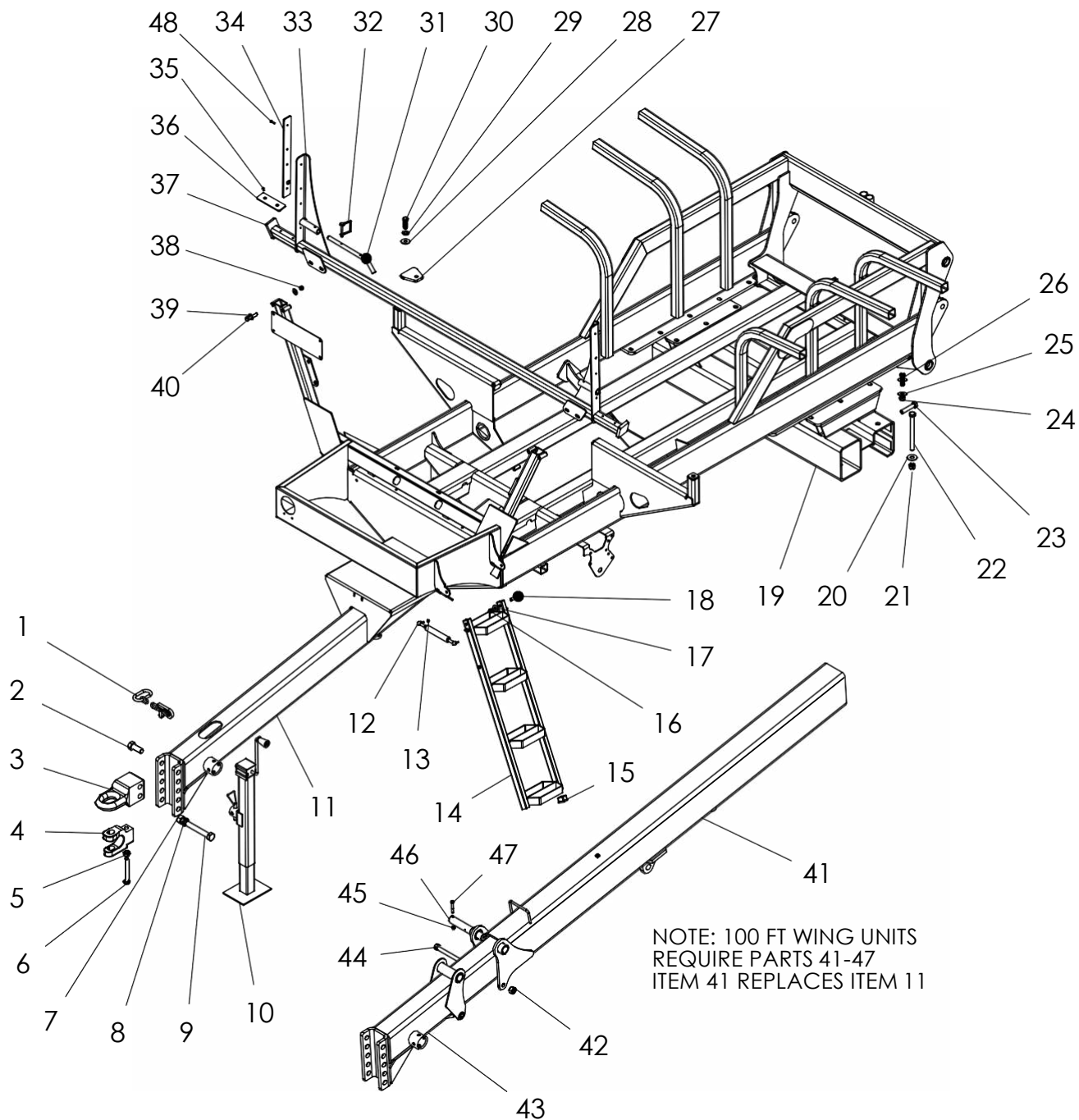
<b>General Information</b>	<b>2</b>
<b>trailer</b>	<b>6</b>
<b>axles</b>	<b>8</b>
<b>tire &amp; rim</b>	<b>10</b>
<b>Parallel Link &amp; Interior Pivot (H-Link &amp; Macho Link)</b>	<b>12</b>
<b>Center Section</b>	<b>14</b>
<b>Wings - 60 &amp; 66 ft Boom</b>	<b>16</b>
<b>Wings - 80, 90 &amp; 100 ft Boom</b>	<b>18</b>
<b>Breakaway Pivot</b>	<b>20</b>
<b>tank assembly</b>	<b>22</b>
<b>rinse tank, Plumbing &amp; Sight Gauge</b>	<b>24</b>
<b>Quick fill &amp; Pump feed - 60-66 ft Boom With ace 150-206 Pump</b>	<b>26</b>
<b>Quick fill &amp; Pump feed - 80-90-100 Boom With hyPro Pump</b>	<b>28</b>
<b>ace 150-206 Pump 60-66 ft Boom</b>	<b>30</b>
<b>ace 150-206 Pump hyd motor 60-66 ft Boom</b>	<b>31</b>
<b>Hypro Pump 80-100 ft Boom</b>	<b>32</b>
<b>raven flow Controls</b>	<b>33</b>
<b>raven flowmeter</b>	<b>34</b>
<b>raven Control Valve</b>	<b>35</b>
<b>Quick fill - Optional 3 InCh</b>	<b>36</b>
<b>agitation &amp; Rinse Control</b>	<b>37</b>
<b>Boom Plumbing &amp; Fence Row</b>	<b>38 - 49</b>
<b>Plumbing Valves</b>	<b>50</b>
<b>nozzle Bodies</b>	<b>51</b>
<b>delivery tubes</b>	<b>52</b>
<b>hydraulic System</b>	<b>54</b>
<b>hydraulic Control Valve harness - 60-66 ft Boom</b>	<b>56</b>
<b>hydraulic Control Valve - 60-66 ft Boom</b>	<b>57</b>
<b>hydraulic Control Valve Wiring harness - 60-66 ft Boom</b>	<b>58</b>
<b>Control Console - 60-66 ft Boom</b>	<b>59</b>
<b>Control Console Switch diagram - 60-66 ft Boom</b>	<b>60</b>
<b>Wiring harness - 60-66 ft Boom</b>	<b>61</b>
<b>Control Console decal - 60-66 ft Boom</b>	<b>62</b>
<b>hydraulic Control Valve Wiring harness - 80-90-100 ft Boom</b>	<b>63</b>
<b>hydraulic Control Valve - 80-90-100 ft Boom</b>	<b>64</b>
<b>hydraulic Control Valve Wiring harness</b>	<b>65</b>
<b>Control Console - 80-90-100 ft Boom</b>	<b>66</b>
<b>Control Console Switch diagram</b>	<b>67</b>
<b>Wiring harness</b>	<b>68</b>

<b>Control Console WIrInG hArnesS</b>	<b>69</b>
<b>Control Console WIrInG hArnesS</b>	<b>70</b>
<b>Control Console WIrInG hArnesS</b>	<b>71</b>
<b>hyPro Cleanload eduCtor &amp; mountInG</b>	<b>72</b>
<b>hyPro Cleanload eduCtor</b>	<b>74</b>
<b>rIchWay dIreCt InJeCtIon foamer &amp; mountInG</b>	<b>76</b>
<b>rIchWay foam marker 3 Gallon tank</b>	<b>78</b>
<b>rIchWay foam marker LIQuId fLoW</b>	<b>79</b>
<b>rIchWay foam marker ComPressor</b>	<b>80</b>
<b>rIchWay foam marker foamhead</b>	<b>81</b>
<b>rIchWay foam marker Boom end</b>	<b>82</b>
<b>rIchWay foam marker WIrInG hArnesS</b>	<b>83</b>
<b>noraC auto heIght Boom Control uC4+ kIt layout</b>	<b>84</b>
<b>noraC hydrauLIc Valve BloCk</b>	<b>86</b>
<b>noraC auto heIght Boom Control hydrauLIc sChematIc uC4+ &amp; uCs</b>	<b>87</b>
<b>noraC auto heIght Boom Control BraCkets</b>	<b>88</b>
<b>noraC auto heIght Boom Control hArnesS</b>	<b>89</b>
<b>noraC auto heIght Boom Control extenSIon hArnesS</b>	<b>90</b>
<b>noraC auto heIght Boom Control Sensor CaBles</b>	<b>91</b>
<b>noraC auto heIght Boom Control Valve CaBle</b>	<b>92</b>
<b>noraC auto heIght Boom Control maIn InterfaCe CaBle</b>	<b>93</b>
<b>noraC auto heIght Boom Control WInG InterfaCe CaBle</b>	<b>94</b>
<b>Severe terrain CaBle uC4+</b>	<b>95</b>
<b>noraC auto heIght Boom Control uC5 kIt layout</b>	<b>96</b>
<b>noraC auto heIght Boom Control uC5 Parts</b>	<b>97</b>
<b>Item C01: 43220-10a - CaBle uC5 netWork 14 aWG - 10m</b>	<b>98</b>
<b>Item C02: 43220-01a - CaBle uC5 netWork 14 aWG - 1m</b>	<b>98</b>
<b>Item C03: 43210-03a - CaBle uC5 netWork 18 aWG - 3m</b>	<b>99</b>
<b>Item C04: 43210-01a - CaBle uC5 netWork 18 aWG - 1m</b>	<b>99</b>
<b>Item C05: 43210-20a - CaBle uC5 netWork 18 aWG - 20m</b>	<b>100</b>
<b>Item C10: 43230-04a - CaBle uC5 valve dt to dt</b>	<b>101</b>
<b>Item C20: 43240-01B - CaBle uC5 InterfaCe tIlt dt</b>	<b>102</b>
<b>Item C21: 43240-07B - CaBle uC5 InterfaCe maIn dt (With aux 1 &amp; 2)</b>	<b>102</b>
<b>tIlt OPtIons</b>	<b>103</b>
<b>PowerGIlde WIrInG sChematIc</b>	<b>104</b>
<b>PowerGIlde hydrauLIc BloCk</b>	<b>105</b>
<b>PowerGIlde SolId axle</b>	<b>106</b>
<b>PowerGIlde &amp; PowerGIlde Plus mountInG BraCkets</b>	<b>107</b>
<b>PowerGIlde Plus WIrInG sChematIc</b>	<b>108</b>
<b>PowerGIlde Plus hydrauLIc BloCk</b>	<b>109</b>
<b>PowerGIlde Plus CushIoned axle</b>	<b>110</b>

**GauGe Wheel a ssemBly**  
**kIt 99rBsorl**

**111**  
**112**

## trailer



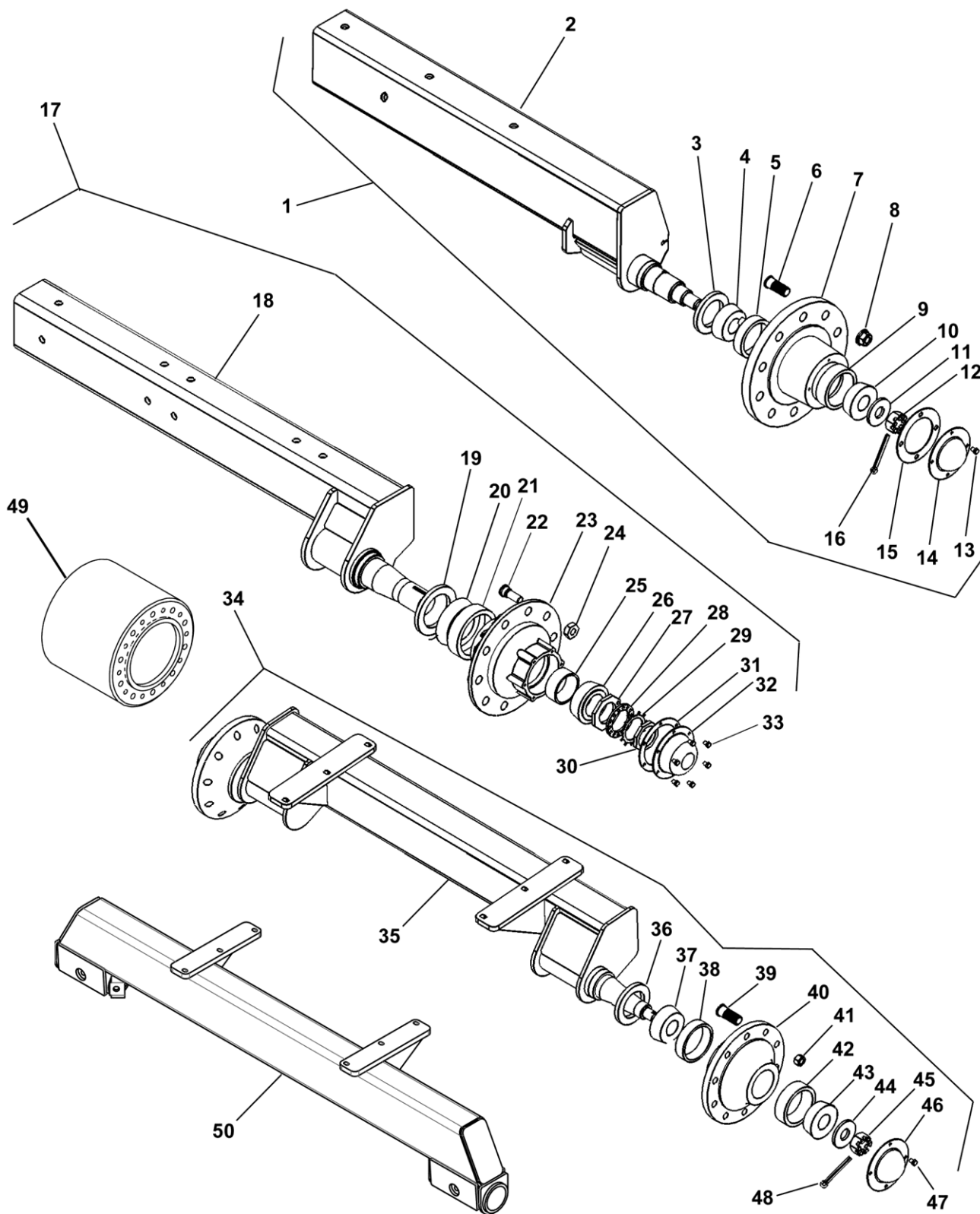
NOTE: 100 FT WING UNITS  
 REQUIRE PARTS 41-47  
 ITEM 41 REPLACES ITEM 11

# 9500 Series Sprayers



Item	Vendor Part #	Fast Part #	Description	Qty.	60-90 Ft.	100 Ft.
1	PPSC21A	790015	Safety Chain 20,200#	1		
2		199	Bolt HH 1 X 2-1/2 GR5 Zp	1		
3	PPI-301V3-10	790003	Hitch Cat 3	1		
4	PPI-208-VR-10	790002	Clevis For Hitch	1		
5		233	Nut HH 3/4" Nylock Zp	1		
6		390	Bolt HH 3/4 X 5-1/2 GR8 Zp	1		
7		218	Nut HH 1" Zp	5		
8		255	Washer 1" Lock	5		
9		564	Bolt HH Special 1 X 6-1/2 GR 5 Zp	2		
10	FASTHD800	790005	Jack 8000# Side Wind	1		
11		10575	Fast Trailer 9500 Series 60-90'		1	
12	22011A3	590010	Easylift Cylinder (For Use With Ladder 10620 Item 11)	1		
13		855	Nut HH M8 Zp (For Use With Ladder 10620 Item 11)	1		
14		10620	Ladder 3 Step S/N 9430-3026-77 To Current	1		
15		4192	Plastic Plug 1.5" Tube	4		
16		231	Nut HH 1/2" Centerlock Zp	2		
17		260	Washer Flat 1/2"	2		
18		155	Bolt HH 1/2 x 2-1/2" GR5 Zp	2		
19		13512	Axle Housing Receiver	1		
20		262	Washer Flat 3/4 Zp	4		
21		241	Nut HH 3/4 Centerlock Zp	4		
22		488	Bolt HH 3/4 X 8.5 GR5 Zp	4		
23		187	Bolt HH 3/4 x 3-1/2" GR5 Zp	2		
24		240	Nut HH 5/8 Centerlock Zp	6		
25		261	Washer Flat 5/8 Zp	12		
26		170	Bolt HH 5/8 X 2.5 GR5 Zp	6		
27		10244	Poly Holddown Tab	2		
28		261	Washer Flat 5/8" Zp	2		
29		253	Washer Lock 5/8" Zp	2		
30		170	Bolt HH 5/8 X 2 GR5 Zp	2		
31		7618	Safety Latch Pin	2		
32	715300927	720001	Kwik Clip Pin	2		
33		671	Bolt HH 1/4 x 5/8" Black	8		
NS		11050R	Vertical Stop Chamfered Plastic Right	1		
34		11050L	Vertical Stop Chamfered Plastic Left	1		
35		581	Rivet 1/4" Drive In	12		
36		7781	Wear Pad Plastic Transport Saddle Base	2		
37		13246	Bolt-On Transport Support	1		
38		239	Nut 1/2" Centerlock	2		
39		260	Washer Flat 1/2"	4		
40		155	Bolt Hex Head 1/2 X 2-1/2"	2		
41		10742	Trailer 9518 Extendable (Tongue Section Only Shown)			1
42		241	Nut Hex Head 3/4" Zp			1
43		13504	Tongue Fixed 60'			1
44		487	Bolt Hex Head 3/4 X 8 GR5 Zp			1
45		237	Nut Hex Head 3/8" Centerlock Zp			1
46		8933	Pin Roller External			1
47		131	Bolt Hex Head 3/8 X 2-1/2 GR5 Zp			1
48		235	Nut Hex Head 1/4" Center Lock Zp	8		
NS		800208	Decal, Hydraulic Hose Key			

## axles



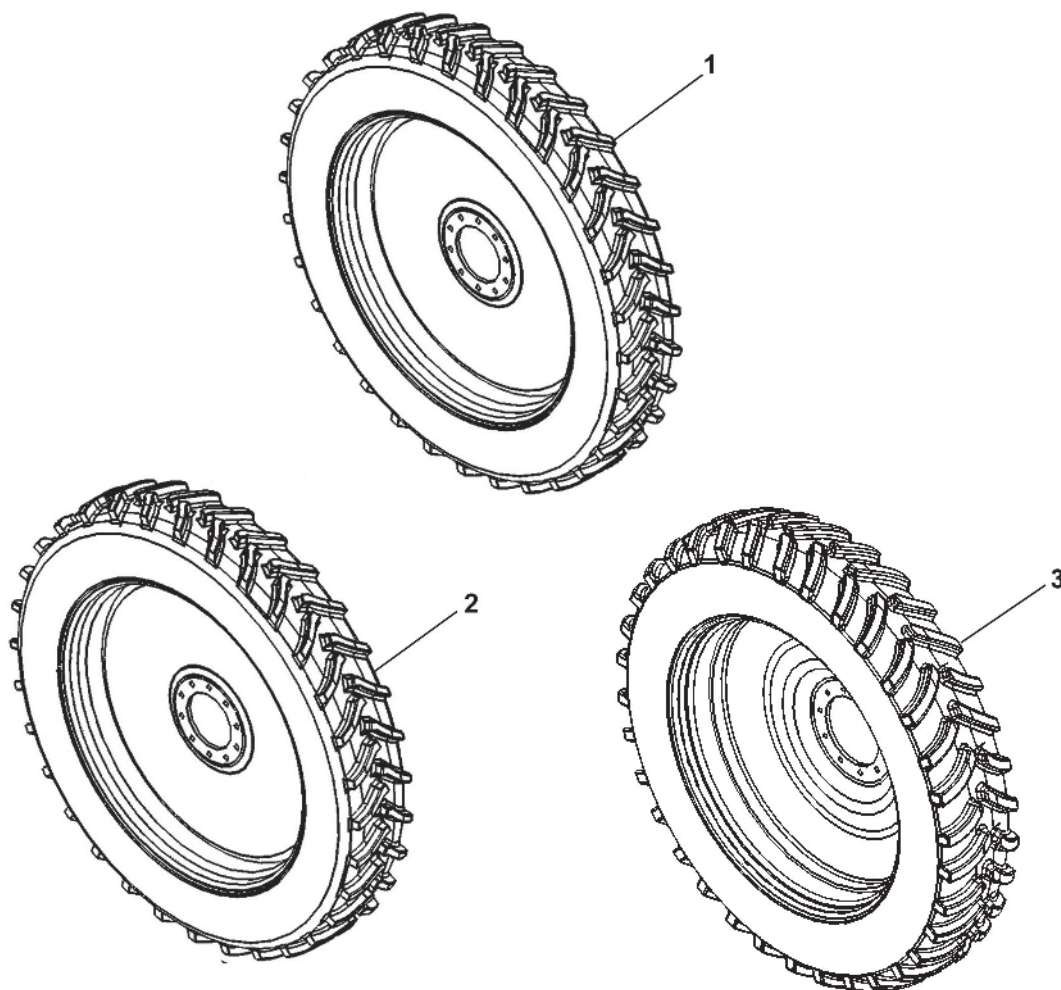


# 9500 Series Sprayers



Item	Vendor Part #	Fast Part #	Description	Qty.
1		13586	Axle Assembly 10 Bolt (Inc 2 - 16) 15,000#	2
2		13518	Trailer Narrow Axle Sub Weld 3-3/8" Spindle	2
3	946275	730013	Seal 873 Series Hub 15,000#	2
4	NI-910398/332752	730011	Cone Inner 873 Series Hub	2
5	NI-910397/133462		Cup Inner 873 Series Hub	2
6	NI-953033	1683	Stud Wheel	20
7	NI-289121	730002	Hub 10 Bolt W/Cups 873 Series Hubs 15,000#	2
8	NI-913571	730051	Nut Wheel	20
9	NI-910332/453a	1679	Cup Outer	2
10	NI-910334/460	1681	Cone Outer	2
11	NI-913632	1688	Washer Spindle	2
12	NI-912969	730014	Nut Spindle 1.25-12 TPI	2
13	NI-9052148	113	Bolt HH 5/16 X 1/2 GR5 Zp	8
14	1682	730072	Hub Cap Q-871 Hub	2
15	1686	730016	Gasket Hub Cap	2
16	NI-905944	1690	Cotter Pin	2
17		10900	Axle Assembly 2400 Gallon Tank (Inc 18 - 33) 19,000#	2
18		10901	Axle, Single 2400 Gallon Tank	2
19	513-0541	730051	Seal Grease CR40108	2
20	501-0663	730047	Bearing, Inner 663	2
21	511-0653		Cup, Inner 653	2
22	54101216		Wheel Stud	20
23	51001900	730071	Hub 10 Bolt 19,000 lb	2
24	55001216	730049	Wheel Nut	20
25	511-2011		Cup, Outer HM212011	2
26	512-2049	730064	Bearing, Outer HM212049	2
27	515-1918	730063	Inner Lock Nut	2
28	514-1900	730062	Inner Lock Washer	2
29	514-1884		Outer Lock Washer	2
30	515-1892		Outer Lock Nut	2
31	563-3600-HG		Gasket, Hub Cap	2
32		113	Bolt HH 5/16 X 1/2 GR5 Zp	12
33	563-3600	730046	Hub Cap	2
34		10913	Axle Assembly 10 Bolt Duals 60"-120" TW (Inc 33 - 45) 20,000#	1
34	Not Illustrated	10907	Axle Assembly 10 Bolt Duals 80"-132" TW (Inc 33 - 45) 20,000#	1
34	Not Illustrated	10910	Axle Assembly 10 Bolt Duals 80"-120" TW (Inc 33 - 45) 20,000#	1
35		10917	Trailer Axle 30" Row	1
35	Not Illustrated	10908	Trailer Axle 22" Row	1
35	Not Illustrated	10911	Trailer Axle 20" Row	1
36	NI-906979	730041	Seal	2
37	NI-910346	730043	Cone Inner	2
38	NI-910334	730012	Cup Inner	2
39	NI-953035		Stud Wheel	20
40	NI-281171	730060	Hub 10 Bolt 20,0003	2
41	NI-913571	730051	Nut Wheel	20
42	NI-910384	1679	Cup Outer	2
43	NI-910347	730037	Cone Outer	2
44	NI-913632	730040	Washer Spindle	2
45	NI-913571	730051	Nut	2
46	NI-909921	730038	Hub Cap	2
47	NI-9052148	113	Bolt HH 5/16 X 1/2 GR5 Zp	8
48	NI-905944	730042	Cotter Pin	2
49		710010	Spacer 30" Row 13.75" OAL	2
49	Not Illustrated	710016	Spacer 22" Row 7" OAL	2
49	Not Illustrated	710014	Spacer 20" Row 5" OAL	2
50		21370	Axle, Tracks	1

## tire & rim

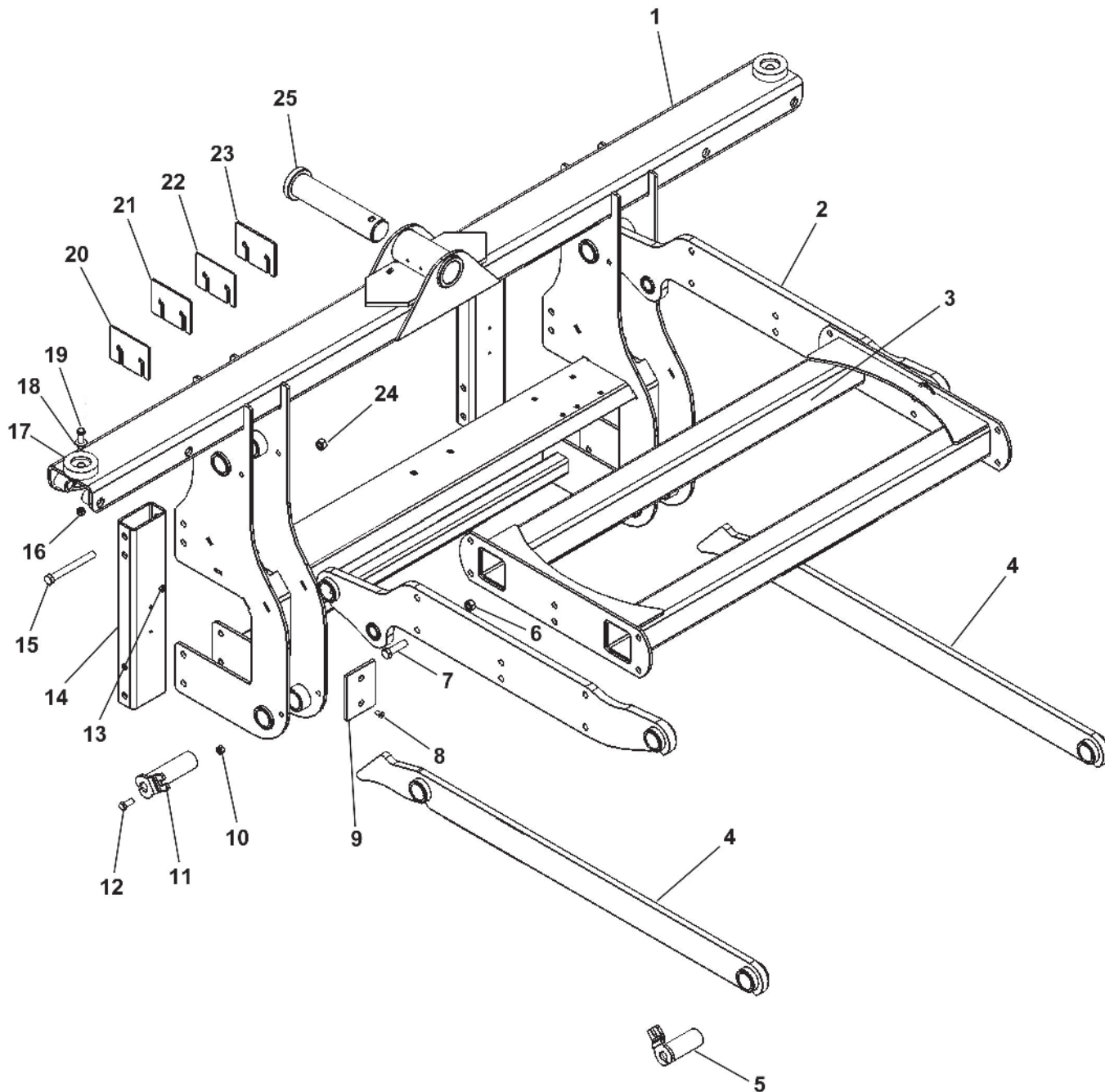


# 9500 Series Sprayers



Item	Vendor Part #	Fast Part #	Description	9518	9524
1	TT-512318057201R	700002	380/90R46 Yellow RH	1	
1	TT-512318057201L	700003	380/90R46 Yellow LH	1	
1	TT-5123180040701L	700001	380/90R46 Silver LH	1 Opt/Red	
1	TT-5123180040701R	700000	380/90R46 Silver RH	1 Opt/Red	
2	TT-05190210057201L	700018	W/480/80R42 162A8 R1		1
2	TT-05190210057201R	700019	W/480/80R42 162A8 R1		1
2	TT-05190210040701L	700016	480/80R42 Load R A162		1 Opt/Red
2	TT-05190210040701R	700017	480/80R42 Load R A162		1 Opt/Red
3	TT05197700040701L	700040	Tire L 320/90R46 148 Silver Dual	2 Opt/Red	2 Opt/Red
3	TT05197700040701R	700041	Tire R 320/90R46 148 Silver Dual	2 Opt/Red	2 Opt/Red
3	TT05197700057201R	700032	Tire R 320/90R46 148 Yellow Dual	2 Opt.	2 Opt.
3	TT05197700057201L	700033	Tire L 320/90R46 148 Yellow Dual	2 Opt.	2 Opt.
3	TT-5193450057201L	700020	380/90R46 Yellow LH Dual	2 Opt.	2 Opt.
3	TT-5193450057201R	700021	380/90R46 Yellow RH Dual	2 Opt.	2 Opt.
3	TT-5193450040701L	700034	380/90R46 Silver LH Dual	2 Opt/Red	2 Opt/Red
3	TT-5193450040701R	700035	380/90R46 Silver RH Dual	2 Opt/Red	2 Opt/Red

## Parallel Link & Interior Pivot (H-LINK)

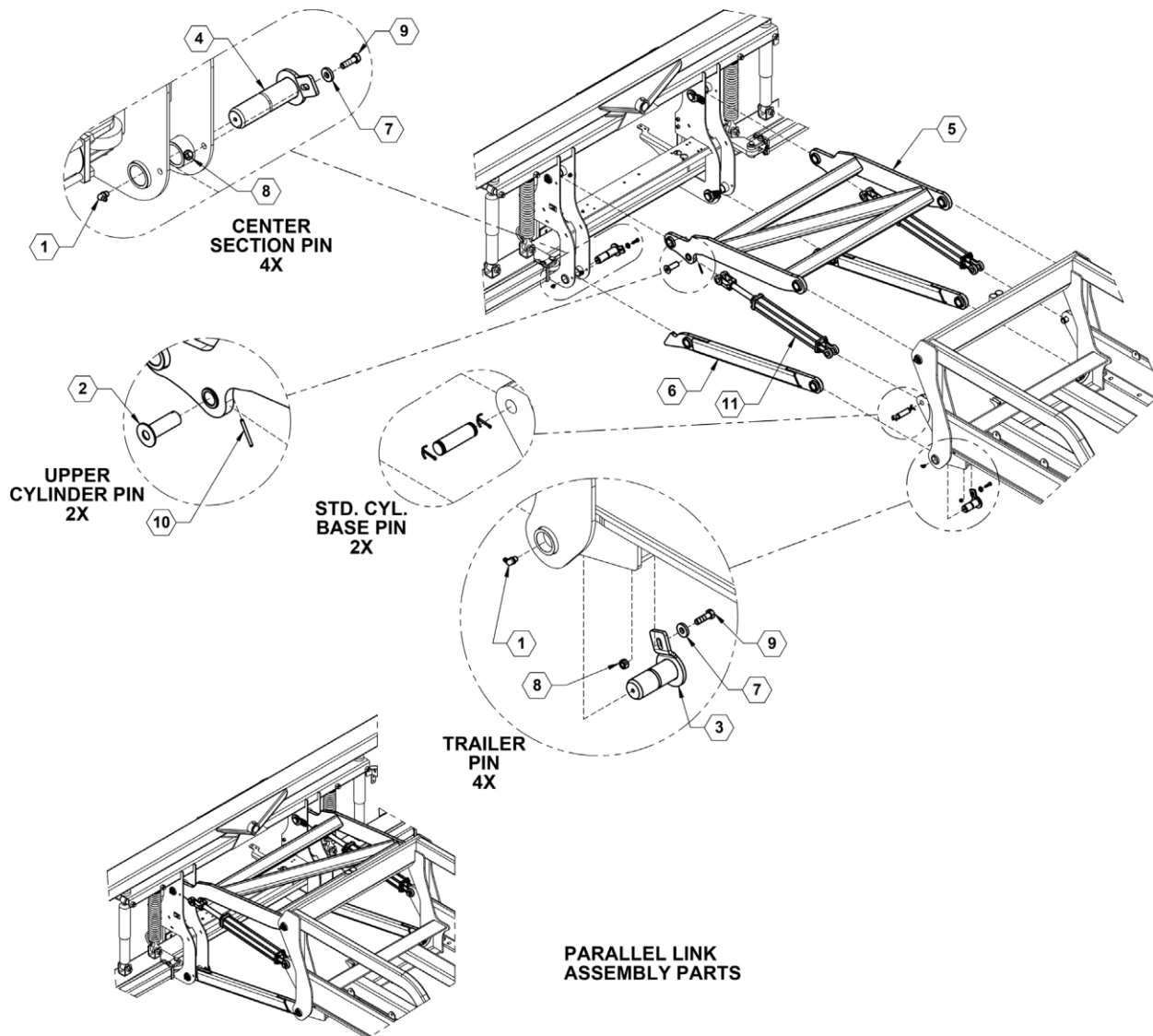


## 9500 Series Sprayers



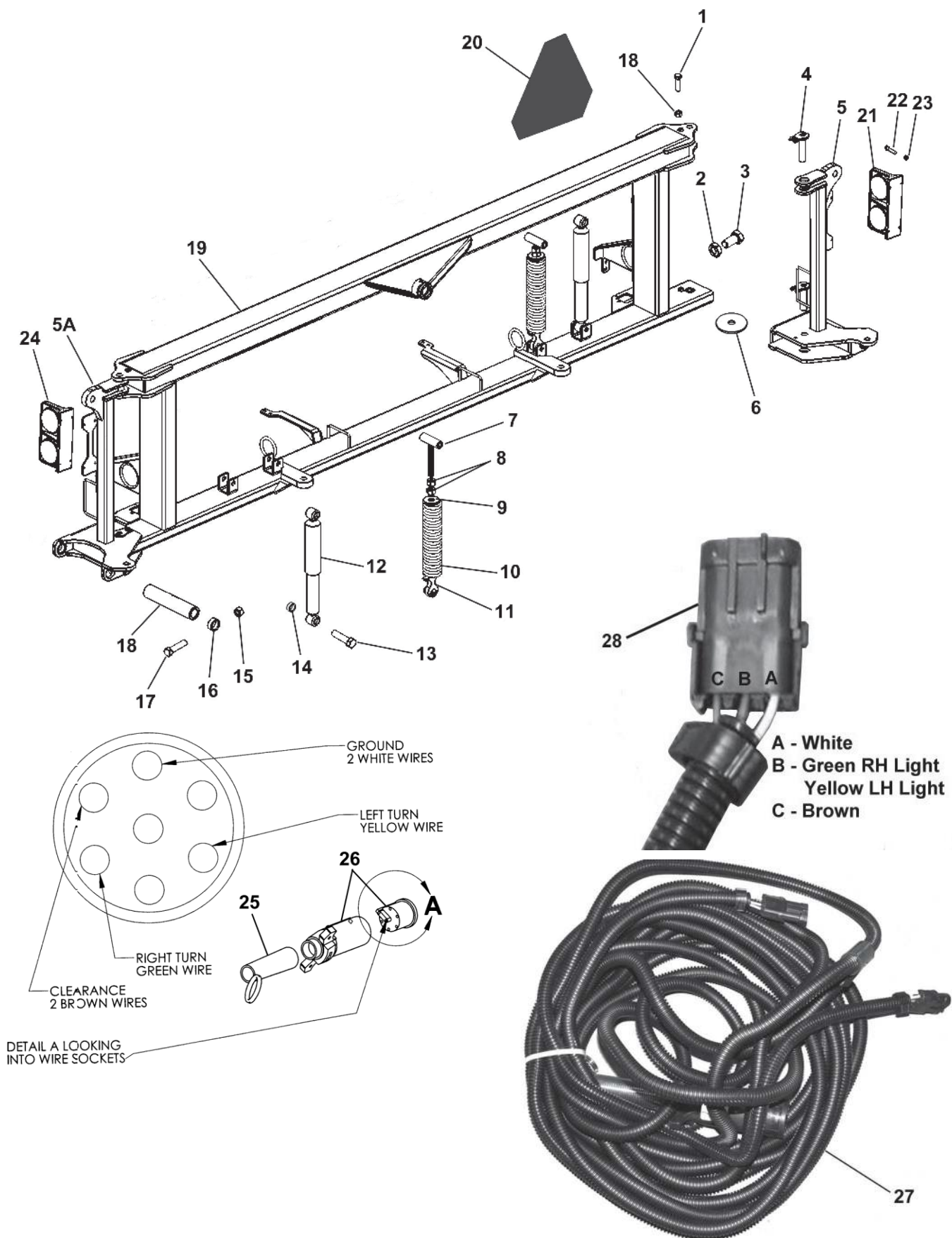
Item	Vendor Part #	Fast Part #	Description	Qty.	60 Ft.	80-90 Ft.	100 Ft.
1		13806	Interior Pivot	1			
2		13803	Upper Link Weldment	2			
3		13804	H Brace	1			
4		13802	Lower Link Weldment	2			
5		13871	Pin Trailer Pivot	1			
6		239	Nut Hex 1/2" Centerlock	12			
7		154	Bolt Hex Head 1/2 X 2 GR5 Zp	12			
8		671	Bolt Flat Head 1/4 X 5/8 Black	8			
9		11739	Rub Plate	4			
10		237	Nut Hex Head 3/8" Centerlock	6			
11		13872	Cradle Pin	4			
12		129	Bolt HH 3/8 1-1/2 GR5 Zp	8			
13		235	Nut Hex 1/4" Centerlock Zp	8			
14		13883	Tube Interior Pivot Lock	2			
15		160	Bolt Hex Head 1/2 X 5 GR5 Zp	8			
16		237	Nut Hex Head 3/8" Centerlock	10			
17	B1	59026	Rubber Bumper	2			
18		258	Washer Flat 3/8" Zp	2			
19		129	Bolt HH 3/8 1-1/2 GR5 Zp	2			
20		11265	Shim Rub Plate 12 Ga	AR			
21		11266	Shim Rub Plate 10 Ga	AR			
22		11267	Shim Rub Plate 7 Ga	AR			
23		11942	Shim Rub Plate 14 Ga	AR			
24		239	Nut Hex 1/2" Centerlock	8			
25		13870	Pin Center Interior Pivot	1			
NS		759	Grease Zerk 1/4-28 TPI Zp	10			

## Parallel Link Assembly (Macho Link)





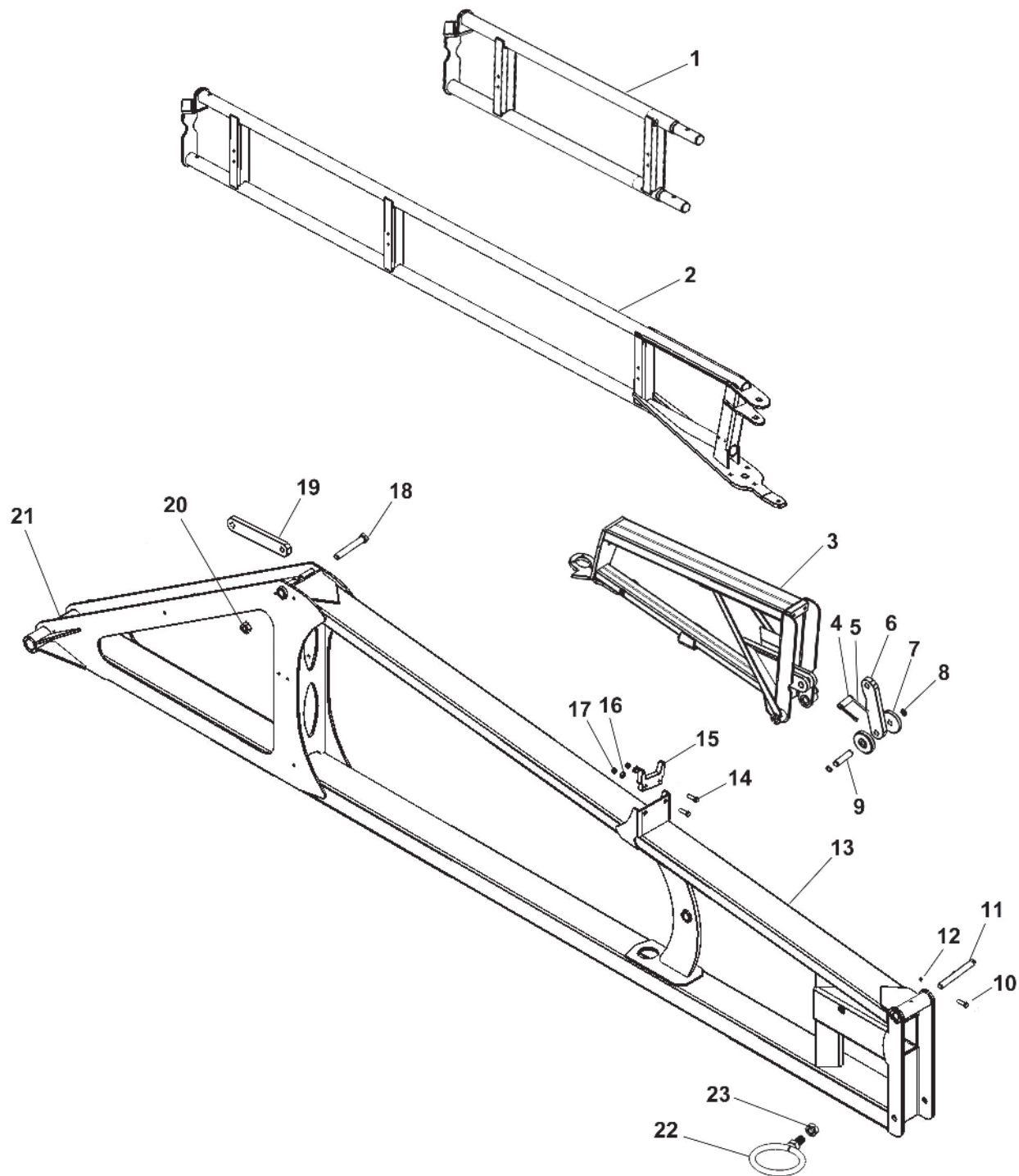
## Center Section





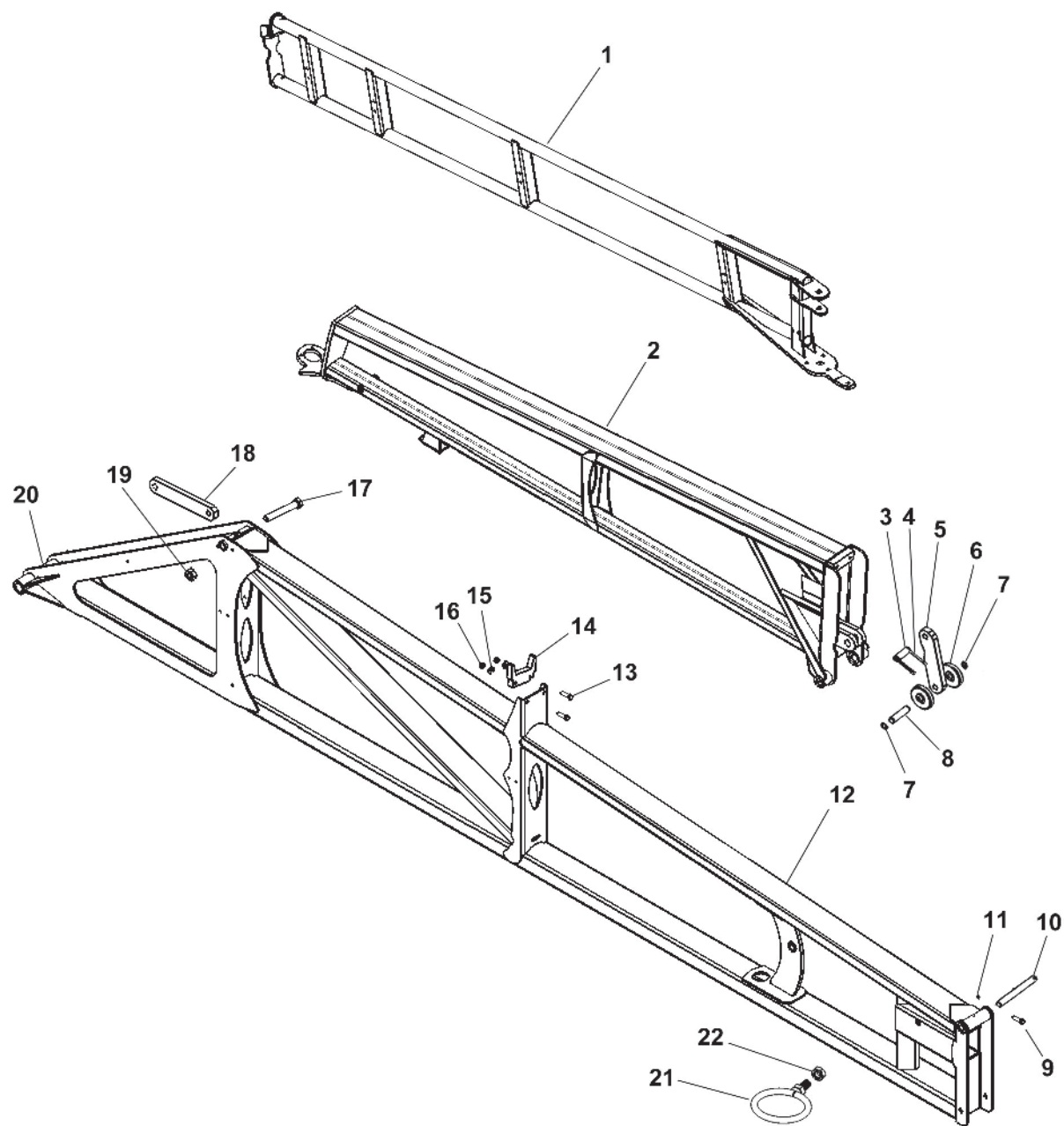


## WInGs - 60 & 66 ft Boom



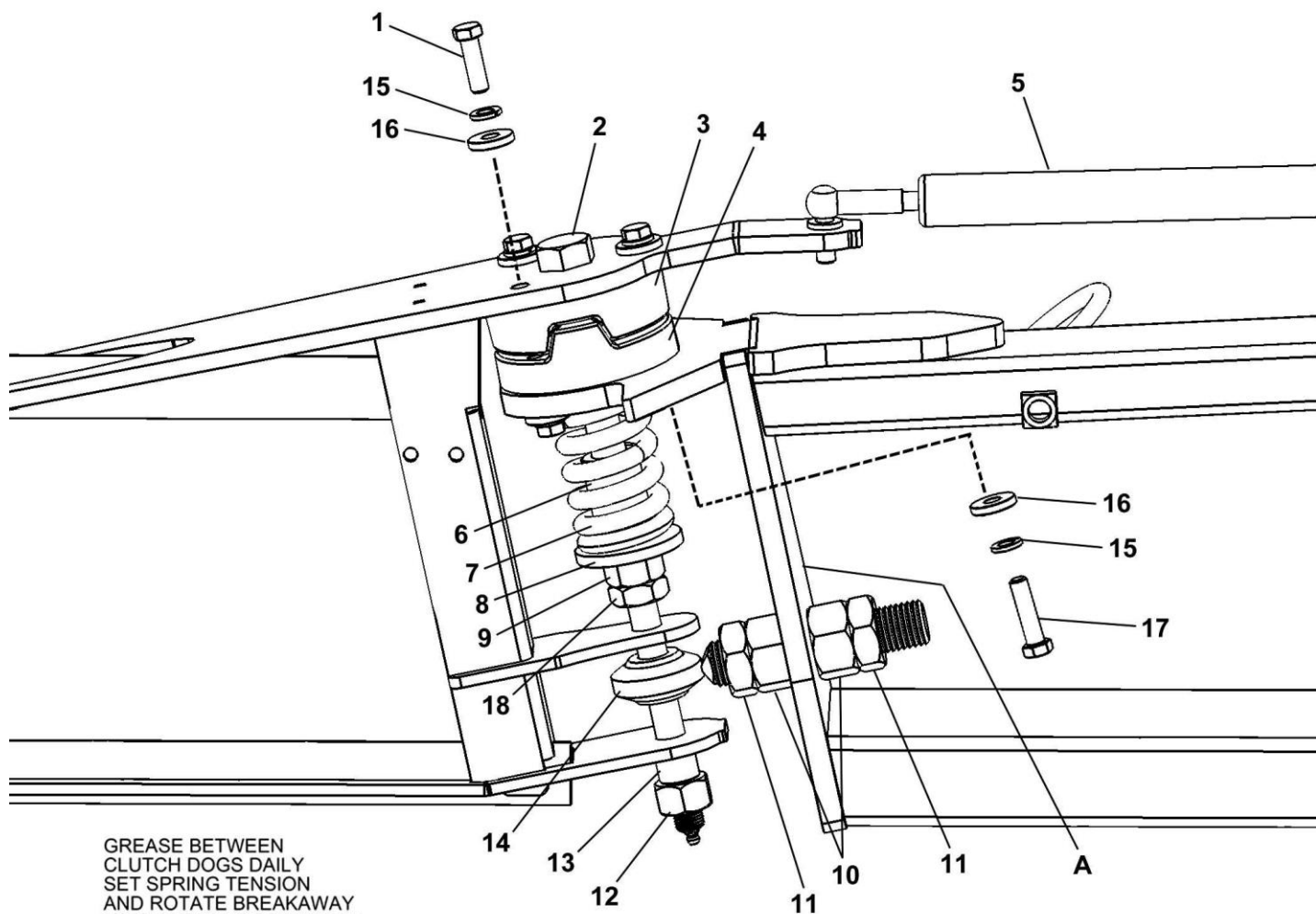


## WInGs - 80, 90 & 100 ft Boom

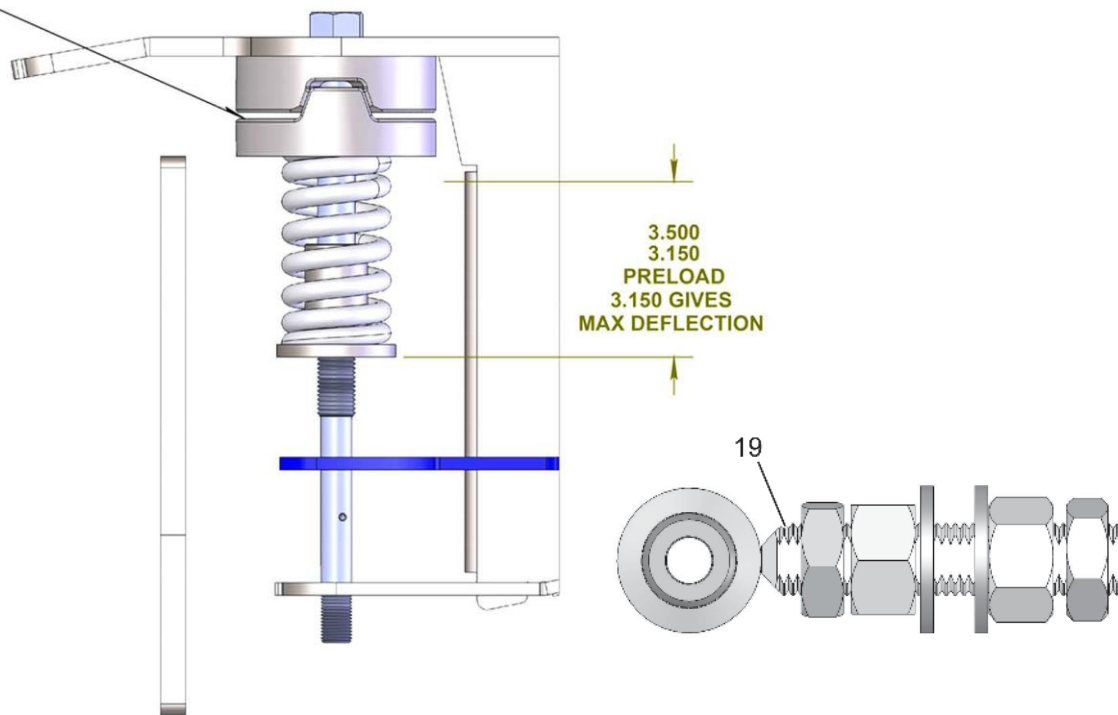




## BreakaWay Pivot

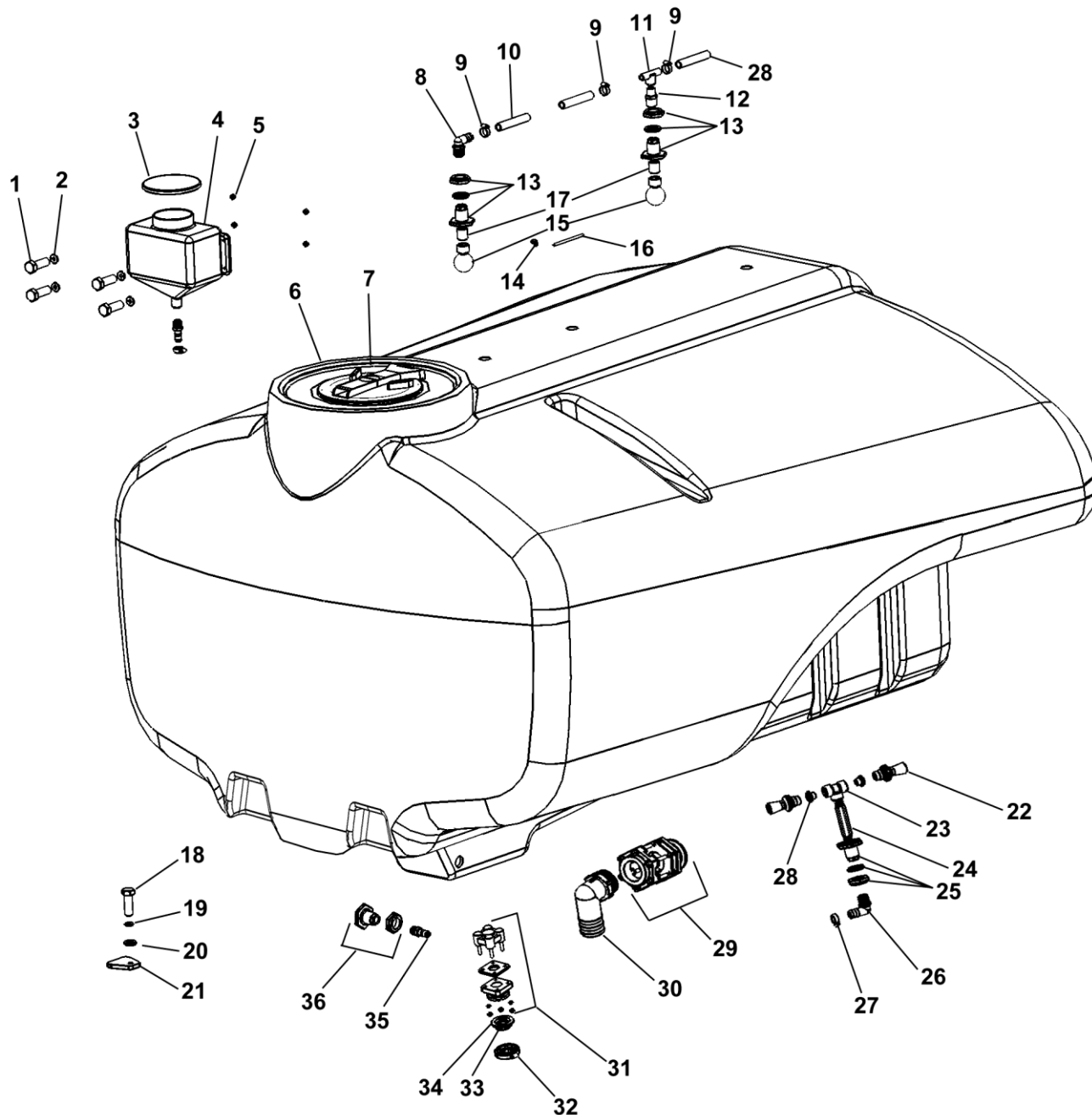


GREASE BETWEEN CLUTCH DOGS DAILY SET SPRING TENSION AND ROTATE BREAKAWAY TO GET GREASE BETWEEN SURFACES





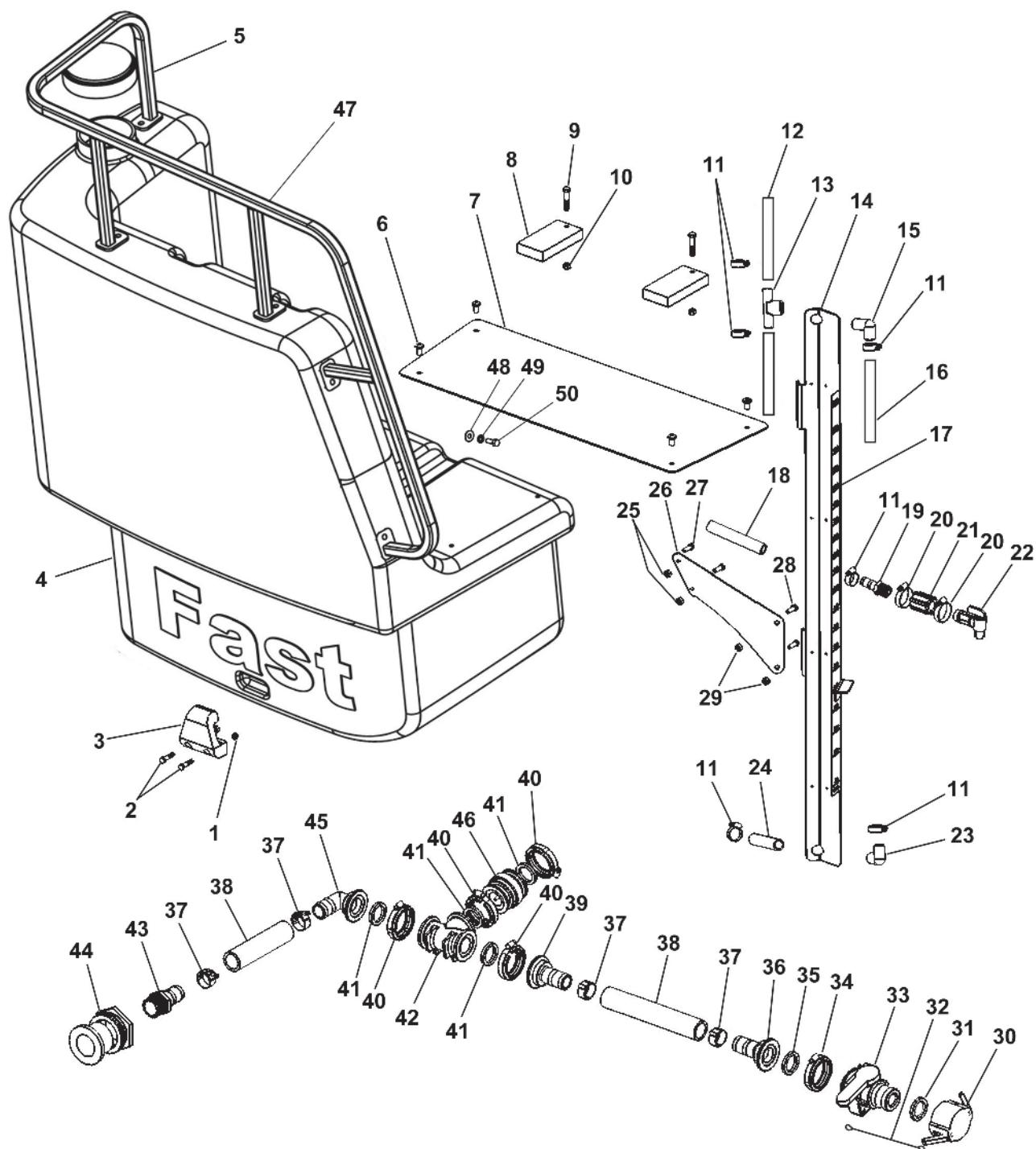
## tank assemBly







## Rinse tank, Plumbing & Sight Gauge

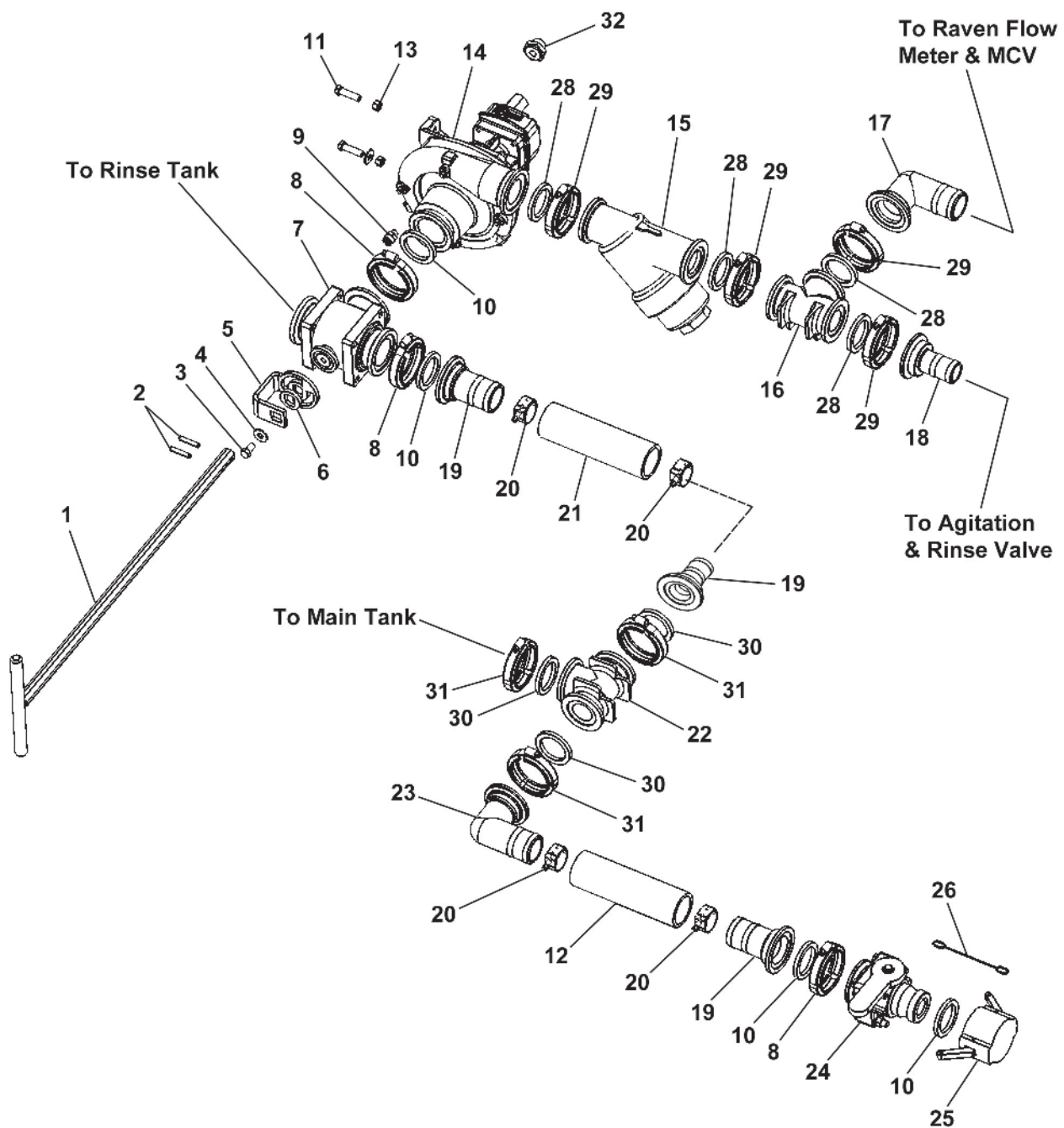


# 9500 Series Sprayers



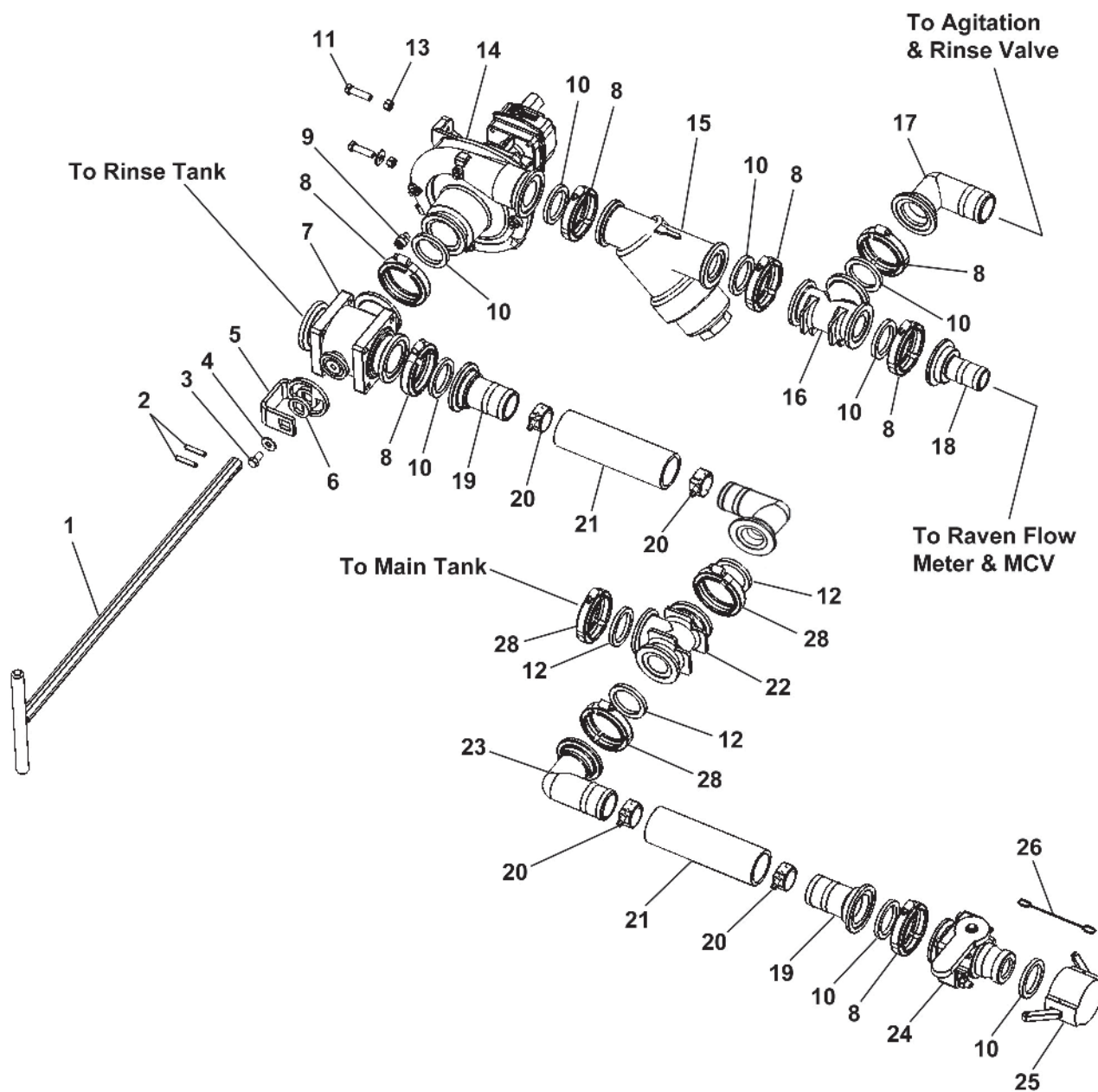
Item	Vendor Part #	Fast Part #	Description	Qty.
1		228	Nut HH 5/16" Nylock Zp	2
2		116	Bolt HH 5/16 X 1-1/2 GR5 Zp	2
3	10643	590022	Poly Rinse Tank Holddown	2
4	10602W	570003	Tank Rinse 100 Gallon White	1
	10602Y	570004	Tank Rinse 100 Gallon Yellow	1
5	AR-10522		5" Vented Lid	1
6		607	Bolt Truss Head 3/8 X 3/4 Zp	4
7		10612	Platform Top Safety Plate	1
8		10669	Poly Rinse Tank Holddown	2
9		130	Bolt HH 3/8 X 2 GR5 Zp	2
10		769	Nut HH 3/8" Whizlock Zp	2
11	64012	540013	Clamp Hose 3/4"	5
12	15017503	510008	Hose EVA 3/4"	6"
13	3T34F	530220	Tee Hose Barb X 3/4 NPTF	1
14		10921	Formed Sight Gauge Support 1000 Gallon	1
		10919	Formed Sight Gauge Support 1250 Gallon	1
15	3EL34	530210	Hose Barb Elbow 3/4"HB X 3/4"NPTM	1
16	15007008	510006	Hose Vinyl Clear 3/4" 1000 Gallon	66.5"
17	10820	800038	Decal Gallon 1800 Gallon Tank	1
NS	10821	800039	Decal Gallon 2400 Gallon Tank	1
18	15007008	510006	Hose Vinyl Clear 3/4"	40"
19	HB075	530230	Hose Barb 3/4"	1
20	64020H	540015	Clamp Hose 1-1/2"	2
21	CPLG075	530235	Coupling 3/4" Npt	1
22	DF-103	510022	Flo-Rite Faucet	1
23	3EL34HB	530214	Hose Barb 90°	1
24	15007008	510006	Hose Vinyl Clear 3/4"	58"
25		768	Nut HH 5/16 Whizlock Zp	2
26		10818	Sight Gauge Support Bracket	1
27		115	Bolt HH 5/16 X 1 GR5 Zp	2
28		152	Bolt HH 1/2 X 1 GR5 Zp	2
29		771	Nut HH 1/2" Whizlock	2
30	200CAP	530017	2" Cam Lock Cap W/530019 Gasket	1
31	200G	530019	Gasket 2" Standard Thickness	7
	200GXT		Gasket 2" Extra Thick	SP
32	HN-79.12	530179	Lanyard 12"	1
33	VSF200CF	500037	Valve Manifold X 2" Male Adapter	1
34	FC200	540001	Clamp Manifold 2" Standard Port	6
35	150G	530014	Gasket 2"	1
36	M150BRB	530079	Manifold 1-1/2" Hose Barb	2
37	TC-181	540006	Clamp T-Bolt 1-1/2"	4
38	12012800	510002	Fertilizer Solution Hose 1-1/2"	27"
39	M220150BRB	530100	Manifold 2" Full Port X 1-1/2 Hose Barb	1
40	FC220	540002	Clamp Manifold 2" Full Port	4
41	200G	530019	Gasket 2" Full Port	4
42	M220TEE	530097	Manifold Tee 2" Full Port	1
43	HB125-125	530045	Hose Barb 1-1/2 NPT X 1-1/2 Hose Barb	1
44	AR10918	570071	Bulkhead 1/14"	1
45	M220150BRB90	530100	Manifold Hose Barb Elbow 90°	1
46	CV220	500003	Manifold Check Valve	1
47		10638	Handrail Rise Tank	1
48		258	Washer Flat 3/8"	5
49		250	Washer Lock 3.8"	5
50		128	Bolt HH 3/8 x 1"	5

Quick fill & Pump feed - 60-66 ft Boom With a Ce 150-206 Pump



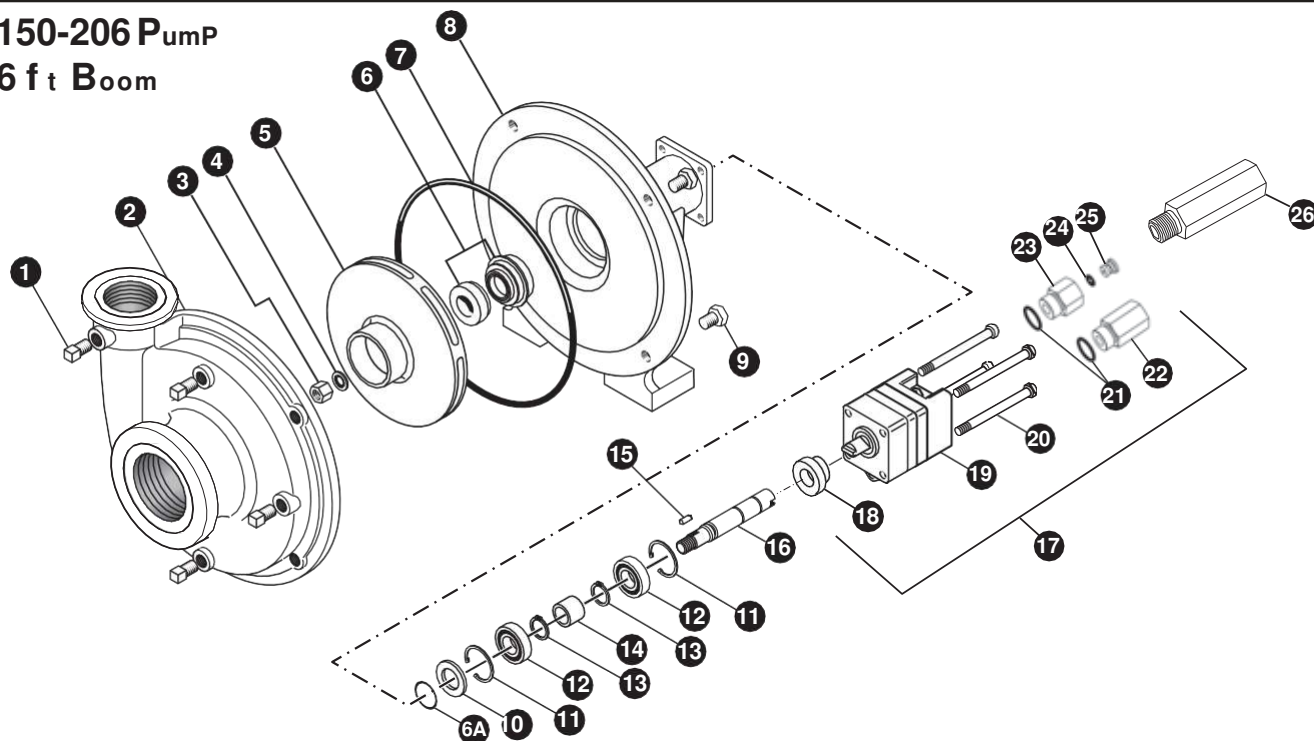


## Quick fill & Pump feed - 80-90-100 Boom With hyPro Pump





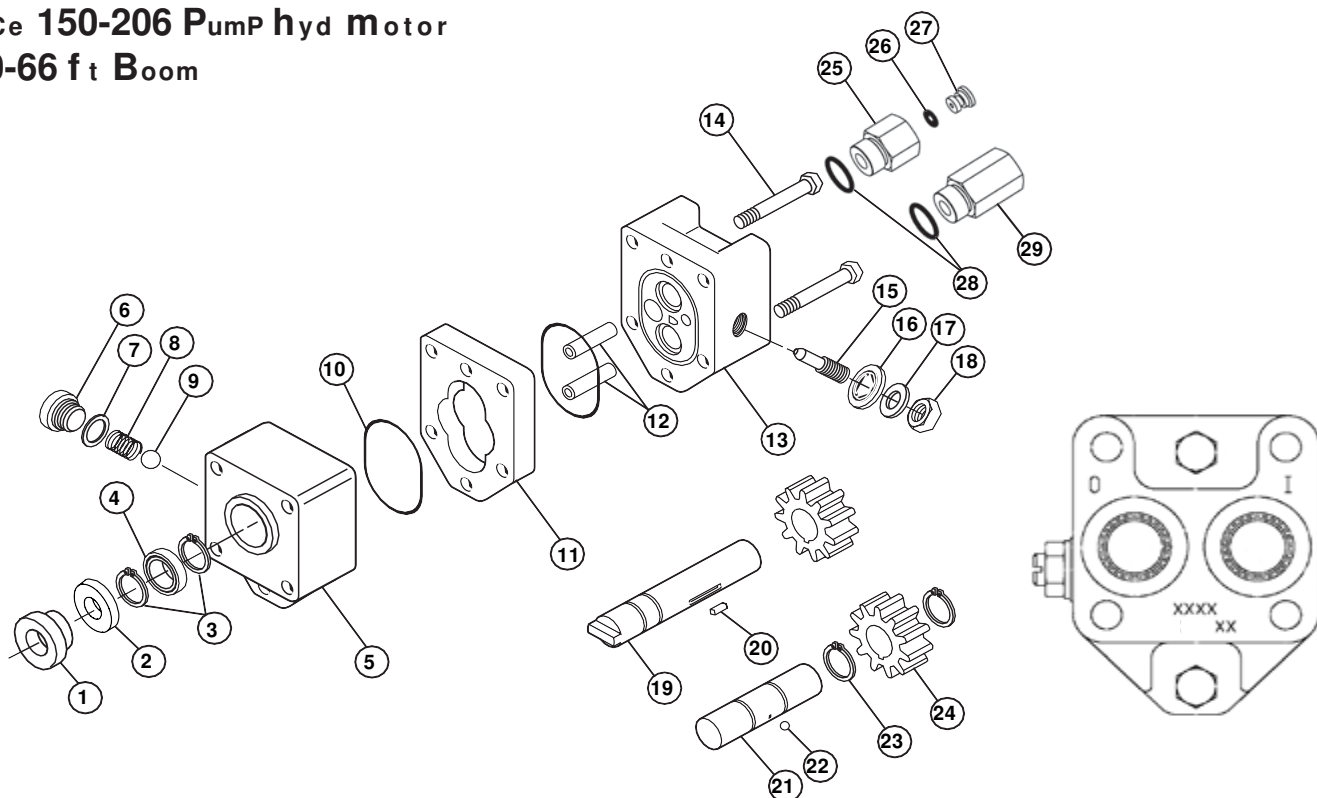
**ace 150-206 Pump**  
**60-66 ft Boom**



REF. #	PARTNUMBER	EDP #	DESCRIPTION	REQ.
1	BAC-53	41110	Pipe plug	4
1	41120	41120	Pipe plug, stainless steel (optional)	4
2	BAC-12-150-FLG	40257	Volute, cast iron, NPT & flanged (for 150F models)	1
2	BAC-12-150-SS	40249	Volute, 316 stainless steel, NPT & flanged (for 150FS models)	1
3	BAC-23-A	40391	Nut, 3/8" NF, cad plated	1
3	BAC-23-A-SS	40392	Nut, 3/8" NF, stainless steel (optional)	1
4 <sup>①②</sup>	BAC-24-HYD-SS	40400	Washer, 3/8" star, stainless steel	1
5	BAC-26-150-P	40446	Impeller, Valox, keyway	1
5	BAC-26-150-CI	40445	Impeller, cast iron, keyway (optional)	1
6 <sup>①</sup>	BAC-7V	40151	Seal, carbon/ceramic/Viton (includes 40160 O-Ring)	1
6 <sup>②</sup>	BAC-7SC	40152	Seal, silicon carbide/Viton (includes 40160 O-Ring) (optional)	1
6A <sup>①②</sup>	40160	40160	O-ring, shaft seal	1
7 <sup>①②</sup>	BAC-4-150	40015	O-ring, body seal	1
8	BAC-14-150-HYD	40305	Mounting frame, cast iron (for 150F models)	1
8	BAC-14-150-HYD-SS	40319	Mounting frame, 316 stainless steel (for 150FS models)	1
9	40950	40950	Cap screw, 3/8" NC x 3/4" hex head	4
9	40930	40930	Cap screw, 3/8" NC x 3/4" hex head, stainless steel (optional)	4
10	BAC-54	41130	Slinger	1
11	BAC-33	40810	Snap ring, internal, BAC-14 mounting frame	2
12	BAC-37	40870	Ball Bearing, sealed, BAC-6 shaft	2
13	BAC-32	40790	Snap ring, external, BAC-6 shaft	2
14	BAC-32-S	40795	Spacer for BAC-6 shaft	1
15	BACH-25	40420	Key, 1/8" x 1/8" x 1/2"	1
16	BAC-6-HYD-SS	40061	Shaft, 5/8" diameter, keyway and tang slot, stainless steel	1
17	BAC-75-HYD-206	41372	Hydraulic motor, 7 GPM (includes parts 18 - 25)	1
18	S200	40161	Seal support spacer for 200 Series HYD motor	1
19	BAC-75-HYD-206N	41397	Hydraulic motor, 7 GPM (motor only - no external fittings)	1
20	41255	41255	Cap screw, 5/16" N. C. x 3-3/4" socket head (for 206N motor)	4
21	41875	41875	O-ring, #8 SAE fitting	2
22	BAC-78-8SAE	41441	Reverse check valve, #8 SAE male x 1/2" NPT female	1
23	BAC-80-8SAE	41455	Adapter, restrictor body, #8 SAE male x 1/2" NPT female	1
24	41448	41448	O-ring, orifice insert	1
25	BAC-79-7	41456	Orifice, restrictor insert, .109 (206N)	1
26	LS-206N	41418	Flow limiting valve (206N), #8 SAE male x 1/2" NPT female	1
①	RK-FMC-150	52710	Repair kit for FMC-150 series pump	-
②	RK-FMCSC-150	52711	Repair kit for FMC-150 series with silicon carbide shaft seal	-
#	RK-BAC-75-HYD-L	41374	Repair kit for 200-L Series motor	-

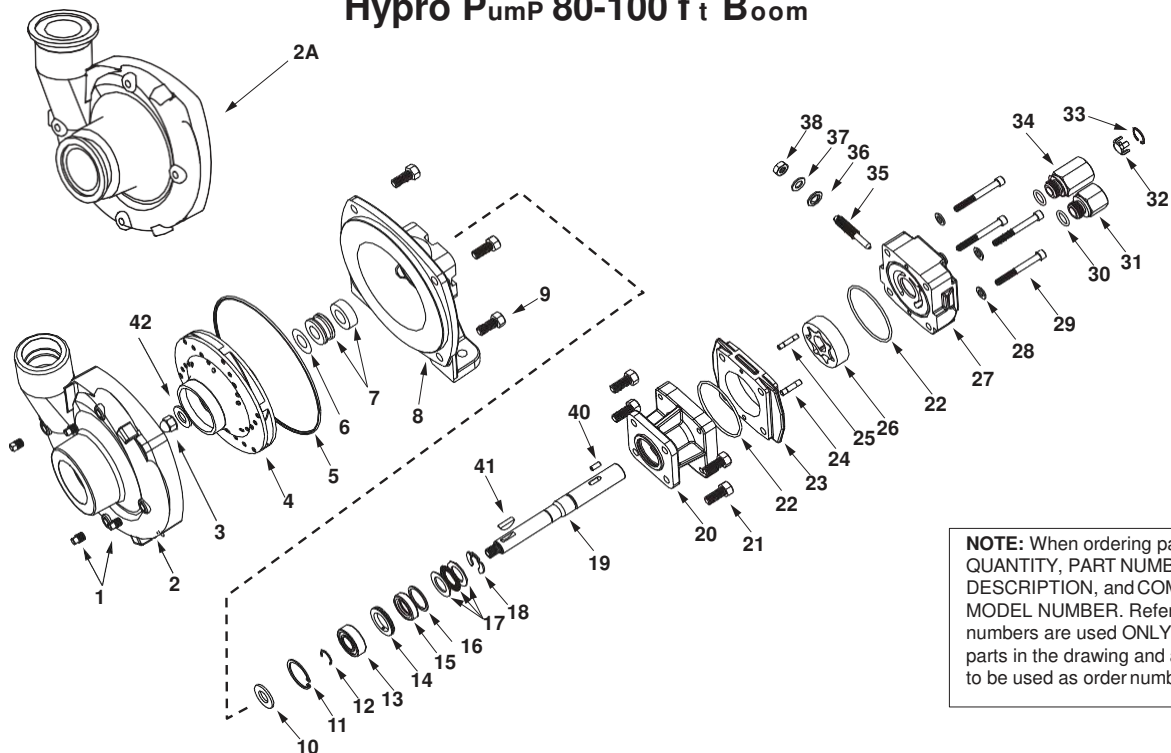


## ace 150-206 Pump hyd motor 60-66 ft Boom



REF. #	MODEL 204N	MODEL 206N	MODEL 210N	DESCRIPTION	REQUIRED
1*	S200	S200	S200	Seal support spacer	1
2*	40153	40153	40153	Seal cartridge	1
3	41941	41941	41941	Snap ring, bearing	2
4	41961	41961	41961	Ball bearing, 7/16" I.D.	1
5	41731	41731	41731	Drive plate	1
6	42041	42041	42041	Valve cap, coasting check	1
7*	42044	42044	42044	"O" ring, coasting check	1
8	42042	42042	42042	Spring, coasting check	1
9	42043	42043	42043	Ball, coasting check	1
10*	41850	41850	41850	"O" ring, housing seal	2
11	41720	41721	41725	Gear housing	1
12	41800	41801	41805	Dowel pin, housing	2
13	41742	41742	41742	End plate	1
14	41900	41900	41905	Cap screw, 1/4" N.C. hex head	2
15	42010	42010	42010	Adjusting screw, needle valve	1
16*	42030	42030	42030	Thread seal, 3/8", needle valve	1
17	42040	42040	42040	Washer, flat steel, needle valve	1
18	40960	40960	40960	Nut, 3/8" N.C. jam, needle valve	1
19	41761	41764	41766	Drive shaft	1
20	41920	41921	41925	Dowel pin, drive shaft	1
21	41970	41971	41975	Idler shaft	1
22	41990	41990	41990	Ball, idler shaft	1
23	41980	41980	41980	Retaining ring, idler gear	2
24	41750	41751	41755	Gear	2
25	41455	41455	41455	Adapter body, #8 SAE male x 1/2" NPT	1
26	41448	41448	41448	"O" ring, orifice insert (use with 41456 insert)	1
27	41457	41456	41456	Insert, restrictor orifice (use with 41455 body)	1
28	41875	41875	41875	"O" ring, #8 SAE male fitting	2
29	41441	41441	41441	Reverse check, #8 SAE male x 1/2" NPT	1
#	41374	41374	41374	Repair Kit, RK-BAC-75-HYD-L	--

## Hypro Pump 80-100 ft Boom



**NOTE:** When ordering parts, give QUANTITY, PART NUMBER, DESCRIPTION, and COMPLETE MODEL NUMBER. Reference numbers are used ONLY to identify parts in the drawing and are NOT to be used as order numbers.

### Repair Parts Kit No. 3430-0332

Contains: One mechanical seal (Ref. 7), one o-ring (Ref. 5) and one rubber gasket (Ref. 6).

### Silicon Carbide Seal Kit No. 3430-0589

Contains one each: mechanical seal (Ref. 7) and o-ring (Ref. 5).

### Hydraulic Motor Part Nos.

2500-0009C (HM1C Models)  
2500-0011C (HM3C Models)  
2500-0018C (HM5C Models)

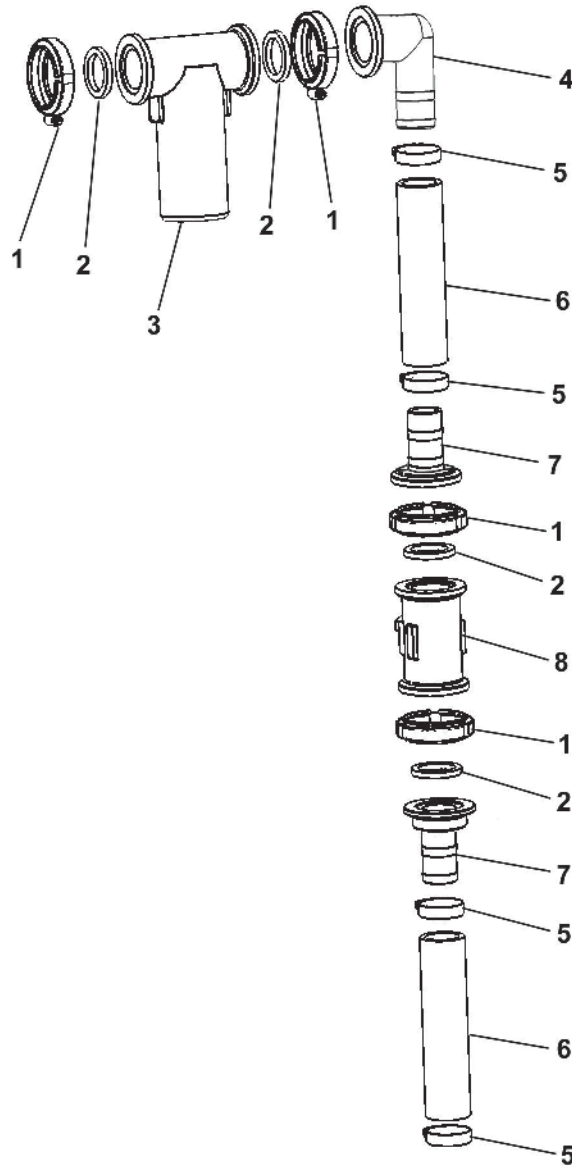
### Parts Kit No. 3430-0178

Contains: One each ball bearing (Ref. 13), motor shaft seal (Ref. 15), thread seal gasket (Ref. 36), and washer (Ref. 37); two each motor housing o-rings (Ref. 22), and port adapter o-rings (Ref. 30).

Ref. No.	Qty. Req'd.	Part No.	Description
1	4	2406-0007	Drain/Vent Plug
2	1	0154-9200C1	Pump Casing (Volute) (Includes stainless steel wear ring)
2	1	0151-9200C	Pump Casing (Volute) (Includes stainless steel wear ring) (9304C)
2A	1	0157-9200C	Pump Casing (Universal Flange)
3	1	2253-0002	Impeller Nut
4	1	0401-9200P2	Impeller (Nylon)
5	1	1720-0083	O-ring
6	1	1700-0100	Rubber Gasket
7	1	2120-0009	Mechanical Seal (Viton/Ceramic) (Std)
7	1	3430-0589	Mechanical Seal (Silicon Carbide) (Optional)
8	1	0750-9300C2	Mounting Flange
8	1	0750-9300C	Mounting Flange (9304C)
9	4	2210-0020	Hex Head Cap Screw
10	1	1410-0056	Slinger Ring
11	1	1820-0013	Retaining Ring
12	1	1810-0014	Snap Ring
13	1	2000-0010	Ball Bearing
14	1	1410-0073	Spacer
15	1	2104-0005	Shaft Seal
16	1	1410-0074	Seal Spacer
17	1	2029-0014	Thrust Bearing Assembly - Consists of: (1) Thrust Bearing & (2) Thrust Brg. Races
18	1	1810-0026	Snap Ring
19	1	0510-2500	Shaft (HM3C Model) 7-1/2" long
19	1	0511-2501	Shaft (HM1C & HM5C Models) 7" long
20	1	0151-2500C	Motor Body (Includes Main Bearing)
21	4	2210-0005	Hex Head Cap Screw

Ref. No.	Qty. Req'd.	Part No.	Description
22	2	1720-0110	O-ring
23	1	0700-2500C1	Gerotor Housing (HM1C Model) 1/2" wide
23	1	0702-2500C1	Gerotor Housing (HM3C Model) 1" wide
23	1	0704-2500C1	Gerotor Housing (HM5C Model) 5/8" wide
24	1	1600-0052	Dowel Pin (HM3C Models)
24	1	1600-0044	Dowel Pin (HM1C and HM5C Models)
25	1	1600-0068	Dowel Pin (HM3C Model)
25	1	1600-0037	Dowel Pin (HM1C and HM5C Models)
26	1	3900-0022	Gerotor (HM1C Model)
26	1	3900-0024	Gerotor (HM3C Model)
26	1	3900-0048	Gerotor (HM5C Model)
27	1	0251-2500C2	Motor End Plate (Includes Main Bearing)
28	4	2270-0039	Washer
29	4	2220-0044	Cap Screw (HM3C)
29	4	2220-0021	Cap Screw (HM1C)
29	4	2220-0032	Cap Screw (HM5C)
30	2	1720-0108	O-ring
31	1	3360-0021	Pressure Port Adapter
32	1	3260-0068	Poppet
33	1	1820-0038	Retaining Ring
34	1	3320-0049	Tank Port Adapter
35	1	3220-0029	Bypass Adjusting Screw
36	1	1700-0047	Gasket
37	1	2270-0027	Washer
38	1	2250-0038	Lock Nut
40	1	1610-0055	Roll Pin (HM3C Models)
40	1	1610-0031	Roll Pin (HM1C and HM5C Models)
41	1	1610-0012	Woodruff Key
42	1	2270-0071	Washer

## raven flow Controls



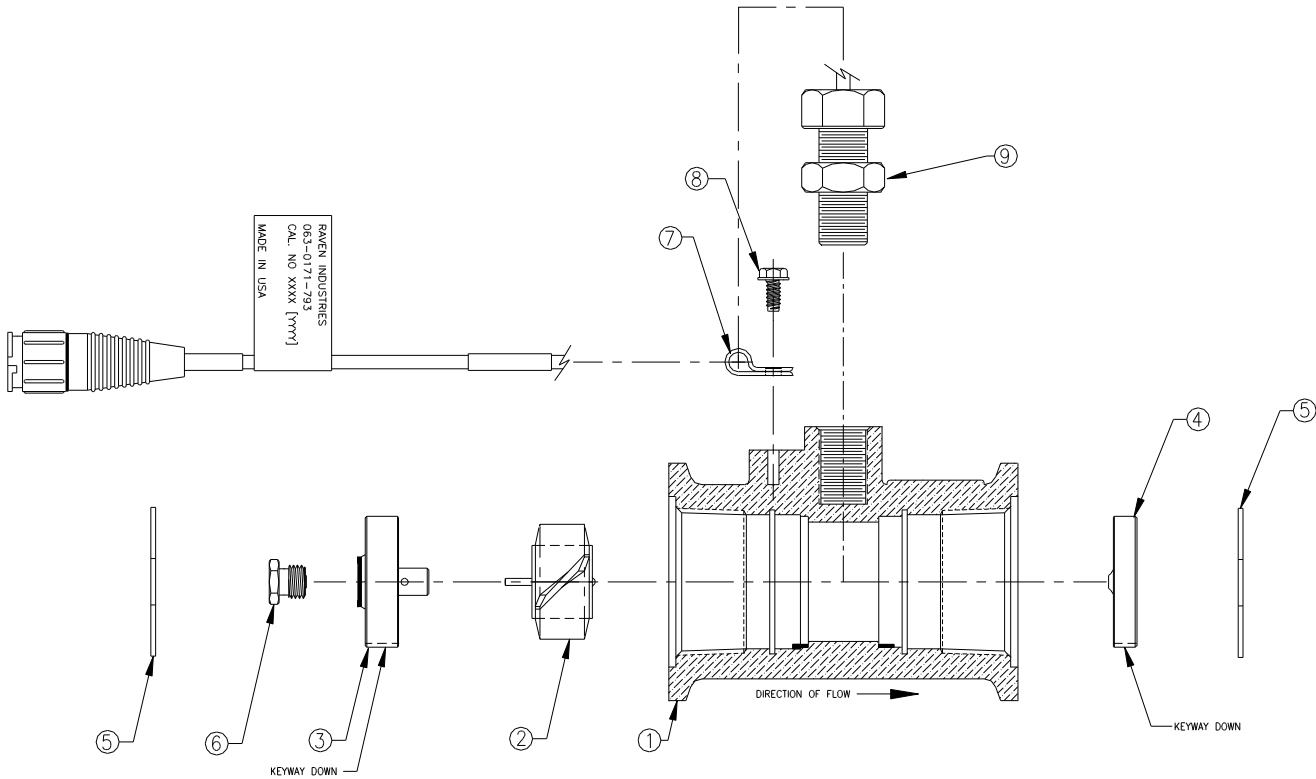
Item	Vendor Part #	Fast Part #	Description	Qty.	60 Ft.	80-90 Ft.	100 Ft.
1	FC200	530002	Manifold Clamp 2" Full Port	4			
2	150G	530014	Gasket 2" Port	4			
3	063-0171-894	631805	Raven Motorized Control	1			
4	M200150BRB90	530080	Manifold Elbow 2" Full Port x 1.5" Hose Barb	1			
5	64024H	540016	Clamp Stainless Steel 1-1/2"	4			
6	BS-1-1/2BH200	510014	Hose EDPM 1-1/2"	AR			
7	M200150BRB	530100	Manifold Hose Barb 2" x 1.5" Hose Barb	2			
8	063-0171-0793	631804	Raven Flow Meter	1			

Raven flowmeter

## RFM 60 P FLOWMETER REPLACEMENT PARTS

063-0171-793

ITEM	DESCRIPTION	RAVEN PART #
1	Body, RFM 60 P Flowmeter	106-0159-514
2	Rotor/Magnet Assembly	063-0171-673
3	Hub/Bearing Assy, Upstream	063-0171-674
4	Hub assembly, Downstream	063-0171-769
5	Ring, Retaining, Internal	335-0000-278
6	Stud Bearing	063-0159-570
7	Clamp, Cable	435-3002-017
8	Screw, Thread Forming	310-0002-137
9	Sensor, assembly, External	063-0171-669



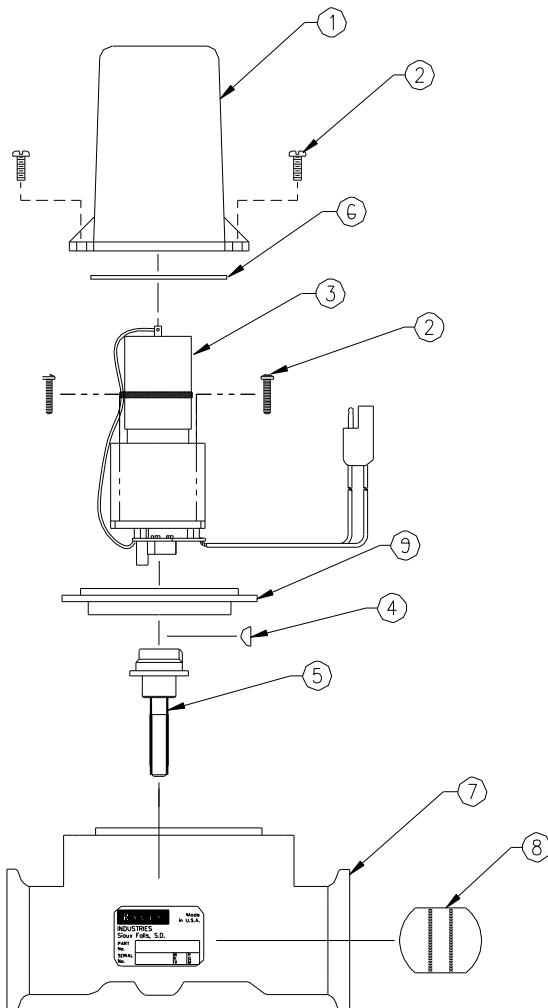
## Raven Control Valve

# 1 1/2" POLY CONTROL VALVE REPLACEMENT PARTS

063-0171-894

ITEM	DESCRIPTION	RAVEN PART #
1	Valve Cover	106-0159-407
2	#6-32 x 3/4" Lg. Screw	321-0000-256
3	Motor Assembly	063-0159-409
4	Woodruff Key	321-0000-062
5	Coupler Shaft Assembly (1 1/2" Valve)	063-0171-893
6	Seal Tetraseal	219-0000-020
7	Valve Body Assembly (1 1/2" Valve)	063-0171-892
8	Butterfly (1 1/2" Valve)	106-0159-414
9	Isolation Flange Assembly	063-0159-457
10	*Iso-Body Kit (1 1/2" Valve) (Not Shown)	117-0159-739
11	*Polarity Reversal Jumper (Not Shown)	115-0159-415
12	Loctite RC-609 (Not Furnished)	222-1001-050

**\*NOT SUPPLIED WITH STANDARD UNIT**



When servicing Valve:

Replace valve body with iso-body kit (item 10) if valve has been leaking internally.

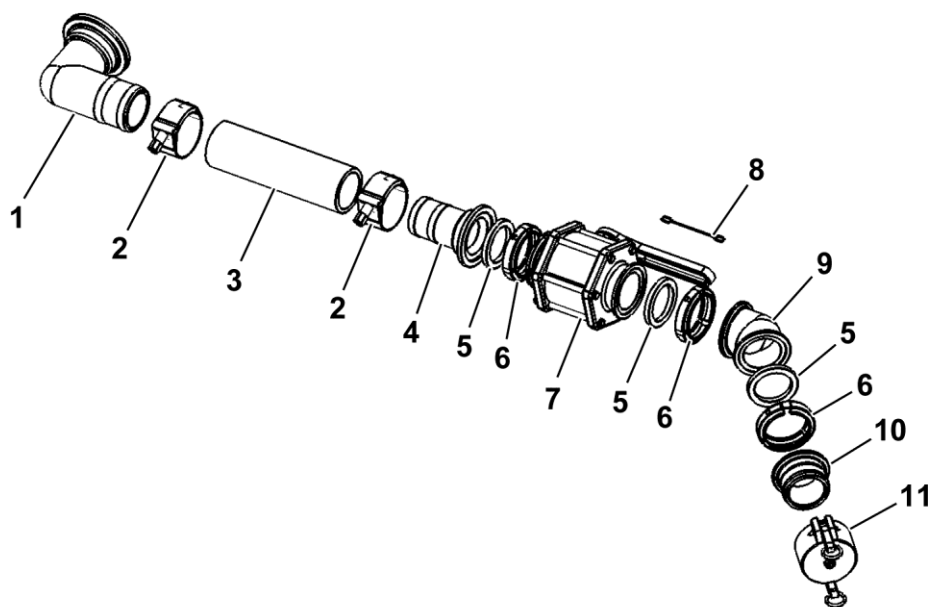
Replace motor assembly if the motor will not run.

Before reassembling valve, remove the coupler shaft from the valve body. Apply Loctite (item 12) to coupler shaft and woodruff key. Place the coupler shaft (item 5) and the woodruff key (item 4) onto the motor shaft. Plug motor into the valve connector coming from Sprayer Control Console. Check that the motor rotates in both directions. Motor must stop when coupler shaft CAM releases printed circuit board button.

When reassembling valve, grease both sealing surfaces of coupler shaft. Insert coupler shaft into iso-flange and be sure seal properly seats on shaft. Install motor on valve body and apply silicon sealant to mounting holes. Reassemble remaining items as shown in parts diagram.

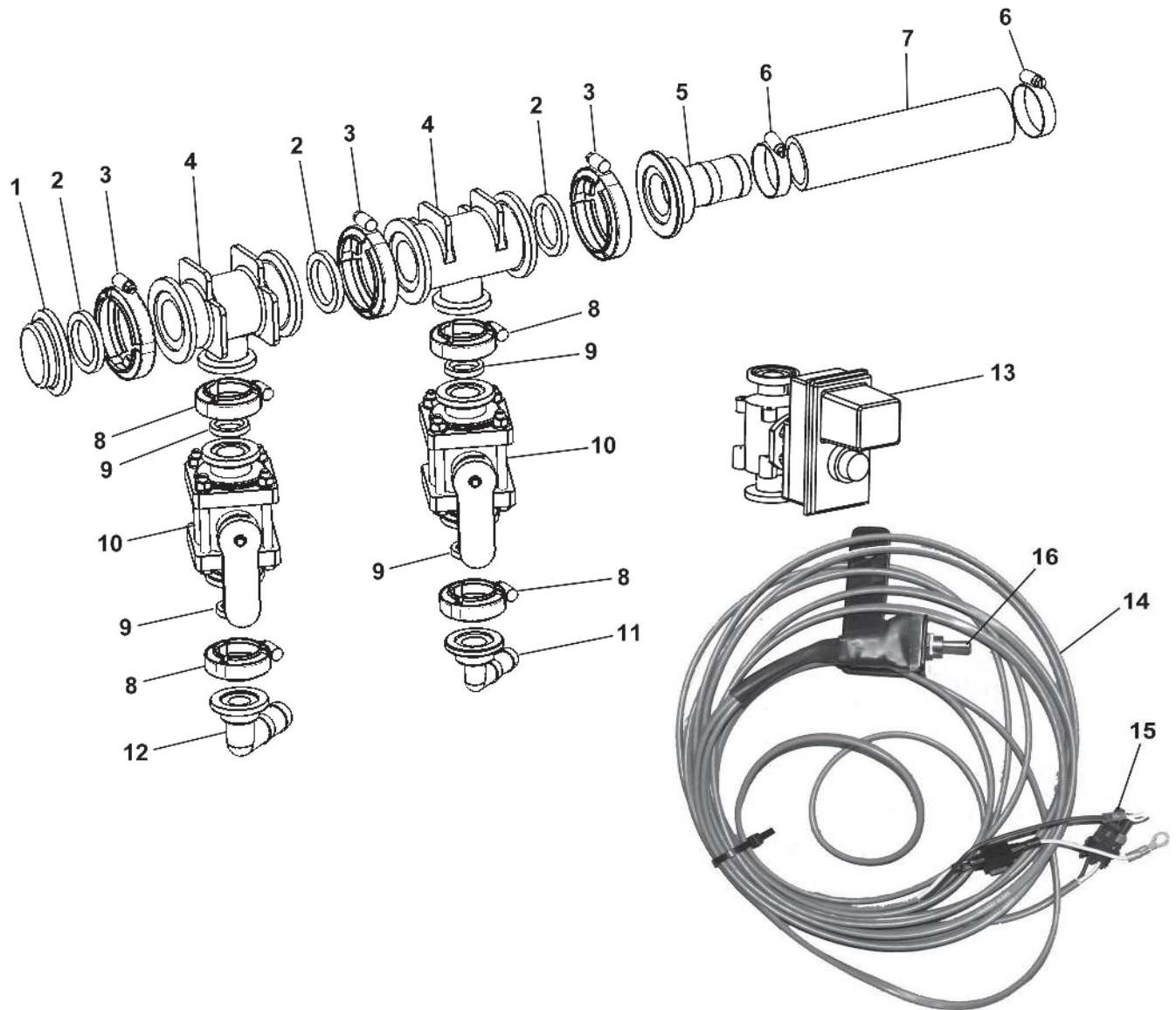
**RAVEN INDUSTRIES, INC.**

## Quick Fill - Optional 3 Inch



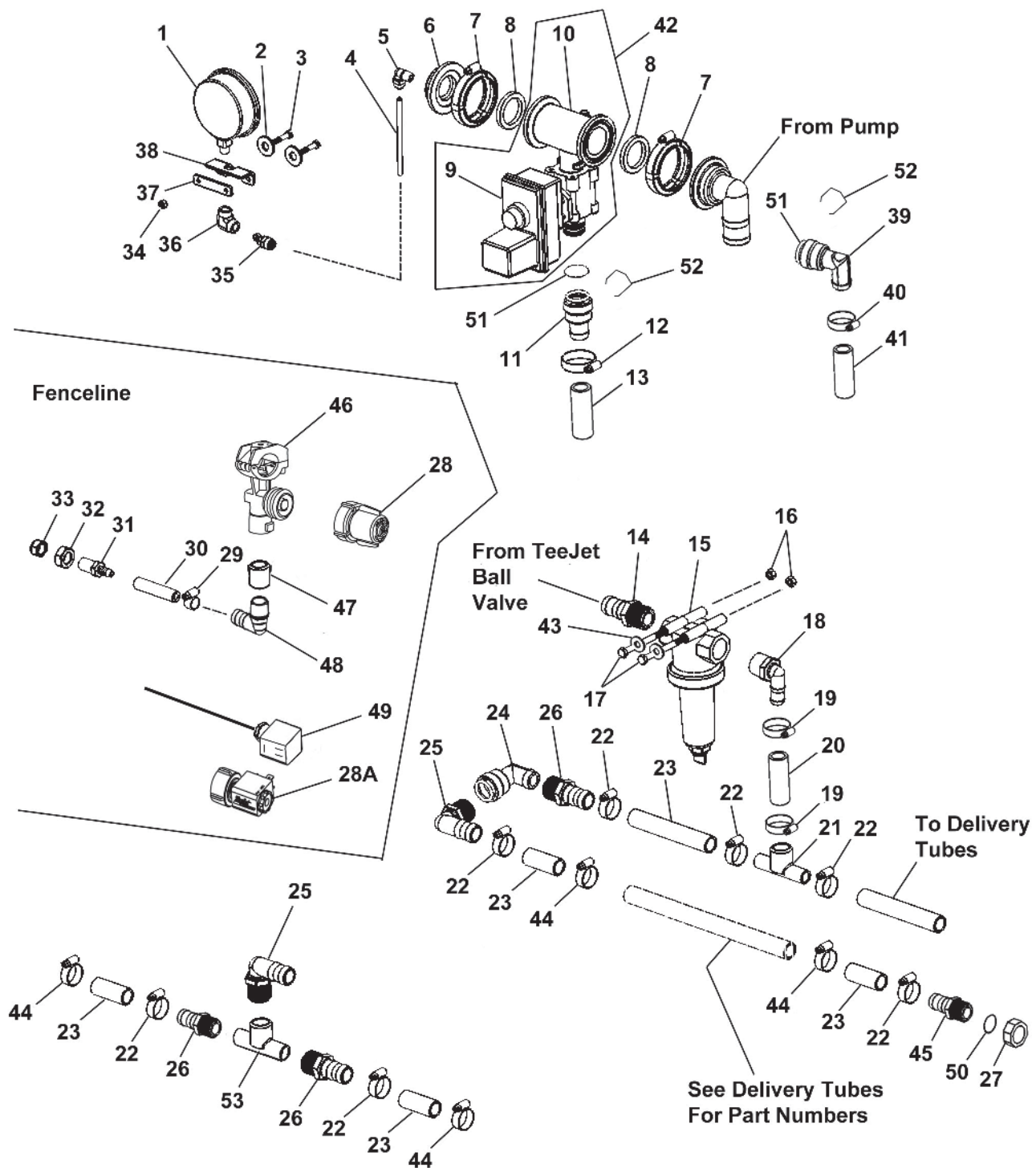
Item	Vendor Part #	Fast Part #	Description	Qty.	60 Ft.	80-90 Ft.	100 Ft.
1	M300BRB90	530114	3" Flange x 3" HB-90 Deg	1			
2	TC-343	540009	Clamp 3" T-Bolt Hose 3.43 MM	2			
3	12012810	510004	Hose 3" Fertilizer	1			
4	M300BRR	530113	3" Flange x 3" Hose Barb	1			
5	300G	530024	3" EPDM Gasket	3			
6	FC300	540003	Clamp 3" Worm Screw	3			
7	M300FP	500012	Valve 3" FPT x 3" Port Poly	1			
8	79-12	530179	Cable Lanyard	1			
9	M300CPG45	530234	3" Manifold CPIG x 45 Deg	1			
10	M300A	530233	Adapter, 3" Male x 3" Male THD	1			
11	300CAP	530023	3" Cap	1			

## agitation & Rinse Control



Item	Vendor Part #	Fast Part #	Description	Qty.	60 Ft.	80-90 Ft.	100 Ft.
1	M200PLG	530093	Manifold Plug 2"	1			
2	150G	530014	Gasket	3			
3	FC200	540001	Manifold Clamp	3			
4	M200100TEE	530075	Manifold Tee 2 X 1"	2			
5	M200150BRB	530079	Manifold Hose Barb 1-1/2"	1			
6	64024H	540016	Clamp Hose 1-1/2"	2			
7	1-1/2 EDPM	510014	Hose Spray 1-1/2 Goodyear	4'			
8	FC100	540000	Manifold Clamp 1"	4			
9	M100G	530068	Gasket 1"	4			
10	MV100CF	500005	Manifold Valve 1"	2			
11	M100075BRB90	530060	Manifold Elbow 1" X 3/4" HB To Rinse Balls	1			
12	M100BRB90	530061	Manifold Elbow 1" HB To Agitation	1			
13	PL344BR-24-CEC	500001	Valve Ball Electric Agitation (Optional)	2			
14		90SAEASA	Control Harness Electric Agitation	1			
15		560021	Fuse 15 Amp	1			
16		560043	Switch	1			

## Boom PlumBlNG



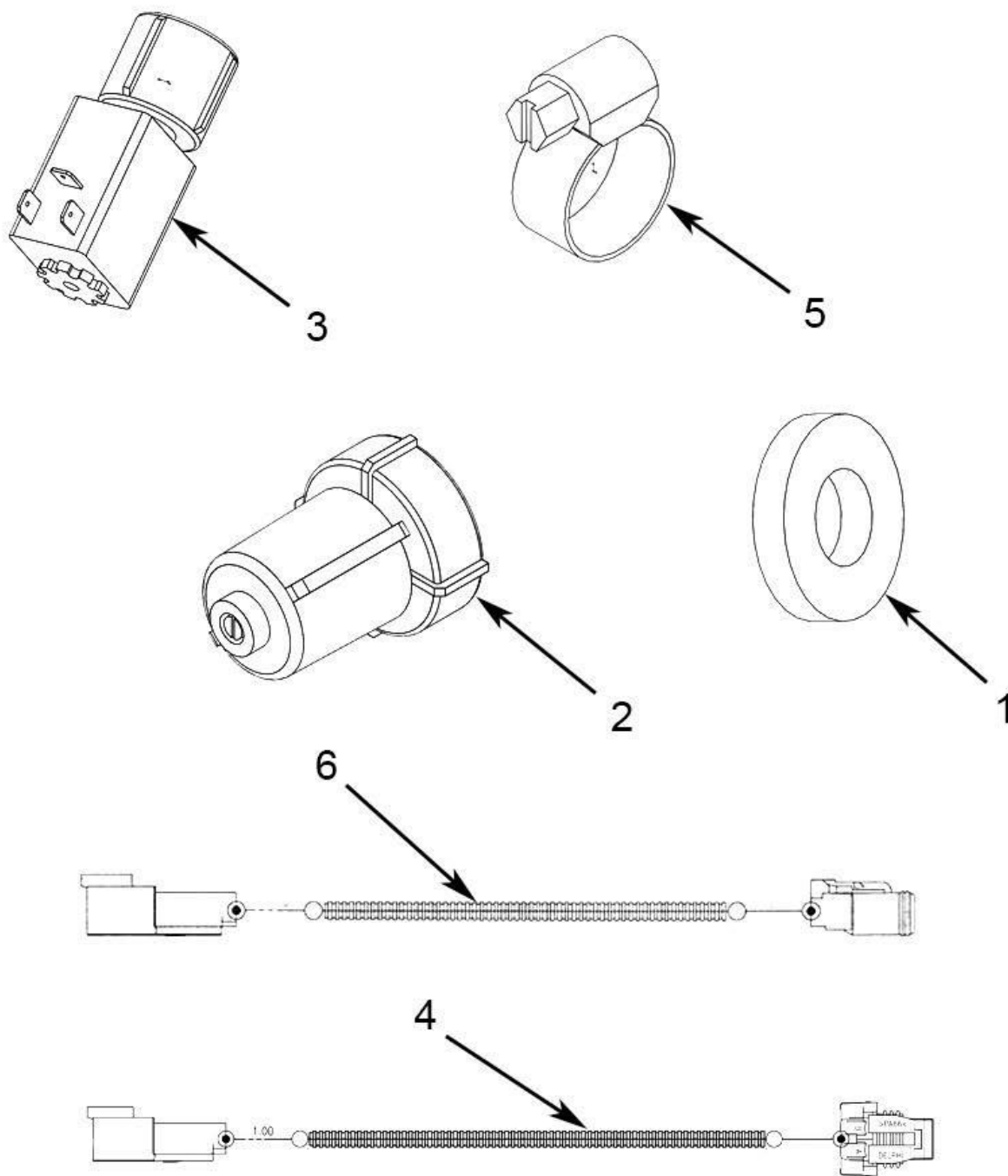


## 9500 Series Sprayers



Item	Vendor Part #	Fast Part #	Description	Qty.
1	4154-GXX-160	790020	Pressure Gauge 0-160 psi	1
2		256	Washer Flat 1/4" Zp	2
3		103	Bolt HH 1/4 X 1-1/2 GR5 Zp	2
4	2T20-003	510023	Tubing Poly 1/4" OD	AR
5	44103211	530004	Q-Lock Connector Elbow 1/4" MPT x 1/4" Hose	1
6	M200PLG025	530094	Manifold Plug 2" X 1/4" Port	1
7	FC200	540001	Manifold Clamp 2" Std	AR
8	150G	530014	Manifold Gasket 2"	AR
9		500027	VALVE 450BEC MANIFOLD (NARROW) (NON-FLOWBACK)	AR
9	50516-6	500029	VALVE 450BEC MANIFOLD (WIDE) (FLOWBACK)	AR
10	56609-2-F		Valve Sub-Assembly	AR
11	45529-1"	530190	Quick Connector Sub/Asb	AR
12	64016H	540014	Hose Clamp 1"	AR
13	1BH200	510016	Hose Spray EDPM 1" ID	AR
14	HB100	530041	Hose Barb 1" MPT X 1" HB	AR
15	LST100-50	530057	Strainer Line 50 Mesh Screen	AR
16		236	Nut HH 5/16" CL Zp	AR
17		120	Bolt HH 5/16 X 3-1/2 GR5 Zp	AR
18	HB100-90	530044	Hose Barb Elbow 1" MPT X 1" Hose	AR
19	64016H	540014	Hose Clamp 1"	AR
20	1BH100	510016	Hose Spray EDPM 1" ID	AR
21	HB100	530056	Hose Barb 1" x 1" Tee	AR
22	64016H	540014	Hose Clamp 1"	AR
23	1BH200	510016	Hose Spray EDPM 1" ID	AR
24	EL100-90	530310	Elbow 1" FPT	AR
25	HB100-90	530044	Hose Barb Elbow 1" MPT X 1" Hose	AR
26	HB100	530041	Hose Barb 1" MPT X 1" HB	AR
27	V13N34	530245	Cap 1" FPT	AR
28	58140	520037	Fenceline Nozzle Body, Manually Controlled	AR
28A	55280-1	520038	Fenceline Nozzle Body, Electrically Controlled	AR
29	345-005	540032	Hose Clamp 3/8"	2
30	3/8BH200	510020	Hose Spray EDPM 3/8"	AR
31	1338D	530306	Fenceline Nozzle Body	2
32	3B12		Nozzle Body Nut	2
33	CP8027-NYB	520019	Nozzle Tip Nut	2
34		227	Nut HH 1/4" Nylock ZP	2
35	44103206	530001	Q-LOCK Connector 1/4" MPT x 1/4" Hose	1
36	5504-04-04-SS	610006	Elbow 1/4" NPT Stainless Steel	1
37		11758	Gauge Bracket	1
38		11786	Gauge Strap	1
39	45529-90-1	530190	Elbow 3/4" Return To Tank	1
40	64012H	540013	Clamp 3/4"	1
41	BS-3/4 BH200	510019	Hose 3/4"	1
42		520027	VALVE 450BEC MANIFOLD (NARROW) (NON-FLOWBACK) (Items 9 & 10)	AR
42	54608-15-450BEC3	500029	VALVE 450BEC MANIFOLD (WIDE) (FLOWBACK) (Items 9 & 10)	AR
43		257	5/16" Washer	AR
44	TC-130	540037	T-Bolt Clamp	AR
45	D34100	530225	Hose Barb	AR
46	QJ17560A-25M	520030	Body Single	AR
47	Q54676-1/4-NYR	530248	Adapter	AR
48	3EL14628	530209	1/4 x 3/8" Barb 90°	AR
49	58480-2	520038	Cable Chem Saver Electric Option	AR
50	W806V	530227	Cap Gasket	AR
51	CP7717-3-912-VI	530198	O-Ring	AR
52	CP37166-1-302SS	530193	Retaining Clip	AR
53	BJTEE100FP	530147	Tee 1" NPT	AR

## Fence Row Option





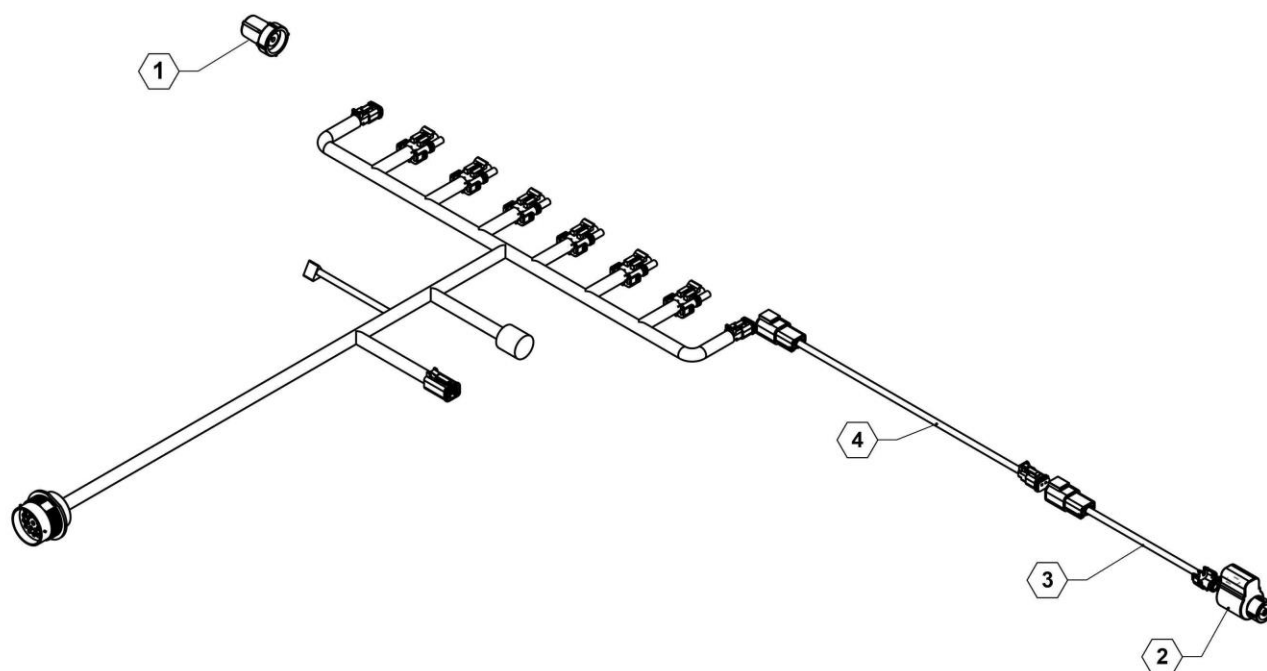
## 9500 Series Sprayers

### Fence Row Option

ITEM	PART NO.	QTY.	DESCRIPTION
1	520016	2	NOZZLE SEAT WASHER, RUBBER
2	520037	2	NOZZLE MANUAL CHEM SAVER
3	520038	2	NOZZLE ELECTRIC CHEM SAVER
4	632044	2	CABLE ADAPTER 2P DT TO 2P 6"
5	540032	4	CLAMP, HOSE 5/16"
6	632054	2	55' FENCE ROW CABLE

## Single Fence Line, Display Control

NOTE:  
1. FOR USE WITH RAVEN RCM AND JD RC2000





## 9500 Series Sprayers

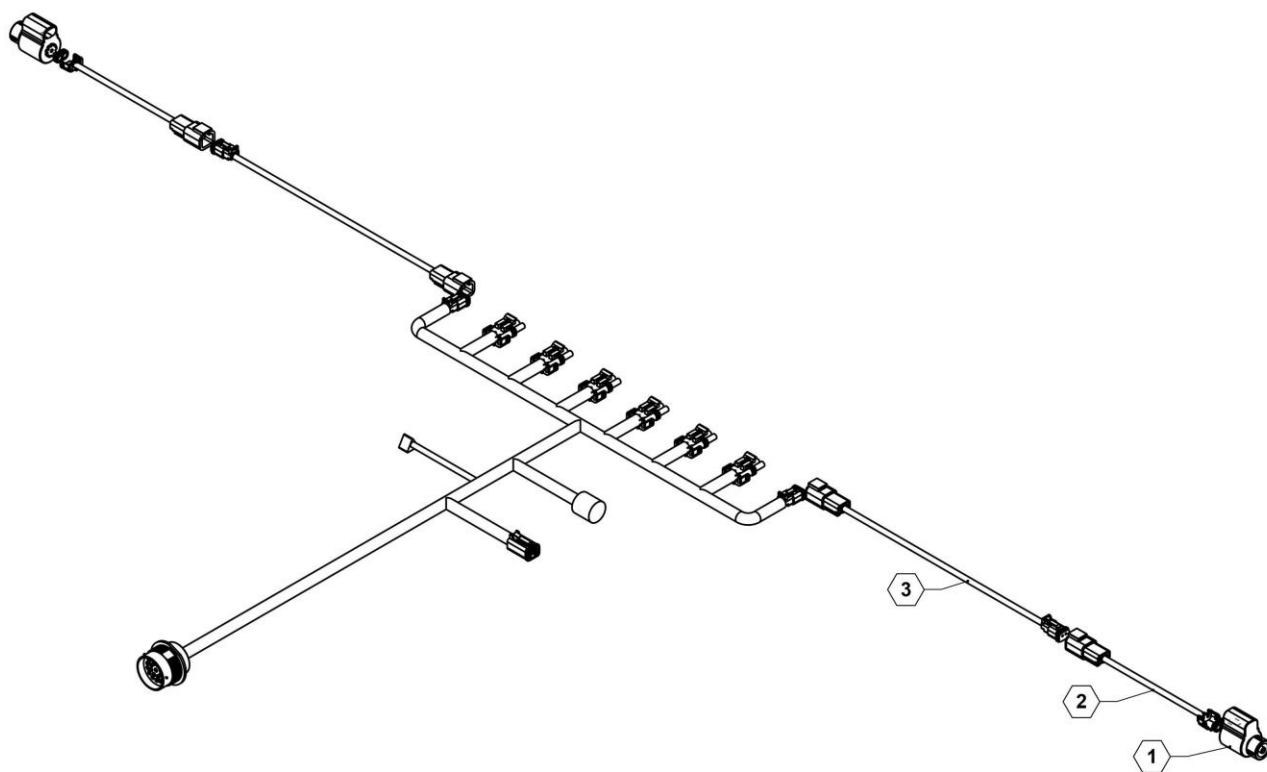
Single Fence Line, Display Control

ITEM	PART NO.	QTY.	DESCRIPTION
1	520037	1	VALVE, MANUAL CHEMSAVER
2	520038	1	VALVE, ELECTRIC CHEMSAVER
3	632044	1	FENCEROW ADAPTER CABLE, 6"
4	632054	1	FENCEROW CABLE, 55'

## Dual Fence Line, Display Control

NOTE:

1. FOR USE WITH RAVEN RCM AND JD RC2000





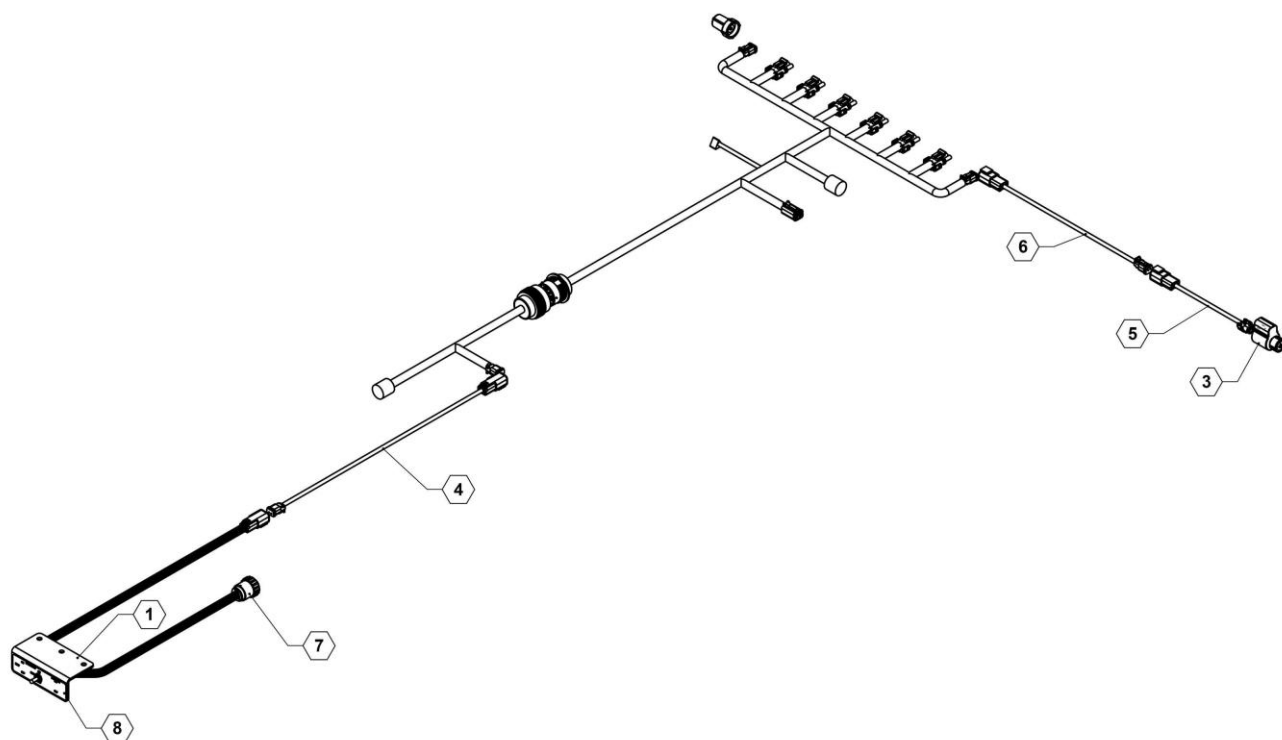
## 9500 Series Sprayers

Dual Fence Line, Display Control

ITEM	PART NO.	QTY.	DESCRIPTION
1	520038	2	VALVE, ELECTRIC CHEMSAVER
2	632044	2	FENCEROW ADAPTER CABLE, 6"
3	632054	2	FENCEROW CABLE, 55'

## Single Fence Line, Toggle Switch Control

NOTE:  
1. FOR USE WITH RAVEN 450, JD GREENSTAR & OTHER 16 & 37 PIN CABLING CONTROLLERS







## 9500 Series Sprayers

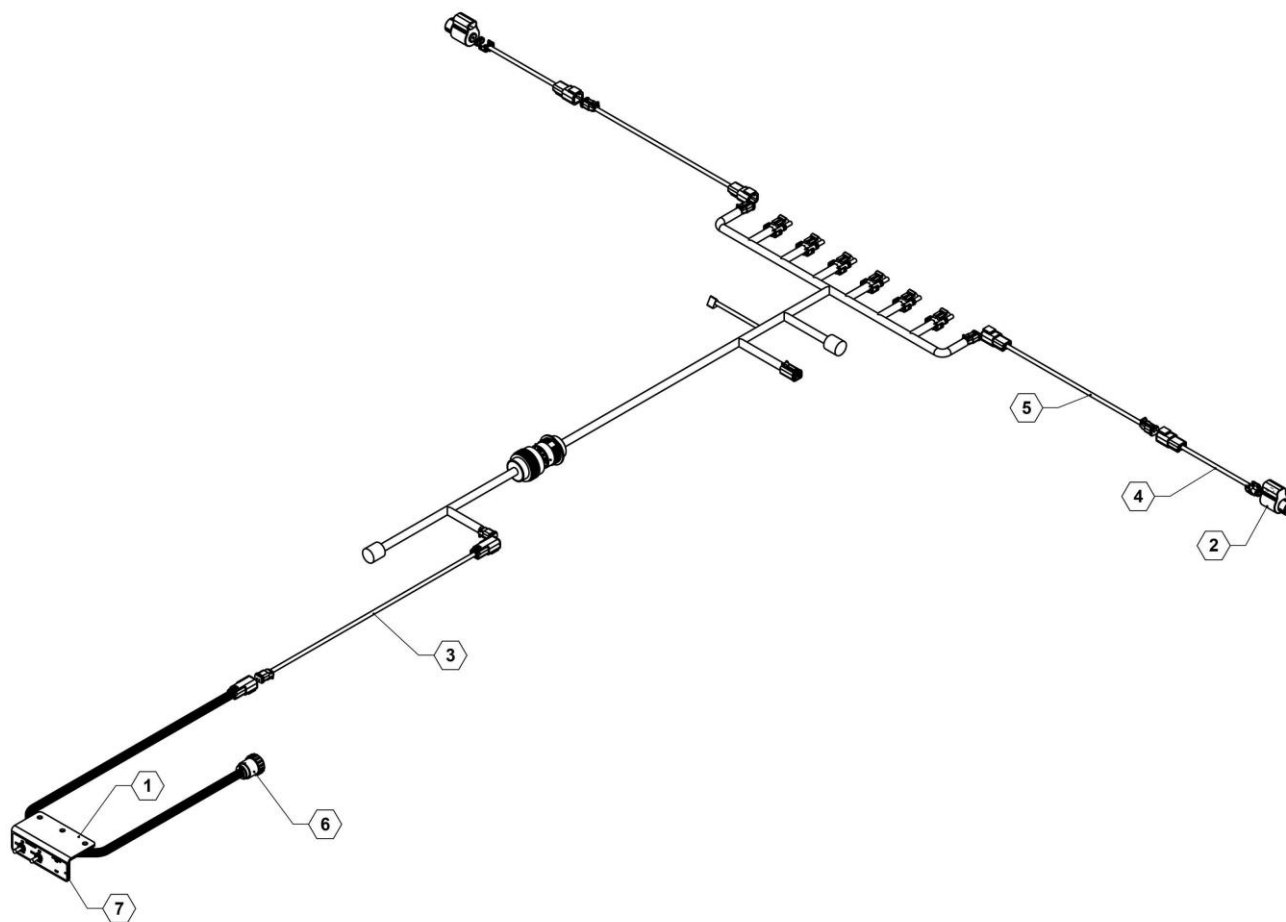
Single Fence Line, Toggle Switch Control

ITEM	PART NO.	QTY.	DESCRIPTION
1	18437	1	PLATE, MOUNT
2	520037	1	VALVE, MANUAL CHEMSAVER
3	520038	1	VALVE, ELECTRIC CHEMSAVER
4	632042	1	2 PIN DT 40' CABLE EXTENSION
5	632044	1	FENCEROW ADAPTER CABLE, 6"
6	632054	1	FENCEROW CABLE, 55'
7	632089	1	CABLE, SINGLE ELECTRIC FENCELINE NOZZLE
8	800261	1	DECAL, FENCELINE & AGITATION

## Dual Fence Line, Toggle Switch Control

NOTE:

1. FOR USE WITH RAVEN 450, JD GREENSTAR & OTHER 16 & 37 PIN CABLING CONTROLLERS



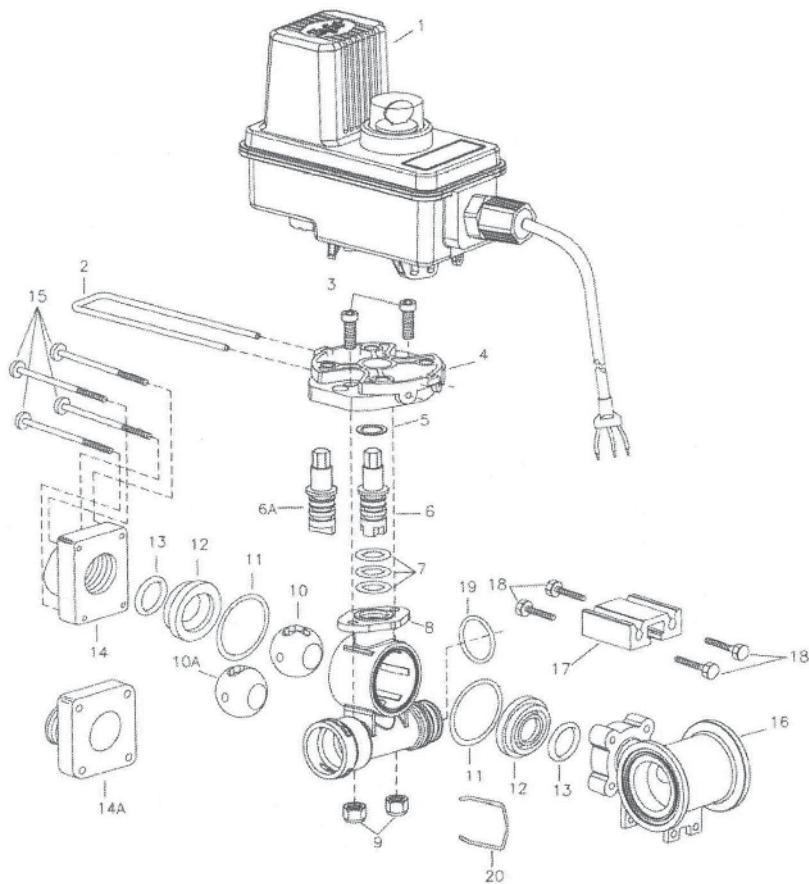


## 9500 Series Sprayers

### Dual Fence Line, Toggle Switch Control

ITEM	PART NO.	QTY.	DESCRIPTION
1	18437	1	PLATE, MOUNT
2	520038	2	VALVE, ELECTRIC CHEMSAVER
3	632042	1	2 PIN DT 40' CABLE EXTENSION
4	632044	2	FENCEROW ADAPTER CABLE, 6"
5	632054	2	FENCEROW CABLE, 55'
6	632088	1	CABLE, DUAL ELETRIC FENCELINE NOZZLES
7	800261	1	DECAL, FENCELINE & AGITATION

## PlumBInG Valves

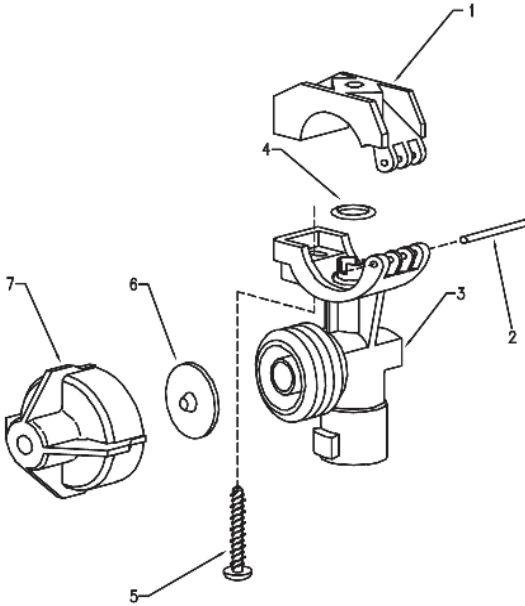


ITEM	PART NO.	DESCRIPTION
1	50515-22CP05 *	BEC MOTOR, 22-RPM (0.7-SEC), 0.5-METER CABLE, POSITIVELY SWITCHED
1C		
2	CP50517-SSPV	RETAINING CLIP, 304 STAINLESS STEEL
3	CP26197-7/8-SS	SOCKET HEAD CAP SCREW, 1/4"-20 X 7/8", STAINLESS STEEL (2 REQ'D)
4	CP50514-PP	MOTOR ADAPTER, POLYPROPYLENE (BLACK)
5	CP20125-TEF	THRUST WASHER, TEFLON
6	CP56613-SS	STEM, 303 STAINLESS STEEL (FOR POLYPROPYLENE BALL)
7	CP7717-M12X2.5-VI	O-RING, VITON (3 REQ'D)
8	CP55223-NYB	FLOW BACK BODY, NYLON (BLACK)
9	CP38435-1/4-SSNY	ELASTIC LOCKNUT, 1/4"-20, STAINLESS STEEL (2 REQ'D)
10	CP20106-2-PP	FLOW BACK BALL, POLYPROPYLENE (WHITE)
10A	CP19926-2-SS	FLOW BACK BALL, 303 STAINLESS STEEL
11	CP20564-VI	GASKET, VITON (2 REQ'D)
12	CP20103-TEF	SEAL, TEFLON (2 REQ'D)
13	CP7717-2-213-VI	O-RING, VITON (2 REQ'D)
14	CP45514-NYB	END CAP, NYLON (BLACK) (QUICK CONNECT)
15	CP45252-2-3/4-SSPV	SCREW, 1/4"-12 X 2-3/4" PAN HEAD, STAINLESS STEEL (4 REQ'D)
16	CP55224-PP	#75 NARROW TEE BODY, POLYPROPYLENE (BLACK)
17	CP45216-AL	MOUNTING RAIL, ALUMINIUM
18	CP45259-SS	SCREW, M6 X 1 X 16MM HEX, STAINLESS STEEL (4 REQ'D)
19	CP7717-3-912-VI	O-RING, VITON
20	CP37196-1-302SS	QUICK CONNECT RETAINING CLIP, 302 STAINLESS STEEL
	56609-3FB	VALVE BODY SUB-ASSY, SPECIFY ORLET SIZE & BALL MATERIAL (INCLUDES ITEMS 3-19)
	AB344AE-KIT	SPARE PARTS KIT (INCLUDES ALL ITEMS MARKED WITH *)

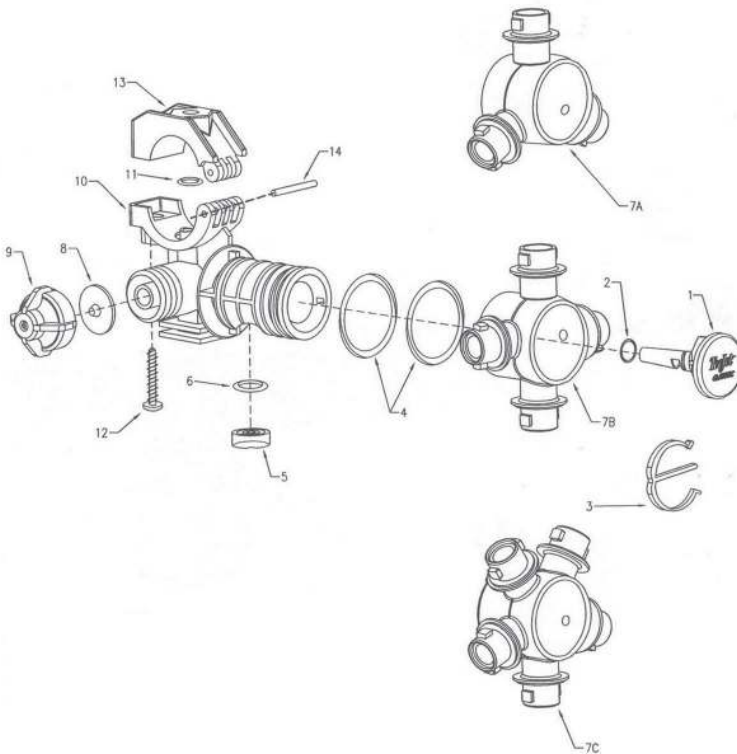
NOTE: (S) IN PART NUMBER INDICATES B.S.P.T INLET AND OUTLET CONNECTIONS  
 NOTE: FOR NEGATIVELY SWITCHED MOTORS SPECIFY "N" RATHER THAN "P" IN MOTOR PART NUMBER  
 EXAMPLE: 50515-22CN25  
 NOTE: FOR QUICK CONNECT FITTING PART NUMBERS SEE PARTS LIST PL45529  
 TEFLON® IS A TRADEMARK OF DUPONT COMPANY  
 VITON® IS A TRADEMARK OF DUPONT DOW ELASTOMERS

<b>DESCRIPTION:</b> 450BEC-FB DIRECTVALVE® ELECTRIC SHUT-OFF FLOW BACK BALL VALVE MANIFOLD  PRODUCT COVERED BY US PATENT #6189807	<b>Spraying Systems Co.®</b> Spray Nozzles and Accessories P.O. Box 7900 - Wheaton, IL 60189-7900	Rev. No.	PARTS LIST PL450BEC-FB
		Ref.	SHEET OF

## Nozzle Bodies



ITEM	PART NO.	DESCRIPTION
1	CP48224-NYB	Upper Clamp, 25mm, Nylon (Black)
	CP48256-SS	Pivot Pin, Stainless Steel
3	CP48498-NYB	Body, 3/4", Nylon (Black) (for 3/4" and 25mm versions)
4	CP7717-2/110-BU	O-Ring, Buna-N
	CP7717-2/110-VI	O-Ring, Viton (Optional)
5	CP48255-1 1/4-302SS	Screw, Stainless Steel
6	CP21953-EPR	Diaphragm, EPDM
	CP21953-VI	Diaphragm, Viton (Optional)
7	21950-10-NYB	End Cap Sub-Ass'y, Nylon (Black)
No. QJ17560A-25mm-NYB(-VI) - Hinged Nozzle Body Assembly		



ITEM	PART NO.	DESCRIPTION
1	CP38930-8-NYB	Plug, Nylon (Black)
2	CP7717-2-13-EPR	O-Ring, EPDM
	CP7717-2-13-VI	O-Ring, Viton (Optional)
3	CP38931-NYB	E-Clip, Nylon (Black)
4	CP7717-M28x3-EPRTFE	O-Ring, EPR-Teflon Filled (2 Req'd.)
	CP7717-M28x3-VITFE	O-Ring, Viton-Teflon Filled (2 Req'd.) (Optional)
5	CP56726-VITFE	Seal, Viton-Teflon Filled
6	CP7717-2-111-VI	O-Ring, Viton
7A	CP38921-2-NYB	Turret, Nylon (Black) (3 Outlet)
7B	CP38922-2-NYB	Turret, Nylon (Black) (4 Outlet)
7C	CP38923-2-NYB	Turret, Nylon (Black) (5 Outlet)
8	CP21953-EPR	Diaphragm, EPDM
	CP21953-VI	Diaphragm, Viton (Optional)
9	21950-10-NYB	End Cap Sub-assembly, Nylon (Black)
10	CP38925-2-NYB	3/4" & 25mm Body, Nylon (Black)
11	CP7717-2-110-BU	O-Ring, Buna-N
	CP7717-2-110-VI	O-Ring, Viton (Optional)
12	CP48255-1-1/4-302SS	Screw, Stainless Steel
13	CP48224-NYB	25mm Upper Clamp, Nylon (Black)
	CP48256-SS	Pivot Pin, Stainless Steel
No. QJ36_C-25MM-NYB(-VI) - 25mm Wet Boom Nozzle Body*		
*Notes: Specify Either 3, 4, or 5 In Part Number For Number of Outlets Desired, -VI In Part Number Specifies Viton O-Ring Option		

DESCRIPTION:

QJ360C WET BOOM  
DIAPHRAGM CHECK VALVE  
QUICK TEEJET® HINGED  
NOZZLE BODY ASSEMBLY



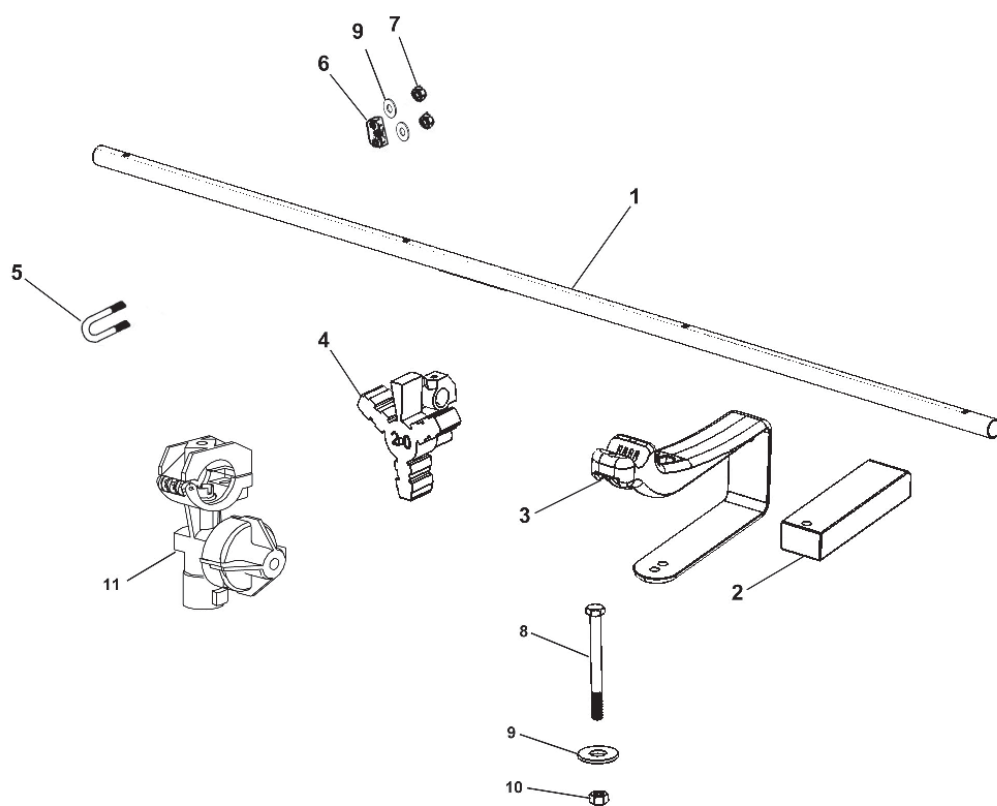
**Spraying Systems Co.**  
Spray Nozzles and Accessories  
P.O. Box 7900 - Wheaton, IL 60189-7900

Rev. No. 1

Ref.

PARTS LIST  
**PL QJ360C-WB**  
SHEET OF

## delivery tubes

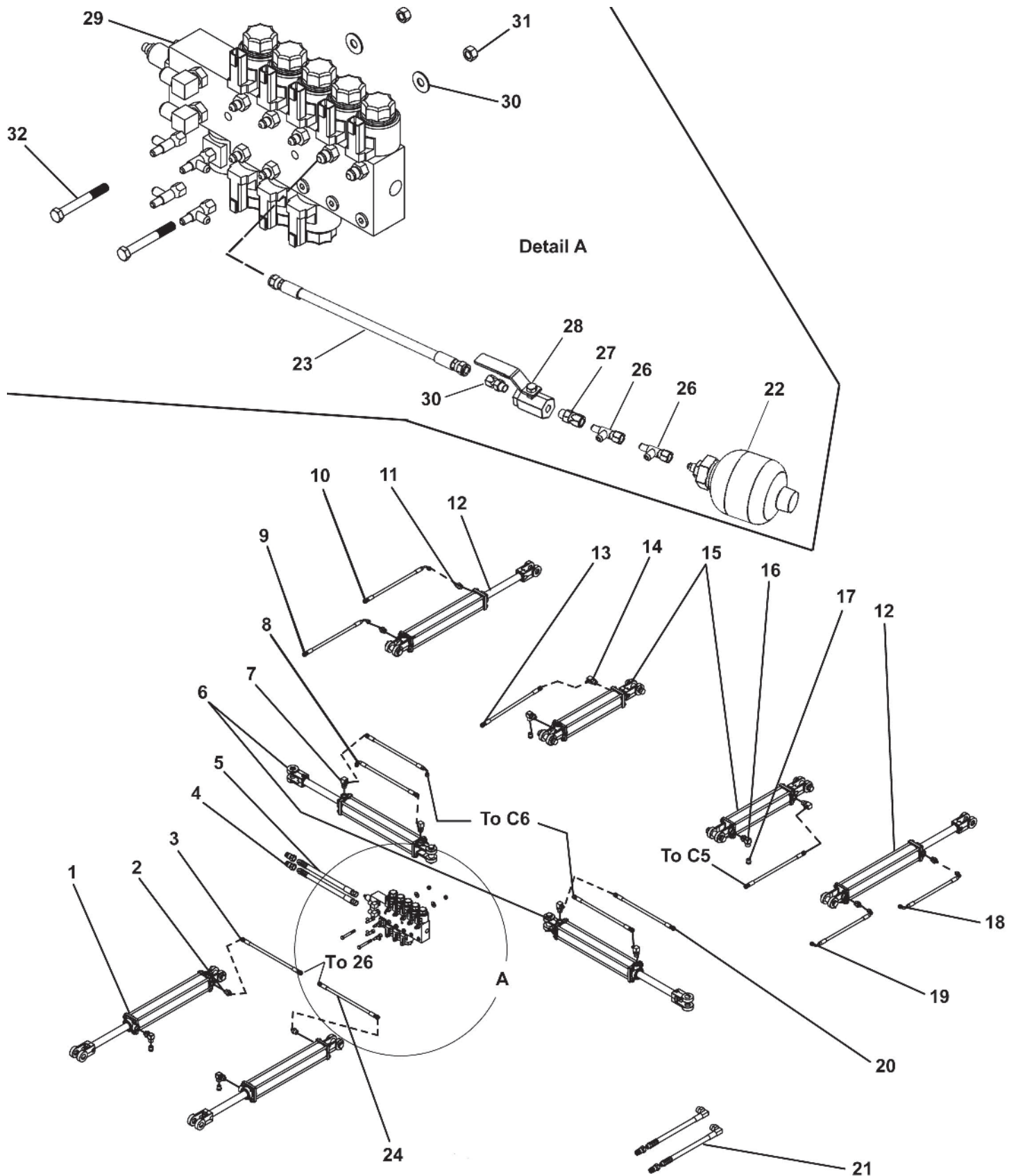


# 9500 Series Sprayers



Item	Vendor Part #	Fast Part #	Description	Qty.
1		14301	Tube, 6 Port 15 Inch Spacing + Fenceline Valve	AR
		14302	Tube, 2 Port 15 Inch Spacing	AR
		14303	Tube, 3 Port 15 Inch Spacing	AR
		14304	Tube, 4 Port 15 Inch Spacing	AR
		14305	Tube, 5 Port 15 Inch Spacing	AR
		14306	Tube, 6 Port 15 Inch Spacing	AR
		14307	Tube, 7 Port 15 Inch Spacing	AR
		14308	Tube, 8 Port 15 Inch Spacing	AR
		14310	Tube, 10 Port 15 Inch Spacing	AR
		14311	Tube, 7 Port 20 Inch Spacing + Fenceline Valve	AR
		14312	Tube, 2 Port 20 Inch Spacing	AR
		14313	Tube, 3 Port 20 Inch Spacing	AR
		14314	Tube, 4 Port 20 Inch Spacing	AR
		14315	Tube, 5 Port 20 Inch Spacing	AR
		14316	Tube, 6 Port 20 Inch Spacing	AR
		14317	Tube, 7 Port 20 Inch Spacing	AR
		14318	Tube, 8 Port 20 Inch Spacing	AR
		14319	Tube, 9 Port 20 Inch Spacing	AR
		14320	Tube, 5 Port 20 Inch Spacing + Fenceline Valve	AR
		14321	Tube, 6 Port 20 Inch Spacing + Fenceline Valve	AR
		14322	Tube, 2 Port 22 Inch Spacing	AR
		14323	Tube, 3 Port 22 Inch Spacing	AR
		14324	Tube, 4 Port 22 Inch Spacing	AR
		14325	Tube, 5 Port 22 Inch Spacing	AR
		14326	Tube, 6 Port 22 Inch Spacing	AR
		14327	Tube, 7 Port 22 Inch Spacing	AR
		14330	Tube, 5 Port 22 Inch Spacing + Fenceline Valve	AR
		14333	Tube Assembly, 3 Port 15 Inch Spacing, Inc Nozzles	AR
		14334	Tube Assembly, 4 Port 15 Inch Spacing, Inc Nozzles	AR
		14335	Tube Assembly, 5 Port 15 Inch Spacing, Inc Nozzles	AR
		14336	Tube Assembly, 6 Port 15 Inch Spacing, Inc Nozzles	AR
		14337	Tube Assembly, 7 Port 15 Inch Spacing, Inc Nozzles	AR
		14338	Tube Assembly, 8 Port 15 Inch Spacing, Inc Nozzles	AR
		14339	Tube Assembly, 9 Port 15 Inch Spacing, Inc Nozzles	AR
		14340	Tube Assembly, 10 Port 15 Inch Spacing, Inc Nozzles	AR
2	AR-14085	590054	Spacer, Wet Boom	AR
3	AR-14083	540040	Clamp, Wet Boom	AR
4	QJ363C-25MM-NYB	520039	Nozzle	AR
5	ZM1473140	590048	U-Bolt Stainless Steel	AR
6		540029	Tube Clamp Base	AR
7		655	Nut HH	AR
8	YC XL 5750-PS	590078	Bolt HH 1/4 x 4-1/2 GR5 Stainless Steel	AR
9		685	Washer 1/4" Stainless Steel	AR
10		655	Nut 1/4" Nylock Stainless Steel	AR
11	QJ17560A-25MM	520030	Nozzle Body Single Wet Boom	AR

## Hydraulic System

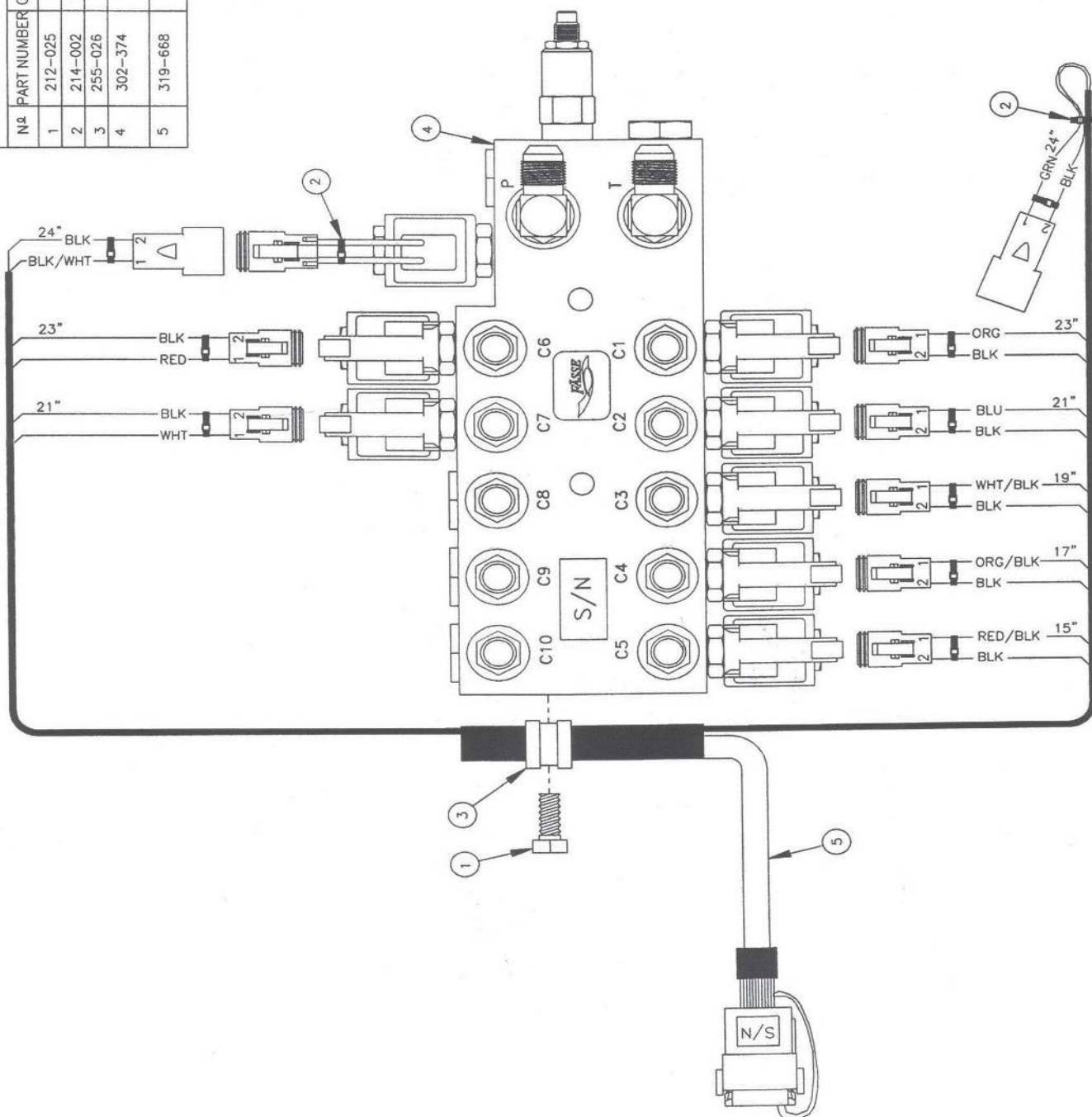




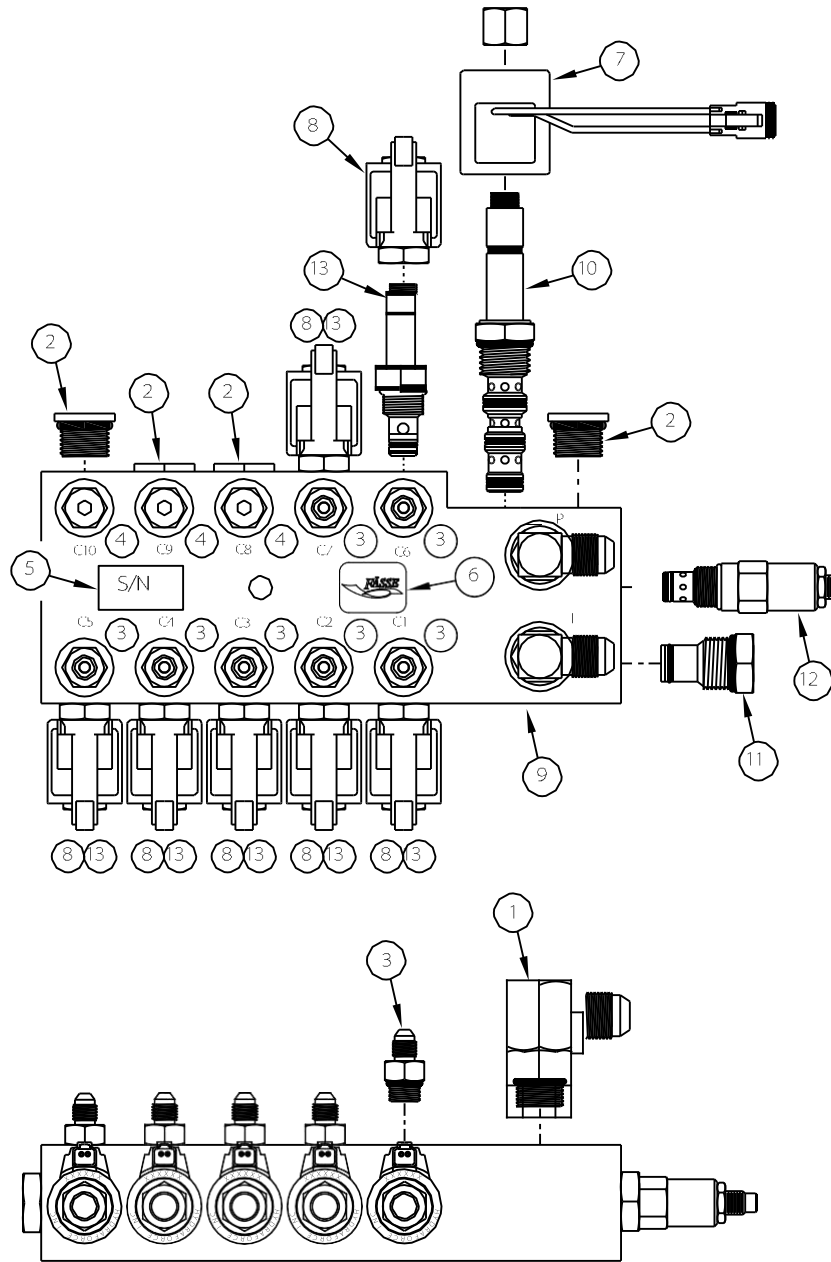


## Hydraulic Control Valve harness - 60-66 ft Boom

PART LIST			
NO	PART NUMBER	QTY	PART DESCRIPTION
1	212-025	1	BOLT 5/16-18 X 0.75
2	214-002	14	CABLE TIE BLACK 7"
3	255-026	1	LOOM CLAMP .5" ID METAL/RIBR
4	302-374	1	MANI ASSY 0805 2DA 3SA CLSD INTG DTR 12V WP6400-4 PT6801-8
5	319-668	1	HRN ASSY 12CON 18GA DTR KEY A 12P(12)-2DTR2P(2)-70TP2P(2) 33"



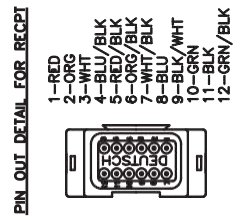
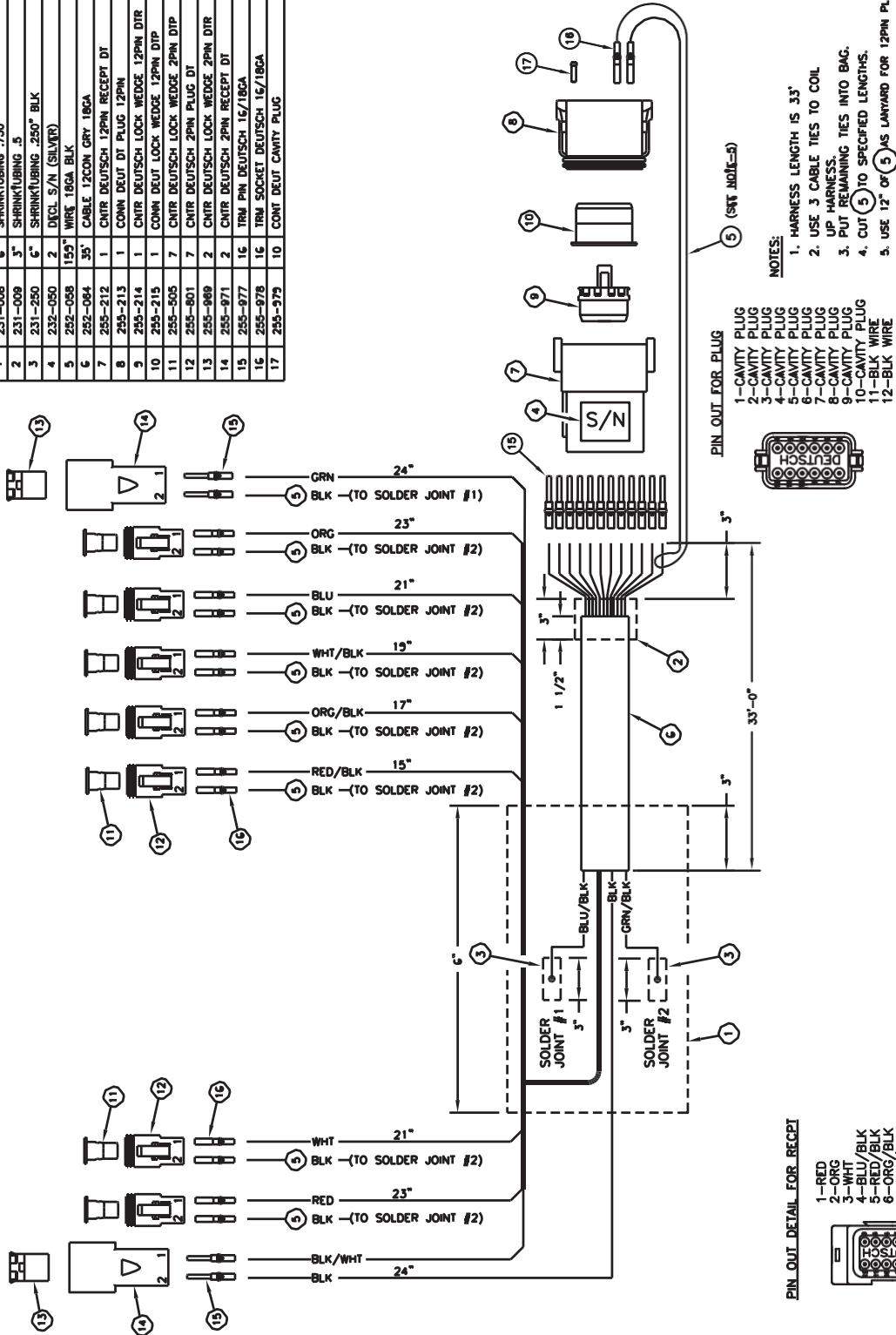
## Hydraulic Control Valve - 60-66 ft Boom



PARTSLIST			
N#	PART NUMBER	QTY	PART DESCRIPTION
1	210-017	2	FIG6801-8-8/L-MI-MO
2	210-038	1	FIG6108-11P-8/1 KLL IIX PLUG MO
3	210-113	7	FIG6100-1-6/S-MI-MO
4	210-127	3	FIG6108-11P-6/1 KLL IIX PLUG MO
5	232-050	2	DLCL/S/N(SILVER)
6	232-058	1	DLCALI ASSL BUK/COD1" X .75" RND CHNR
7	253-037	1	COIL M 63597/1DI
8	253-016	7	COIL HYDAC 0312600DLDS1CI IHLCP1
9	270-093	1	MANI S1153-15 CIRALRV
10	273-008	1	CARI SMO-10-0-N-00 (Seal Kit Part Number 271-001)
11	273-012	1	CARI CP10-20 (Seal Kit Part Number 271-019)
12	273-058	1	CARI I11 RMO-225-0-N-NC-35-30 (Seal Kit Part Number 271-039)
13	273-077	7	CARI HYDAC WS 08W-01-C-N-0 (Seal Kit Part Number 271-028)

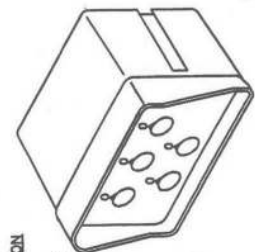
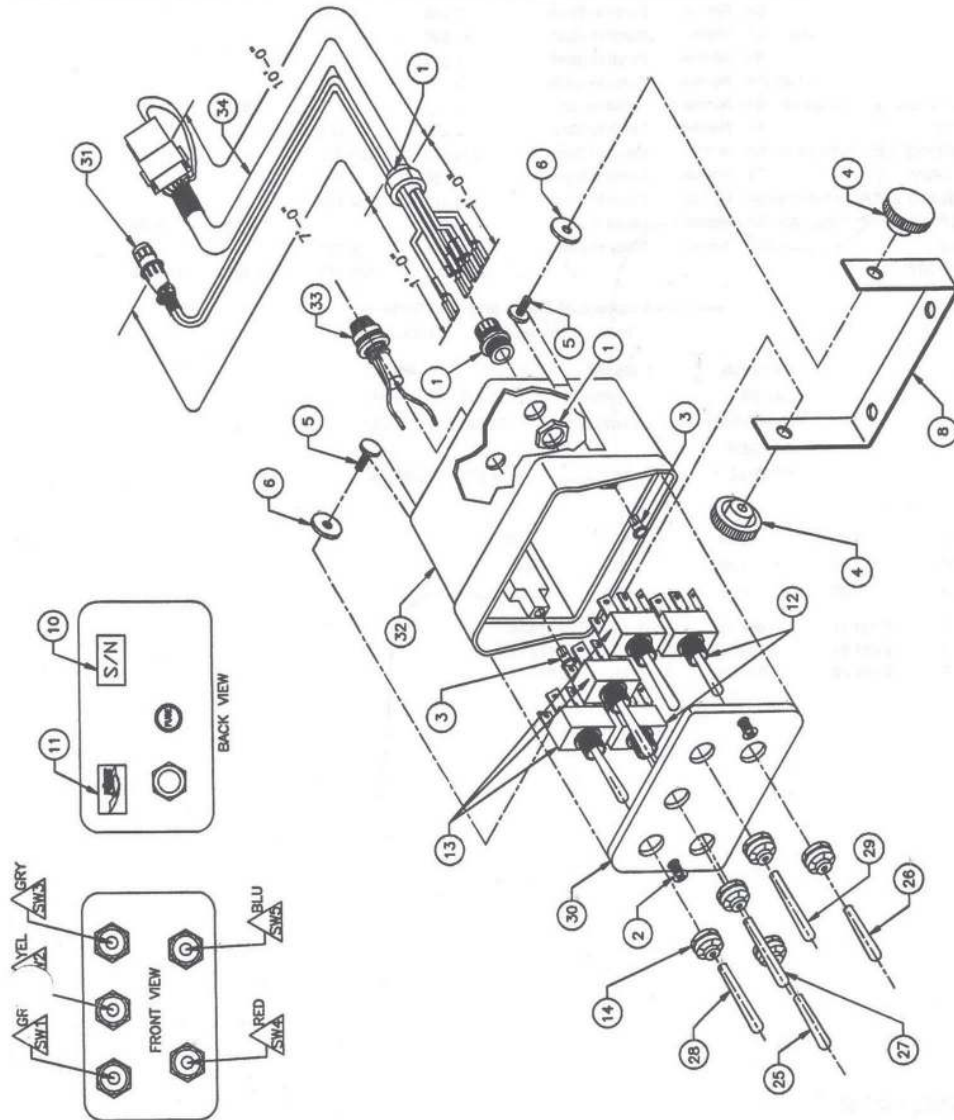
## hydraulic Control Valve Wiring harness - 60-66 ft Boom

PARTS LIST			
№	PART NUMBER	QTY	PART DESCRIPTION
1	231-008	6"	SHRINKTUBING .750
2	231-009	3"	SHRINKTUBING .5
3	231-250	6"	SHRINKTUBING .250" BLK
4	232-050	2	DVCL S/N (SILVWR)
5	252-058	155'	WIRG 18GA BLK
6	252-064	35'	CABLE 12CON GRY 18GA
7	255-212	1	CNTR DEUTSCH 12PIN RECEPT DT
8	255-213	1	CNTR DEUTSCH 12PIN RECEPT DT
9	255-214	1	CNTR DEUTSCH LOCK WEDGE 12PIN DIR
10	255-215	1	CNTR DEUTSCH LOCK WEDGE 12PIN DTP
11	255-505	7	CNTR DEUTSCH LOCK WEDGE 2PIN DTP
12	255-801	7	CNTR DEUTSCH 2PIN PLUG DT
13	255-989	2	CNTR DEUTSCH LOCK WEDGE 2PIN DIR
14	255-971	2	CNTR DEUTSCH 2PIN RECEPT DT
15	255-977	16	TRM PIN DEUTSCH 16/18GA
16	255-978	16	TRM SOCKET DEUTSCH 16/18GA
17	255-979	10	CNTR DEUTSCH CAVITY PLUG



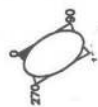
## Control Console - 60-66 ft Boom

PARTS LIST			
NO	PART NUMBER	QTY	PART DESCRIPTION
1	210-710	1	STR RLF HEYCO .23-.53TD, HOLE DIA. .886"
2	212-184	2	SCREW 6-32 X 3/8 OVAL HD BLK
3	212-202	2	INSERT 6-32X3/8 BRASS
4	212-215	2	KNOB 1/4-20 FEMALE
5	212-231	2	SCREW WELDED 1/4-20 X .500
6	213-335	2	WASHER NYLON .257X.875X.060
7	214-002	3	CABLE TIE BLACK 7"
8	219-300	1	BRKT HSG MONITOR
9	230-057	1	BAG POLY CLR 14 X 16 2MIL W/LOGO
10	232-060	2	DECL S/N (SILVER)
11	232-059	1	DECL GOLD/BLK 1.5 X .5
12	250-007	2	SW TOG DPDT 3P MOM SHORT
13	250-013	3	SW TOG DPDT 3P MOM LONG
14	250-023	5	SW TOG BOOT OPN GRY
15	252-058	18"	WIRE 18GA BLK
16	252-059	24"	WIRE 18GA RED
17	252-060	18"	WIRE 18GA GRN
18	254-001	1	DIODE D116A2 6AMP
19	255-002	20	TRM T-TAP F PO BLU
20	255-006	8	TRM PO F NON INS 20/18GA
21	255-030	2	TRM SPLICE CLOSED END 16-18GA
22	255-070	2	TRM PO M/F 14-16GA
23	255-118	2	TRM PO F INS 16-14GA
24	255-285	1	TRM SPLICE CLOSED END LRG
25	259-005	1	SW TOG GRIP VNTL RED .187
26	259-015	1	SW TOG GRIP VNTL BLU .187
27	259-022	1	SW TOG GRIP VNTL YEL .187
28	259-023	1	SW TOG GRIP VNTL GRN .187
29	259-027	1	SW TOG GRIP VNTL GRY .187
30	311-083	1	ENCL FP DRL INTR/FD DECL-SX15/32 .35A
31	314-217	1	HARNES B/B WIRE SERIES 3 P/8"
32	319-725	1	ENCL DRILL INTRBX FH-7/8" STR RLF
33	319-769	1	FUSEHOLDER PM ASSY 10A / .5"
34	320-184	1	HRN 1200N 18GA DTP KEY A 12P(12) 11" END CAP



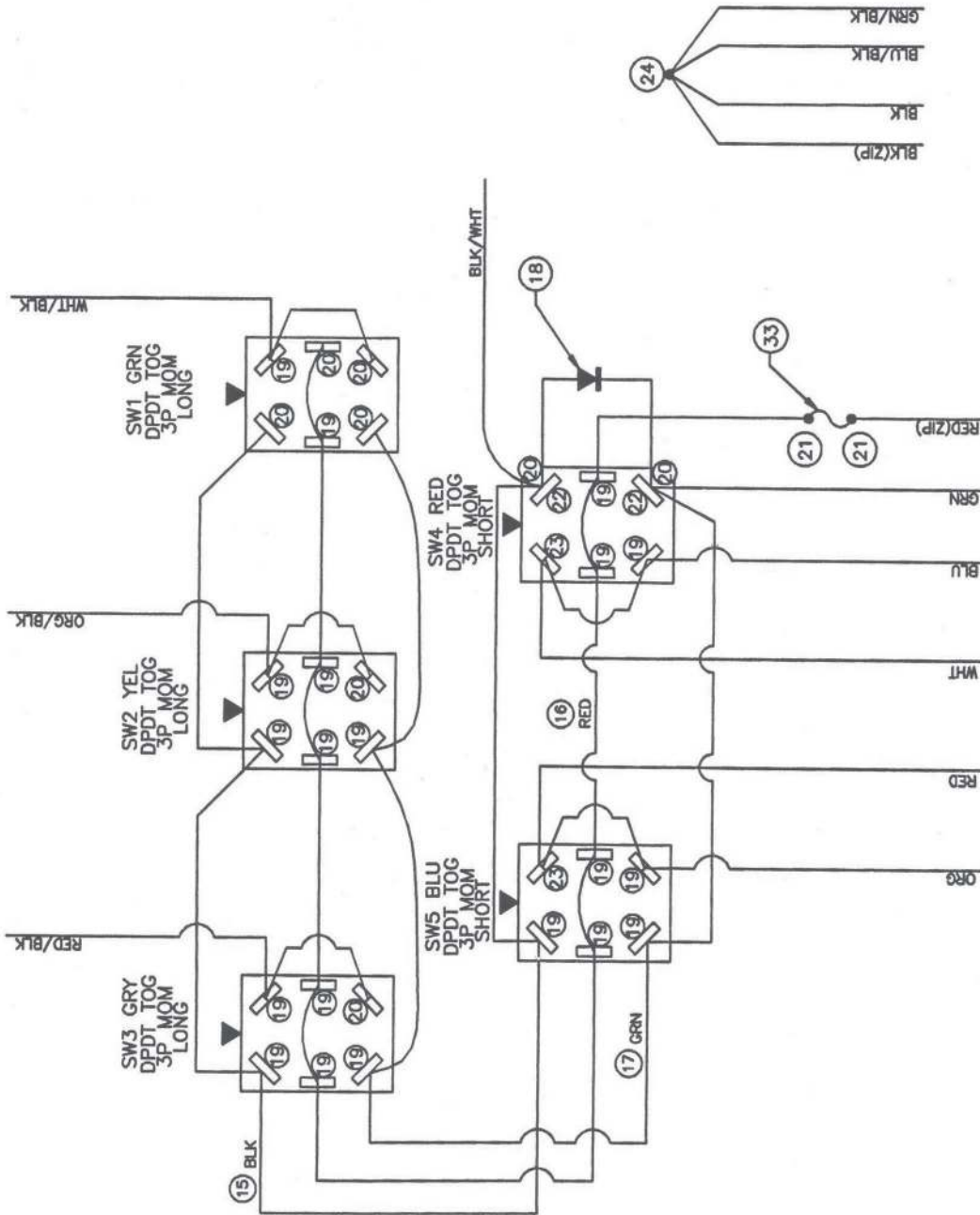
**SWITCH NOTCH ORIENTATION**

- ORIENT SWITCH NOTCHES AS SHOWN GRAPHIC
- SET SWITCH ANGLE VALUES SHOWN AS REFERENCE



## Control Console SWItCh dIaGram - 60-66 f t Boom

### SWITCH WIRING DIAGRAM

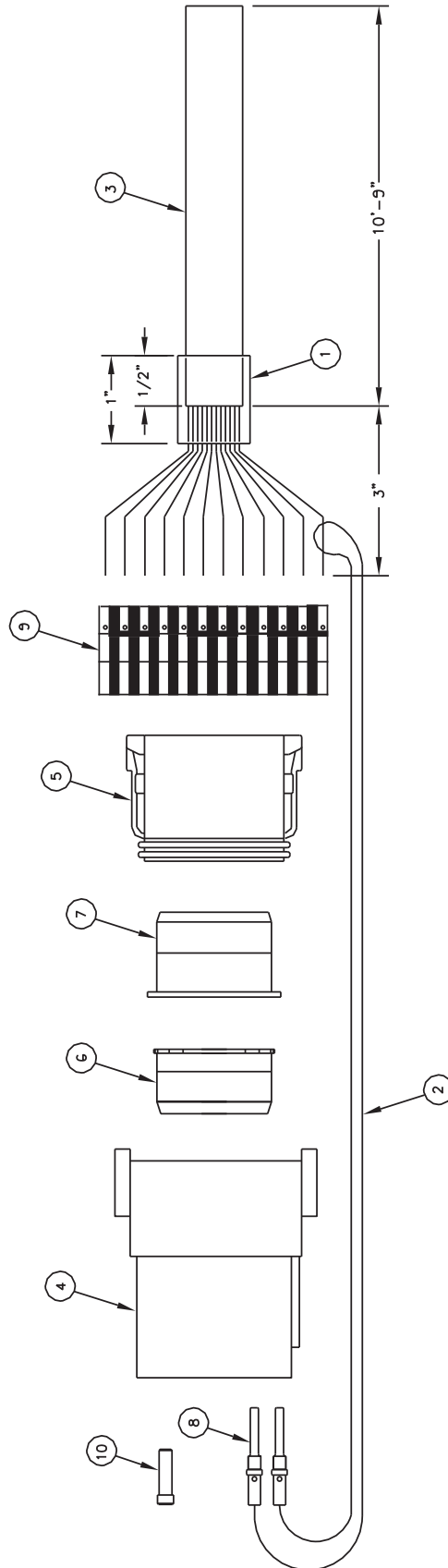


▲ = NOTCH LOCATION

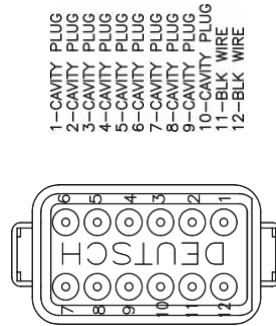
## Wiring harness - 60-66 ft Boom

### PARTS LIST

№	PART NUMBER	QTY	PART DESCRIPTION
1	231-009	1"	SHRINKTUBING .500" BLK
2	252-058	12"	WIRE 18GA BLK
3	252-064	11'	CABLE 12CON 18GA PVC GRY
4	255-212	1	CONN DEUT DT RECPT 12PIN
5	255-213	1	CNTR DEUTSCH 12PIN PLUG DT
6	255-214	1	CONN DEUT LOCKWEDGE 12PIN DTR
7	255-215	1	CNTR LOCK WEDGE 12PIN DTP
8	255-977	2	CONT DEUT PIN 16-18GA
9	255-978	12	CNTR DEUTSCH SOCKET 16/18GA
10	255-979	10	CONT DEUT CAVITY PLUG

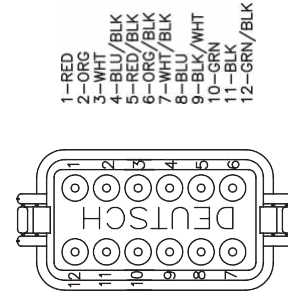


PIN OUT DETAIL FOR RECEIPT



- 1-CAVITY PLUG
- 2-CAVITY PLUG
- 3-CAVITY PLUG
- 4-CAVITY PLUG
- 5-CAVITY PLUG
- 6-CAVITY PLUG
- 7-CAVITY PLUG
- 8-CAVITY PLUG
- 9-CAVITY PLUG
- 10-CAVITY PLUG
- 11-BLK WIRE
- 12-BLK WIRE

PIN OUT DETAIL FOR PLUG

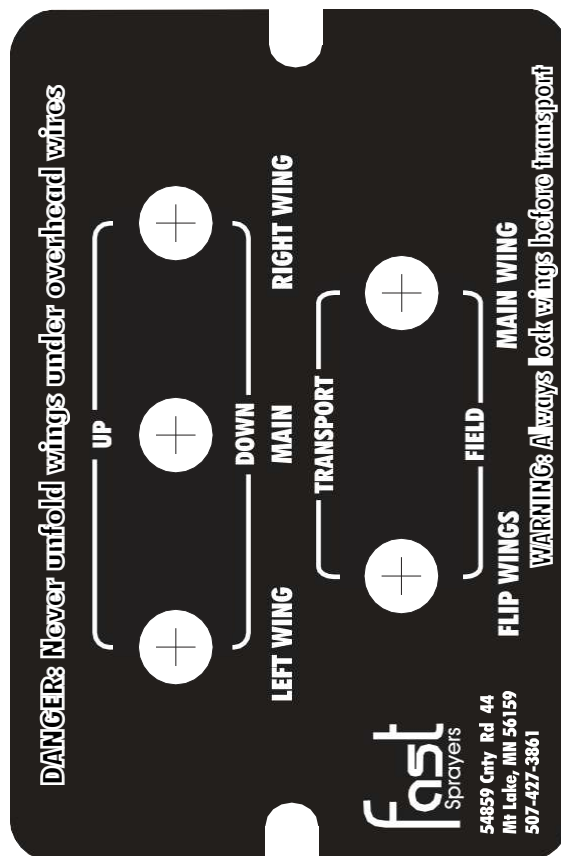


- 1-RED
- 2-ORC
- 3-WHT
- 4-BLU/BLK
- 5-RED/BLK
- 6-ORC/BLK
- 7-WHT/BLK
- 8-BLU/WHT
- 9-BLK/WHT
- 10-GRN
- 11-BLK
- 12-GRN/BLK

## Control Console deCal - 60-66 ft Boom

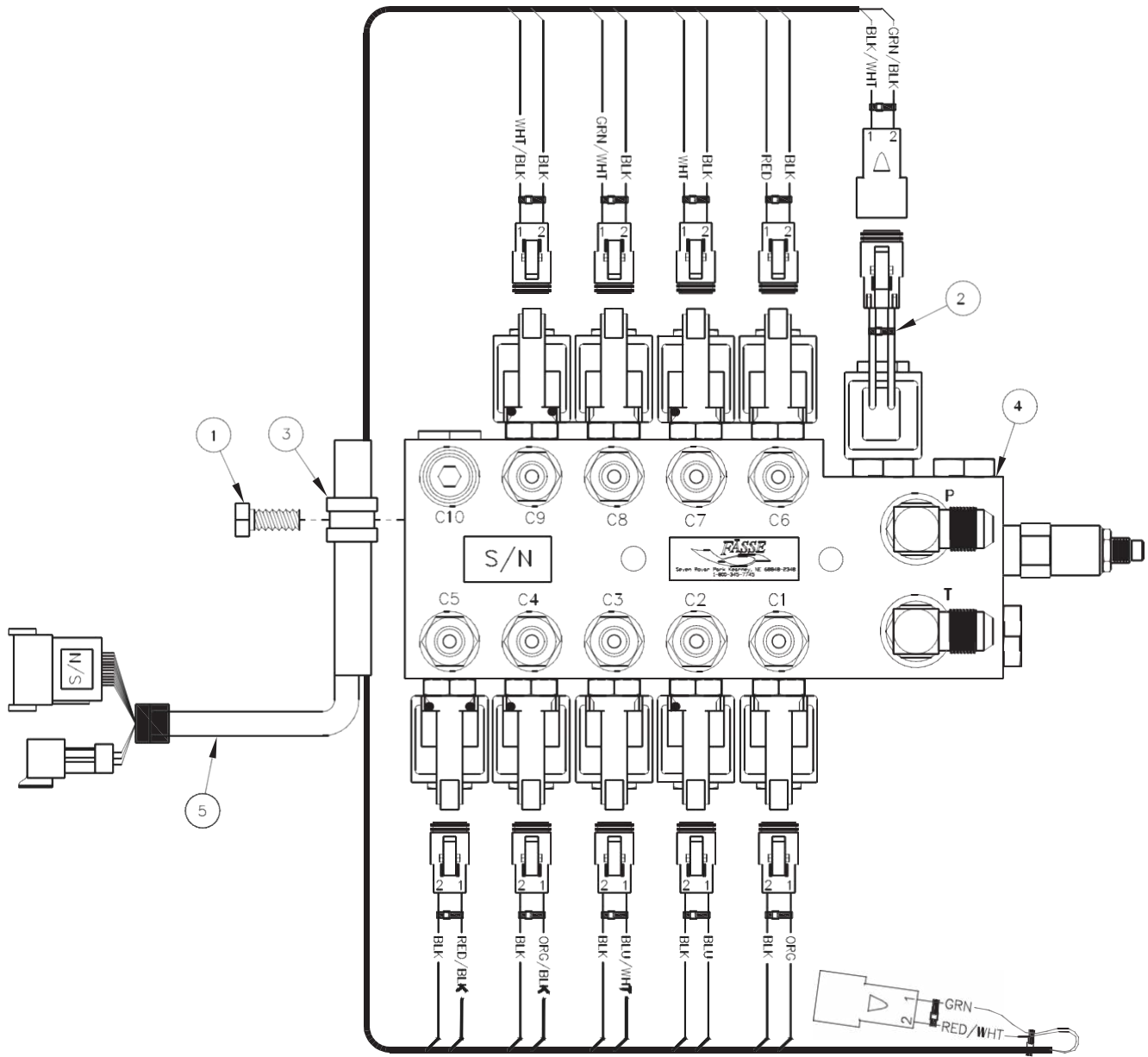
700-0805-4103 & 700-0805-4104

Switch No.	Boot Color	Switch Position	Hot Wires	Pin Out Location	Pressure Ports	Tank Ports	Function
1 Long	Green	Up (mom)	Wht/Blk & Grn	7 & 10	C3	-----	Lt. Wing Up
		Center (stat)	-----	-----	-----	-----	Off
		Down (mom)	Wht/Blk & Grn & Blk/Wht	7 & 10 & 9	-----	C3	-----
2 Long	Yellow	Up (mom)	Org/Blk & Grn	6 & 10	C4	-----	Main Up
		Center (stat)	-----	-----	-----	-----	Off
		Down (mom)	Org/Blk & Grn & Blk/Wht	6 & 10 & 9	-----	C4	-----
3 Long	Gray	Up (mom)	Red/Blk & Grn	5 & 10	C5	-----	Rt. Wing Up
		Center (stat)	-----	-----	-----	-----	Off
		Down (mom)	Red/Blk & Grn & Blk/Wht	5 & 10 & 9	-----	C5	-----
4 Short	Red	Up (mom)	Wht & Blu & Grn	3 & 8 & 10	C2	-----	Flip Wings Transport
		Center (stat)	-----	-----	-----	-----	Off
		Down (mom)	Wht & Blu & Grn & Blk/Wht	3 & 8 & 10 & 9	-----	C2	-----
5 Short	Blue	Up (mom)	Red & Org & Grn	1 & 2 & 10	C1	-----	Main Wing Transport
		Center (stat)	-----	-----	-----	-----	Off
		Down (mom)	Red & Org & Grn & Blk/Wht	1 & 2 & 10 & 9	-----	C1	-----
-----	-----	-----	Blk	11	-----	-----	Ground
-----	-----	-----	Blu/Blk	4	-----	-----	Ground
-----	-----	-----	Grn/Blk	12	-----	-----	Ground





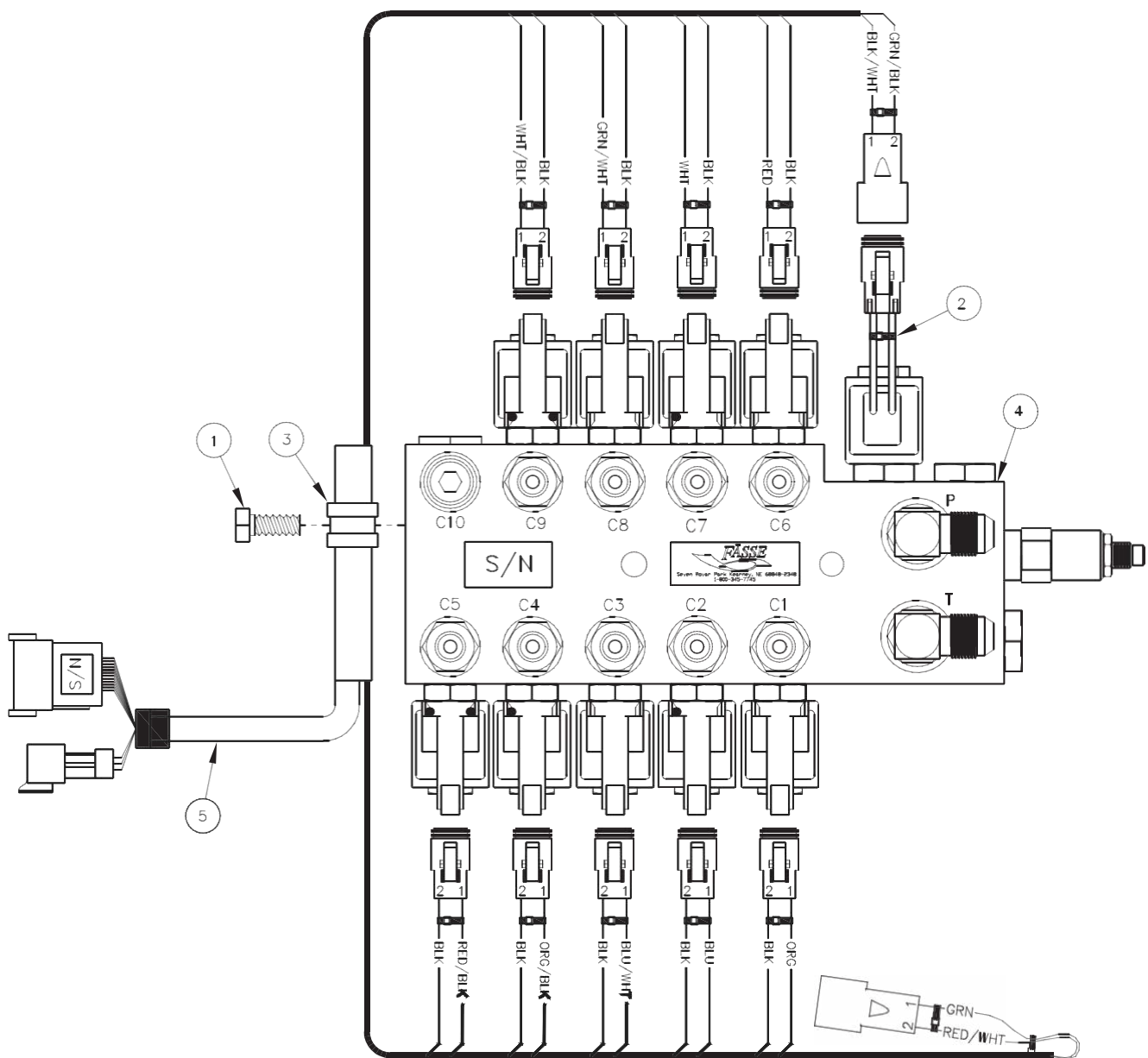
## Hydraulic Control Valve Wiring harness - 80-90-100 ft Boom



### PARTS LIST

N <sup>o</sup>	PART NUMBER	QTY	PART DESCRIPTION
1	212-025	1	BOLT 5/16-18 X .75
2	214-002	13	CABLE TIE BLACK 7"
3	255-026	1	LOOM CLAMP .5"ID METAL/RUBB
4	302-780	1	MANI ASSY 0806 4DA 1SA CLSD DTR 12V WP6400-4(7)+6(2)R.047 P6801-8
5	319-724	1	HRN ASSY 15CON 18GA DTR KEY A 12P(12)-DTR3P(3)-9DTP2P(2) 2DTR2P(2) 33'

## Hydraulic Control Valve - 80-90-100 ft Boom

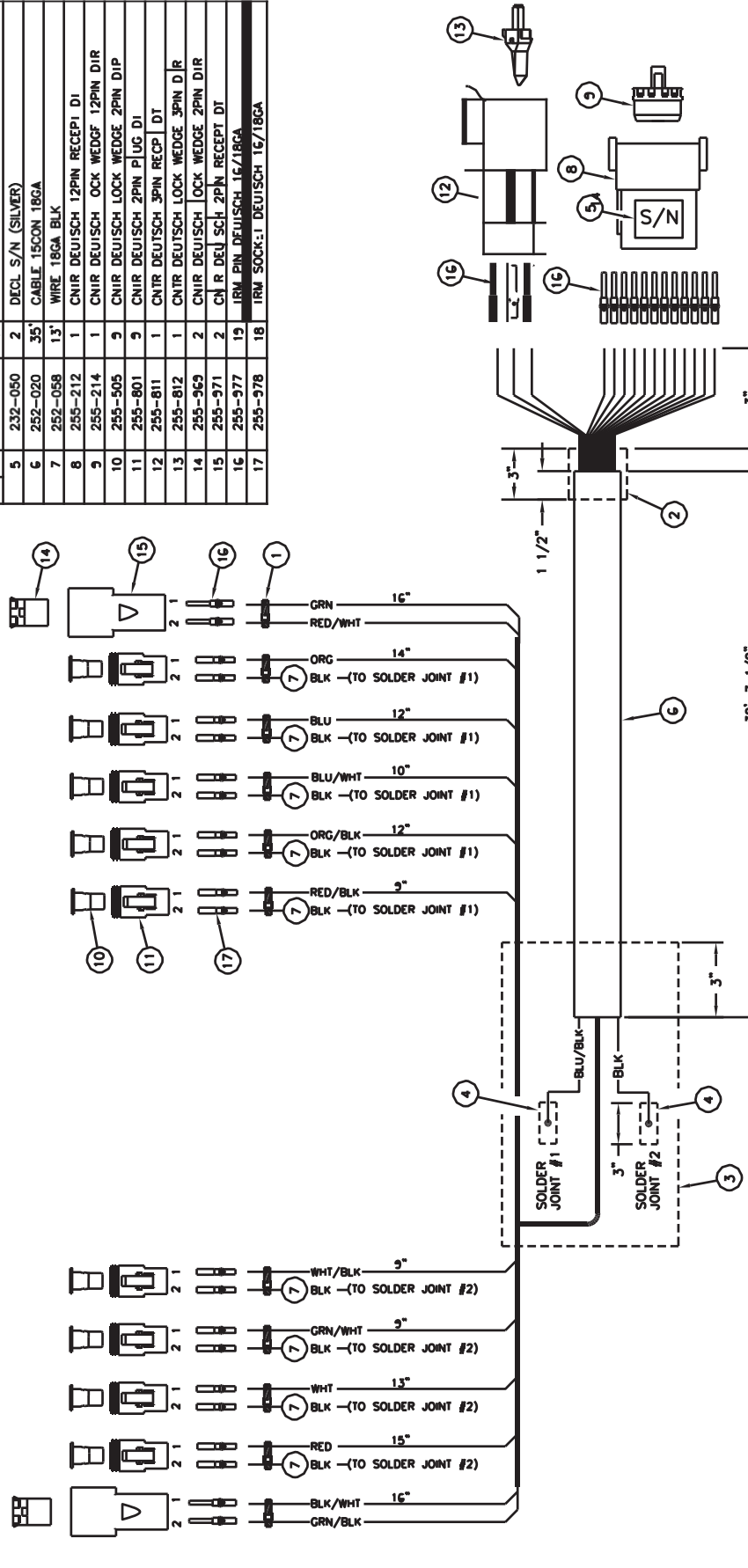


### PARTS LIST


N <sup>o</sup>	PART NUMBER	QTY	PART DESCRIPTION
1	212-025	1	BOLT 5/16-18 X .75
2	214-002	13	CABLE TIE BLACK 7"
3	255-026	1	LOOM CLAMP .5"ID METAL/RUBB
4	302-780	1	MANI ASSY 0806 4DA 1SA CLSD DTR 12V WP6400-4(7)+6(2)R.047 P6801-8
5	319-724	1	HRN ASSY 15CON 18GA DTR KEY A 12P(12)-DTR3P(3)-9DTP2P(2) 2DTR2P(2)) 33'

## Hydraulic Control Valve Wiring harness

PARTS LIST		PART DESCRIPTION	
NO	PART NUMBER	QTY	
1	214-002	11	CAE II: BLACK 7"
2	231-007	3"	SHRINK TUBING .625
3	231-008	6"	SHRINK TUBING .750
	231-313	6"	SHRINK TUBING .313
5	232-050	2	DECL S/N (SILVER)
6	252-020	35'	CABLE 15CON 18GA
7	252-058	13	WIRE 18GA BLK
8	255-212	1	CNTR DEUTSCH 12PIN RECEPT DI
9	255-214	1	CNTR DEUTSCH OCK WEDGF 12PIN DIR
10	255-505	5	CNTR DEUTSCH LOCK WEDGE 2PIN DIP
11	255-801	5	CNTR DEUTSCH 2PIN PLUG DI
12	255-811	1	CNTR DEUTSCH 3PIN RECP   DT
13	255-812	1	CNTR DEUTSCH LOCK WEDGE 3PIN D   R
14	255-963	2	CNTR DEUTSCH LOCK WEDGE 2PIN DIR
15	255-971	2	CN R DEU SCH 2PIN RECEPT DT
16	255-977	15	IRM PIN DEUTSCH 16/18GA
17	255-978	18	IRM SOCK:1 DEUTSCH 16/18GA

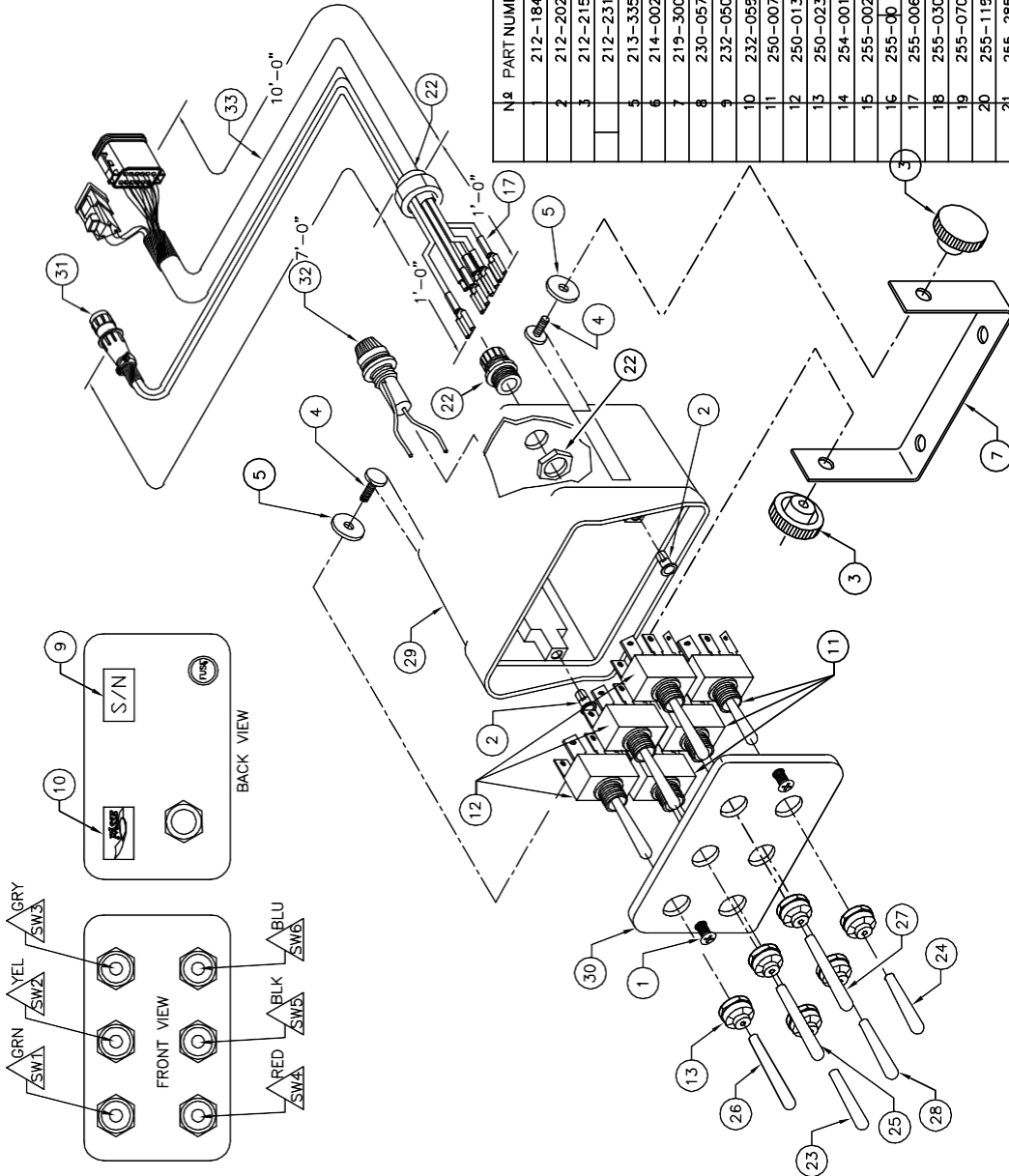


- NOTES:
1. HARNESS LENGTH IS 33'
  2. USE 3 CABLE TIES TO COIL UP HARNESS.
  3. PUT REMAINING TIES INTO BAG.



## Control Console - 80-90-100 ft Boom

№	PART NUMBER	QTY	PART DESCRIPTION
1	212-184	2	SCREW 6-32 X 3/8 OVA HD BLK
2	212-202	2	INSERT 6-32X3/8 BRASS
3	212-215	2	KNOR 1/4-20-90-EEVA-F
4	212-231	2	SCREW WELDED 1/4-20 X .500
5	213-335	2	WASHER NYLON .257X.875X.060
6	214-002	3	CABLE TIE BLACK 7"
7	219-300	1	BRKT HSGNG MONITOR
8	230-057	1	BAG POLY CLR 14 X 18 2MIL W/LOGO
9	232-050	2	DECL S/N (SILVER)
10	232-059	1	DECL GOLD/BLK 1.5 X .5
11	250-007	3	SW TOG DPDT 3P MOM SHORT
12	250-013	3	SW TOG DPDT 3P MOM LONG
13	250-023	6	SW TOG BOOT OPN GRY
14	254-001	1	DIODE D116A2 6AMP
15	255-002	25	TRM T-TAP F PO BLU
16	255-00	2	TRM PO F FULL INS 22-18GA
17	255-006	6	TRM PO F NON INS 20/18GA
18	255-030	2	TRM SPLICE CLOSED END 16-18GA
19	255-070	2	TRM PO M/F 14-16GA
20	255-119	3	TRM PO F INS 16-14GA
21	255-285	1	TRM SPLICE CLOSED END LRG
22	255-710	1	STRAIN RLF HEYCO .45"-.705"ID, HOLE DIA 1.115"
23	259-005	1	SW TOG GRIP VNYL RED .187
24	259-015	1	SW TOG GRIP VNY B U .187
25	259-022	1	SW TOG GRIP VNYL YEL .187
26	259-023	1	SW TOG GRIP VNYL GRN .187
27	259-027	1	SW TOG GRIP VNYL GRY .187
28	259-031	1	GRIP TOG VNY B K .187"
29	301-00	1	ENCL DRILL MNTB-X-H-1 1/8" G
30	304-751	1	-NCL DRILL FP MNTFR SW6 F00204
31	314-217	1	HARNES R B WIRE SERIES 3 P 8
32	319-769	1	FUSEHO DER PM ASSY 10A /7.5"
33	320-760	1	IRN 15CON 18GA DTP KEY A 12P(12)D P-3P(3) 11"

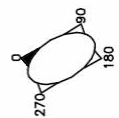


**NOTES:**

1. USE 1-CABLE TIE TO COIL UP HARNESS
2. NOT SHOWN: (6) (8)
3. CUT (23) (24) & (28) TO FIT ON SW BAT.

**SWITCH NOTCH ORIENTATION**

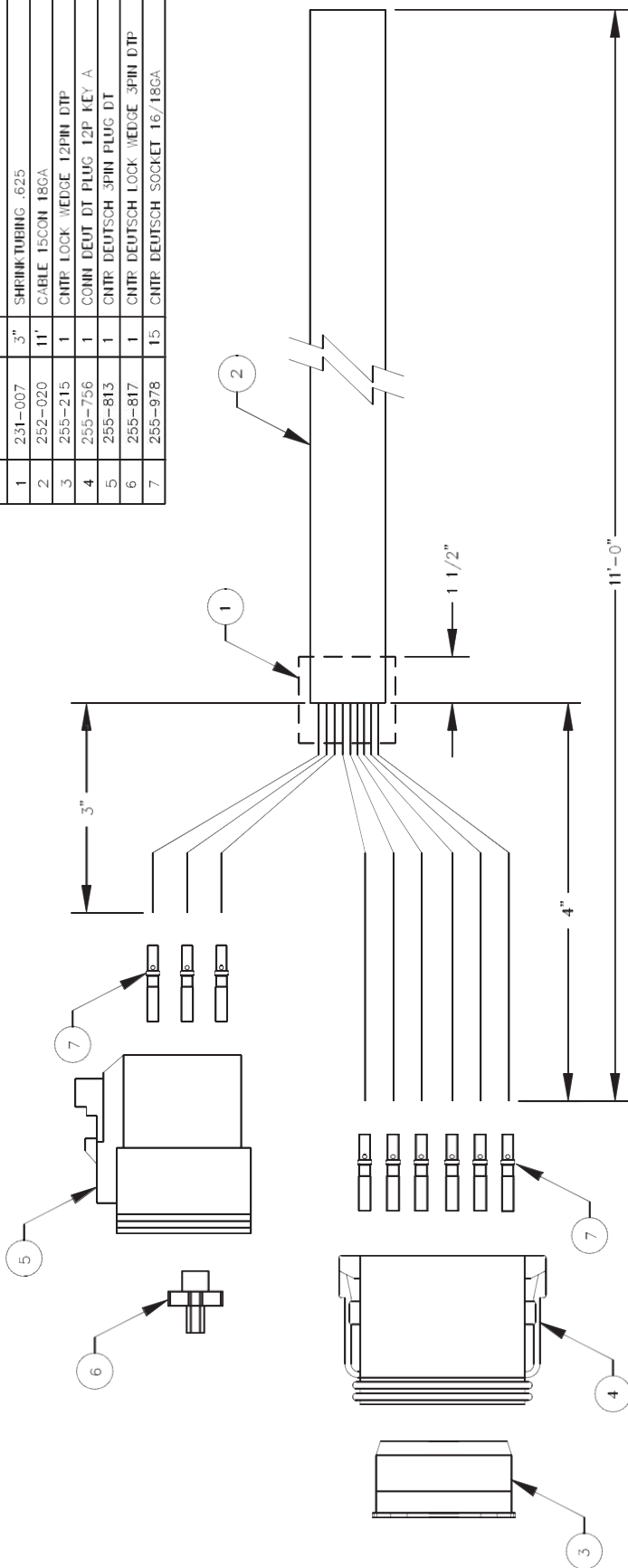
- ORIENT SWITCH NOTCHES AS SHOWN IN GRAPHIC
- USE THE ANGLE VALUES SHOWN AS REFERENCE



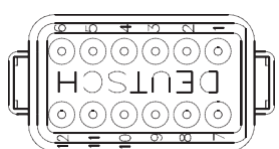


## Wiring harness

PARTS LIST			
№	PART NUMBER	QTY	PART DESCRIPTION
1	231-007	3"	SHRINK TUBING .625
2	252-020	11'	CABLE 15CON 18GA
3	255-215	1	CHTR LOCK WEDGE 12PIN DTP
4	255-756	1	CONN DEUT DT PLUG 12P KEY A
5	255-813	1	CHTR DEUTSCH 3PIN PLUG DT
6	255-817	1	CHTR DEUTSCH LOCK WEDGE 3PIN DTP
7	255-978	15	CHTR DEUTSCH SOCKET 16/18GA

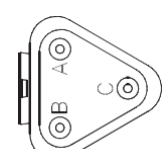


PIN\_OUT DETAIL



- 1 - RED
- 2 - ORG
- 3 - WHT
- 4 - BLU/BLK
- 5 - RED/BLK
- 6 - ORG/BLK
- 7 - WHT/BLK
- 8 - BLU
- 9 - BLK/WHT
- 10 - GRN
- 11 - BLK
- 12 - GRN/BLK

PIN\_OUT DETAIL

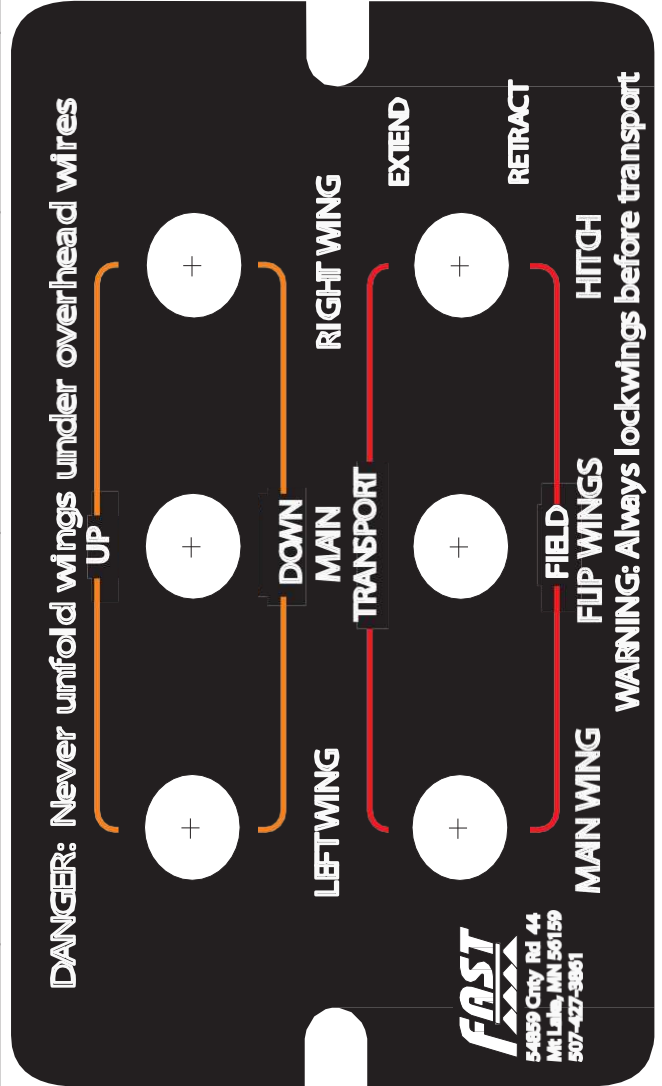


- A - GRN/WHT
- B - BLU/WHT
- C - RED/WHT

## Control Console Wiring harness

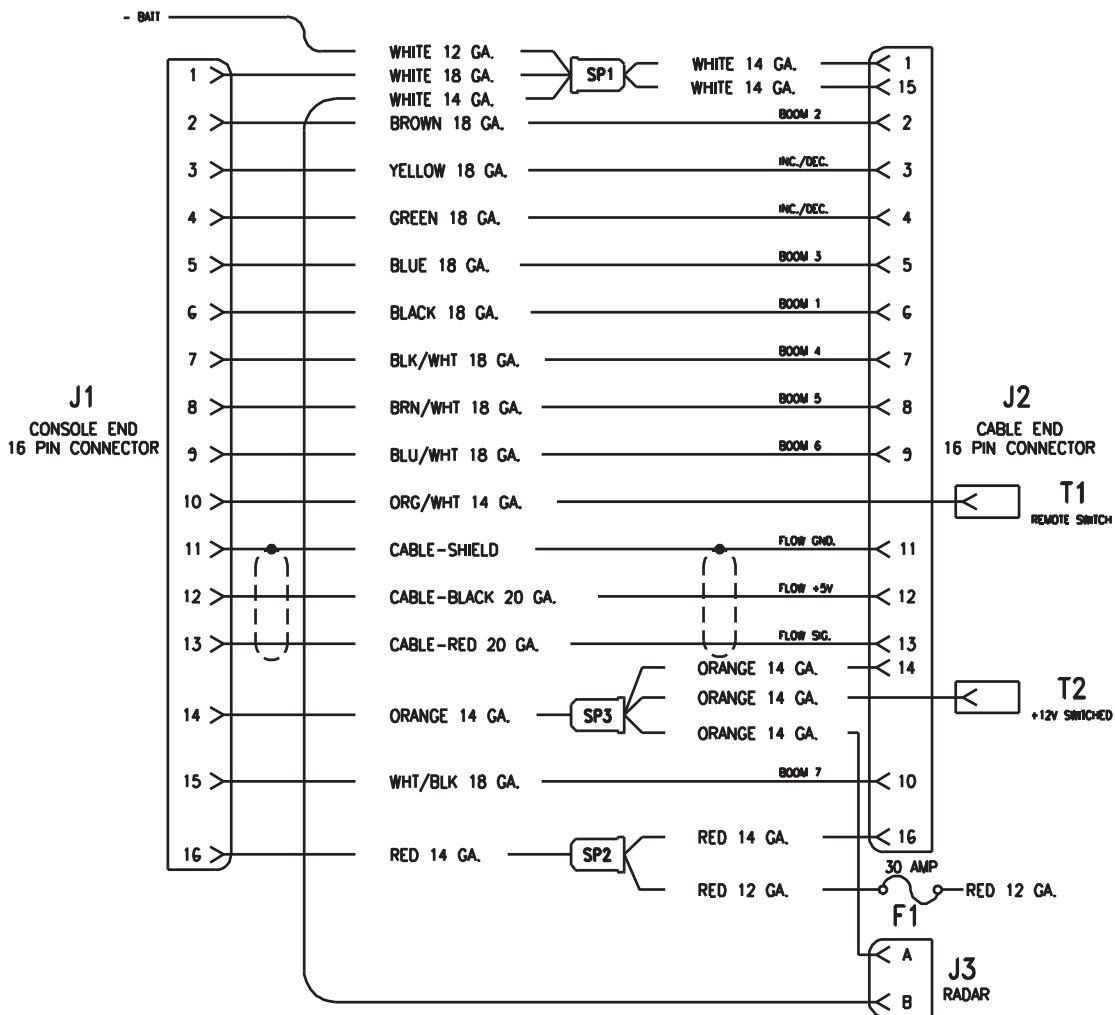
700-0806-4105 120" Fixed Tongue

Switch No.	Boot Color	Switch Position	Hot Wires	Pin Out Location	Pressure Ports	Tank Ports	Function
1 Long	Green	Up (mom)	Org/Blk & Grn	6-12P, 10-12P	C4		Lt. Wing Up
		Center (stat)					Off
		Down (mom)	Org/Blk & Grn & Blk/Wht	6-12P, 10-12P, 9-12P		C4	Lt. Wing Down
2 Long	Yellow	Up (mom)	Wht/Blk & Grn & Blk/Wht	7-12P, 10-12P, 9-12P	C9		Main Up
		Center (stat)					Off
		Down (mom)	Wht/Blk & Grn	7-12P, 10-12P		C9	Main Down
3 Long	Gray	Up (mom)	Red/Blk & Grn	5-12P, 10-12P	C5		Rt. Wing Up
		Center (stat)					Off
		Down (mom)	Red/Blk & Grn & Blk/Wht	5-12P, 10-12P, 9-12P		C5	Rt. Wing Down
4 Short	Red	Up (mom)	Wht & Blu & Grn	3-12P, 8-12P, 10-12P	C2	C7	Main Wing Transport
		Center (stat)					Off
		Down (mom)	Wht & Blu & Grn & Blk/Wht	3-12P, 8-12P, 10-12P, 9-12P		C7	Main Wing Field
5 Short	Black	Up (mom)	Grn/Wht & Blu/Wht & Grn	1-3P, 2-3P, 10-12P	C3	C8	Flip Wings Transport
		Center (stat)					Off
		Down (mom)	Grn/Wht & Blu/Wht & Grn & Blk/Wht	1-3P, 2-3P, 10-12P, 9-12P		C8	Flip Wings Field
6 Short	Blue	Up (mom)	Red & Org & Grn	1-12P, 2-12P, 10-12P	C1	C6	Hitch Transport
		Center (stat)					Off
		Down (mom)	Red & Org & Grn & Blk/Wht	1-12P, 2-12P, 10-12P, 9-12P		C6	Hitch Field
			Blk	11-12P			Ground
			Red/Wht	3-3P			Ground
			Blu/Blk	4-12P			Ground
			Grn/Blk	12-12P			Ground



## Control Console Wiring harness

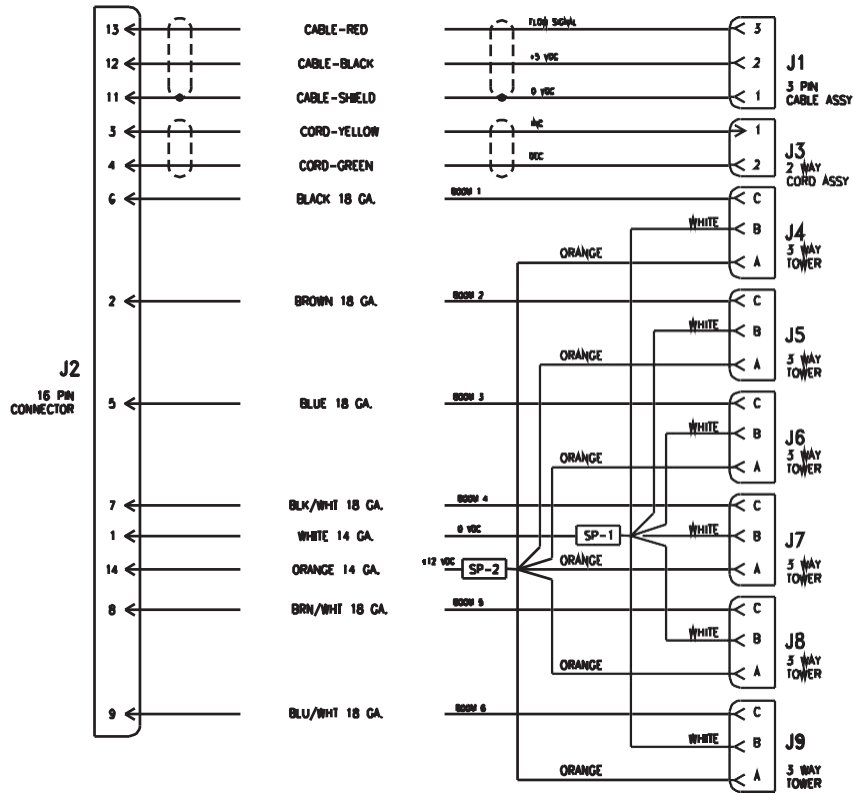
CABLE,  
CONSOLE, SCS 460, 6 BOOM, 10'  
115-0171-085 (Rev.A)





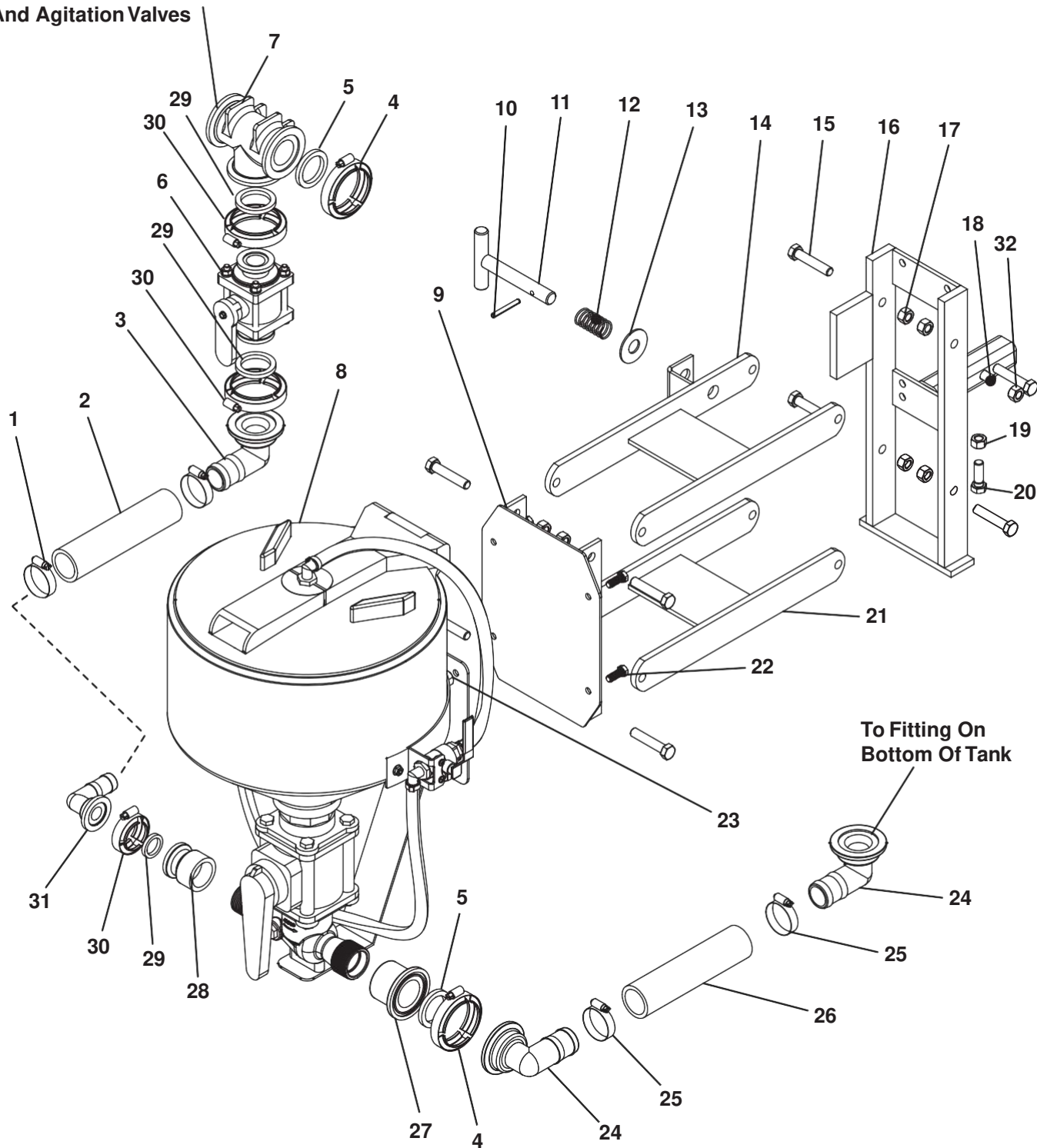
## Control Console Wiring harness

CABLE,  
12' PRODUCT, 6 BOOM WITH 3 PIN TOWERS  
115-0171-129 (Rev.A)



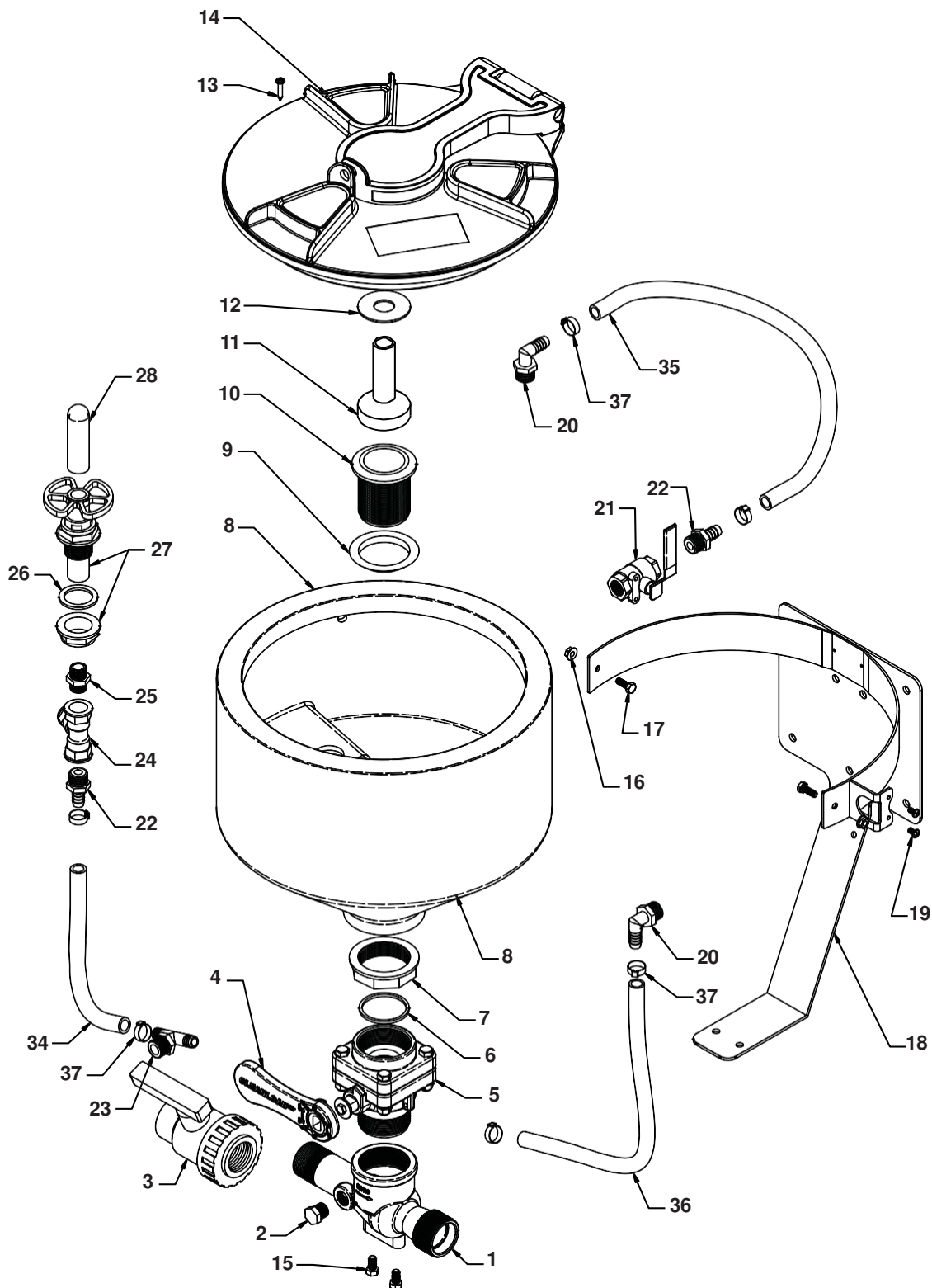
## hyPro Cleanload Educator & mounting

Installs In Line With Rinse  
And Agitation Valves



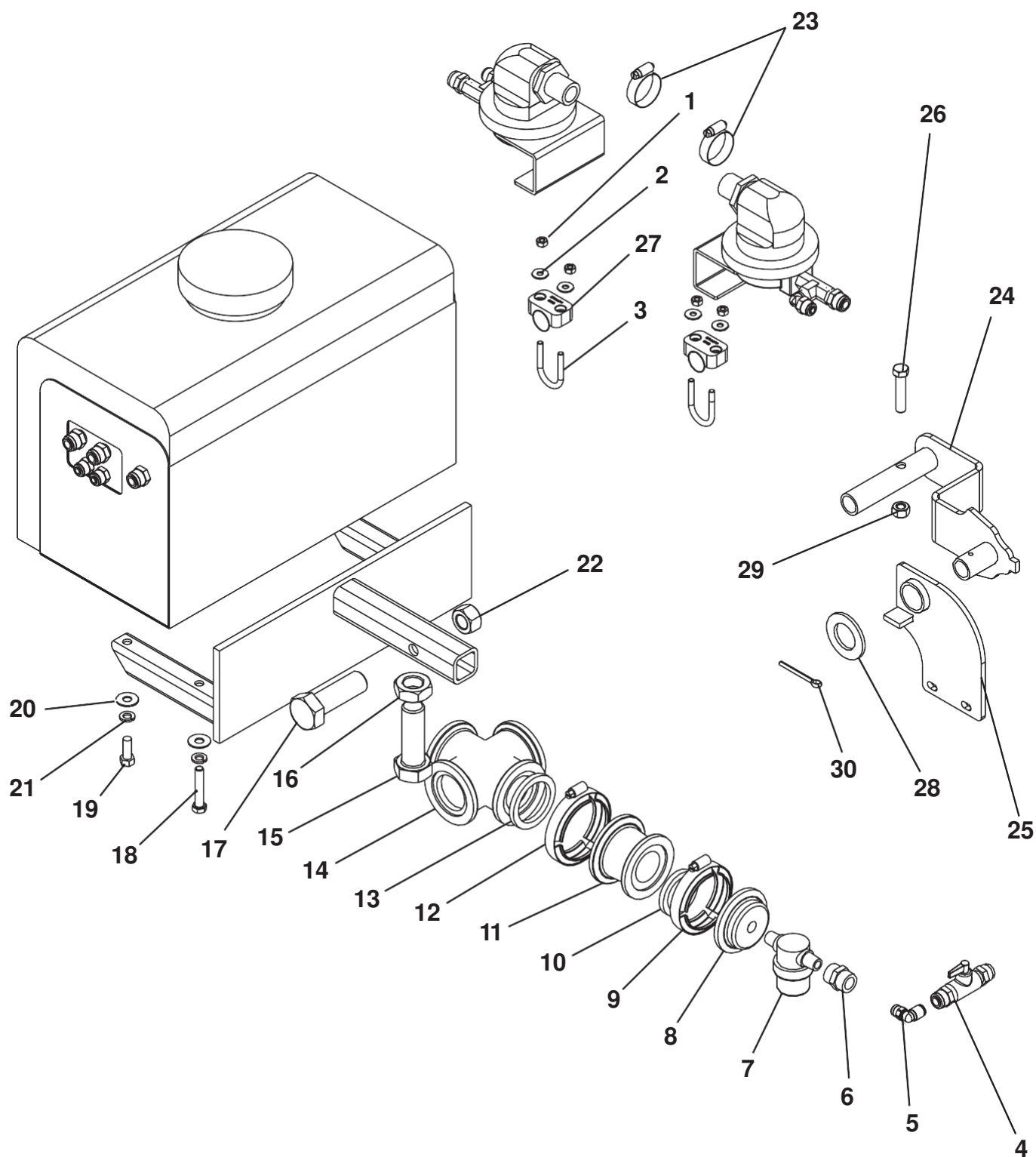


## hyPro Cleanload Educator



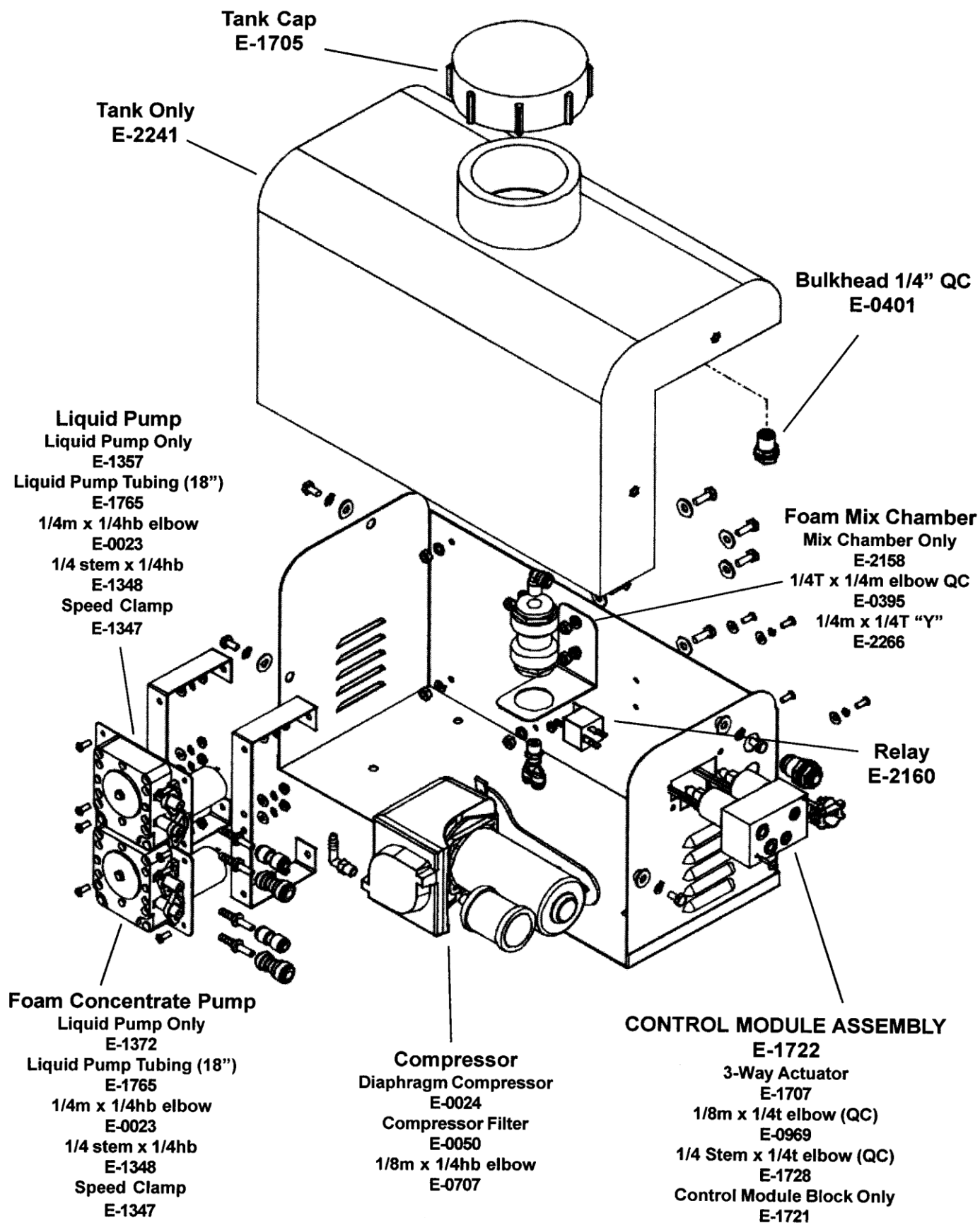


## RichWay direct Injection foamer & mounting



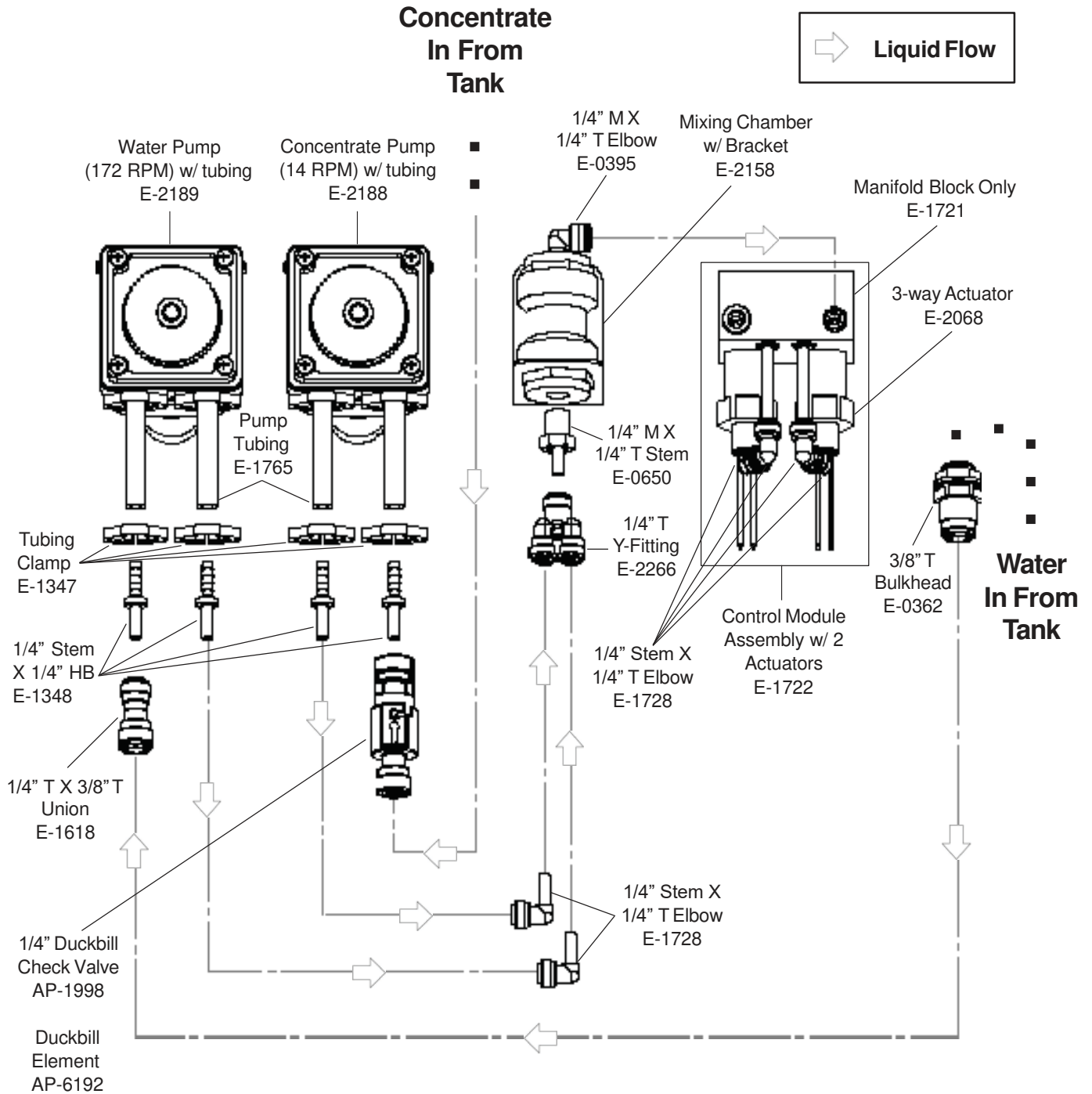


## RichWay foam marker 3 Gallon tank

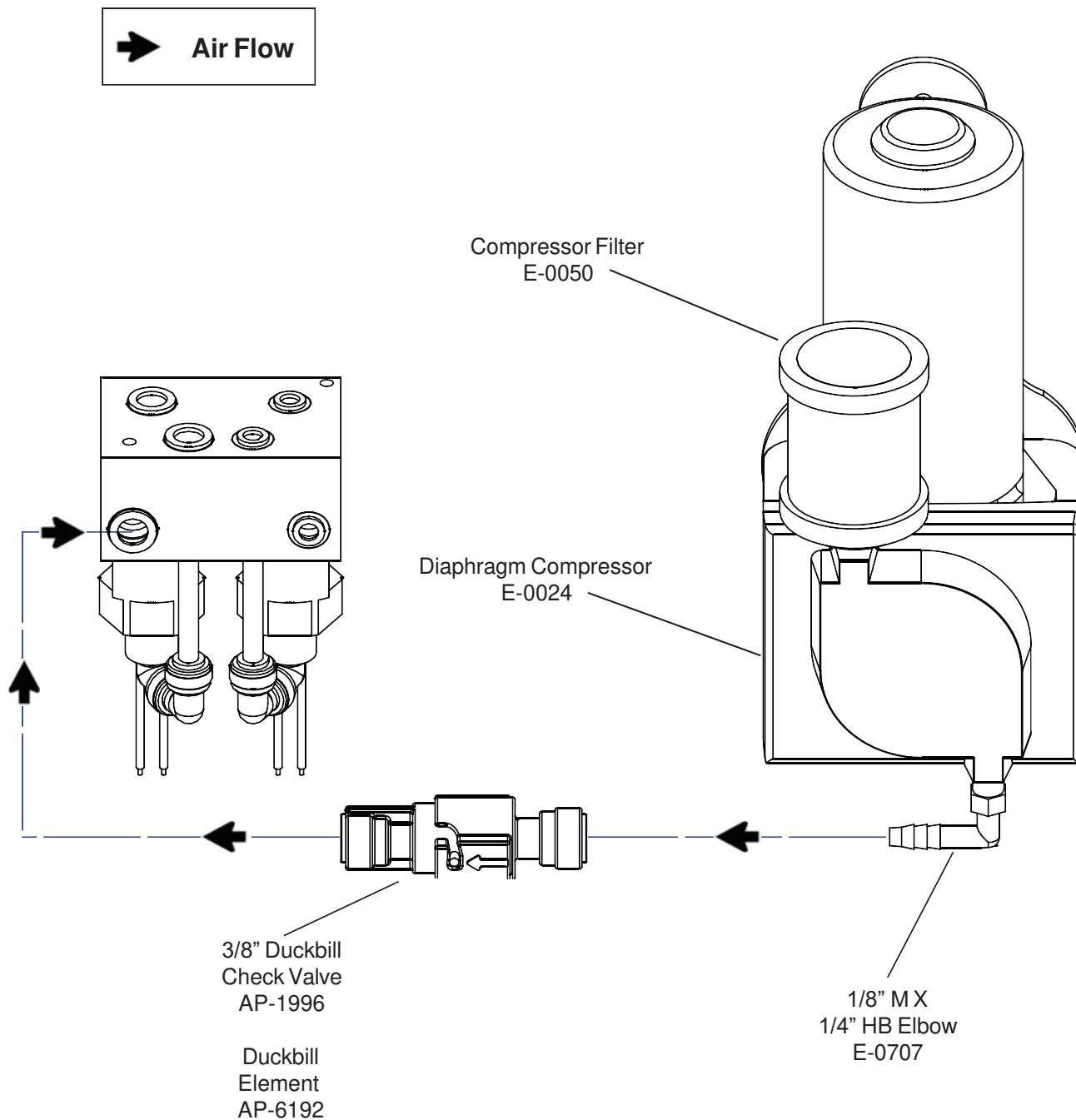




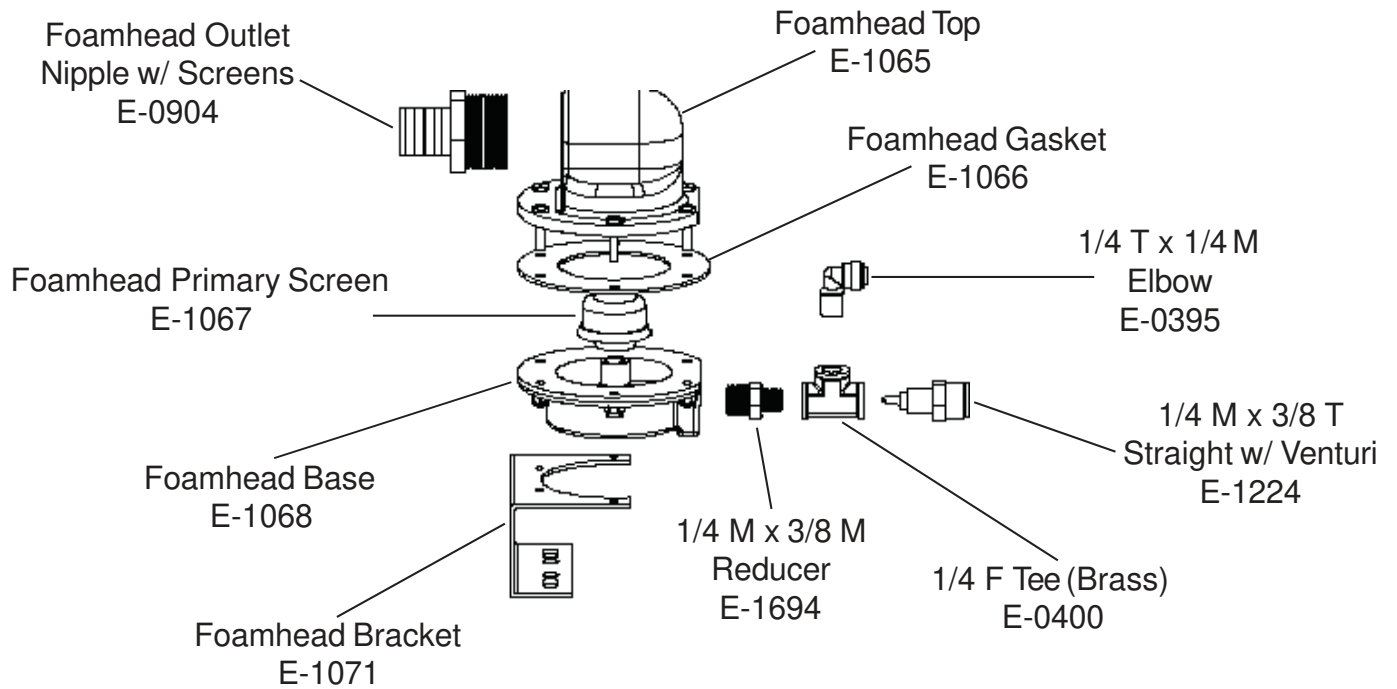
## RichWay foam marker liquid flow



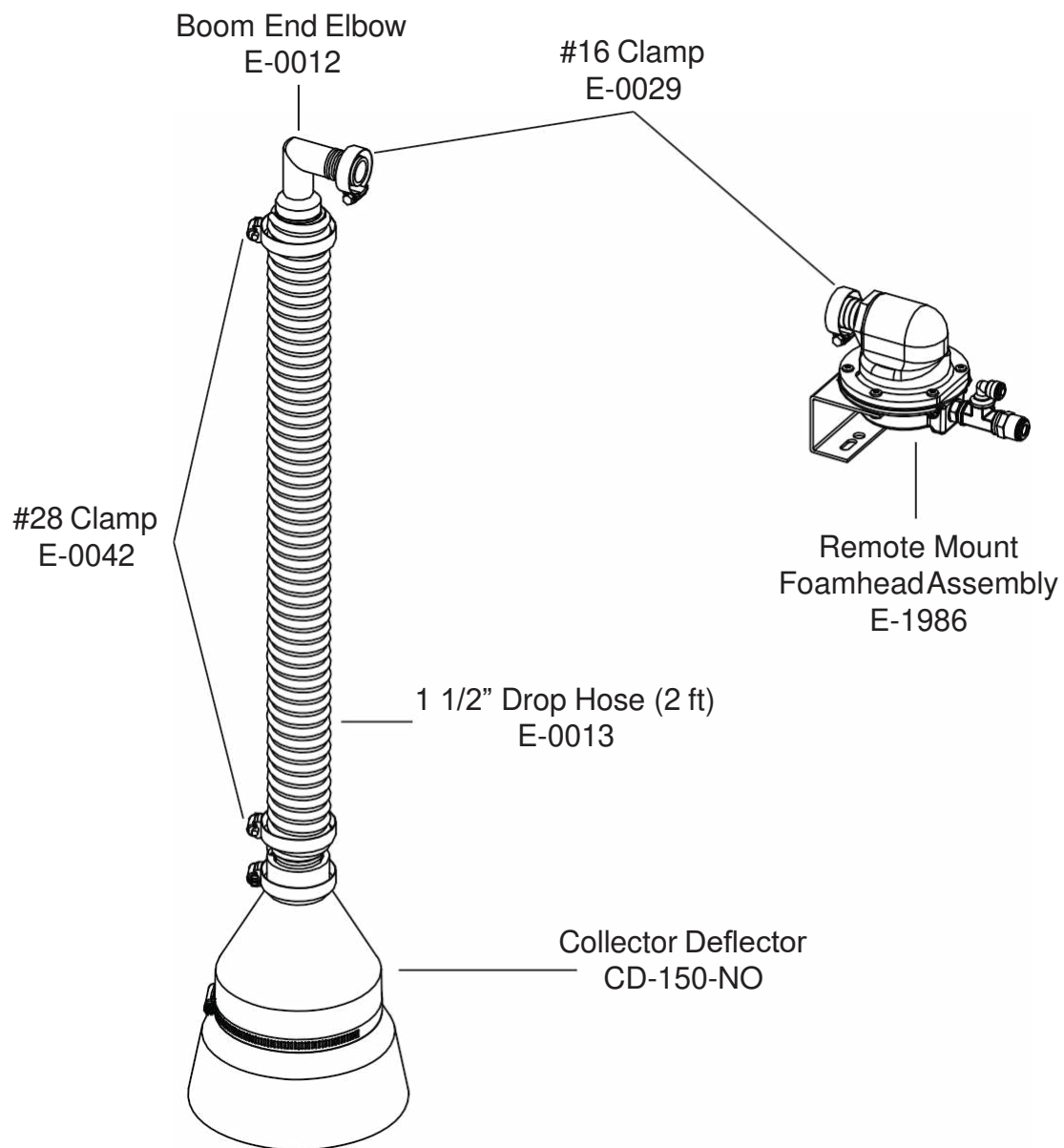
## RichWay foam marker Compressor



## RichWay foam Marker foamhead



## RichWay foam marker Boom end



## RichWay foam marker Wiring harness

Concentrate To  
Power unit


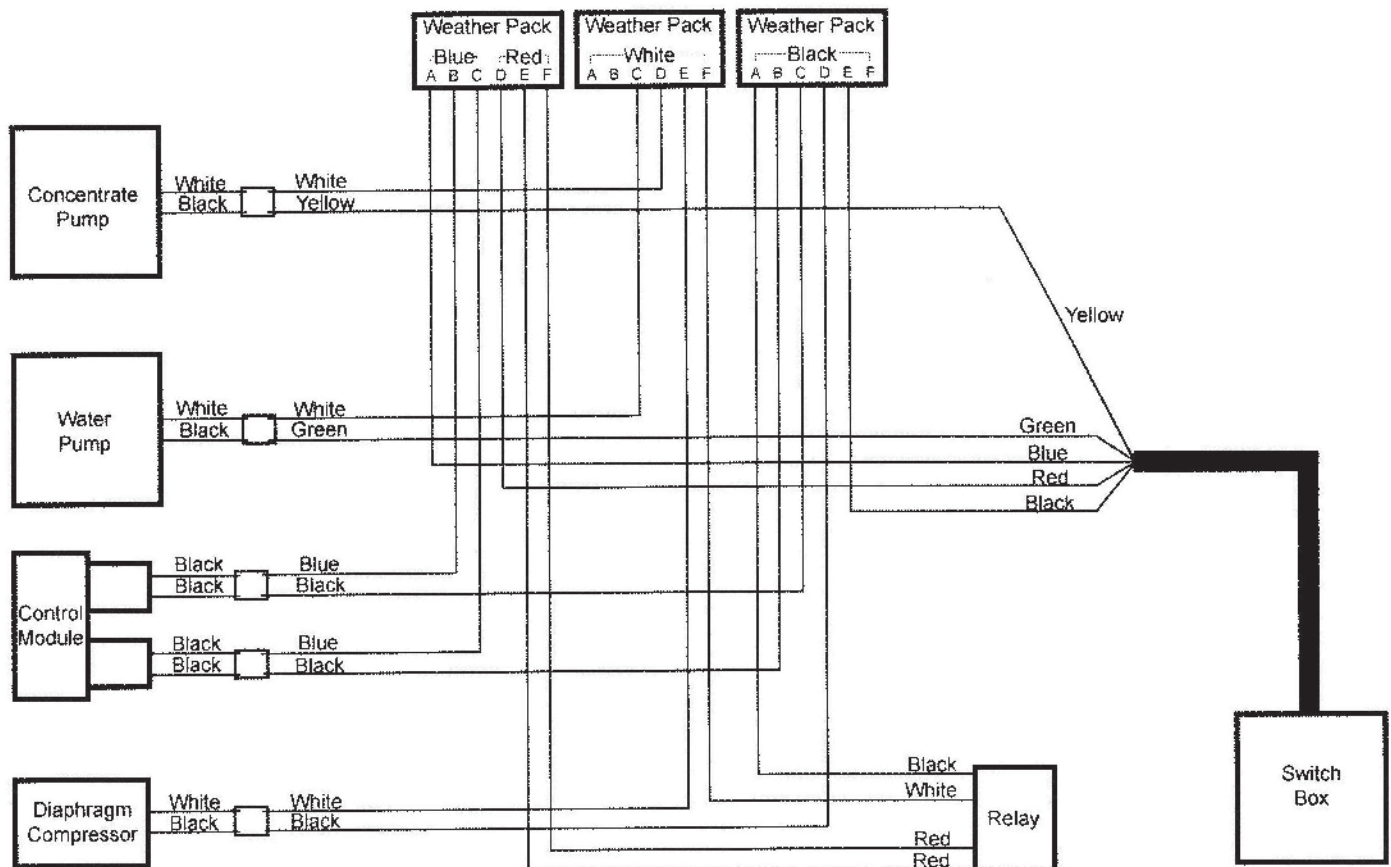
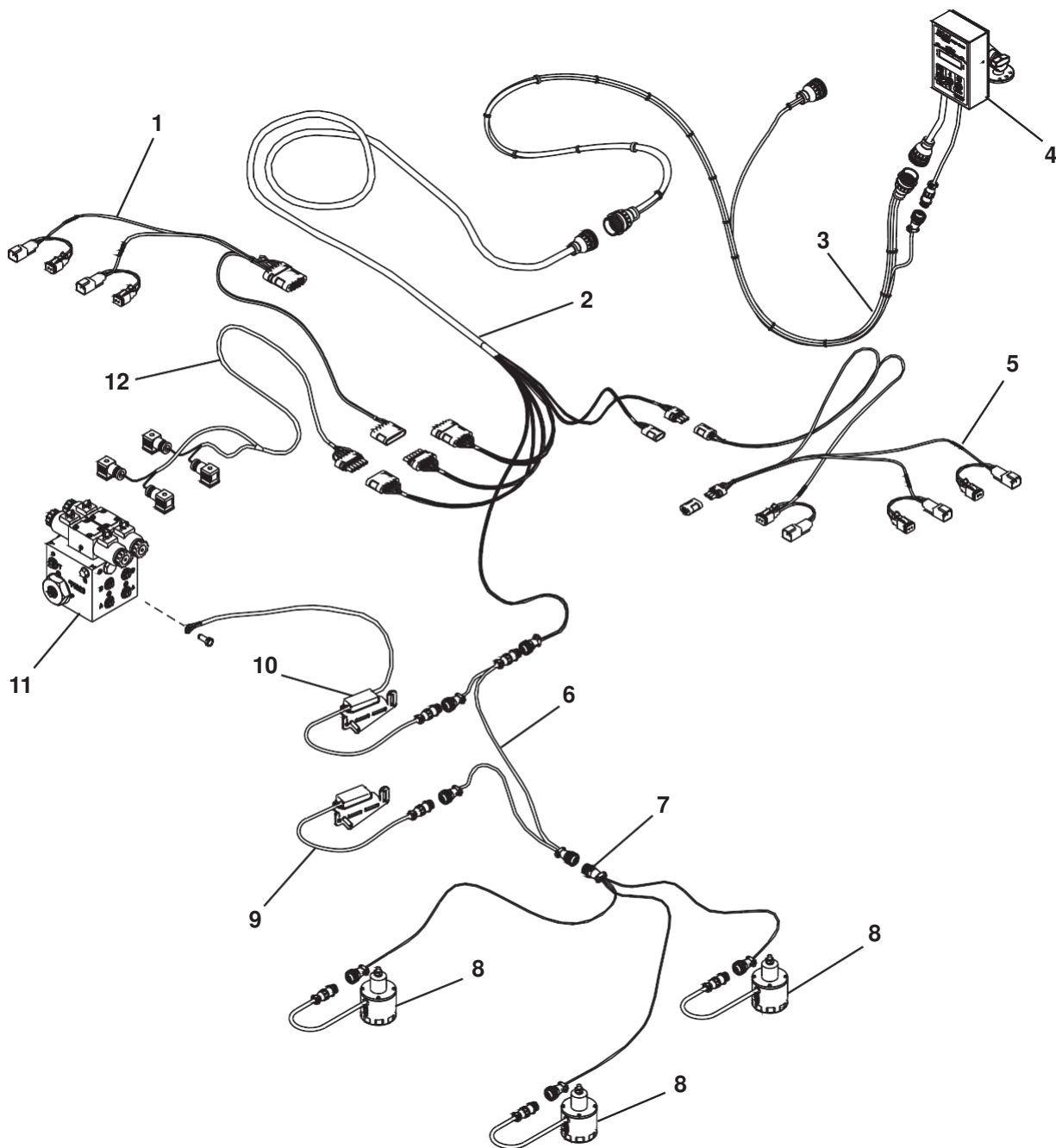


FIGURE 10 - Versa Trac Tank Components

### APPENDIX 4

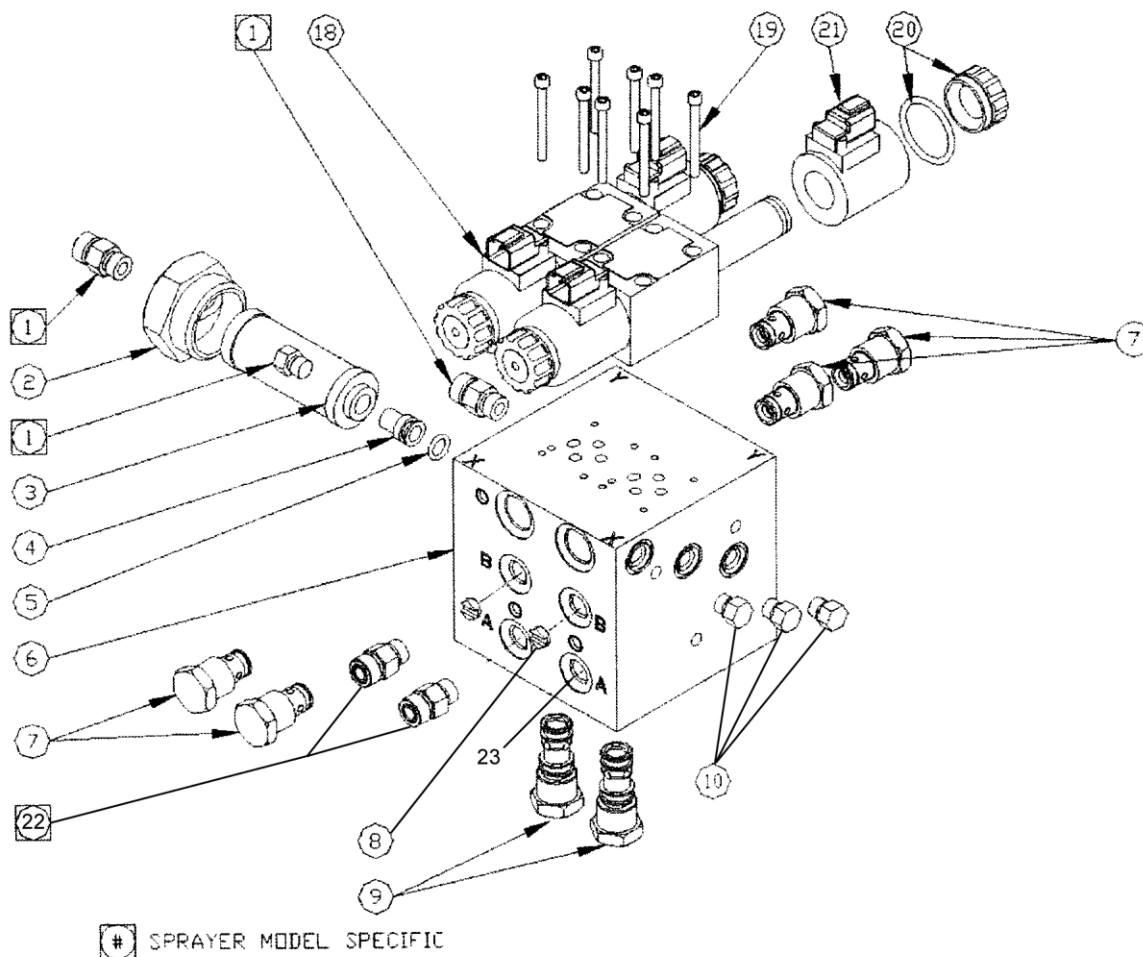


## noraC auto height Boom Control uC4+ kit layout





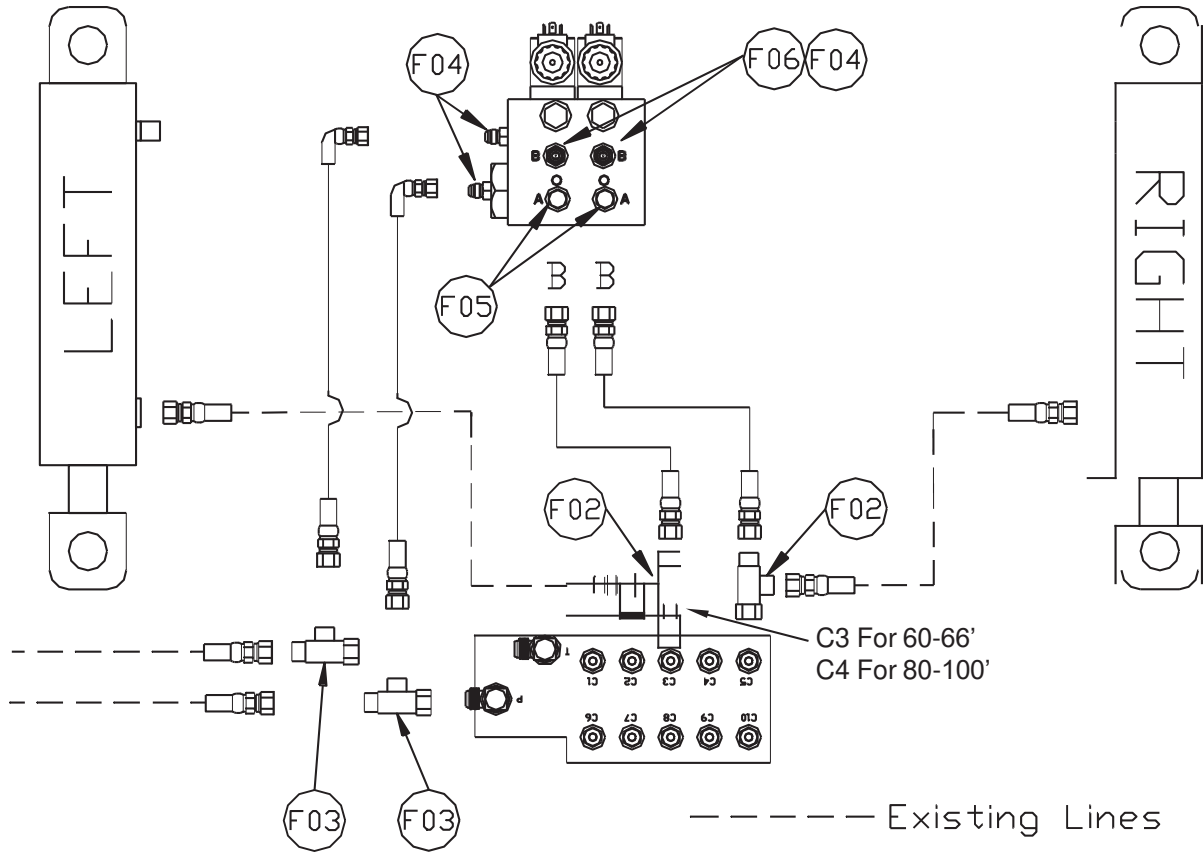
## noraC hydraulic Valve Block



Item	Vendor Part #	Fast Part #	Description	Qty.	60 Ft.	80-90 Ft.	100 Ft.
1	W400-6-6		Hydraulic Coupling - Model Specific	2			
2	44897		Filler cap With 60RB Port	1			
3	104827		Hydraulic Filter Element, 3000 PSI in-line 10 Micron	1			
4	44896		Filter Insert	1			
5	104998		O-Ring 5/8 x 0.420 ID x 0.103	1			
6	44923		Valve Block2 Station Closed center	1			
7	104943		Hydraulic Check valve C-10-2	3			
8	44928		Orifice Insert 0.047	2			
9	104944		Check Valve Cartridge C-10-3S	2			
10	103381		Plug 4MBP	5			
18	105723		Hydraulic Valve 12V	1			
19	100739		Hex Socket Cap Screw 10-24 x 2"	8			
20	105948		Coil Nut & O-Ring For NORAC #10599 & 105723	4			
21	105926D		Coil 12V For NORAC #10599 & 105723	4			
21	105927		Coil 12V For NORAC DIN	4			
22	103312		Male Adapter 6MB-6MJ	2			
23	104369		Plug 6MBP	2			

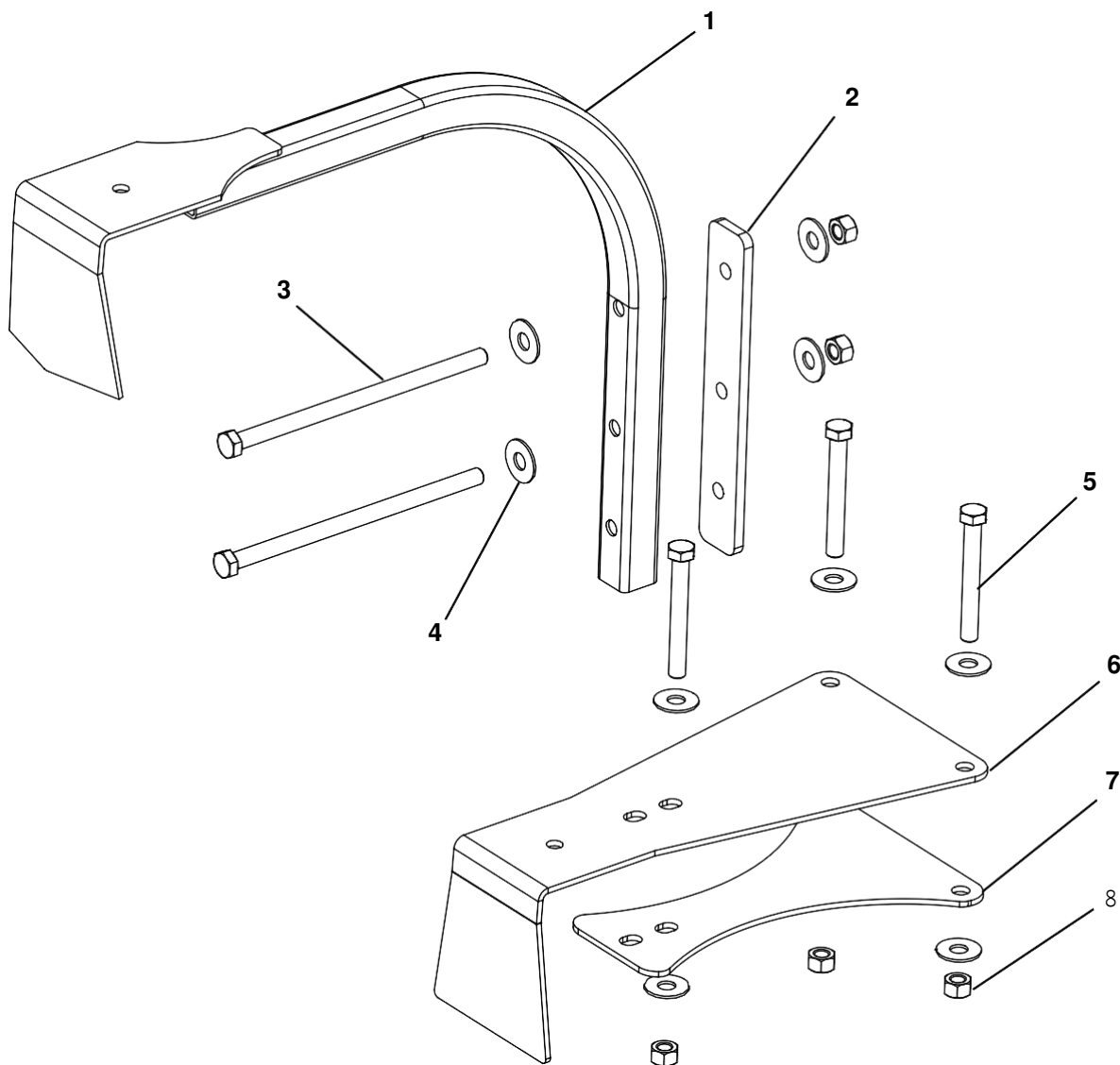


## noraC auto height Boom Control hydraulic Schematic uC4+ & uCs



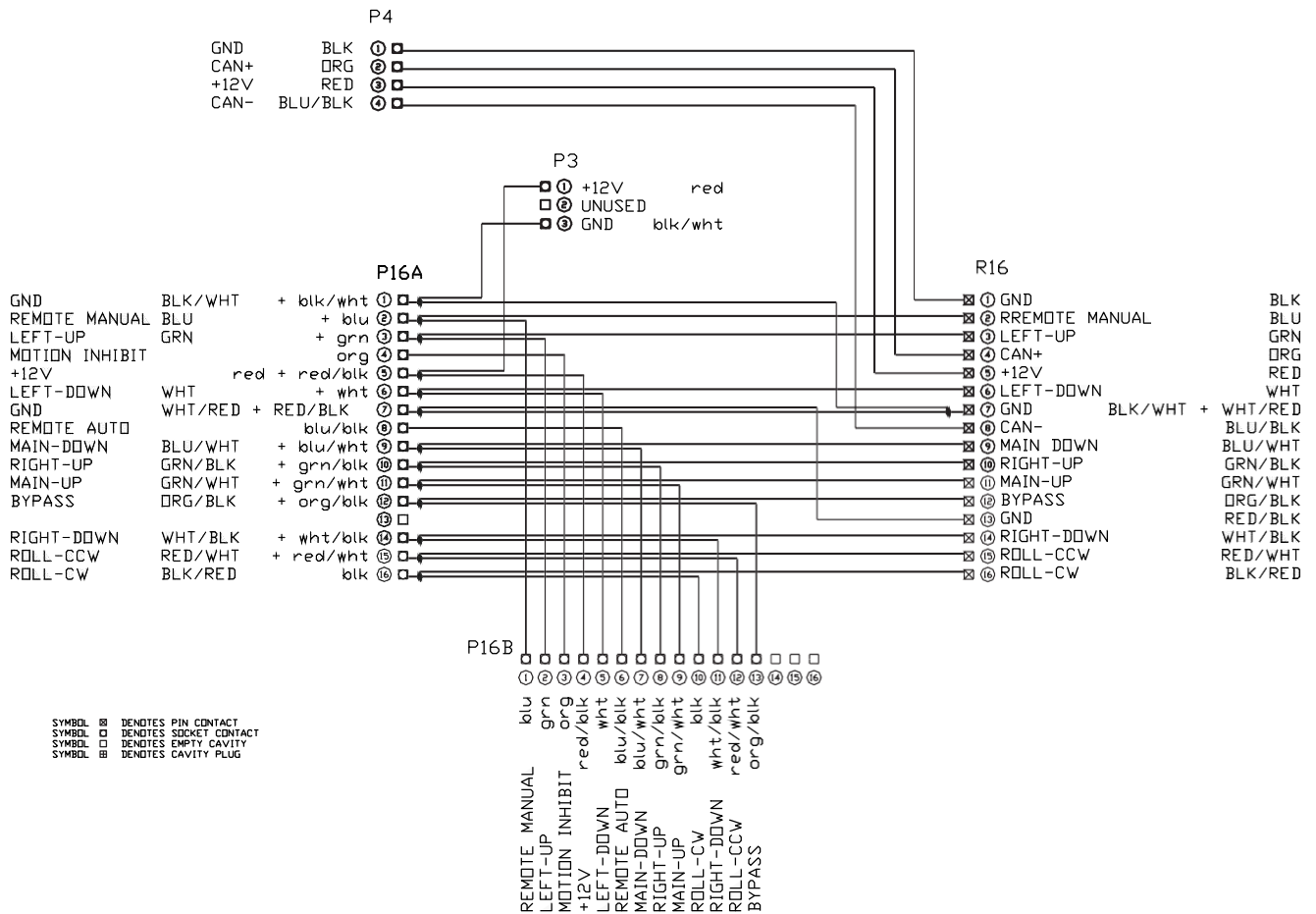
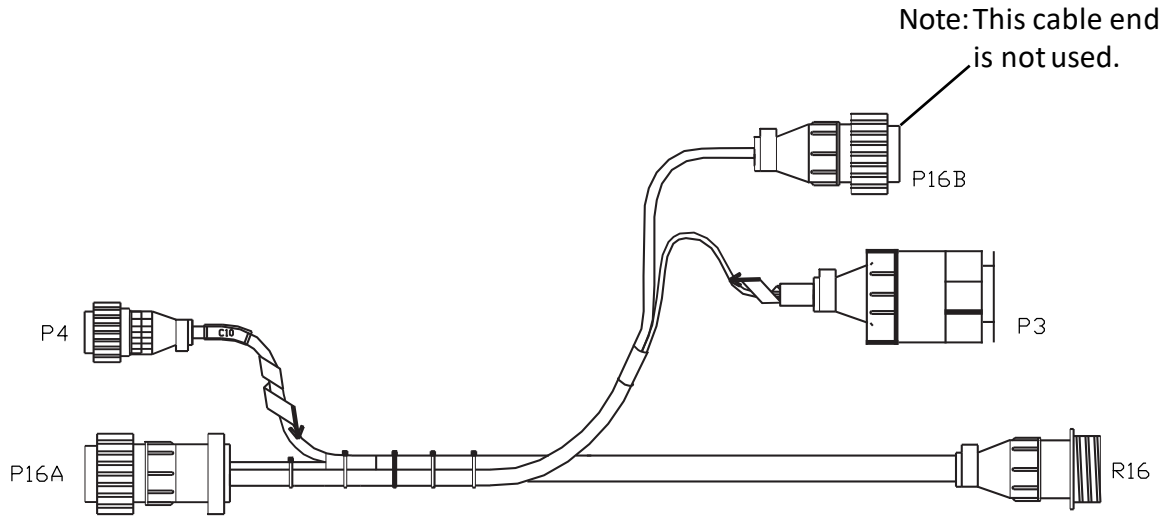
Item	Part Number	Name	Quantity	Picture
F02	105588	TEE ADAPTER - 4FJXR 4MJT	2	
F03	104632	TEE ADAPTER 8FJXR 8MJT	2	
F04	103312	MALE ADAPTER - 6MB 6MJ	4	
F05	104369	PLUG - 6MBP	2	
F06	44928	ORIFICE INSERT .047 IN ONE WAY	2	

## noraC auto height Boom Control Brackets

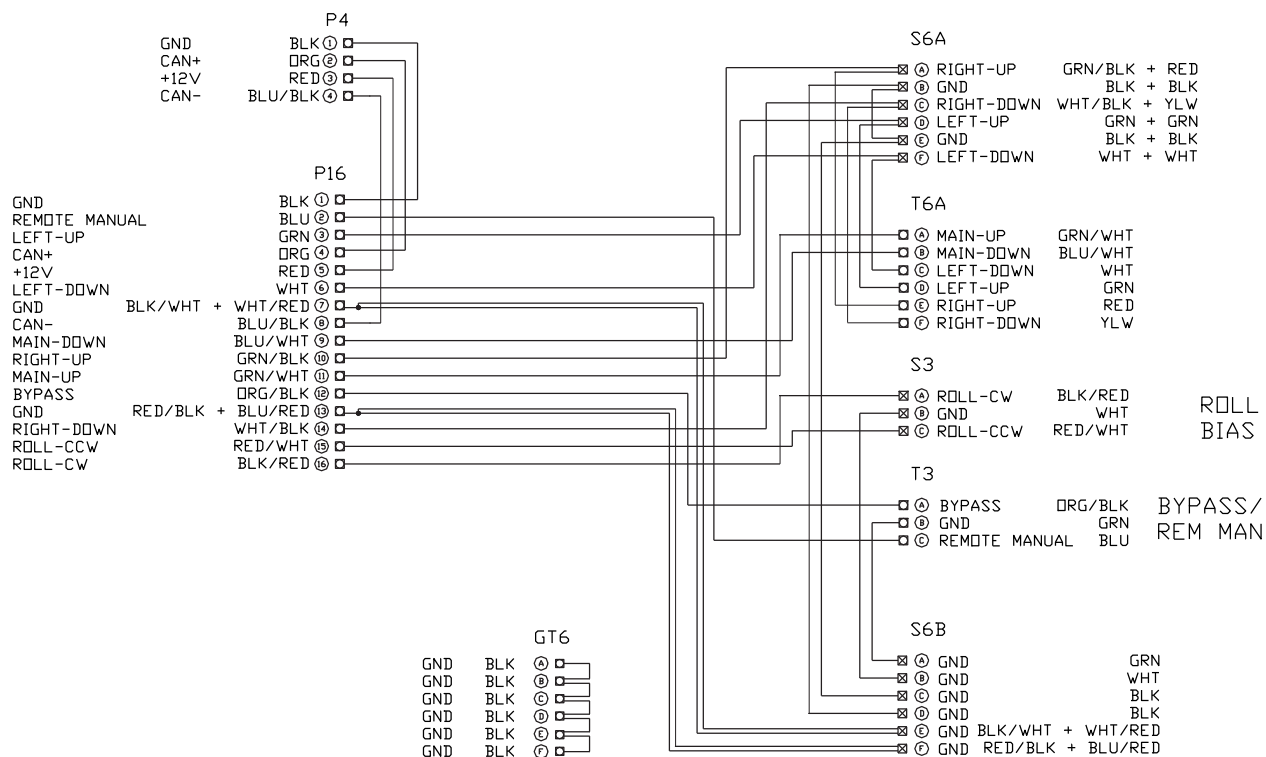
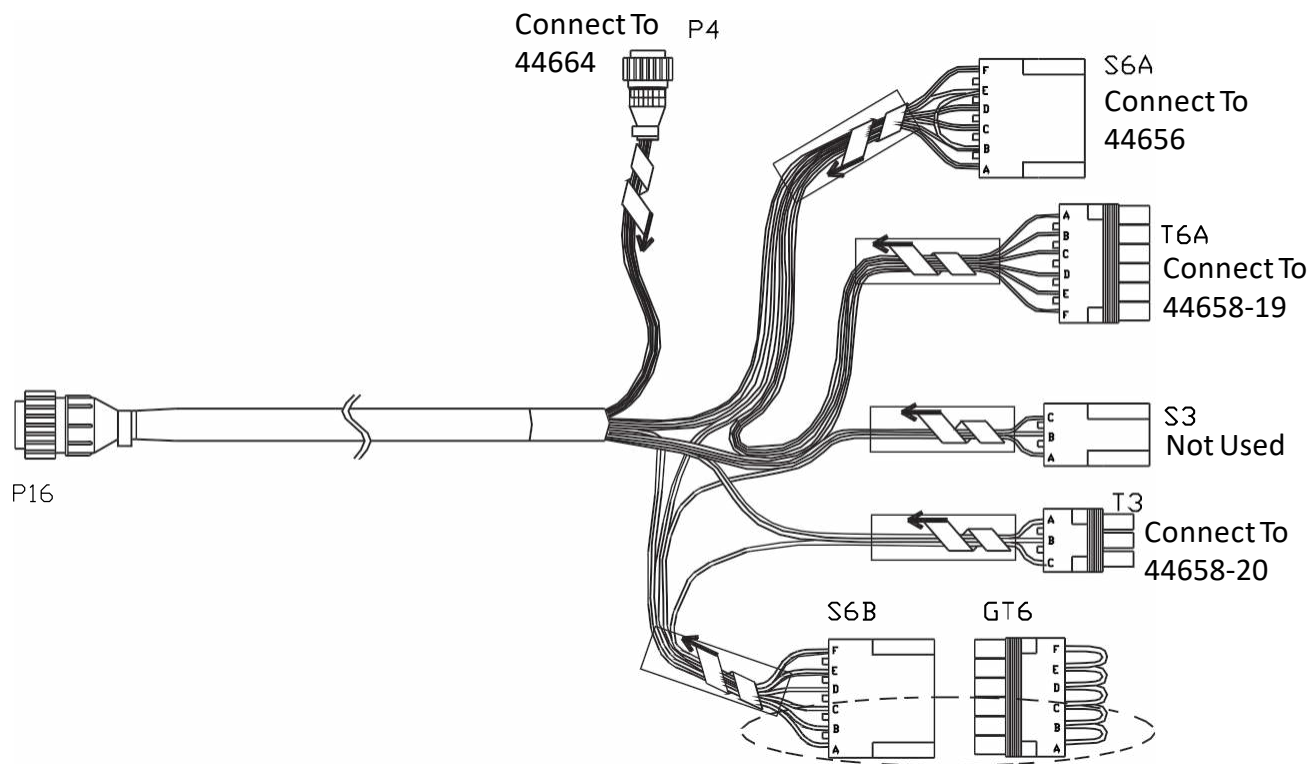


Item	Vendor Part #	Fast Part #	Description	Qty.	60 Ft.	80-90 Ft.	100 Ft.
1		11958	Bracket	1			
2		11952	Back Strap	1			
3		437	Hex Head Bolt 3/8 x 7"	2			
4		258	Flat Washer 3/8"	10			
5		132	Hex Head Bolt 3/8 x 3"	3			
6		14460	Bracket, Sensor	1			
7		14459	Plate, Lock	1			
8		237	Nut 3/8" Centerlock ZP	10			

## noraC auto height Boom Control harness

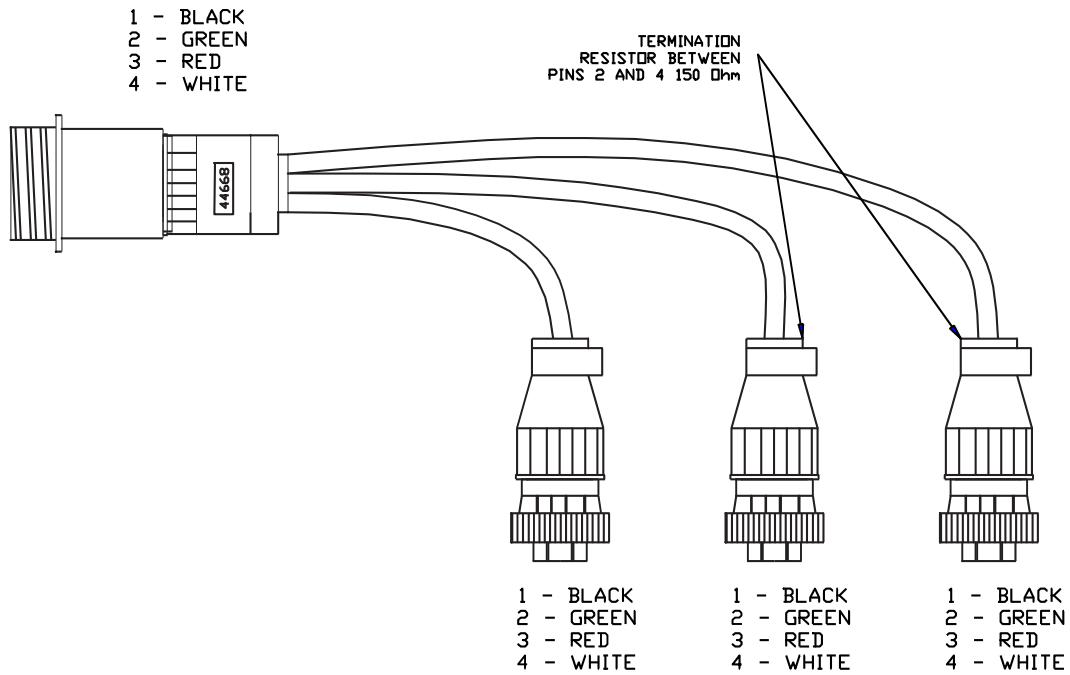


## noraC auto height Boom Control extension harness

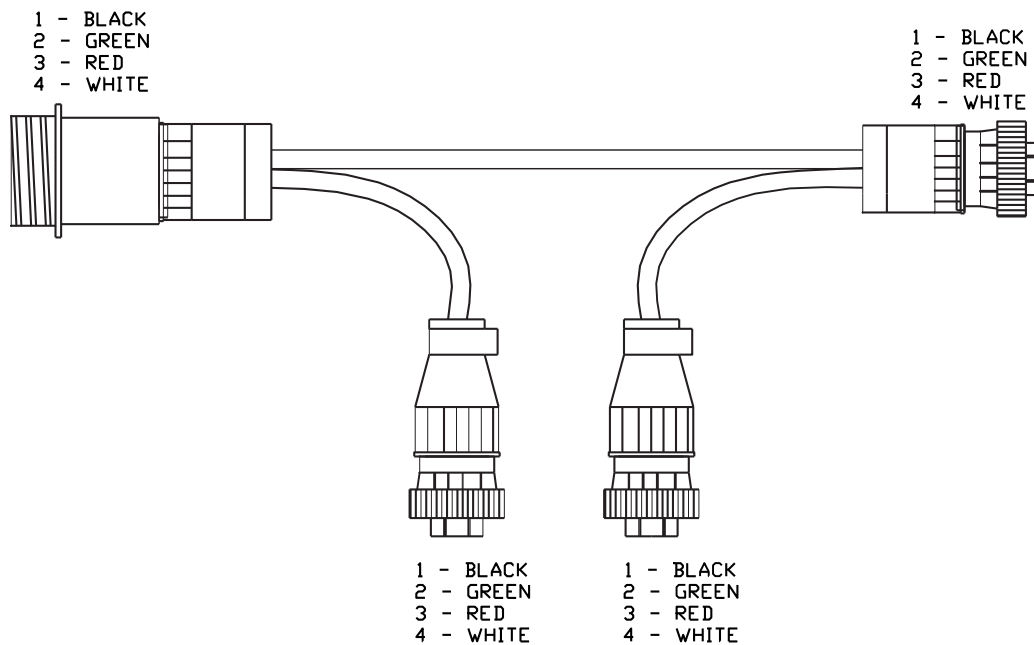


## noraC auto height Boom Control Sensor CaBles

### ITEM C02: 44668 – SENSOR BRANCH CABLE



### ITEM C02B: 44664 – CABLE UC4 CAN NODE DUAL



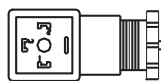
## noraC auto height Boom Control Valve Cable

### ITEM C03: 44656 – VALVE CABLE (VARIABLE RATE) DIN Terminal

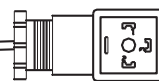
PIN	WIRE COLOR	FUNCTION
A	GREEN	RIGHT-UP
B	BLACK	GND
C	WHITE	RIGHT-DOWN
D	GREEN	LEFT-UP
E	BLACK	GND
F	WHITE	LEFT-DOWN



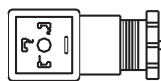
PIN	WIRE COLOR	FUNCTION
1	GREEN	LEFT-UP
2	BLACK	GROUND
3	NOT USED	NOT USED



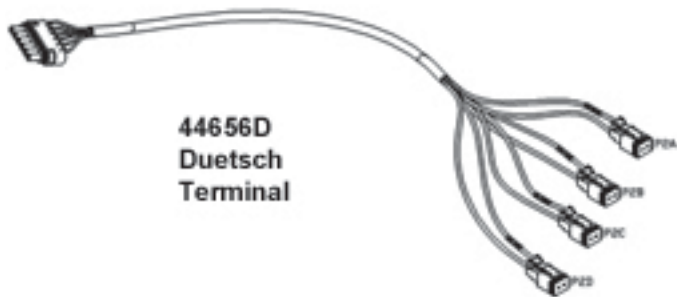
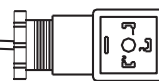
PIN	WIRE COLOR	FUNCTION
1	GREEN	RIGHT-UP
2	BLACK	GROUND
3	NOT USED	NOT USED



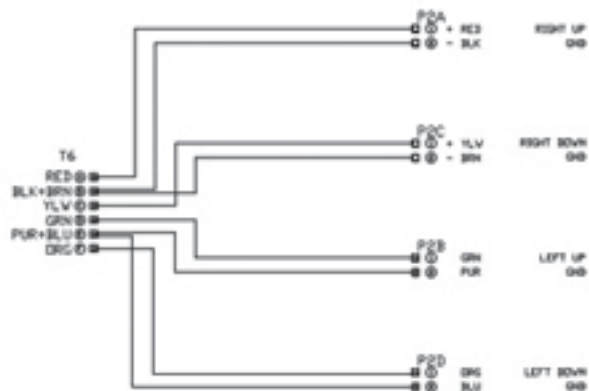
PIN	WIRE COLOR	FUNCTION
1	WHITE	LEFT-DOWN
2	BLACK	GROUND
3	NOT USED	NOT USED



PIN	WIRE COLOR	FUNCTION
1	WHITE	RIGHT-DOWN
2	BLACK	GROUND
3	NOT USED	NOT USED



RIGHT UP  
GROUND  
RIGHT DN  
LEFT UP  
GROUND  
LEFT DN

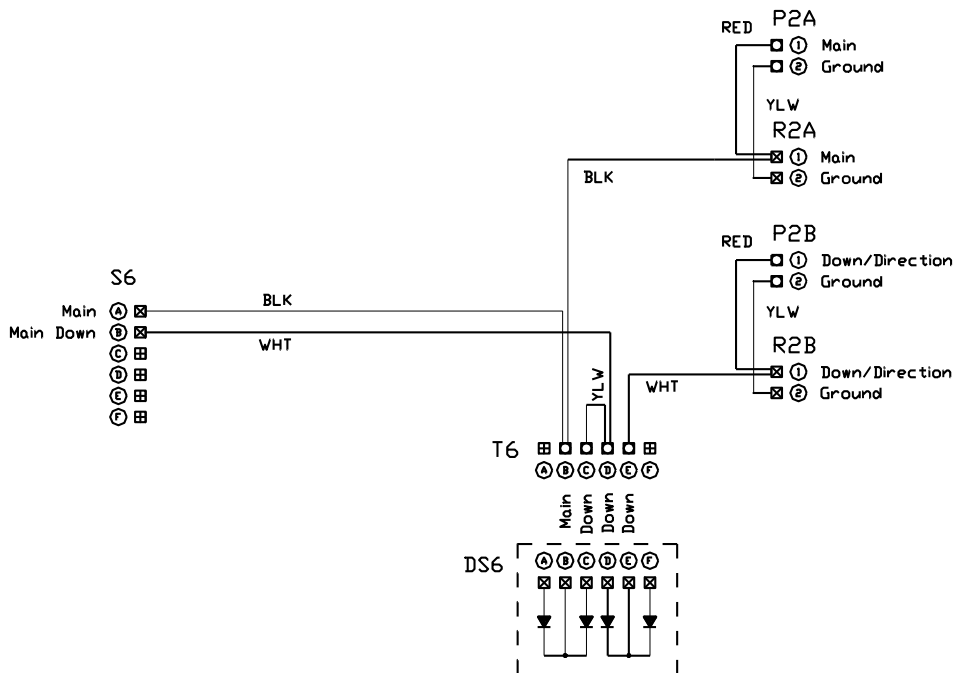
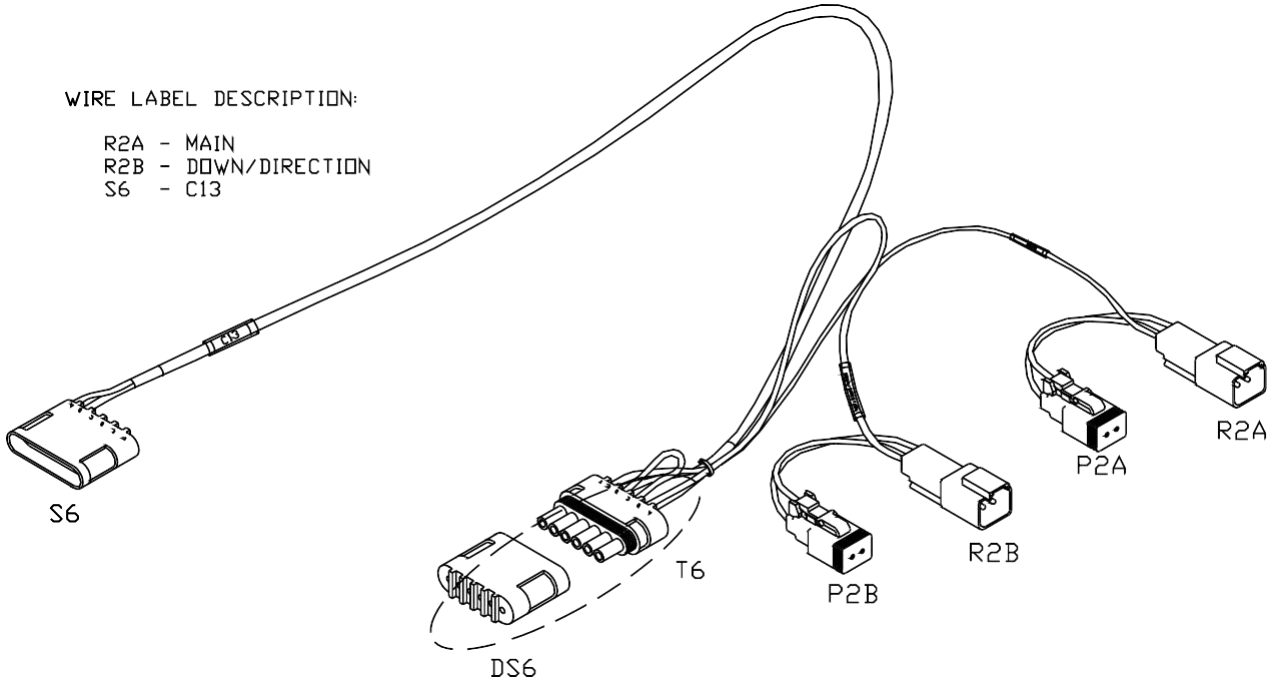


## noraC auto height Boom Control main Interface CaBle

### ITEM C13: 44658-19 – MAIN INTERFACE CABLE

WIRE LABEL DESCRIPTION:

- R2A - MAIN
- R2B - DOWN/DIRECTION
- S6 - C13

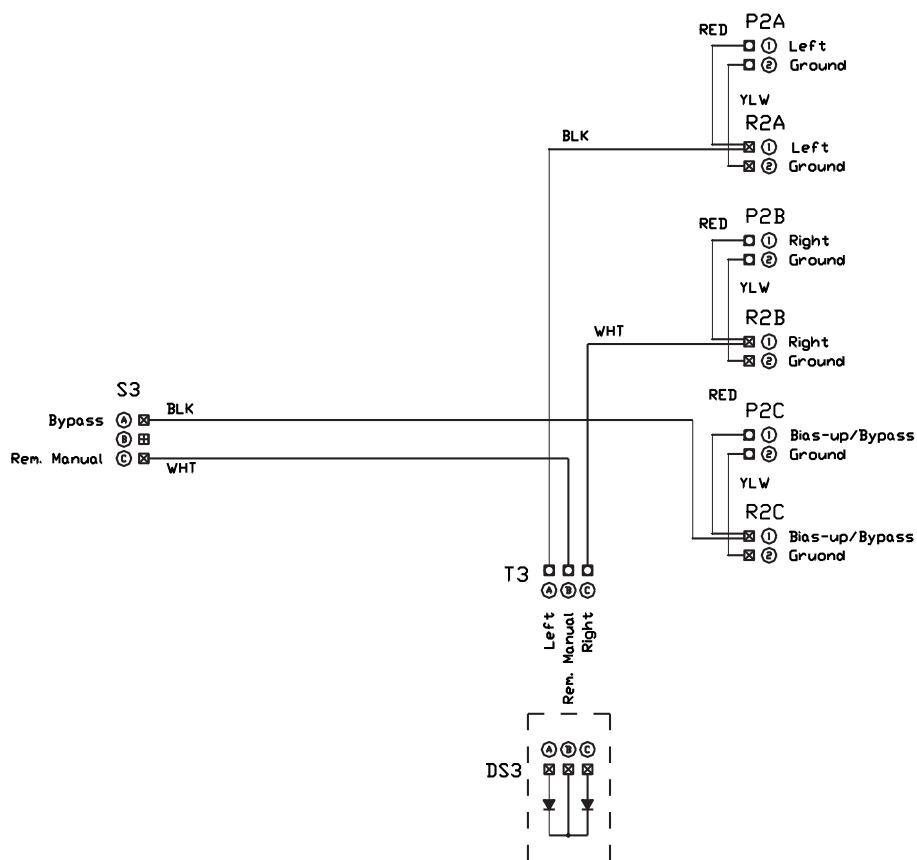
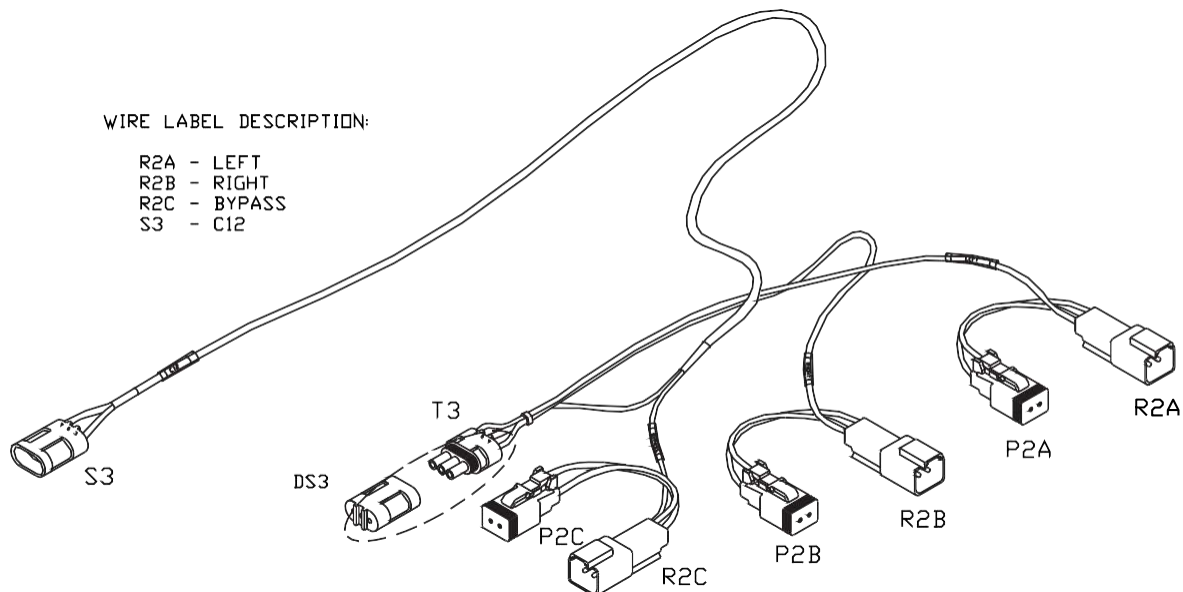


## noraC auto height Boom Control WinG Interface Cable

### ITEM C12: 44658-20 – WING INTERFACE CABLE

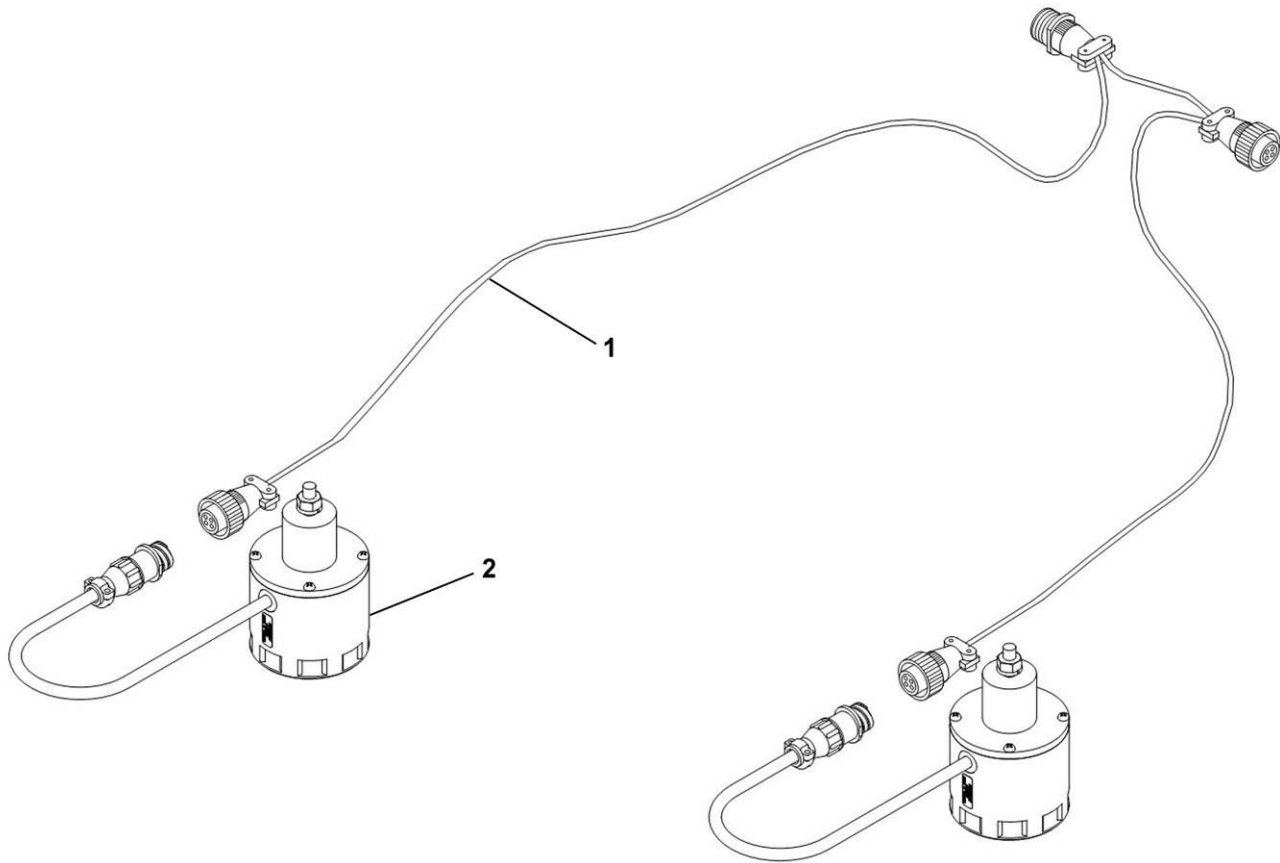
WIRE LABEL DESCRIPTION:

- R2A - LEFT
- R2B - RIGHT
- R2C - BYPASS
- S3 - C12



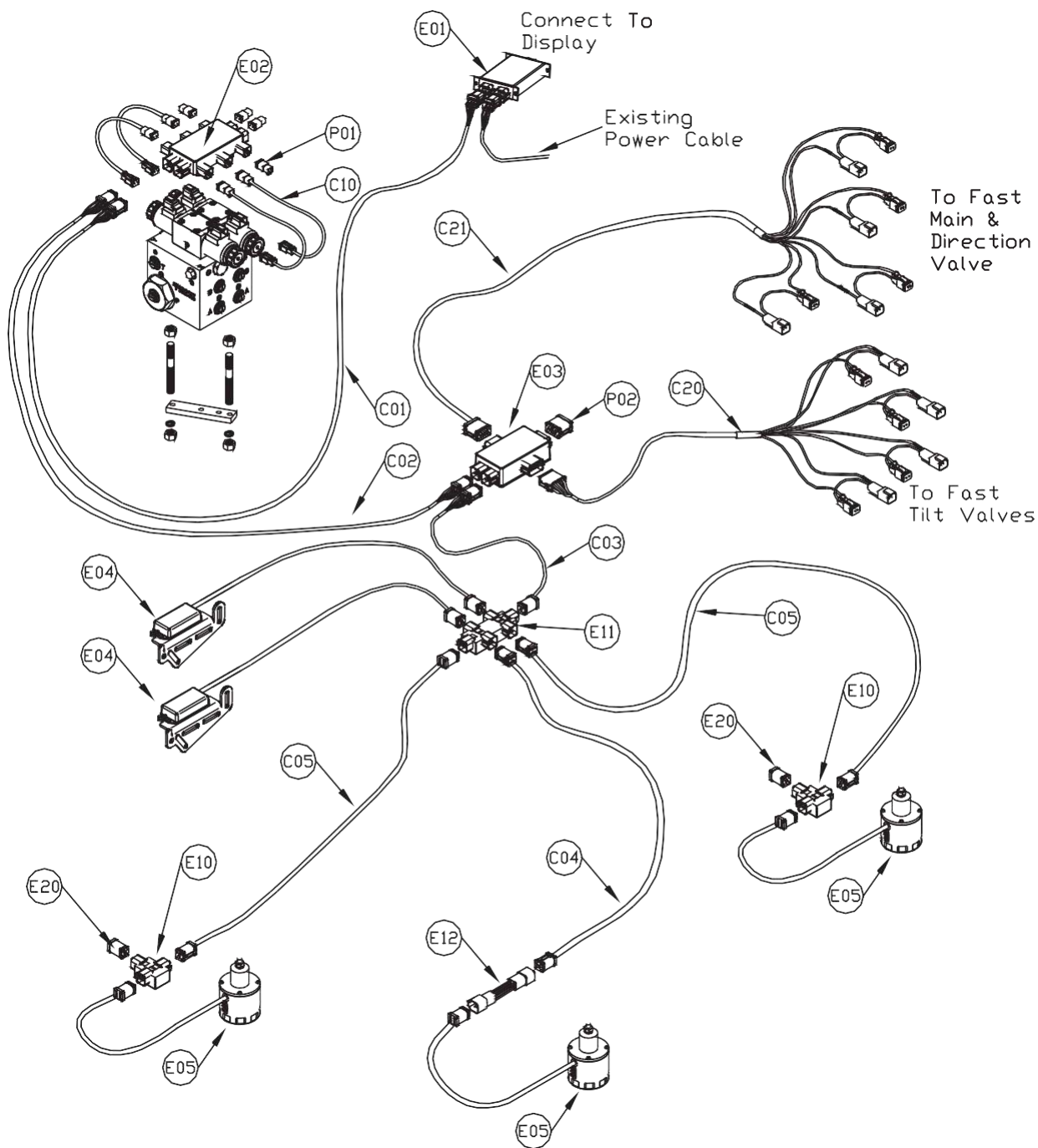


## Severe terrain CaBLE UC4+



Item	Vendor Part #	Fast Part #	Description	Qty.	60 Ft.	80-90 Ft.	100 Ft.
1	44669		Cable Severe Terrain	1			
2	44631		Sensor UC4	2			


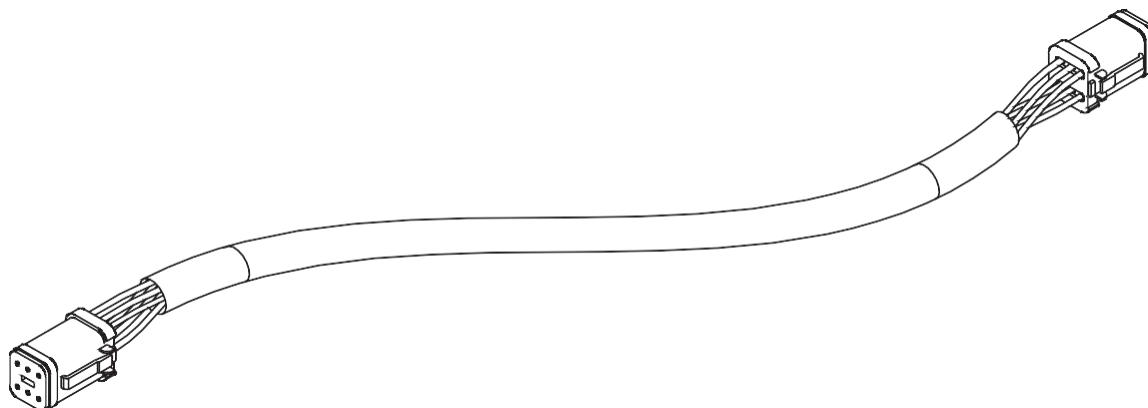
## noraC auto height Boom Control uC5 kit layout




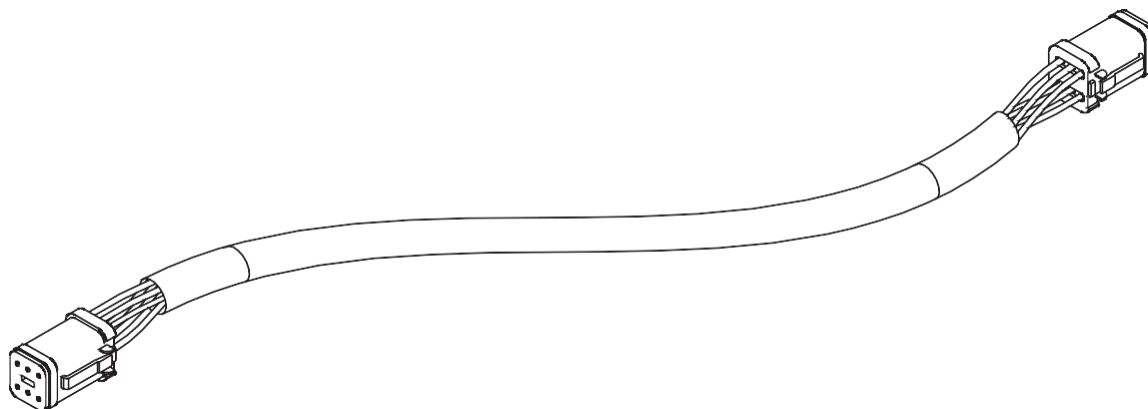
## noraC auto height Boom Control uC5 Parts

ITEM#	PART #	DESCRIPTION
PO1	106034	CONNECTOR DEUTSCH DT06 2 CAVITY PLUG w/PLUGGED REAR SEAL
PO2	106035	CONNECTOR DEUTSCH DT06 12 CAVITY PLUG (A-KEY)w/PLUGGED REAR SEAL
C01	43220-01	CABLE,UC5 NETWORK 14 AWG 1M (3')
C01	43220-03	CABLE,UC5 NETWORK 14 AWG 3M (10')
C01	43220-05	CABLE,UC5 NETWORK 14 AWG 5M (16')
C01	43220-10	CABLE,UC5 NETWORK 14 AWG 10M (33')
C01	43220-15	CABLE,UC5 NETWORK 14 AWG 15M (50')
C01	43220-20	CABLE,UC5 NETWORK 14 AWG 20M (65')
C02	43210-01	CABLE,UC5 NETWORK 18 AWG 1M (3')
C02	43210-01	CABLE,UC5 NETWORK 18 AWG 3M (10')
C02	43210-01	CABLE,UC5 NETWORK 18 AWG 5M (16')
C02	43210-01	CABLE,UC5 NETWORK 18 AWG 10M (33')
C02	43210-01	CABLE,UC5 NETWORK 18 AWG 15M (50')
C02	43210-01	CABLE,UC5 NETWORK 18 AWG 20M (65')
C10	43230-01	CABLE,UC5 VALVE 2PIN DEUTSCH TO BLACK DIN
C10	43230-04	CABLE,UC5 VALVE 2PIN DEUTSCH TO 2PIN DEUTSCH
C20	43240-17	CABLE,UC5 INTERFACE TILT PIGTAIL VERSION
C21	43240-18	CABLE,UC5 INTERFACE MAIN PIGTAIL VERSION
C30	43250-04	CABLE,UC5 BATTERY PIGTAIL VERSION
E01	43710	UC5 CONTROLLER MODULE
E02	43720	UC5 VALVE MODULE
E03	42732	UC5 INPUT MODULE PASS THRU
E04	43740	UC5 ROLL SENSOR
E05	43750	UC5 ULTRASONIC SENSOR
E10	43760	UC5 NETWORK COUPLER 3-WAY
E11	43762	UC5 NETWORK COUPLER 6-WAY
E12	43764	UC5 NETWORK COUPLER 2-WAY
E20	43780	UC5 NETWORK TERMINATOR PLUG
AL4100562	631909	AGLEADER UNLOCK CODE 4100562
54VTGS22600	631910	JOHN DEERE 2600 UNLOCK CODE 54VTGS22600
ECHO-DT1		NORAC ECHO UC5 CONSOLE


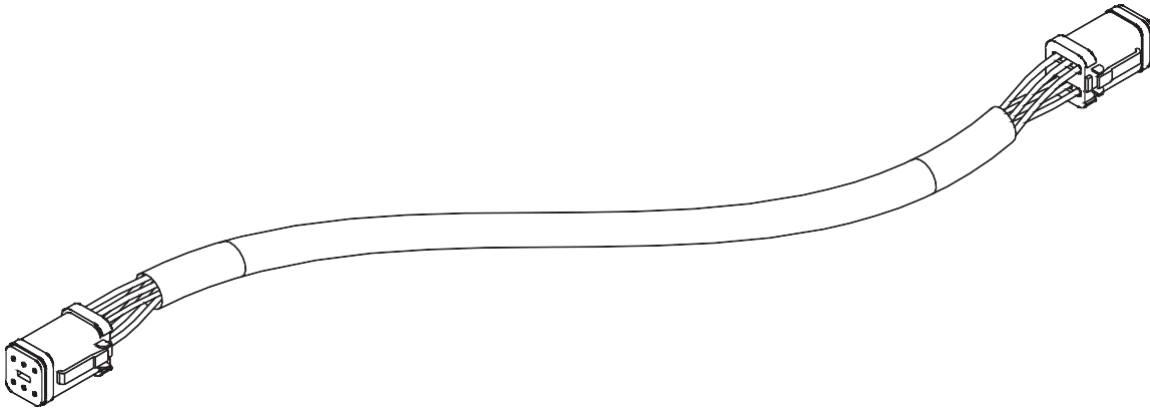
## Item C01: 43220-10a - CaBle uC5 netWork 14 aWG - 10m




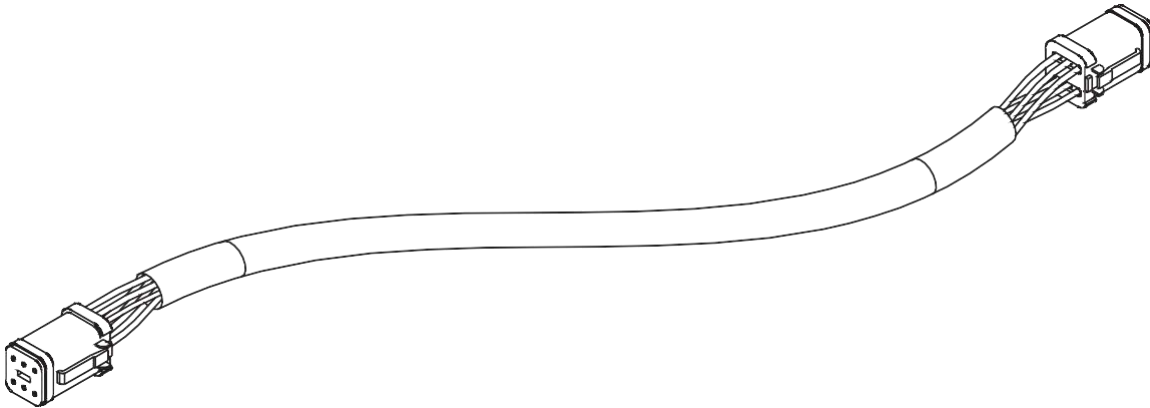
## Item C02: 43220-01a - CaBle uC5 netWork 14 aWG - 1m




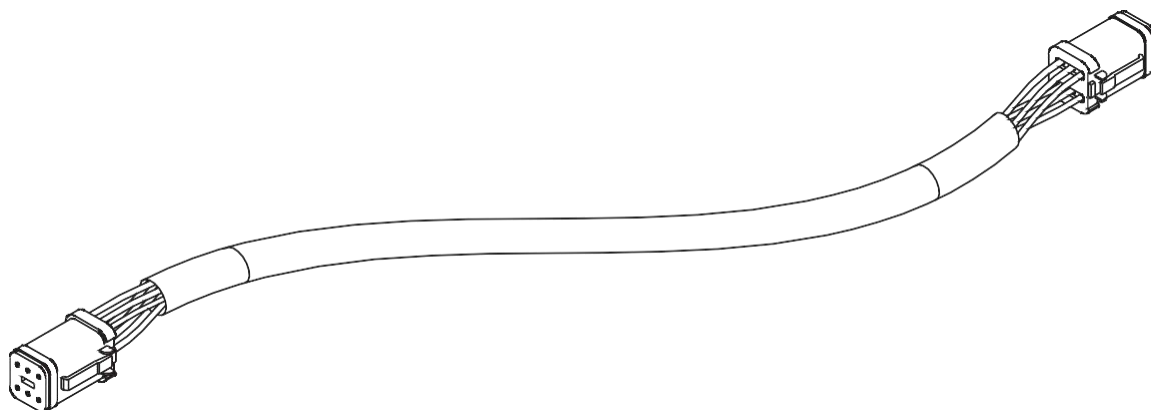
## Item C03: 43210-03a - CaBle uC5 netWork 18 aWG - 3m




## Item C04: 43210-01a - CaBle uC5 netWork 18 aWG - 1m



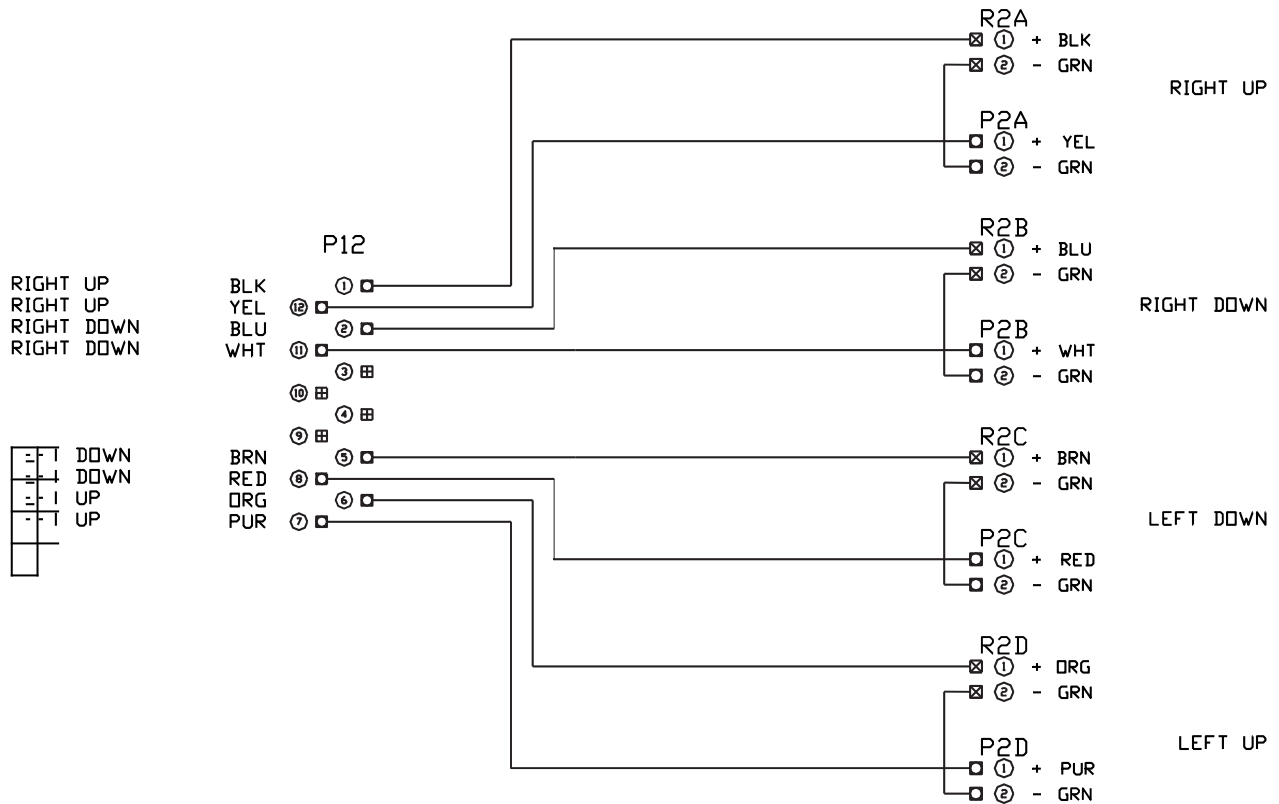
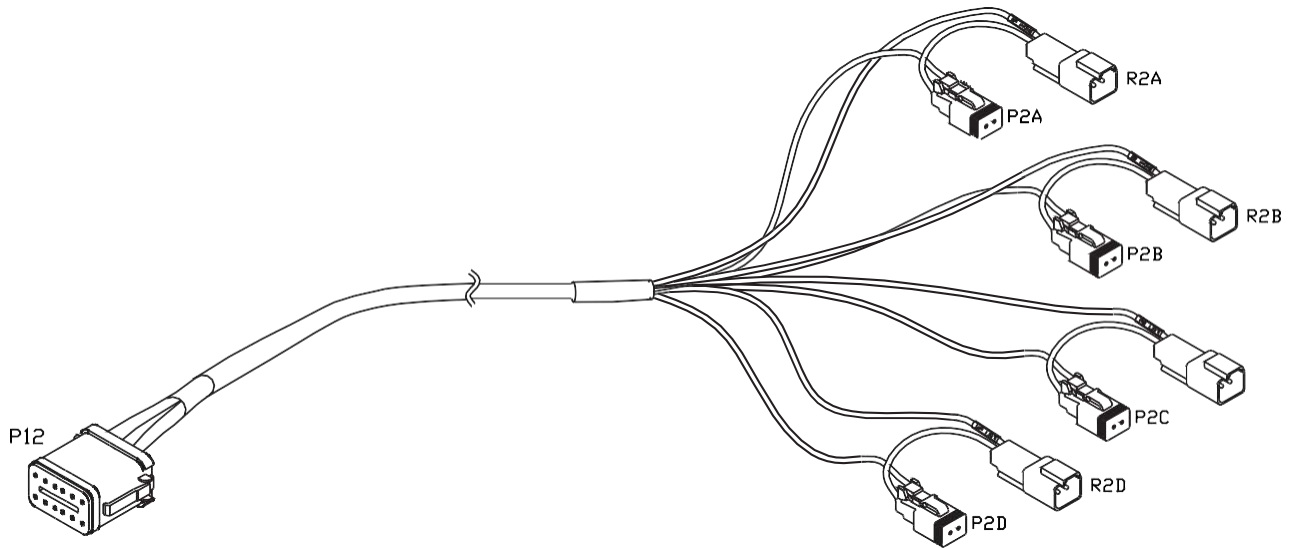
## Item C05: 43210-20a - CaBLE uC5 netWork 18 aWG - 20m



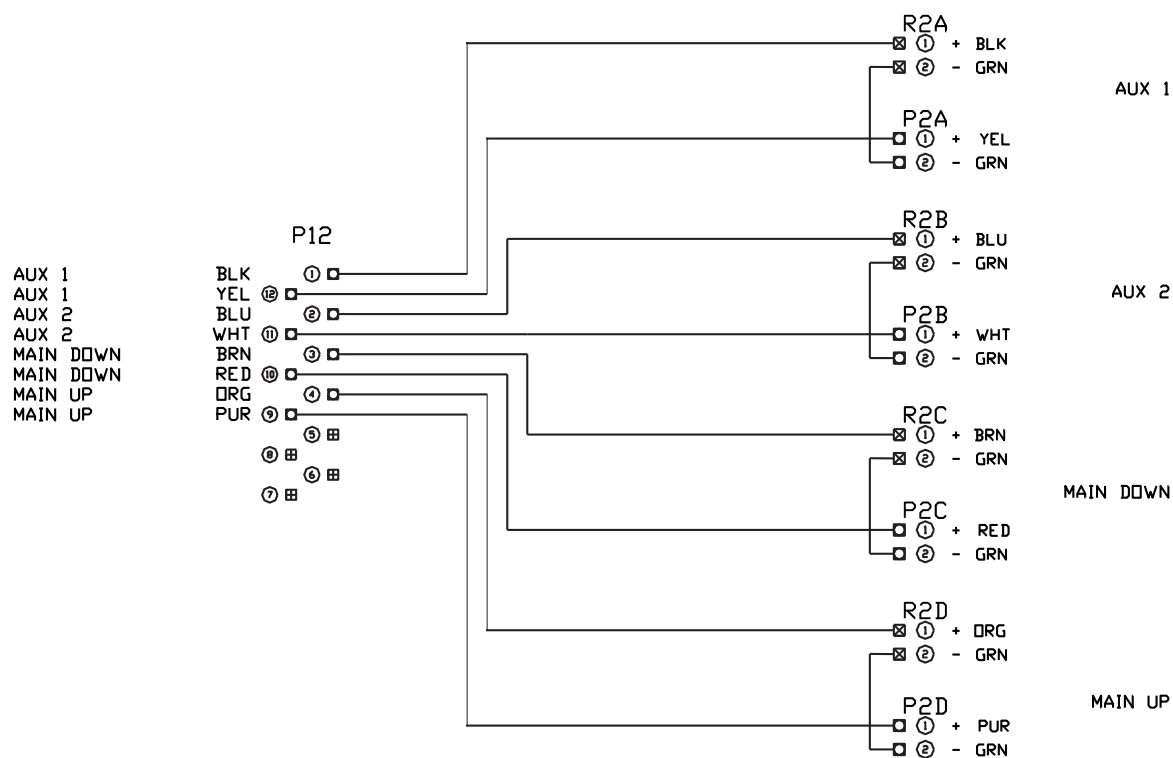
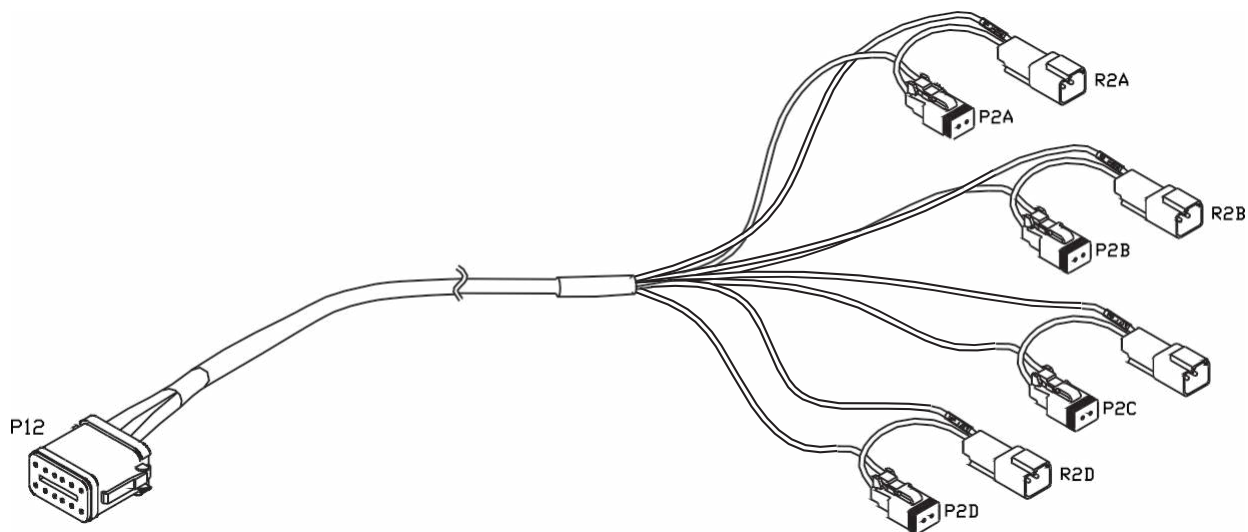
## Item C10: 43230-04a - CaBLE uC5 valve dt to dt



## Item C20: 43240-01B - Cable uC5 Interface tilit

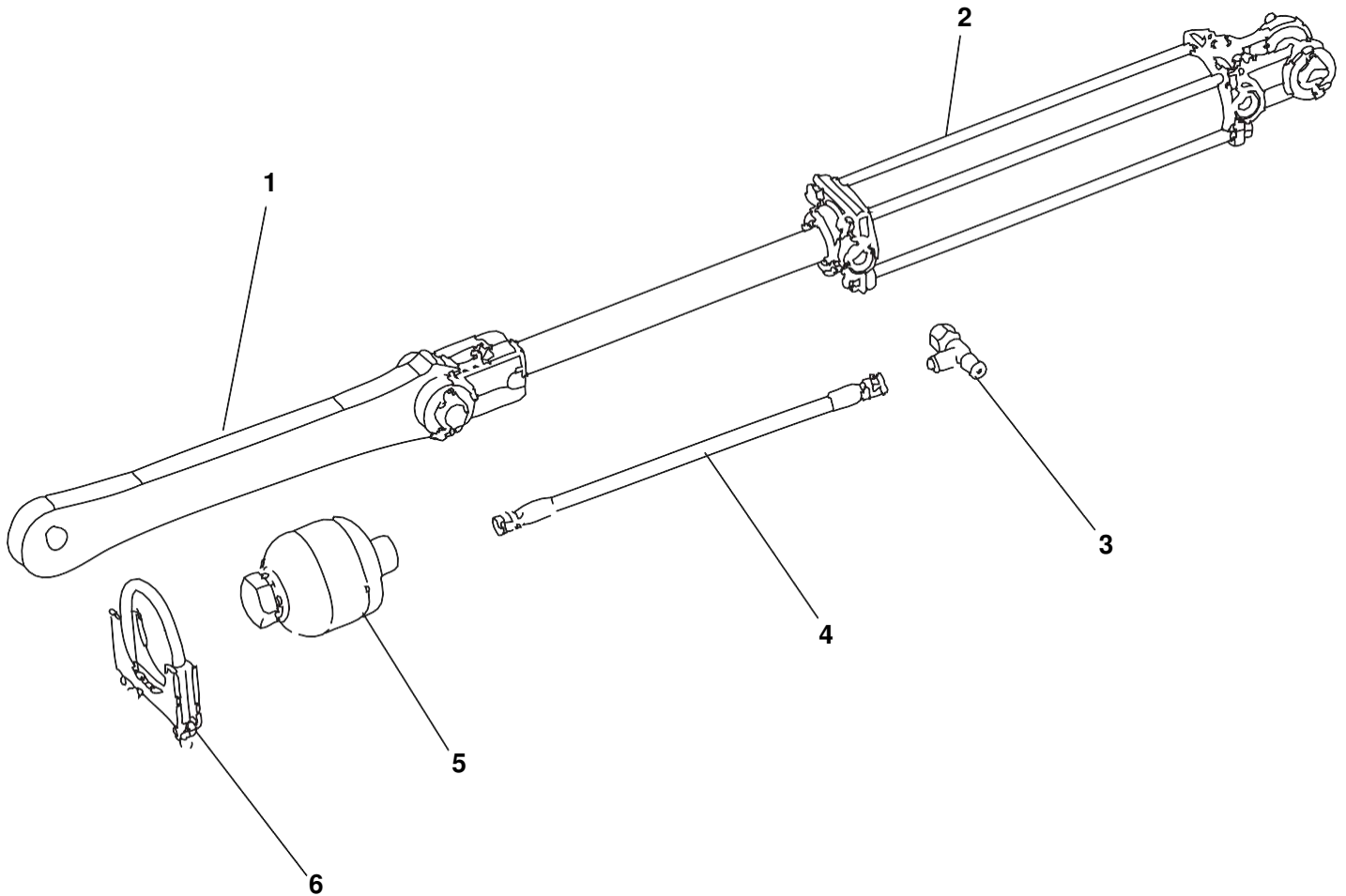


## Item C21: 43240-07B - CaBle uC5 InterfaCe main d t (Wlth aux 1 & 2)





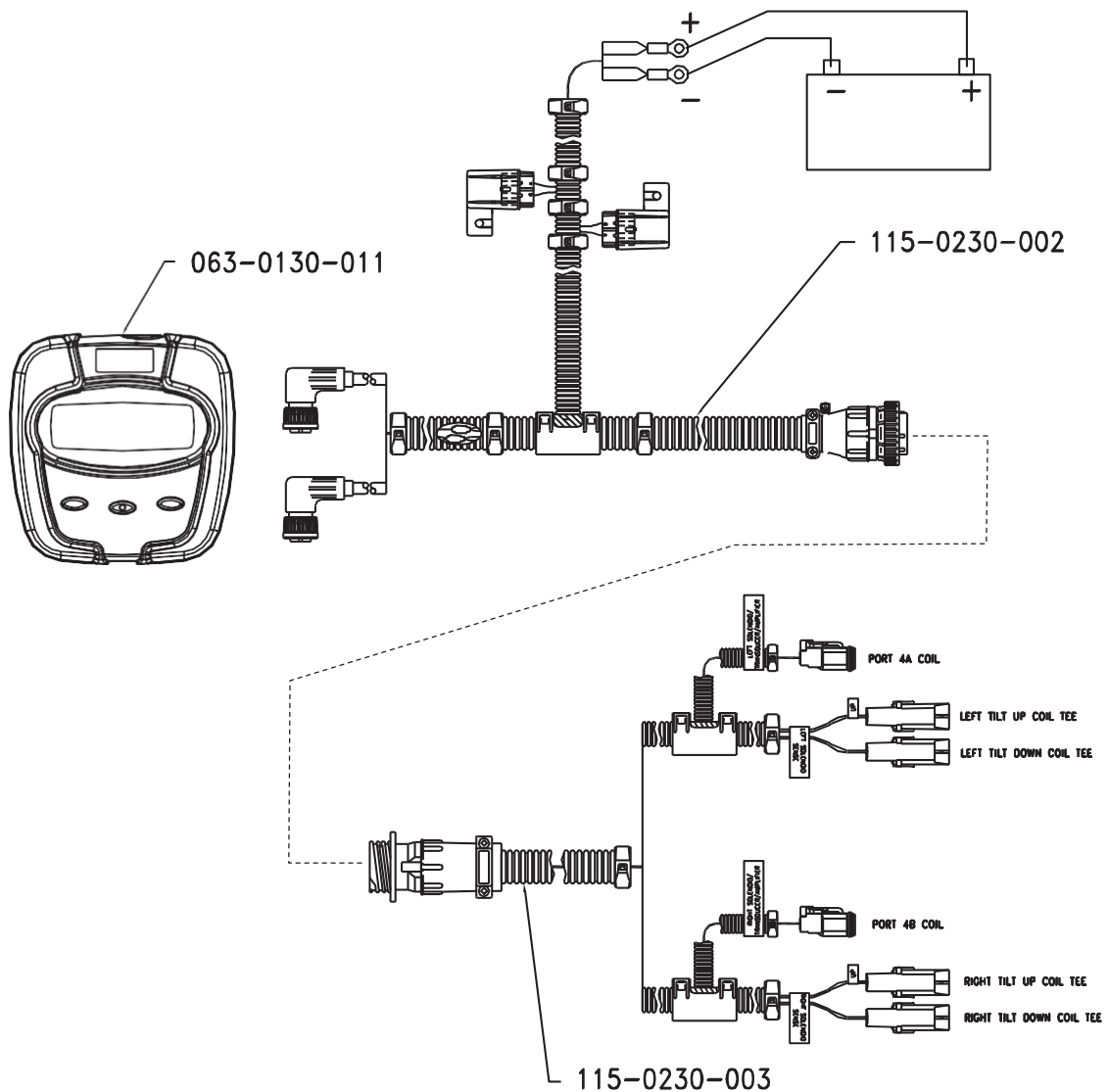
## Wing tilt Options



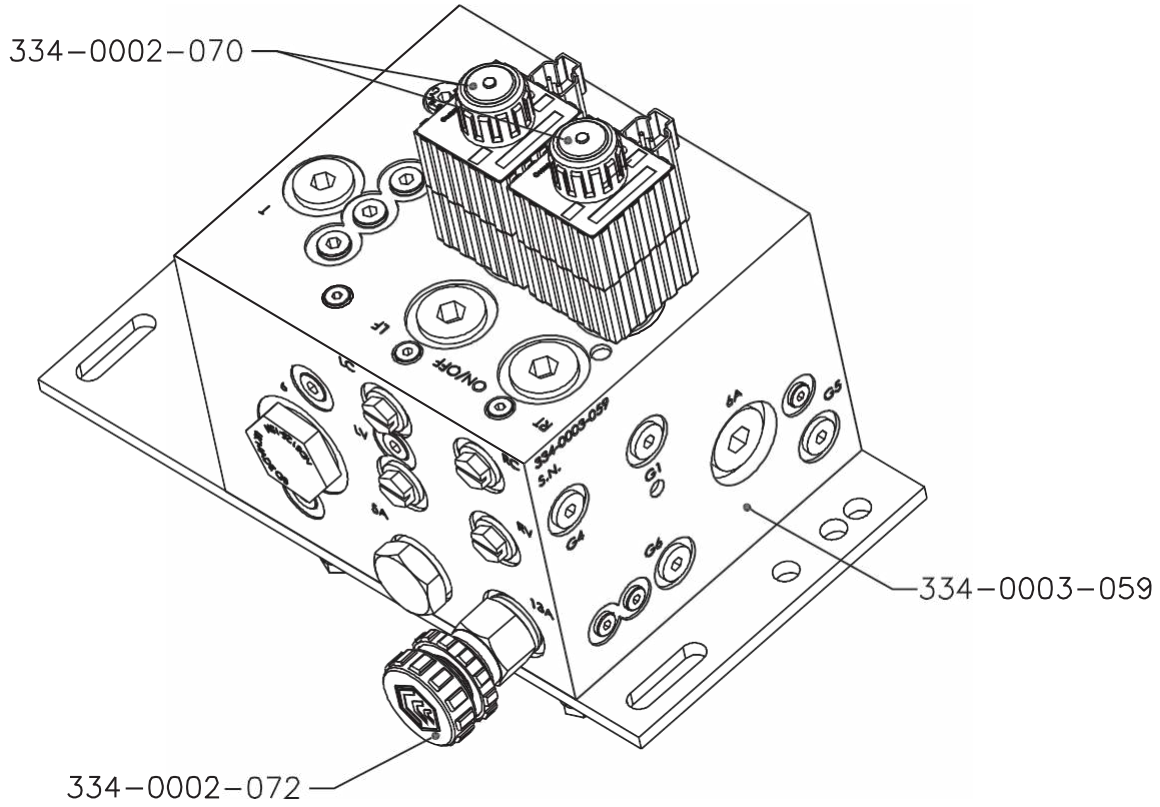
Item	Vendor Part #	Fast Part #	Description	Qty.	60 Ft.	80-90 Ft.	100 Ft.
			Cushioned Tilt				
1		14088	Link, Norac	1			
2		620022	Cylinder 25TD10-112 60-90' Wings	1	1	1	
2		620020	Cylinder 30TD10-125 100' Wings				1
3		610027	Tee JIC #6	1			
4		600018	Hose, Hydraulic 3/8 x #6 JIC	1			
5		630002	Accumulator 21 CU"	1			
6		540033	Clamp 3.5 Accumulator	1			
			Non-Cushioned Tilt				
1		14088	Link, Norac	1			
2		620022	Cylinder 25TD10-112 60-90' Wings		1	1	
2		620020	Cylinder 30TD10-125 100' Wings				1

## PowerGlide Wiring Schematic

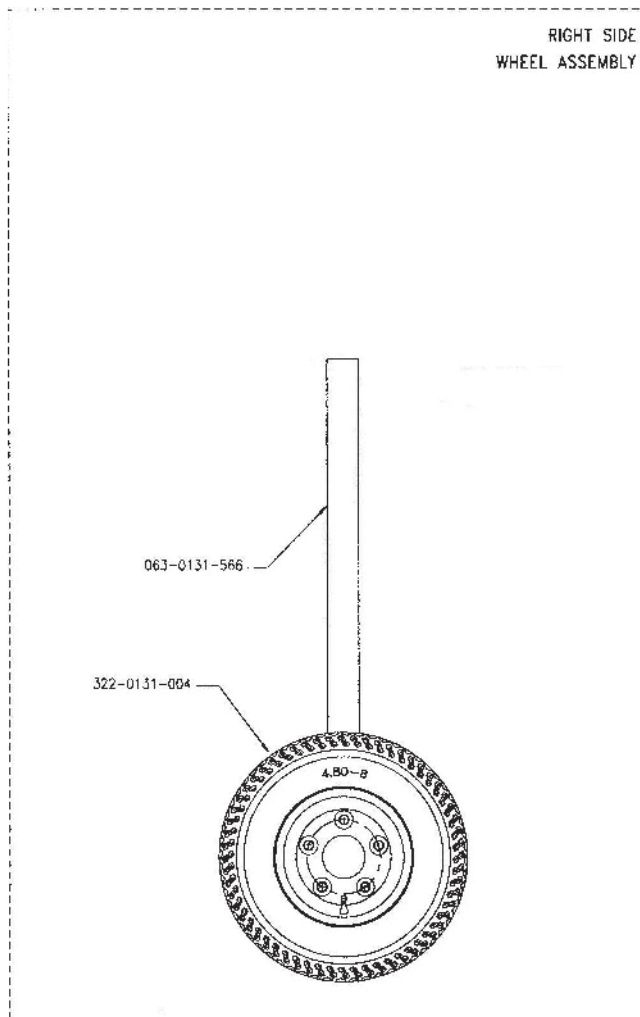
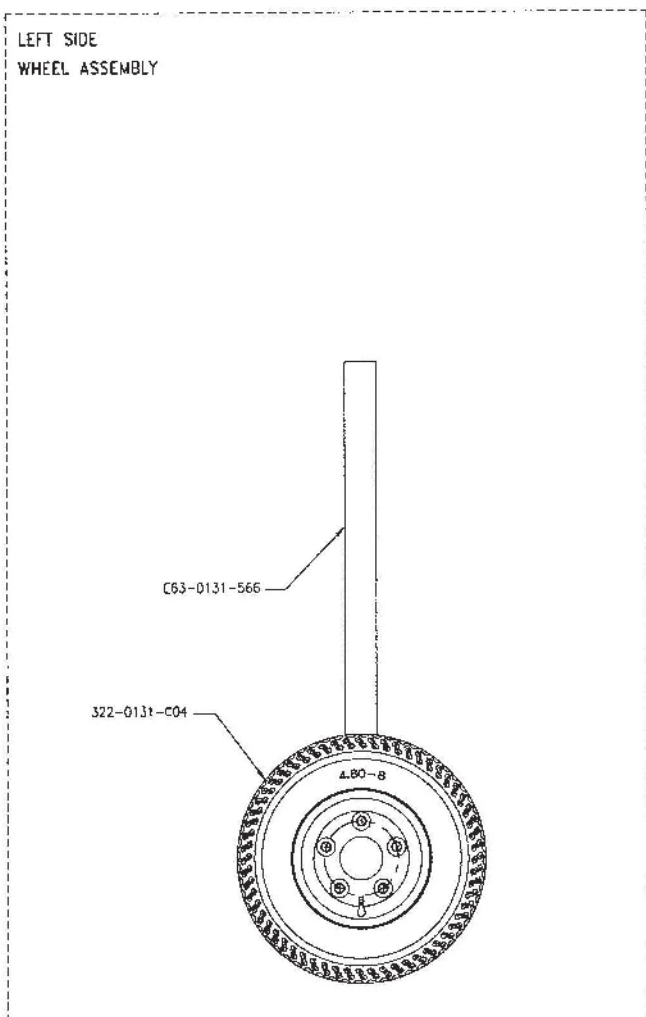
CONNECT LEADS TO BATTERY OR LIVE POWER SOURCE



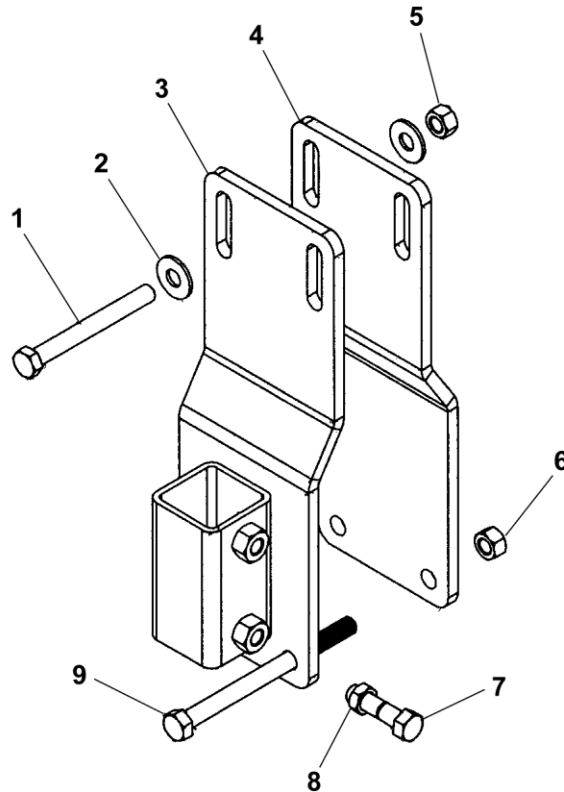
PowerGlide hydraulic Block



## PowerGlide Solid axle

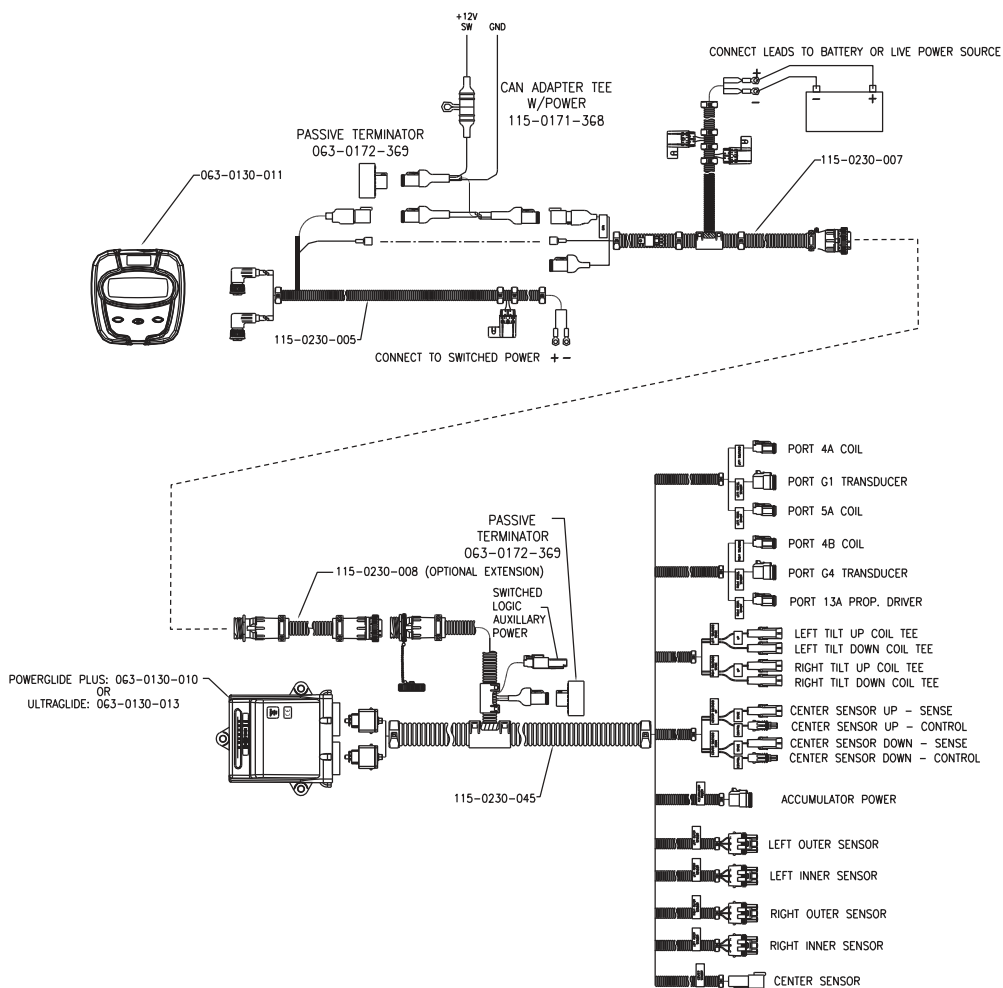


## PowerGlide & PowerGlide Plus mounting Brackets

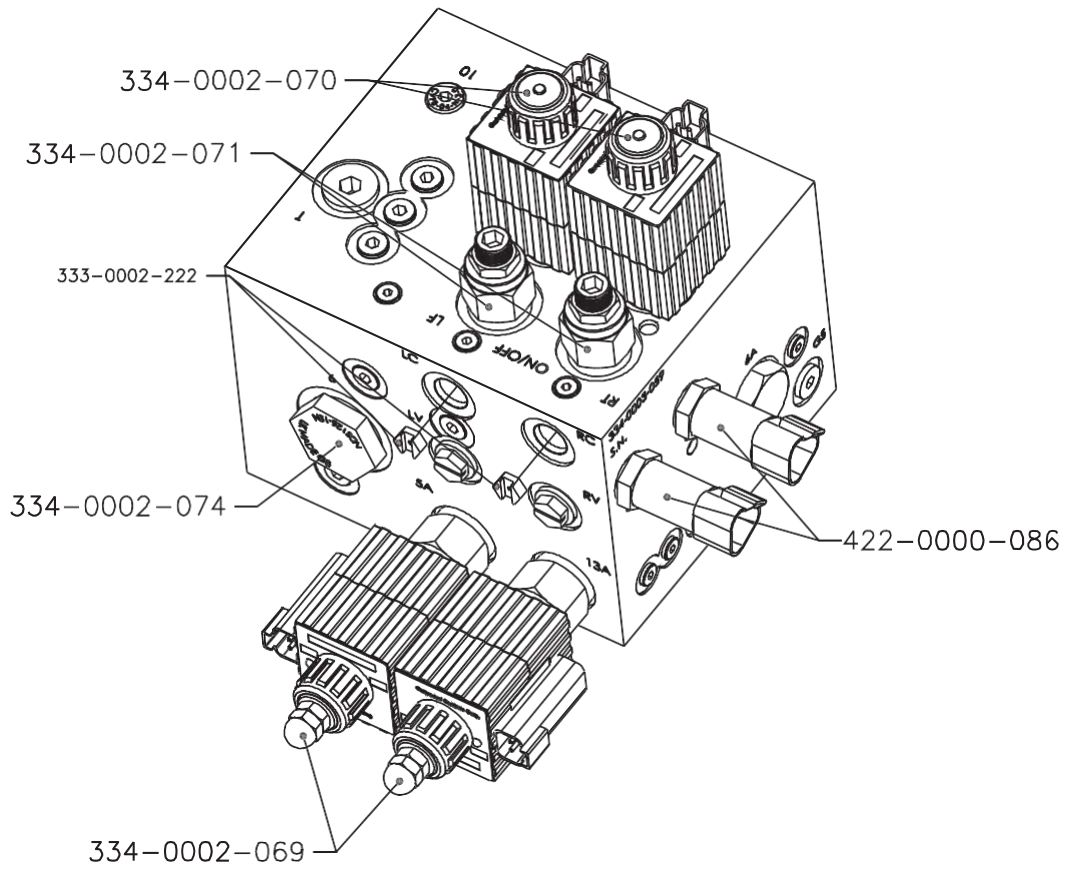


Item	Vendor Part #	Fast Part #	Description	Qty.	60 Ft.	80-90 Ft.	100 Ft.
1		159	Bolt Hex, 1/2 x 4-1/2" GR5 Zp	2			
2		260	Washer Flat 1/2" Zp	2			
3		8899	Tube AutoBoom	1			
4		13991	Bracket Wheel Mounting	1			
5		215	Nut Hex Heavy 1/2"	2			
6		239	Nut Nut 1/2" Centerlock	2			
7		154	Bolt Hex, 1/2 x 2" GR5 Zp	1			
8		223	Nut Hex Jam 1/2"	1			
9			Bolt Hex, 1/2 x 6-1/2" GR5 Zp	2			

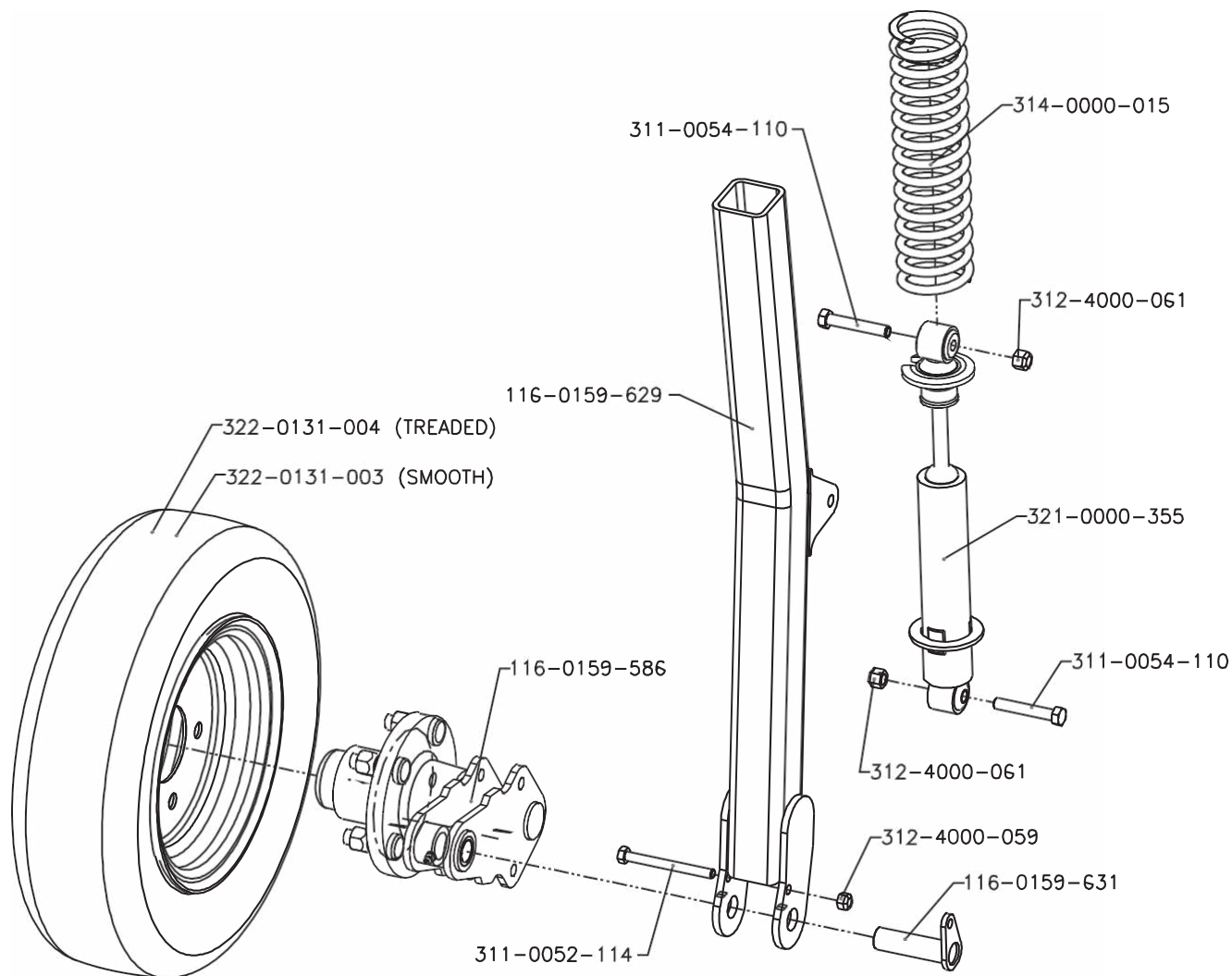
## PowerGlide Plus Wiring Schematic



PowerGlide Plus hydraulic Block



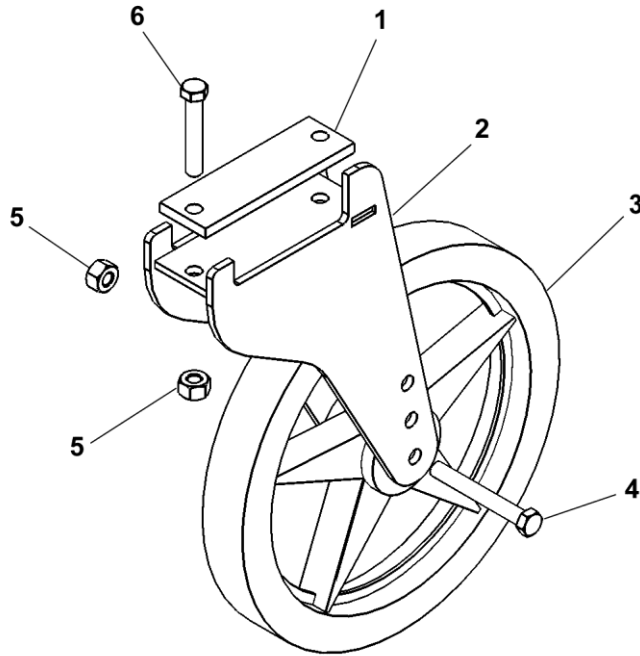
## PowerGlide Plus Cushioned axle



Arm Assembly With Out Tire:  
 063-0131-585 RH Cushioned Axle (Shown)  
 063-0131-570 LH Cushioned Axle




## Gauge Wheel Assembly



Item	Vendor Part #	Fast Part #	Description	Qty.	60 Ft.	80-90 Ft.	100 Ft.
1		16504	Mounting Plate	1			
2		16500	Gauge Wheel Bracket	1			
3		700031	Gauge Wheel 14 x 1.34"	1			
4		158	Bolt HH 1/2 x 4"	1			
5		215	Nut HH 1/2"	2			
6		156	Bolt HH 1/2 x 3"	1			

## Kit 99rBsorl



**notes:**



**Fast Sprayers**  
**4130 Commerce Boulevard**  
**Windom, MN 56101**  
**1-800-772-9279 Toll Free**  
**1-507-427-3861 Voice**  
**1-507-427-3030 Fax**