



9500 Sprayer Parts Manual

Fast Global Solutions
4130 Commerce Boulevard
Windom, MN 56101

General Information

All rights, especially copying and distribution rights are reserved. No part of this publication may be reproduced in any form or by any means, electronic or mechanical, including photocopying, without express written permission from Fast Global Solutions.

Parts information in this manual represents components installed when product was manufactured based upon the best available information. Modifications made subsequent to initial delivery are not included. Always verify the parts and color required with Fast Global Solutions at 1-800-772-9279.

If you have any questions, please contact your dealer or our Parts and Service Department.

This parts book covers serial numbers:

9518-3298-79 thru 9518-3360-0710

Contents

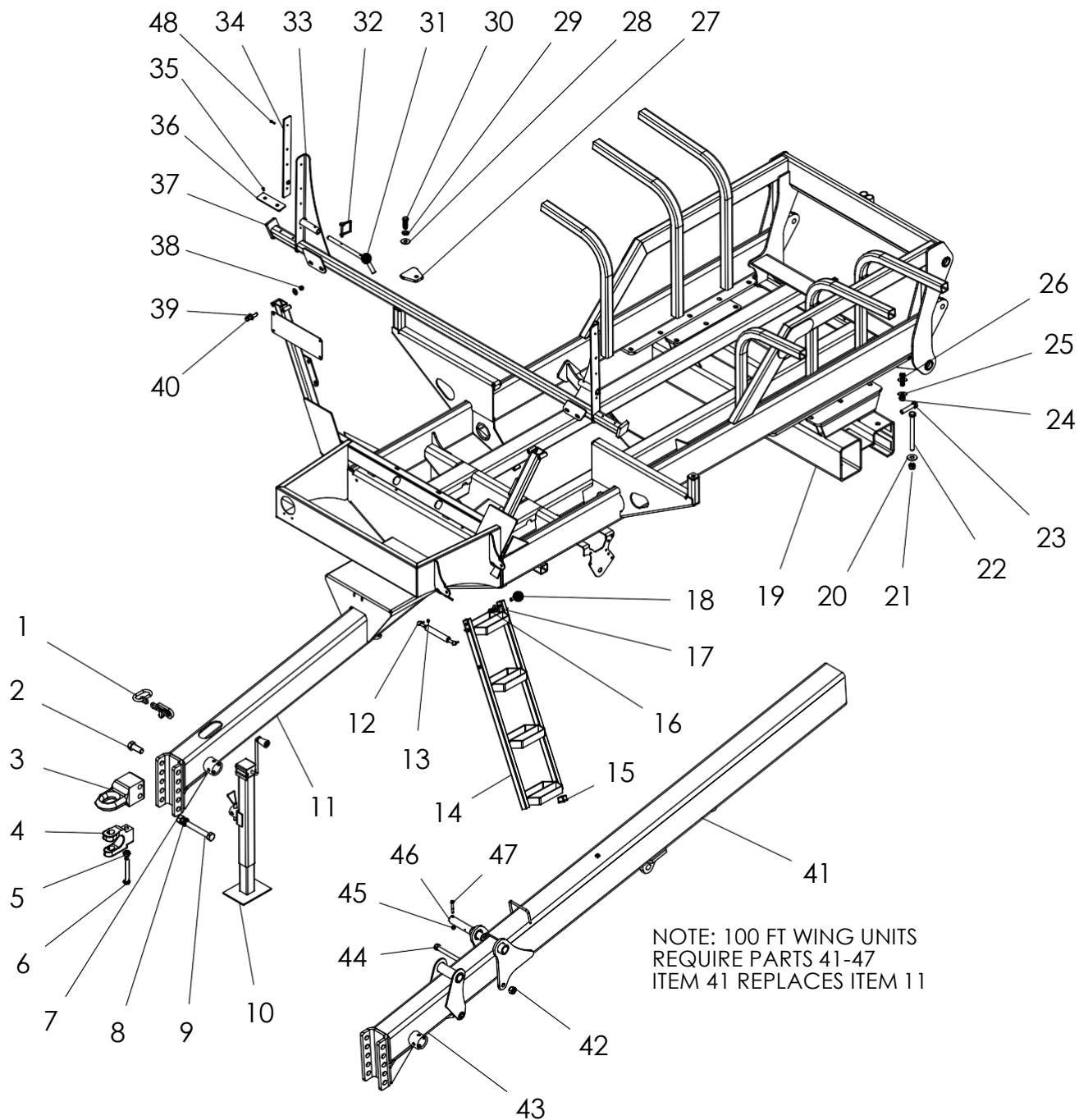
General Information	2
trailer	6
axles	8
tire & rim	10
Parallel Link & Interior Pivot (H-Link & Macho Link)	12
Center Section	14
Wings - 60 & 66 ft Boom	16
Wings - 80, 90 & 100 ft Boom	18
Breakaway Pivot	20
tank assembly	22
Rinse tank, Plumbing & Sight Gauge	24
Quickfill & Pump feed - 60-66 ft Boom With Ace 150-206 Pump	26
Quickfill & Pump feed - 80-90-100 Boom With HyPro Pump	28
Ace 150-206 Pump 60-66 ft Boom	30
Ace 150-206 Pump hyd motor 60-66 ft Boom	31
Hypro Pump 80-100 ft Boom	32
Raven flow Controls	33
Raven flowmeter	34
Raven Control Valve	35
Quickfill - Optional 3 Inch	36
Agitation & Rinse Control	37
Boom Plumbing & Fence Row	38 - 49
Plumbing Valves	50
Nozzle Bodies	51
Delivery tubes	52
Hydraulic System	54
Hydraulic Control Valve harness - 60-66 ft Boom	56
Hydraulic Control Valve - 60-66 ft Boom	57
Hydraulic Control Valve Wiring harness - 60-66 ft Boom	58
Control Console - 60-66 ft Boom	59
Control Console Switch diagram - 60-66 ft Boom	60
Wiring harness - 60-66 ft Boom	61
Control Console decal - 60-66 ft Boom	62
Hydraulic Control Valve Wiring harness - 80-90-100 ft Boom	63
Hydraulic Control Valve - 80-90-100 ft Boom	64
Hydraulic Control Valve Wiring harness	65
Control Console - 80-90-100 ft Boom	66
Control Console Switch diagram	67
Wiring harness	68

Control Console Wiring harness	69
Control Console Wiring harness	70
Control Console Wiring harness	71
hyPro Cleanload eductor & mounting	72
hyPro Cleanload eductor	74
riChWay direct Injection foamer & mounting	76
riChWay foam marker 3 Gallon tank	78
riChWay foam marker liquid flow	79
riChWay foam marker Compressor	80
riChWay foam marker foamhead	81
riChWay foam marker Boom end	82
riChWay foam marker Wiring harness	83
noraC auto height Boom Control uC4+ kit layout	84
noraC hydraulic Valve Block	86
noraC auto height Boom Control hydraulic Schematic uC4+ & uCs	87
noraC auto height Boom Control Brackets	88
noraC auto height Boom Control harness	89
noraC auto height Boom Control extension harness	90
noraC auto height Boom Control Sensor Cables	91
noraC auto height Boom Control Valve Cable	92
noraC auto height Boom Control main Interface Cable	93
noraC auto height Boom Control Wing Interface Cable	94
Severe terrain Cable uC4+	95
noraC auto height Boom Control uC5 kit layout	96
noraC auto height Boom Control uC5 Parts	97
Item C01: 43220-10a - Cable uC5 network 14 AWG - 10m	98
Item C02: 43220-01a - Cable uC5 network 14 AWG - 1m	98
Item C03: 43210-03a - Cable uC5 network 18 AWG - 3m	99
Item C04: 43210-01a - Cable uC5 network 18 AWG - 1m	99
Item C05: 43210-20a - Cable uC5 network 18 AWG - 20m	100
Item C10: 43230-04a - Cable uC5 valve dt to dt	101
Item C20: 43240-01B - Cable uC5 Interface tilt dt	102
Item C21: 43240-07B - Cable uC5 Interface main dt (With aux 1 & 2)	102
tilt Options	103
PowerGlide Wiring Schematic	104
PowerGlide hydraulic Block	105
PowerGlide solid axle	106
PowerGlide & PowerGlide Plus mounting Brackets	107
PowerGlide Plus Wiring Schematic	108
PowerGlide Plus hydraulic Block	109
PowerGlide Plus Cushioned axle	110

GauGe Wheel a ssemBly
kIt 99rBsorl

111
112

trailer



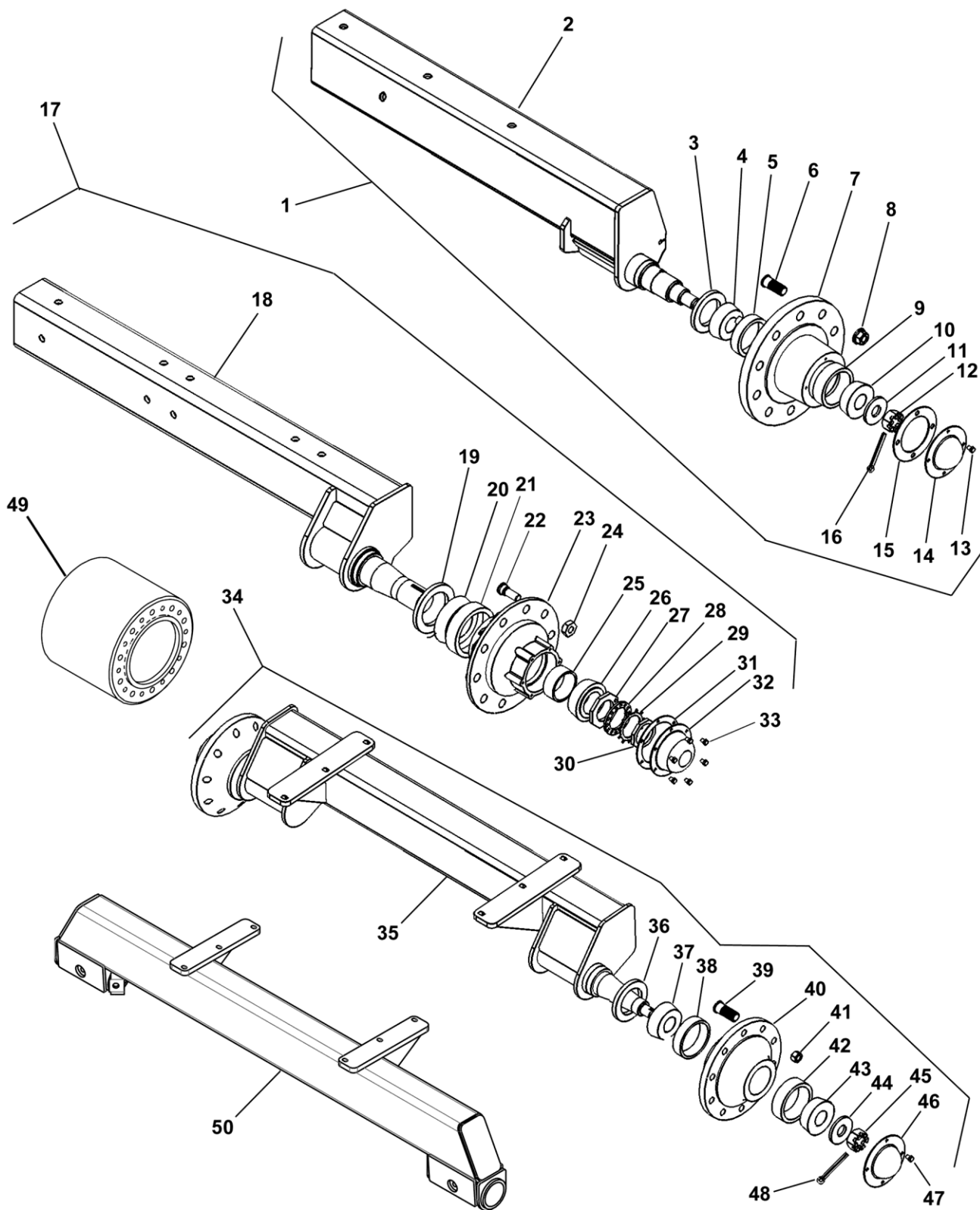
NOTE: 100 FT WING UNITS
 REQUIRE PARTS 41-47
 ITEM 41 REPLACES ITEM 11

9500 Series Sprayers



Item	Vendor Part #	Fast Part #	Description	Qty.	60-90 Ft.	100 Ft.
1	PPSC21A	790015	Safety Chain 20,200#	1		
2		199	Bolt HH 1 X 2-1/2 GR5 Zp	1		
3	PPI-301V3-10	790003	Hitch Cat 3	1		
4	PPI-208-VR-10	790002	Clevis For Hitch	1		
5		233	Nut HH 3/4" Nylock Zp	1		
6		390	Bolt HH 3/4 X 5-1/2 GR8 Zp	1		
7		218	Nut HH 1" Zp	5		
8		255	Washer 1" Lock	5		
9		564	Bolt HH Special 1 X 6-1/2 GR 5 Zp	2		
10	FASTHD800	790005	Jack 8000# Side Wind	1		
11		10575	Fast Trailer 9500 Series 60-90'		1	
12	22011A3	590010	Easylift Cylinder (For Use With Ladder 10620 Item 11)	1		
13		855	Nut HH M8 Zp (For Use With Ladder 10620 Item 11)	1		
14		10620	Ladder 3 Step S/N 9430-3026-77 To Current	1		
15		4192	Plastic Plug 1.5" Tube	4		
16		231	Nut HH 1/2" Centerlock Zp	2		
17		260	Washer Flat 1/2"	2		
18		155	Bolt HH 1/2 x 2-1/2" GR5 Zp	2		
19		13512	Axle Housing Receiver	1		
20		262	Washer Flat 3/4 Zp	4		
21		241	Nut HH 3/4 Centerlock Zp	4		
22		488	Bolt HH 3/4 X 8.5 GR5 Zp	4		
23		187	Bolt HH 3/4 x 3-1/2" GR5 Zp	2		
24		240	Nut HH 5/8 Centerlock Zp	6		
25		261	Washer Flat 5/8 Zp	12		
26		170	Bolt HH 5/8 X 2.5 GR5 Zp	6		
27		10244	Poly Holddown Tab	2		
28		261	Washer Flat 5/8" Zp	2		
29		253	Washer Lock 5/8" Zp	2		
30		170	Bolt HH 5/8 X 2 GR5 Zp	2		
31		7618	Safety Latch Pin	2		
32	715300927	720001	Kwik Clip Pin	2		
33		671	Bolt HH 1/4 x 5/8" Black	8		
NS		11050R	Vertical Stop Chamfered Plastic Right	1		
34		11050L	Vertical Stop Chamfered Plastic Left	1		
35		581	Rivet 1/4" Drive In	12		
36		7781	Wear Pad Plastic Transport Saddle Base	2		
37		13246	Bolt-On Transport Support	1		
38		239	Nut 1/2" Centerlock	2		
39		260	Washer Flat 1/2"	4		
40		155	Bolt Hex Head 1/2 X 2-1/2"	2		
41		10742	Trailer 9518 Extendable (Tongue Section Only Shown)			1
42		241	Nut Hex Head 3/4" Zp			1
43		13504	Tongue Fixed 60'			1
44		487	Bolt Hex Head 3/4 X 8 GR5 Zp			1
45		237	Nut Hex Head 3/8" Centerlock Zp			1
46		8933	Pin Roller External			1
47		131	Bolt Hex Head 3/8 X 2-1/2 GR5 Zp			1
48		235	Nut Hex Head 1/4" Center Lock Zp	8		
NS		800208	Decal, Hydraulic Hose Key			

Axles

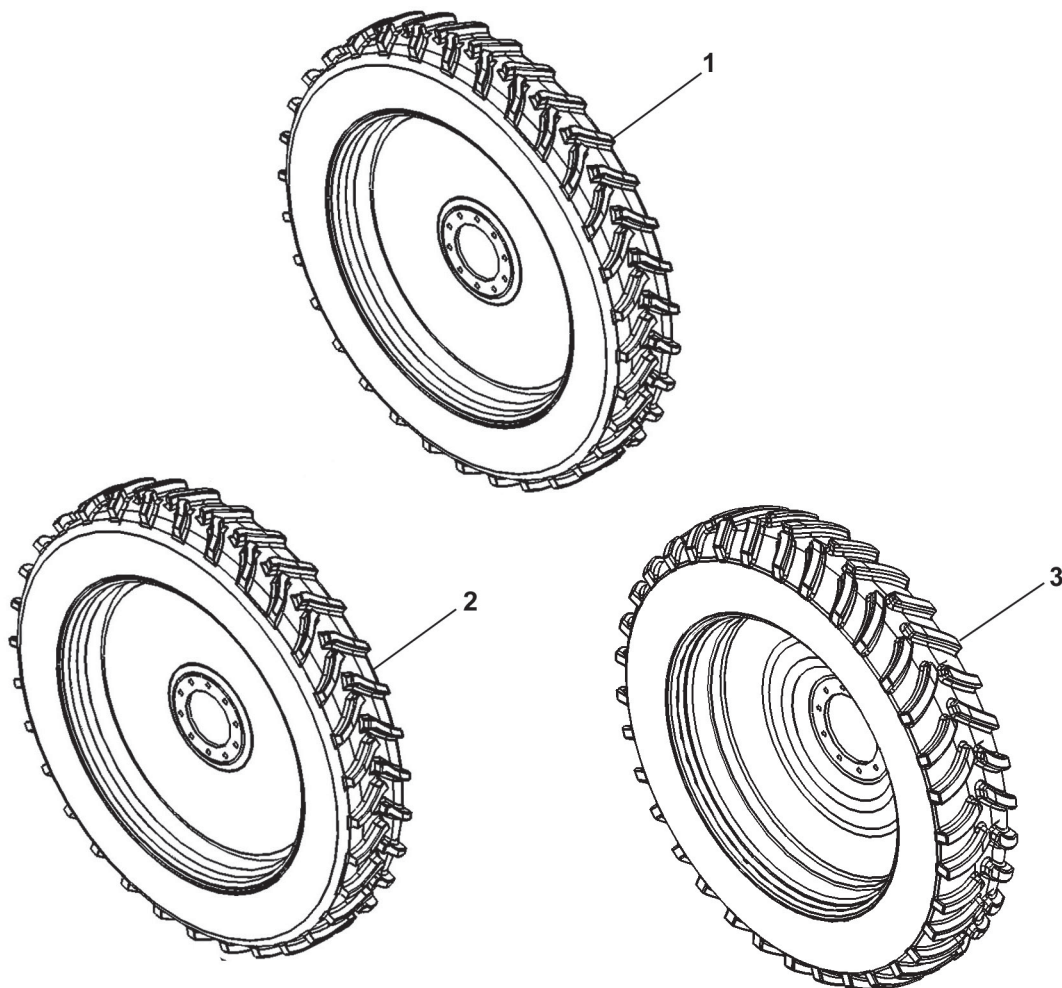


9500 Series Sprayers



Item	Vendor Part #	Fast Part #	Description	Qty.
1		13586	Axle Assembly 10 Bolt (Inc 2 - 16) 15,000#	2
2		13518	Trailer Narrow Axle Sub Weld 3-3/8" Spindle	2
3	946275	730013	Seal 873 Series Hub 15,000#	2
4	NI-910398/332752	730011	Cone Inner 873 Series Hub	2
5	NI-910397/133462		Cup Inner 873 Series Hub	2
6	NI-953033	1683	Stud Wheel	20
7	NI-289121	730002	Hub 10 Bolt W/Cups 873 Series Hubs 15,000#	2
8	NI-913571	730051	Nut Wheel	20
9	NI-910332/453a	1679	Cup Outer	2
10	NI-910334/460	1681	Cone Outer	2
11	NI-913632	1688	Washer Spindle	2
12	NI-912969	730014	Nut Spindle 1.25-12 TPI	2
13	NI-9052148	113	Bolt HH 5/16 X 1/2 GR5 Zp	8
14	1682	730072	Hub Cap Q-871 Hub	2
15	1686	730016	Gasket Hub Cap	2
16	NI-905944	1690	Cotter Pin	2
17		10900	Axle Assembly 2400 Gallon Tank (Inc 18 - 33) 19,000#	2
18		10901	Axle, Single 2400 Gallon Tank	2
19	513-0541	730051	Seal Grease CR40108	2
20	501-0663	730047	Bearing, Inner 663	2
21	511-0653		Cup, Inner 653	2
22	54101216		Wheel Stud	20
23	51001900	730071	Hub 10 Bolt 19,000 lb	2
24	55001216	730049	Wheel Nut	20
25	511-2011		Cup, Outer HM212011	2
26	512-2049	730064	Bearing, Outer HM212049	2
27	515-1918	730063	Inner Lock Nut	2
28	514-1900	730062	Inner Lock Washer	2
29	514-1884		Outer Lock Washer	2
30	515-1892		Outer Lock Nut	2
31	563-3600-HG		Gasket, Hub Cap	2
32		113	Bolt HH 5/16 X 1/2 GR5 Zp	12
33	563-3600	730046	Hub Cap	2
34		10913	Axle Assembly 10 Bolt Duals 60"-120" TW (Inc 33 - 45) 20,000#	1
34	Not Illustrated	10907	Axle Assembly 10 Bolt Duals 80"-132" TW (Inc 33 - 45) 20,000#	1
34	Not Illustrated	10910	Axle Assembly 10 Bolt Duals 80"-120" TW (Inc 33 - 45) 20,000#	1
35		10917	Trailer Axle 30" Row	1
35	Not Illustrated	10908	Trailer Axle 22" Row	1
35	Not Illustrated	10911	Trailer Axle 20" Row	1
36	NI-906979	730041	Seal	2
37	NI-910346	730043	Cone Inner	2
38	NI-910334	730012	Cup Inner	2
39	NI-953035		Stud Wheel	20
40	NI-281171	730060	Hub 10 Bolt 20,0003	2
41	NI-913571	730051	Nut Wheel	20
42	NI-910384	1679	Cup Outer	2
43	NI-910347	730037	Cone Outer	2
44	NI-913632	730040	Washer Spindle	2
45	NI-913571	730051	Nut	2
46	NI-909921	730038	Hub Cap	2
47	NI-9052148	113	Bolt HH 5/16 X 1/2 GR5 Zp	8
48	NI-905944	730042	Cotter Pin	2
49		710030	Spacer 30" Row 13.75" OAL	2
49	Not Illustrated	710032	Spacer 22" Row 7" OAL	2
49	Not Illustrated	710031	Spacer 20" Row 5" OAL	2
50		21370	Axle, Tracks	1

tire & rim

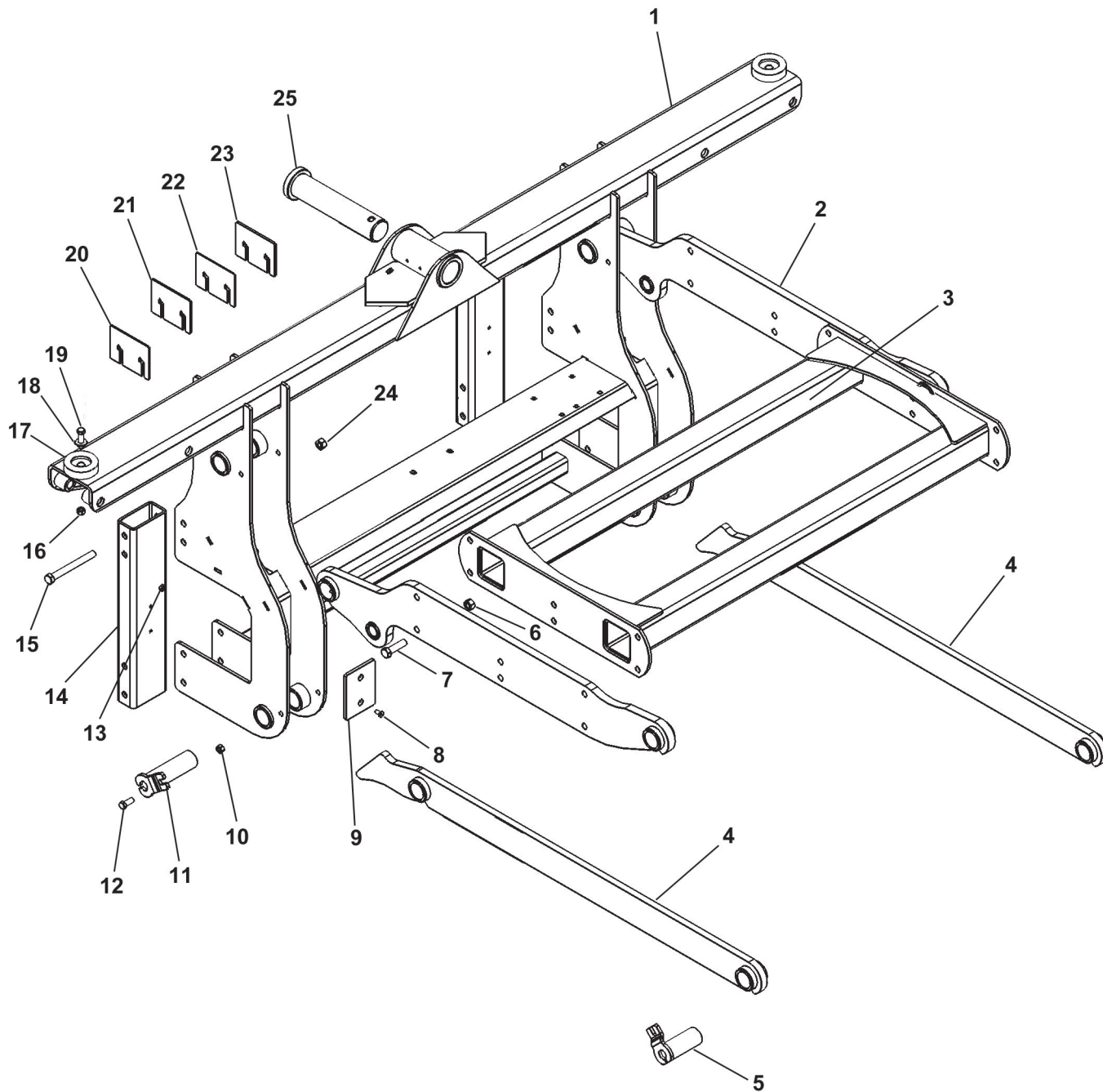


9500 Series Sprayers

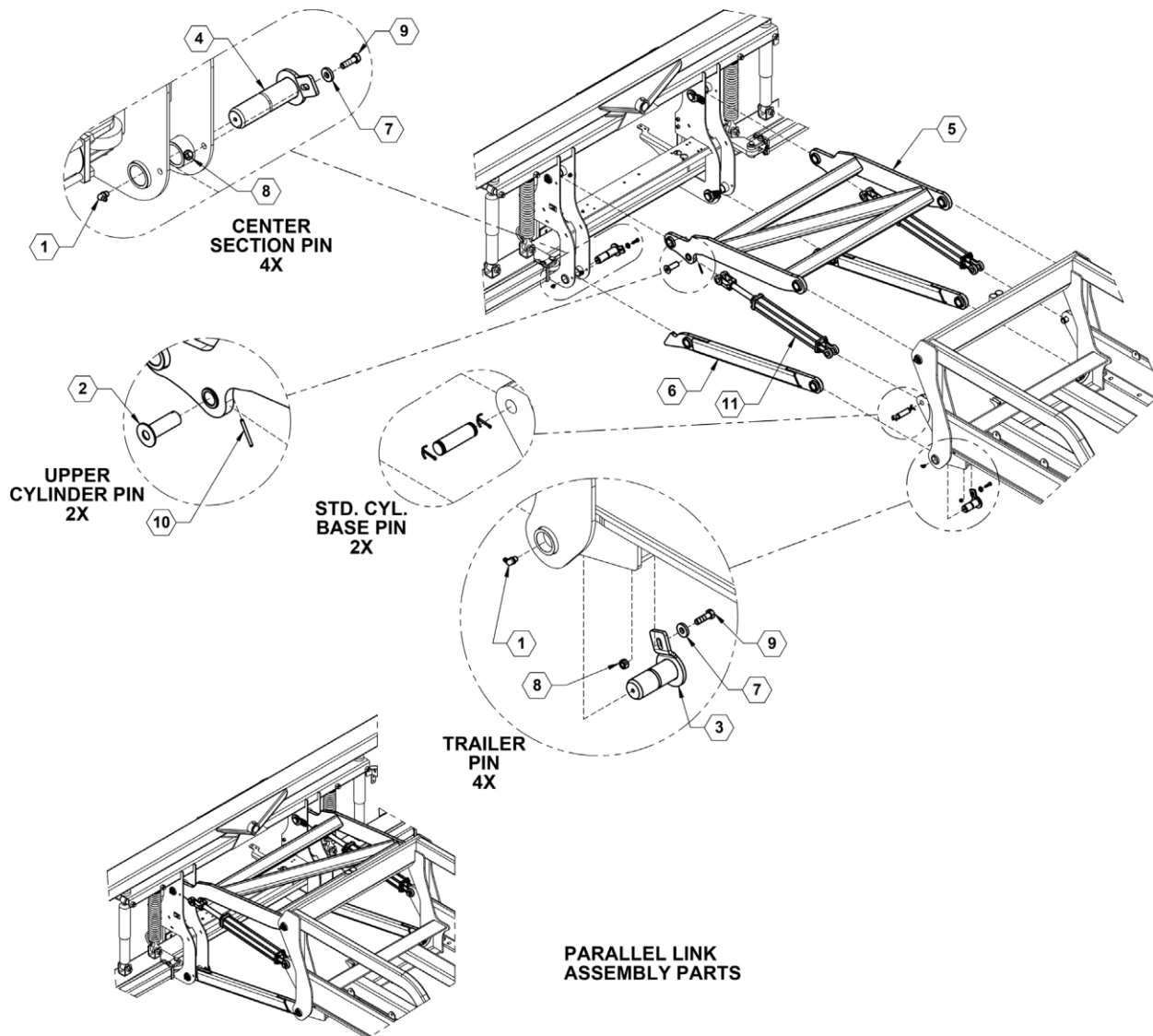


Item	Vendor Part #	Fast Part #	Description	9518	9524
1	TT-512318057201R	700002	380/90R46 Yellow RH	1	
1	TT-512318057201L	700003	380/90R46 Yellow LH	1	
1	TT-5123180040701L	700001	380/90R46 Silver LH	1 Opt/Red	
1	TT-5123180040701R	700000	380/90R46 Silver RH	1 Opt/Red	
2	TT-05190210057201L	700018	W/480/80R42 162A8 R1		1
2	TT-05190210057201R	700019	W/480/80R42 162A8 R1		1
2	TT-05190210040701L	700016	480/80R42 Load R A162		1 Opt/Red
2	TT-05190210040701R	700017	480/80R42 Load R A162		1 Opt/Red
3	TT05197700040701L	700040	Tire L 320/90R46 148 Silver Dual	2 Opt/Red	2 Opt/Red
3	TT05197700040701R	700041	Tire R 320/90R46 148 Silver Dual	2 Opt/Red	2 Opt/Red
3	TT05197700057201R	700032	Tire R 320/90R46 148 Yellow Dual	2 Opt.	2 Opt.
3	TT05197700057201L	700033	Tire L 320/90R46 148 Yellow Dual	2 Opt.	2 Opt.
3	TT-5193450057201L	700020	380/90R46 Yellow LH Dual	2 Opt.	2 Opt.
3	TT-5193450057201R	700021	380/90R46 Yellow RH Dual	2 Opt.	2 Opt.
3	TT-5193450040701L	700034	380/90R46 Silver LH Dual	2 Opt/Red	2 Opt/Red
3	TT-5193450040701R	700035	380/90R46 Silver RH Dual	2 Opt/Red	2 Opt/Red

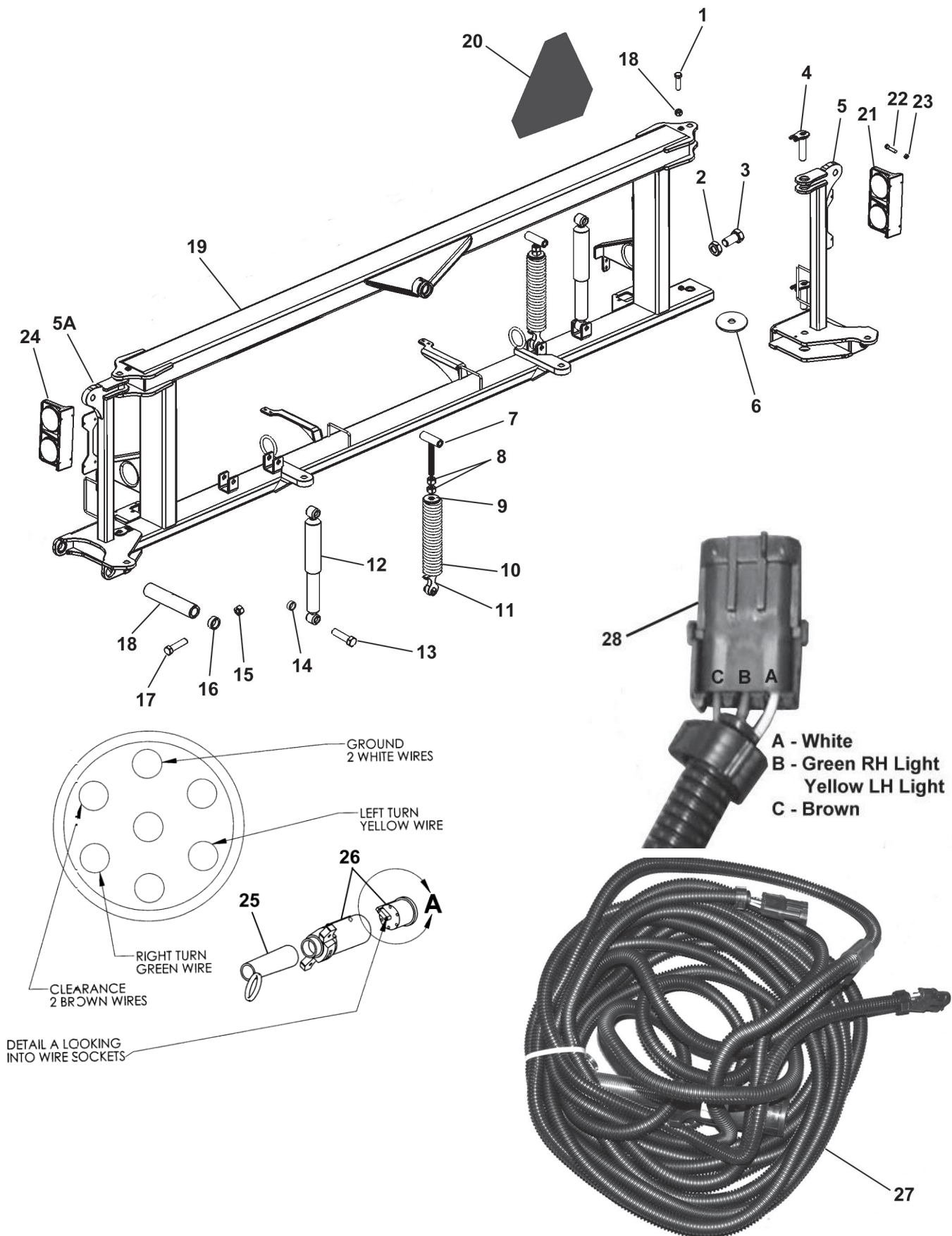
Parallel Link & Interior Pivot (H-LINK)



Parallel Link Assembly (Macho Link)



Center Section

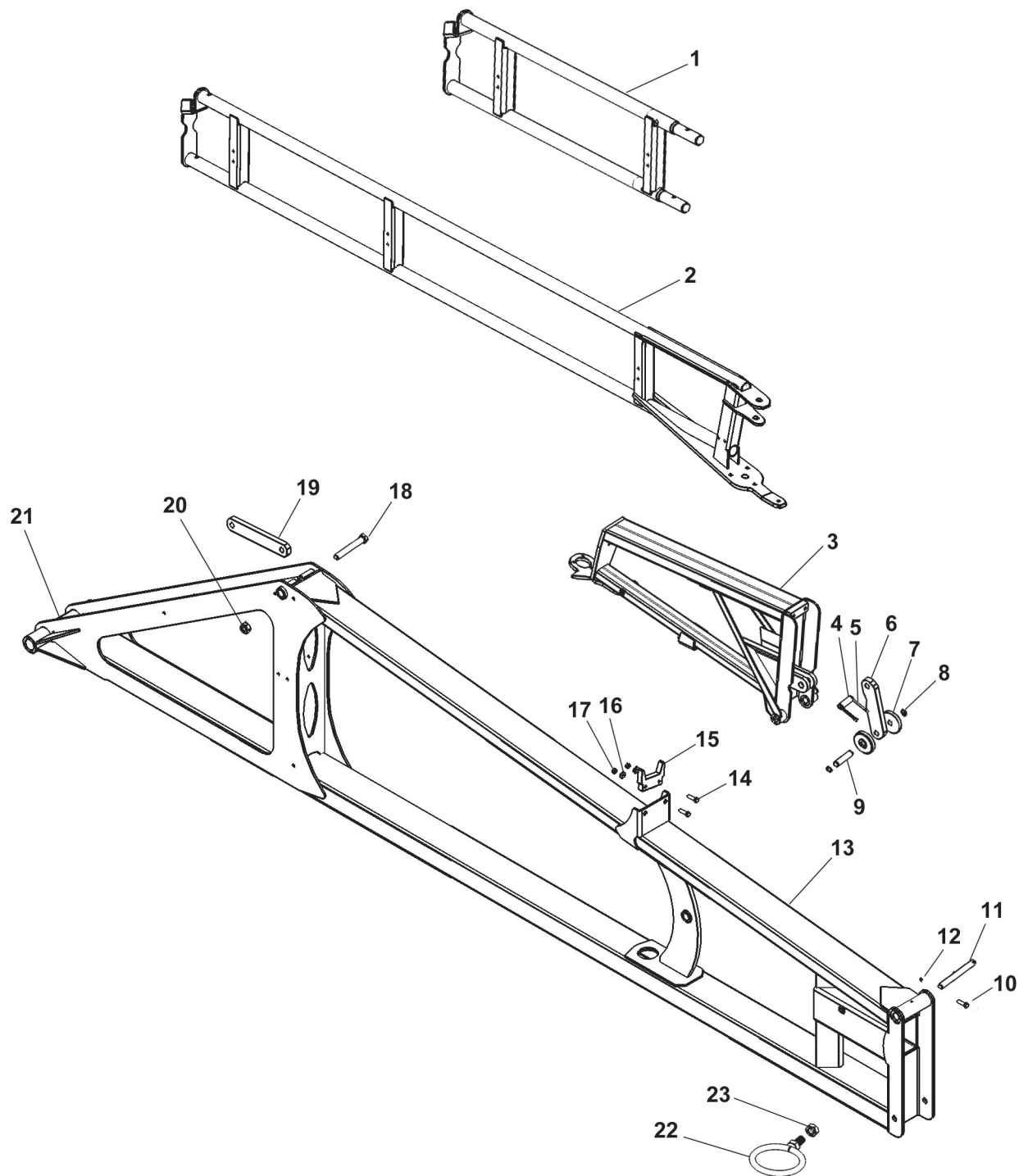


9500 Series Sprayers

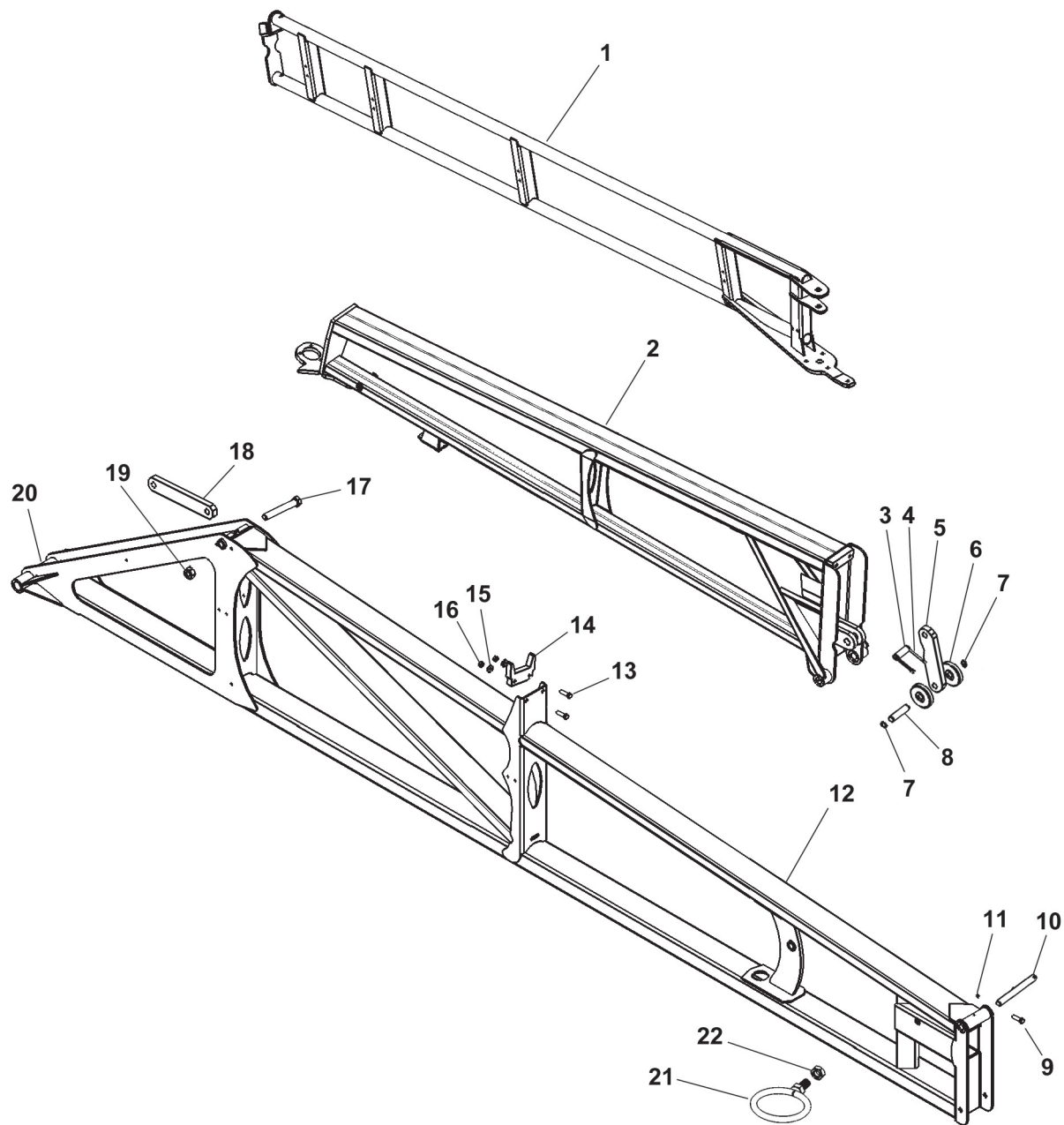


Item	Vendor Part #	Fast Part #	Description	Qty.	60 Ft.	80-90 Ft.	100 Ft.
1		128	Bolt HH 3/8 X 1 GR5 Zp	4			
2		226	Nut Hex Head Jam 1" Zp	2			
3		198	Bolt Hex Head 1 X 2 GR5 Zp	2			
4		13886	Wing Pivot Pin	4			
5		11513L	Wing Pivot Left	1			
5A		11513R	Wing Pivot Right	1			
6		13891	Washer UHMW Poly	2			
7		13875	Spring Adjustment Eyebolt	2			
8		217	Nut HH 3/4" Zp	4			
9		7442	Outer Spring Mount	2			
10	FX-FV0006656	590011	Spring Center Section	2			
11		13876	Inner Spring Mount	2			
12	66833	790011	Shock Center Section	2			
13		187	Bolt HH 3/4 X 3-1/2" GR5 Zp	8			
14		241	Nut HH 3/4" Centerlock Zp	8			
15		237	Nut 3/8 Center Lock Zp	2			
16		14296	Collar, Pin Retainer	2			
17		131	Bolt HH 3/8 x 2-1/2" GR5 Zp	2			
18		14300	Main Wing Pivot Pin	2			
19		13801	Center Section	1			
20		790017	SMV	1			
21		740001	Lights Left Side	1			
22		102	Bolt HH 1/4 x 1" GR5 Zp	8			
23		767	Nut HH 1/4" Whizlock	8			
24		740002	Lights Right Side	1			
NS		256	1/4" Flat Washer Used On #22	8			
25	WA-37678		Spring Cable Guide	1			
26	WA-37673		7-Pin Electrical Connector	1			
27	DA-1528	740007	Warning Light Harness	1			
28	WA-38044		Weather Pack 3-Pin Shroud	2			

WInGs - 60 & 66 f t Boom



WInGs - 80, 90 & 100 f t Boom

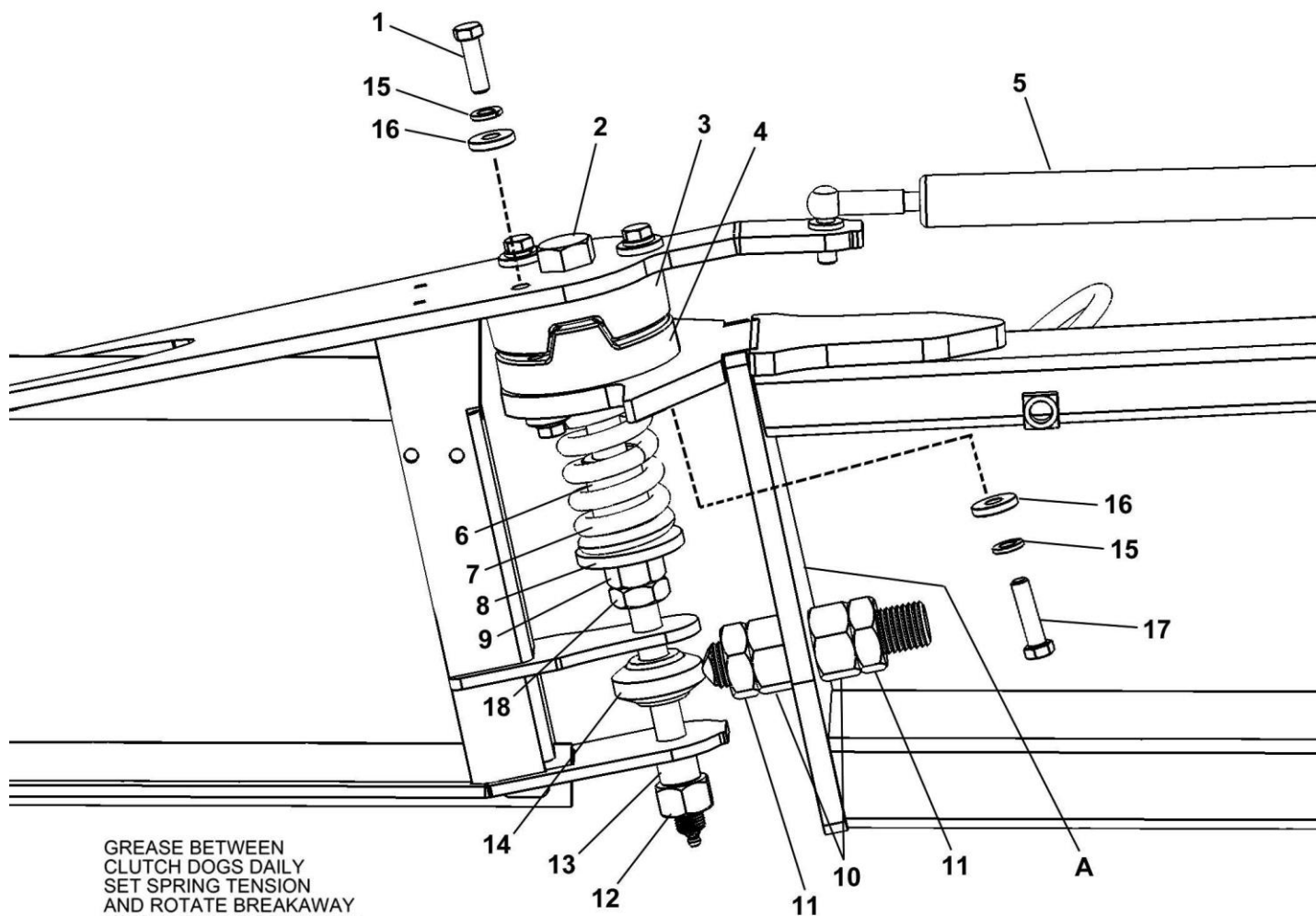


9500 Series Sprayers

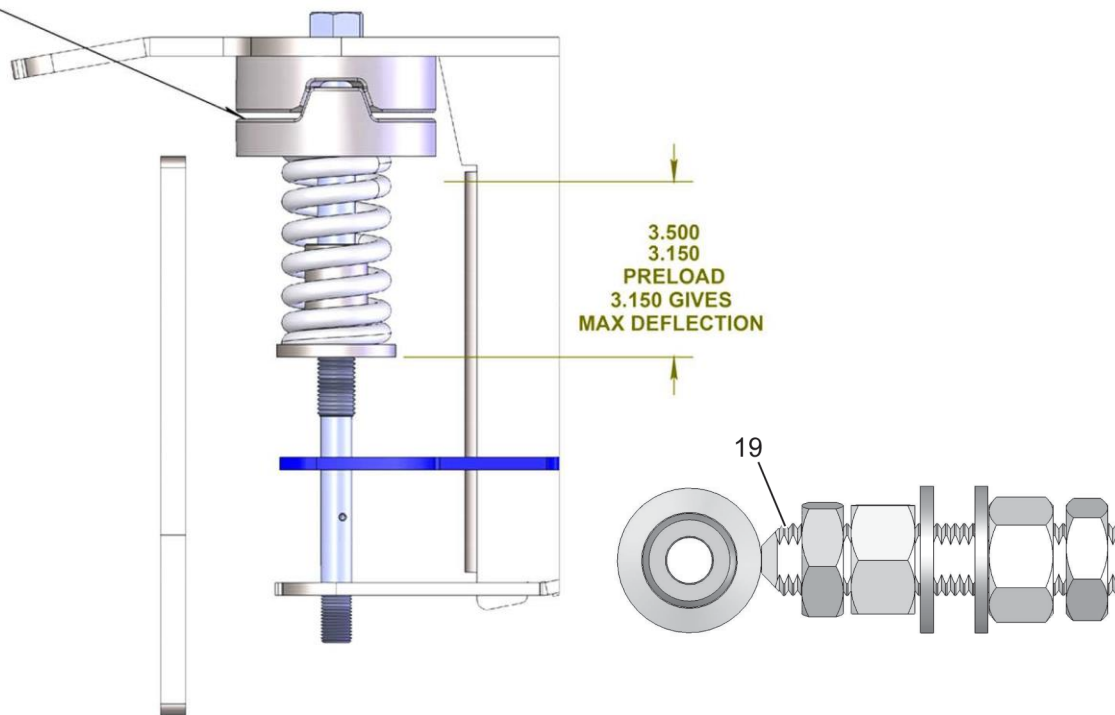


Item	Vendor Part #	Fast Part #	Description	80, 90 & 100 Ft Boom	80 Ft Boom	90 Ft Boom	100 Ft Boom
1		14610	Breakaway Wing 93"				2
		14600	Breakaway Wing 111"		2	2	
2		14150	Flip Wing 80'		2		
		14160	Flip Wing 90'			2	
		14175	Flip Wing 100'				2
3		11127	Pin	2			
4		135995	Cotter Pin 3/16 x 2 ZP	4			
5		9514	Flip Wing Arm	2			
6		7668	Wing Roller Machined	4			
7		534	Snap ring External 1"	4			
8		7669	Roller Pin 1"	2			
9		117	Bolt HH 5/16 x 2" GR5 Zp	2			
10		9468	Flip Wing Pin	2			
11		236	Nut HH 5/16" Centerlock Zp	2			
12		14130	Main Wing 80'-90'		2	2	
		14165	Main Wing 100'				2
13		154	Bolt HH 1/2 X 2 GR5 Zp	4			
14		9674	Wing Rest 1" UHMW	2			
15		260	Washer Flat 1/2" Zp	4			
16		231	Nut HH 1/2" Centerlock Zp	4			
17		209	Bolt HH 1 X 7-1/2" GR5 Zp	2			
18		14149	Link Level Boom	2			
19		242	Nut HH 1" Centerlock Zp	2			
20		759	Zerk 1/4-28	2			
21		14146	Ring Hose Holder	2			
22		223	Nut Jam	2			

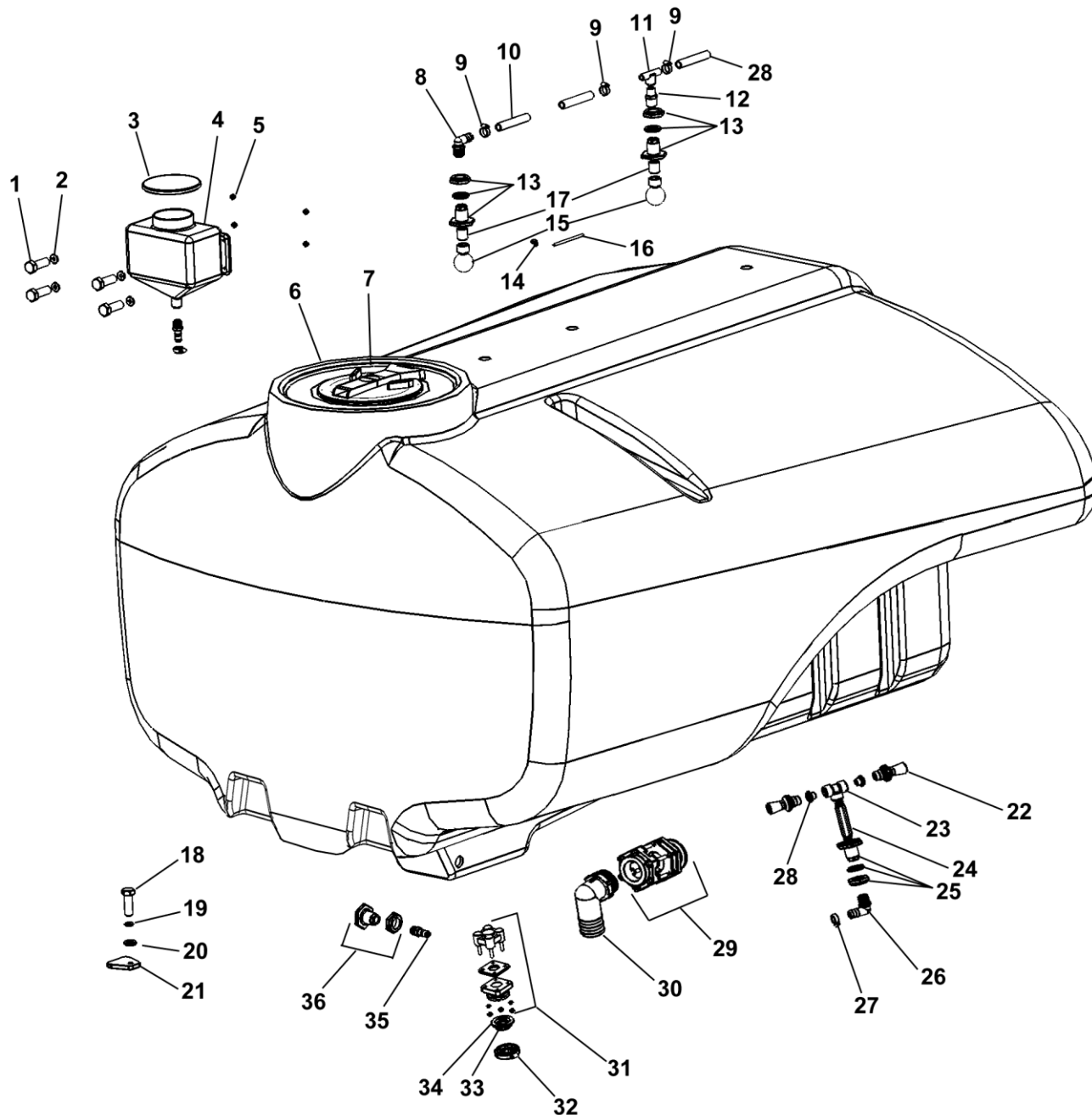
BreakaWay Pivot



GREASE BETWEEN CLUTCH DOGS DAILY SET SPRING TENSION AND ROTATE BREAKAWAY TO GET GREASE BETWEEN SURFACES



tank assemBly

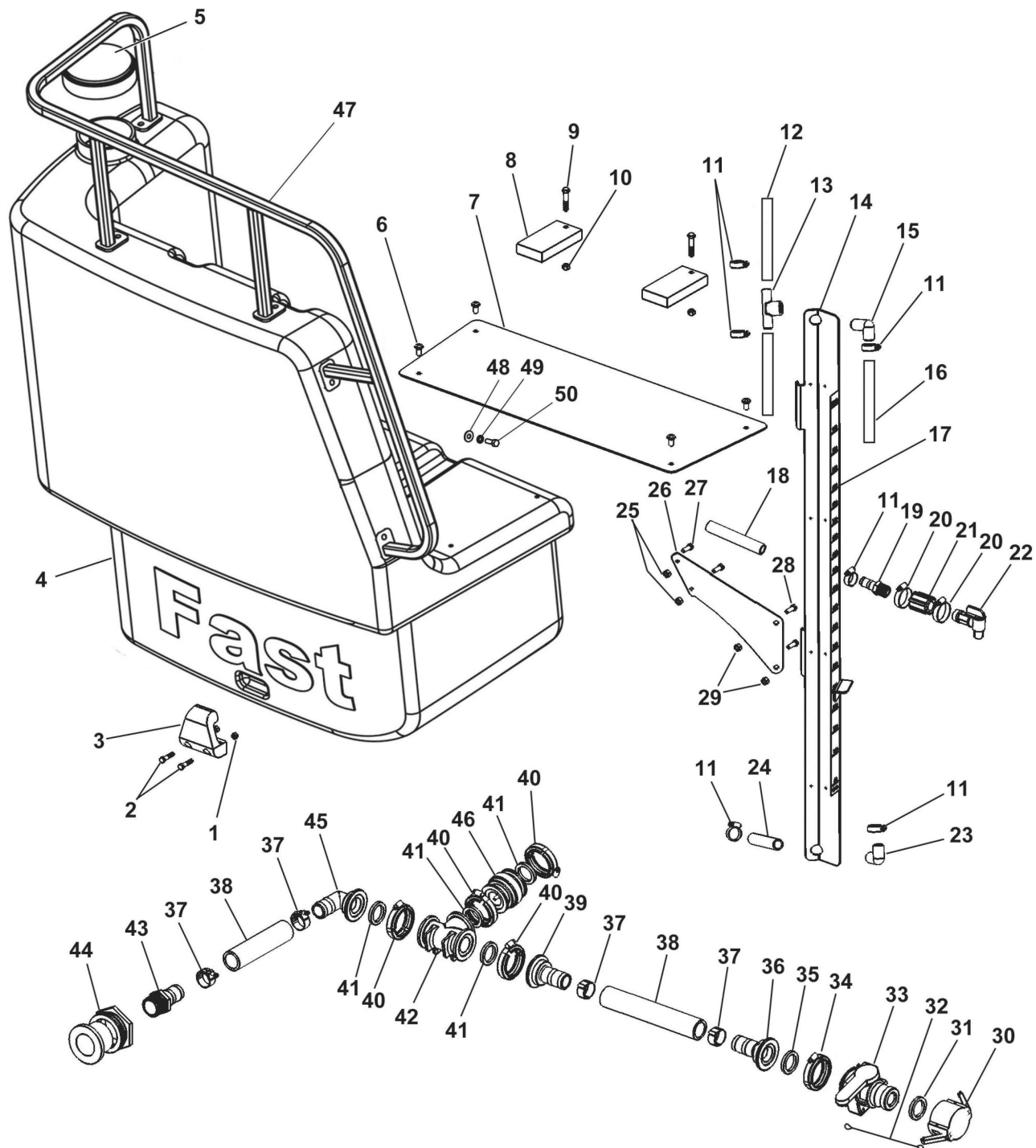


9500 Series Sprayers



Item	Vendor Part #	Fast Part #	Description	Qty.
1		129	Bolt HH 3/8 X 1-1/2 GR5 Zp	4
2		258	Washer Flat 3/8 Zp	4
3		10522	5" Vented Lid	1
4	SP002-5SYLS	570044	Rinse Tank 2.5 Gallon	1
5		169	Nut HH 3/8 Whizlock Zp	4
6	AR-10226W	570000	1800 Gallon Tank White	1
	AR-10226Y	570001	1800 Gallon Tank Yellow	1
	AR-10605W	570005	2400 Gallon Tank White	1
	AR-10605Y	570006	2400 Gallon Tank Yellow	1
7	10516	570070	Lid Hytek	1
8	HB10075-90	530042	Hose Barb 1" MPT X 3/4" HB X 90°	1
9	64012H	540013	Clamp, Hose 3/4" SS	4
10	3/4BH200	510012	Hose 3/4" EDPM	36"
11	3T34F	530220	3/4" Tee HB X 3/4" FPT	1
12	RN100075	530148	Nipple Reducer 1" X 3/4"	1
13	67172	530160	Bulkhead Fitting 3/4"	2
14	44103211	530004	Connector 90° 1/4 Tube X 1/4 NPT	2
15	TJ-55270-3.4-18-POM	520012	Tank Rinse Ball	2
16	2T20-604	510024	LLDP 1/4" OD Poly Tubing	240"
17	BJ-NIP075-6	530130	Nipple 3/4 x 6"	2
18		170	Bolt HH 5/8 X 2 GR5 Zp	2
19		253	Washer Lock 5/8" Zp	2
20		261	Washer Flat 5/8" Zp	2
21	10244	590023	Holddown Tab Poly	2
22	Y9270-PP/BNTM137	520029	Agitation Nozzle	2
23	HBT075	530054	Tee 3/4" Hose Barb	1
24	NIP075-6	530130	Nipple 3/4" X 6"	1
25	TF075	530160	Bulkhead Fitting 3/4" Banjo	1
26	HB075-90	530040	Hose Barb 3/4" X 90°	1
27	64012H	540013	Clamp Hose 3/4" SS	1
28	3/4BH200	510012	Hose 3/4" EDPM	13
29	BJMF300	530120	Bottom Drain 3"	1
30	HB300-90	530053	Hose Barb Elbow 3" 90°	1
31	MBF200BD	530118	Bottom Drain 2" Std Port	1
32	FC200	540001	Flange Clamp 2" Std Port	1
33	M200PLG	530093	Plug 2" Std Port	1
34	150G	530014	Gasket 2" Std Port	1
35	HB075	530230	Hose Barb 3/4"	1
36	TF075	530160	Bulkhead Fitting 3/4" Banjo	1
			The tanks listed above are covered by "United States Patent Number 7,585,000"	

Rinse tank, Plumbing & Sight Gauge

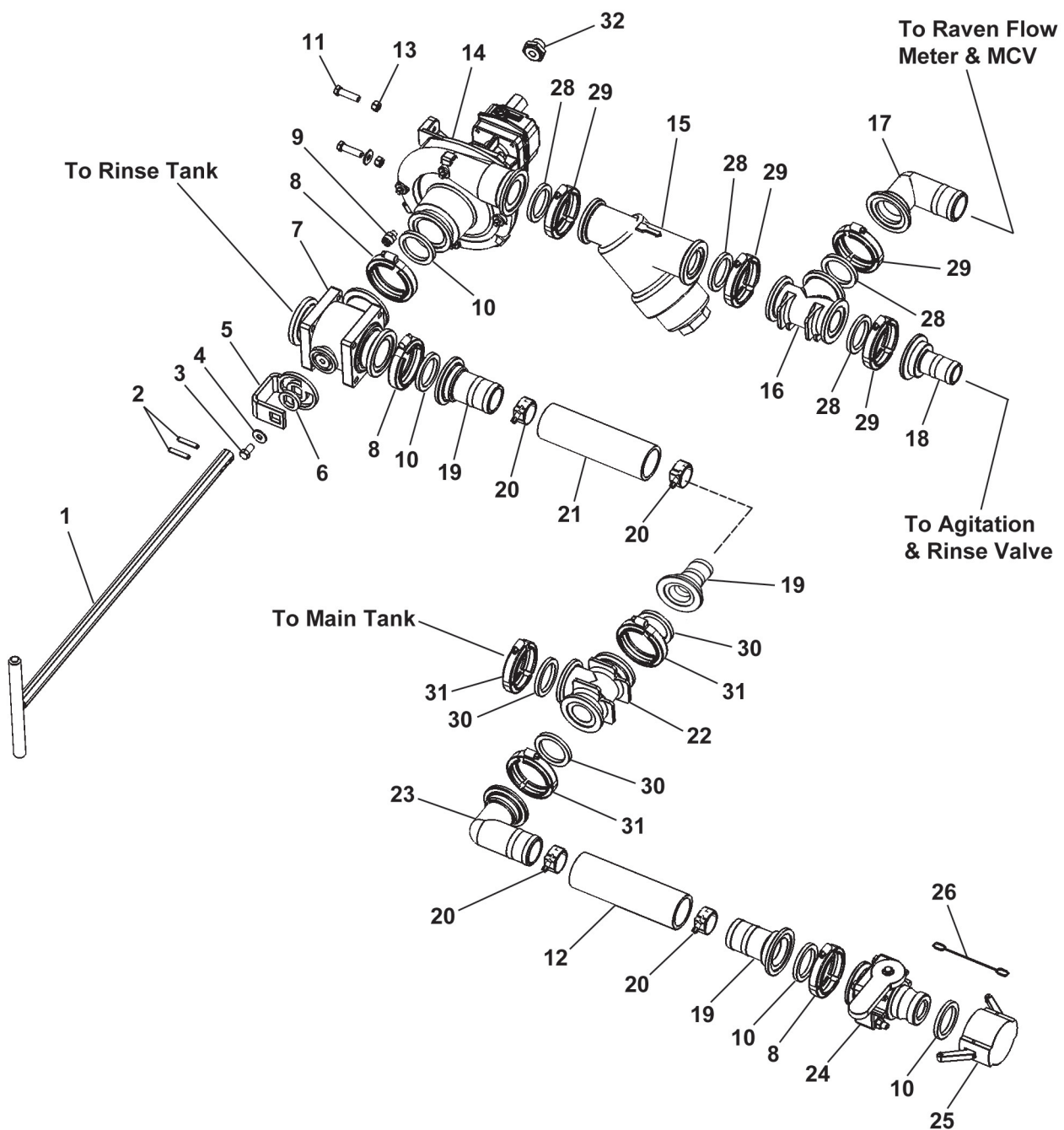


9500 Series Sprayers



Item	Vendor Part #	Fast Part #	Description	Qty.
1		228	Nut HH 5/16" Nylock Zp	2
2		116	Bolt HH 5/16 X 1-1/2 GR5 Zp	2
3	10643	590022	Poly Rinse Tank Holddown	2
4	10602W	570003	Tank Rinse 100 Gallon White	1
	10602Y	570004	Tank Rinse 100 Gallon Yellow	1
5	AR-10522		5" Vented Lid	1
6		607	Bolt Truss Head 3/8 X 3/4 Zp	4
7		10612	Platform Top Safety Plate	1
8		10669	Poly Rinse Tank Holddown	2
9		130	Bolt HH 3/8 X 2 GR5 Zp	2
10		769	Nut HH 3/8" Whizlock Zp	2
11	64012	540013	Clamp Hose 3/4"	5
12	15017503	510008	Hose EVA 3/4"	6"
13	3T34F	530220	Tee Hose Barb X 3/4 NPTF	1
14		10921	Formed Sight Gauge Support 1000 Gallon	1
		10919	Formed Sight Gauge Support 1250 Gallon	1
15	3EL34	530210	Hose Barb Elbow 3/4"HB X 3/4"NPTM	1
16	15007008	510006	Hose Vinyl Clear 3/4" 1000 Gallon	66.5"
17	10820	800038	Decal Gallon 1800 Gallon Tank	1
NS	10821	800039	Decal Gallon 2400 Gallon Tank	1
18	15007008	510006	Hose Vinyl Clear 3/4"	40"
19	HB075	530230	Hose Barb 3/4"	1
20	64020H	540015	Clamp Hose 1-1/2"	2
21	CPLG075	530235	Coupling 3/4" Npt	1
22	DF-103	510022	Flo-Rite Faucet	1
23	3EL34HB	530214	Hose Barb 90°	1
24	15007008	510006	Hose Vinyl Clear 3/4"	58"
25		768	Nut HH 5/16 Whizlock Zp	2
26		10818	Sight Gauge Support Bracket	1
27		115	Bolt HH 5/16 X 1 GR5 Zp	2
28		152	Bolt HH 1/2 X 1 GR5 Zp	2
29		771	Nut HH 1/2" Whizlock	2
30	200CAP	530017	2" Cam Lock Cap W/530019 Gasket	1
31	200G	530019	Gasket 2" Standard Thickness	7
	200GXT		Gasket 2" Extra Thick	SP
32	HN-79.12	530179	Lanyard 12"	1
33	VSF200CF	500037	Valve Manifold X 2" Male Adapter	1
34	FC200	540001	Clamp Manifold 2" Standard Port	6
35	150G	530014	Gasket 2"	1
36	M150BRB	530079	Manifold 1-1/2" Hose Barb	2
37	TC-181	540006	Clamp T-Bolt 1-1/2"	4
38	12012800	510002	Fertilizer Solution Hose 1-1/2"	27"
39	M220150BRB	530100	Manifold 2" Full Port X 1-1/2 Hose Barb	1
40	FC220	540002	Clamp Manifold 2" Full Port	4
41	200G	530019	Gasket 2" Full Port	4
42	M220TEE	530097	Manifold Tee 2" Full Port	1
43	HB125-125	530045	Hose Barb 1-1/2 NPT X 1-1/2 Hose Barb	1
44	AR10918	570071	Bulkhead 1/14"	1
45	M220150BRB90	530100	Manifold Hose Barb Elbow 90°	1
46	CV220	500003	Manifold Check Valve	1
47		10638	Handrail Rise Tank	1
48		258	Washer Flat 3/8"	5
49		250	Washer Lock 3.8"	5
50		128	Bolt HH 3/8 x 1"	5

Quick fill & Pump feed - 60-66 ft Boom With a Ce 150-206 Pump

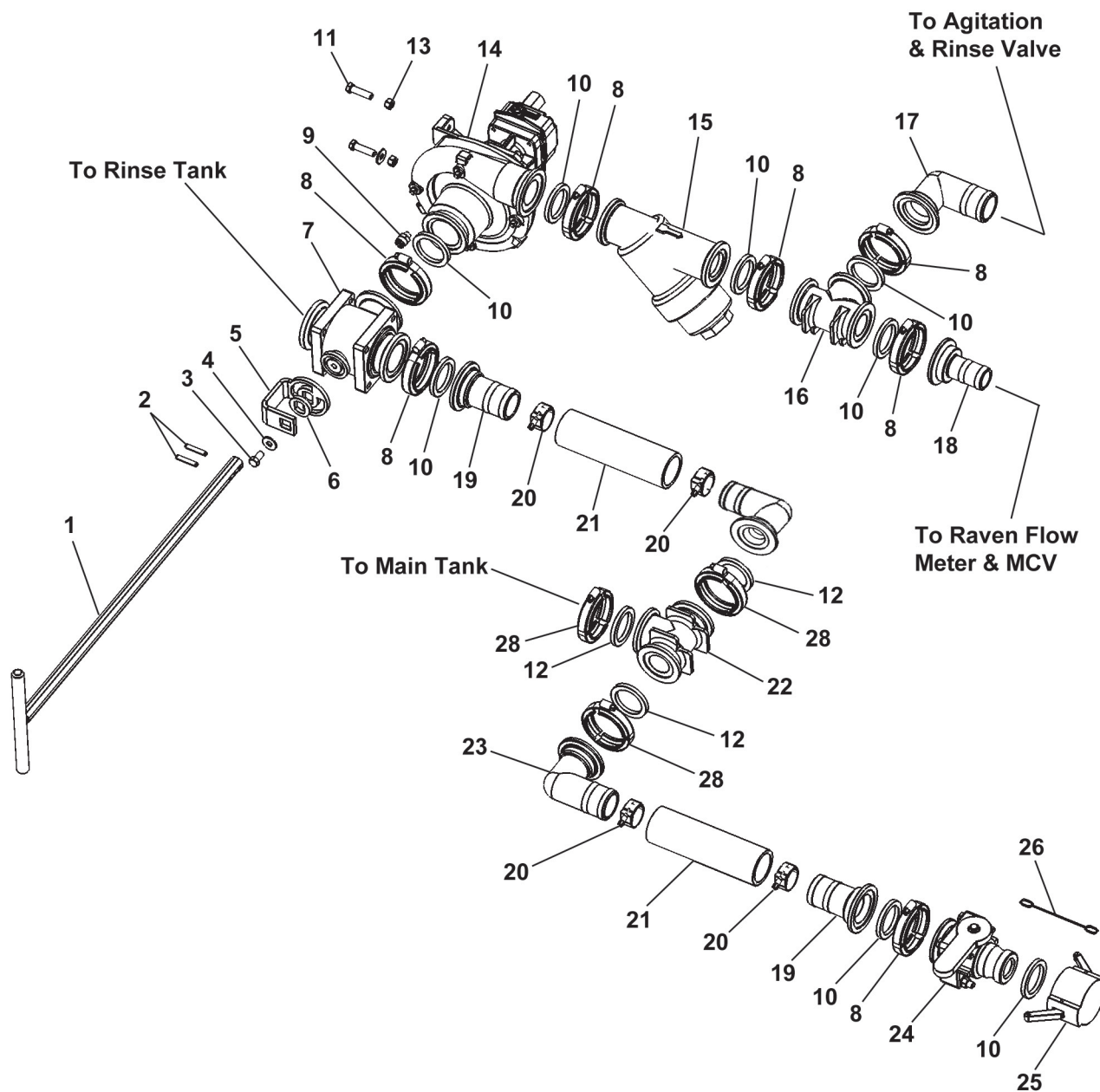


9500 Series Sprayers



Item	Vendor Part #	Fast Part #	Description	Qty.
1		7236	Valve Handle Extension	1
2		683	Pin, Spring 1/4 x 2	2
3		127	Bolt HH 3/8 x 3/4 GR5 Zp	1
4		258	Washer, Flat 3/8" Zp	1
5		7232	Valve Handle Adapter	1
6		7233	Valve Handle Collar	1
7	MV220BL	500034	Manifold Valve 2" Full Port Bottom Load	1
8	FC220	530002	Manifold Clamp 2" Full Port	3
9	44103220	530005	Adapter 1/8 MPT x 1/4 Quick Lock	1
10	200G	530019	Gasket 2" Full Port	4
11		129	Bolt HH 3/8 x 1-1/2 GR5 Zp	2
12	12012800	510002	Fertilizer Solution Hose	1
13		769	Nut HH 3/8" Whizlock Zp	2
14	AC-FMC-150F-HYD-206	550000	Pump, Ace 150-260F	1
15	MLS200-30	530123	Manifold Y Strainer 30 Mesh Screen	1
16	M200TEE	530097	Manifold Tee 2" Port	1
17	M200150BRB90	530080	Manifold Elbow 2" Port x 1-1/2 Hose Barb	1
18	M200150BRB	530100	Manifold Hose Barb 2 x 1-1/2 Hose Barb	1
19	M220200BRB	530103	Manifold 2" Full Port x 2" Hose Barb	2
20	TC-231	540007	T-Bolt Clamp 2" Hose	4
21	12012800	510002	Fertilizer Solution Hose	1
22	M300TEE	530115	Manifold Tee 3"	1
23	M300200BRB90	530112	Manifold 3 x 2 Hose Barb 90°	1
24	MVSF220FP	530128	Manifold Valve 2" Full Port x Male Adapter	1
25	200CAP	530017	Cap 2" Quick Cam	1
26	HN-79-12	530179	Lanyard	1
27	200GXT		Gasket 2" Extra Thick	AR
28	150G	530014	Gasket 2"	4
29	FC200	540001	Clamp 2" Std	4
30	300G	530024	Gasket 3"	3
31	FC300	540003	Clamp 3" Std	3
32	6404-10-08	610019	Adapter 1/2 NPT x 10 ORD	1

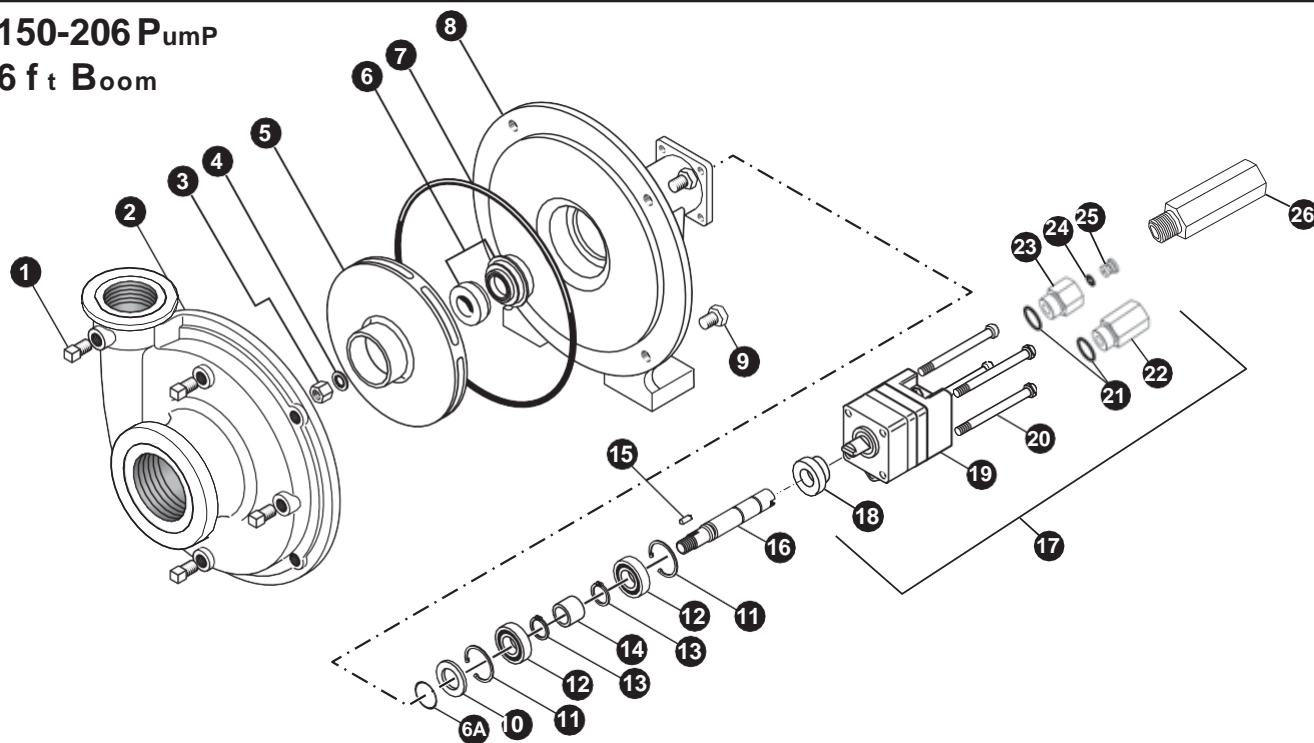
Quick fill & Pump feed - 80-90-100 Boom With HyPro Pump





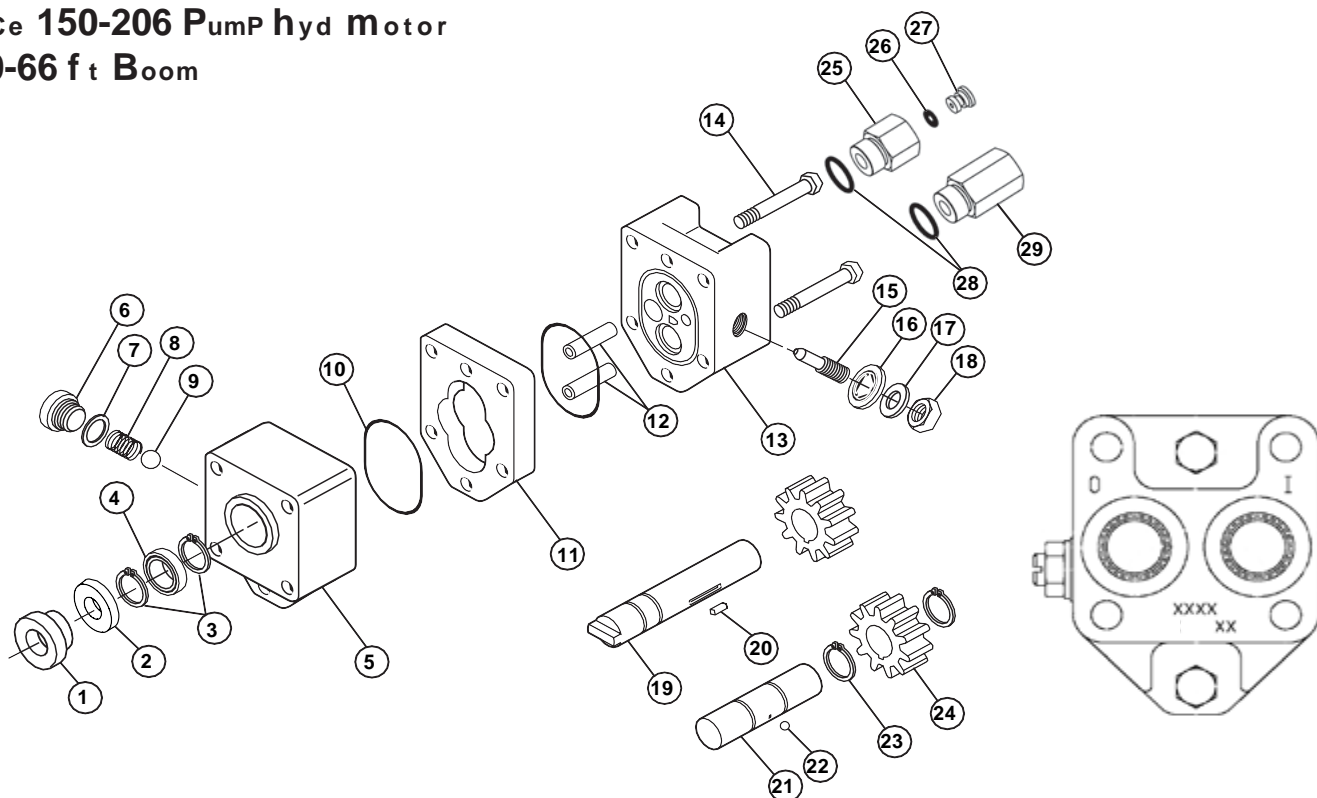
9500 Series Sprayers

ace 150-206 Pump
60-66 ft Boom



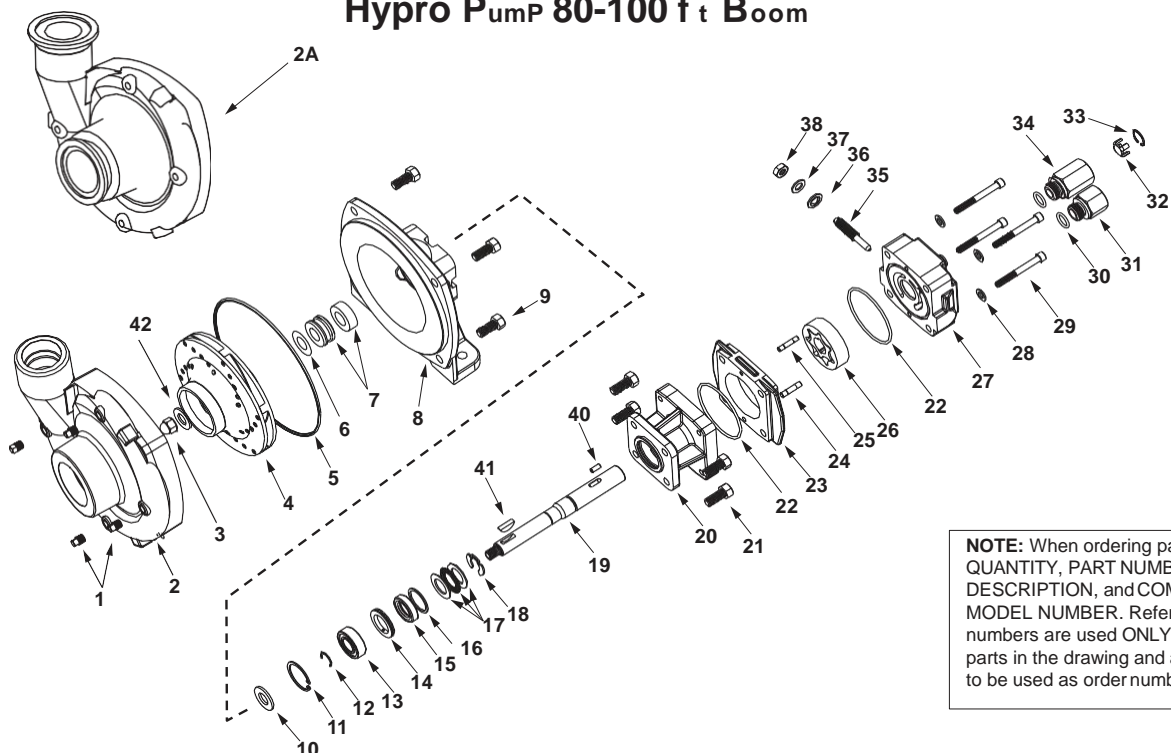
REF. #	PARTNUMBER	EDP #	DESCRIPTION	REQ.
1	BAC-53	41110	Pipe plug	4
1	41120	41120	Pipe plug, stainless steel (optional)	4
2	BAC-12-150-FLG	40257	Volute, cast iron, NPT & flanged (for 150F models)	1
2	BAC-12-150-SS	40249	Volute, 316 stainless steel, NPT & flanged (for 150FS models)	1
3	BAC-23-A	40391	Nut, 3/8" NF, cad plated	1
3	BAC-23-A-SS	40392	Nut, 3/8" NF, stainless steel (optional)	1
4 ^{①②}	BAC-24-HYD-SS	40400	Washer, 3/8" star, stainless steel	1
5	BAC-26-150-P	40446	Impeller, Valox, keyway	1
5	BAC-26-150-CI	40445	Impeller, cast iron, keyway (optional)	1
6 ^①	BAC-7V	40151	Seal, carbon/ceramic/Viton (includes 40160 O-Ring)	1
6 ^②	BAC-7SC	40152	Seal, silicon carbide/Viton (includes 40160 O-Ring) (optional)	1
6A ^{①②}	40160	40160	O-ring, shaft seal	1
7 ^{①②}	BAC-4-150	40015	O-ring, body seal	1
8	BAC-14-150-HYD	40305	Mounting frame, cast iron (for 150F models)	1
8	BAC-14-150-HYD-SS	40319	Mounting frame, 316 stainless steel (for 150FS models)	1
9	40950	40950	Cap screw, 3/8" NC x 3/4" hex head	4
9	40930	40930	Cap screw, 3/8" NC x 3/4" hex head, stainless steel (optional)	4
10	BAC-54	41130	Slinger	1
11	BAC-33	40810	Snap ring, internal, BAC-14 mounting frame	2
12	BAC-37	40870	Ball Bearing, sealed, BAC-6 shaft	2
13	BAC-32	40790	Snap ring, external, BAC-6 shaft	2
14	BAC-32-S	40795	Spacer for BAC-6 shaft	1
15	BACH-25	40420	Key, 1/8" x 1/8" x 1/2"	1
16	BAC-6-HYD-SS	40061	Shaft, 5/8" diameter, keyway and tang slot, stainless steel	1
17	BAC-75-HYD-206	41372	Hydraulic motor, 7 GPM (includes parts 18 - 25)	1
18	S200	40161	Seal support spacer for 200 Series HYD motor	1
19	BAC-75-HYD-206N	41397	Hydraulic motor, 7 GPM (motor only - no external fittings)	1
20	41255	41255	Cap screw, 5/16" N. C. x 3-3/4" socket head (for 206N motor)	4
21	41875	41875	O-ring, #8 SAE fitting	2
22	BAC-78-8SAE	41441	Reverse check valve, #8 SAE male x 1/2" NPT female	1
23	BAC-80-8SAE	41455	Adapter, restrictor body, #8 SAE male x 1/2" NPT female	1
24	41448	41448	O-ring, orifice insert	1
25	BAC-79-7	41456	Orifice, restrictor insert, .109 (206N)	1
26	LS-206N	41418	Flow limiting valve (206N), #8 SAE male x 1/2" NPT female	1
①	RK-FMC-150	52710	Repair kit for FMC-150 series pump	-
②	RK-FMCSC-150	52711	Repair kit for FMC-150 series with silicon carbide shaft seal	-
#	RK-BAC-75-HYD-L	41374	Repair kit for 200-L Series motor	-

ace 150-206 Pump hyd motor 60-66 ft Boom



REF. #	MODEL 204N	MODEL 206N	MODEL 210N	DESCRIPTION	REQUIRED
1*	S200	S200	S200	Seal support spacer	1
2*	40153	40153	40153	Seal cartridge	1
3	41941	41941	41941	Snap ring, bearing	2
4	41961	41961	41961	Ball bearing, 7/16" I.D.	1
5	41731	41731	41731	Drive plate	1
6	42041	42041	42041	Valve cap, coasting check	1
7*	42044	42044	42044	"O" ring, coasting check	1
8	42042	42042	42042	Spring, coasting check	1
9	42043	42043	42043	Ball, coasting check	1
10*	41850	41850	41850	"O" ring, housing seal	2
11	41720	41721	41725	Gear housing	1
12	41800	41801	41805	Dowel pin, housing	2
13	41742	41742	41742	End plate	1
14	41900	41900	41905	Cap screw, 1/4" N.C. hex head	2
15	42010	42010	42010	Adjusting screw, needle valve	1
16*	42030	42030	42030	Thread seal, 3/8", needle valve	1
17	42040	42040	42040	Washer, flat steel, needle valve	1
18	40960	40960	40960	Nut, 3/8" N.C. jam, needle valve	1
19	41761	41764	41766	Drive shaft	1
20	41920	41921	41925	Dowel pin, drive shaft	1
21	41970	41971	41975	Idler shaft	1
22	41990	41990	41990	Ball, idler shaft	1
23	41980	41980	41980	Retaining ring, idler gear	2
24	41750	41751	41755	Gear	2
25	41455	41455	41455	Adapter body, #8 SAE male x 1/2" NPT	1
26	41448	41448	41448	"O" ring, orifice insert (use with 41456 insert)	1
27	41457	41456	41456	Insert, restrictor orifice (use with 41455 body)	1
28	41875	41875	41875	"O" ring, #8 SAE male fitting	2
29	41441	41441	41441	Reverse check, #8 SAE male x 1/2" NPT	1
#	41374	41374	41374	Repair Kit, RK-BAC-75-HYD-L	--

Hypro Pump 80-100 ft Boom



NOTE: When ordering parts, give QUANTITY, PART NUMBER, DESCRIPTION, and COMPLETE MODEL NUMBER. Reference numbers are used ONLY to identify parts in the drawing and are NOT to be used as order numbers.

Repair Parts Kit No. 3430-0332

Contains: One mechanical seal (Ref. 7), one o-ring (Ref. 5) and one rubber gasket (Ref. 6).

Silicon Carbide Seal Kit No. 3430-0589

Contains one each: mechanical seal (Ref. 7) and o-ring (Ref. 5).

Hydraulic Motor Part Nos.

2500-0009C (HM1C Models)
2500-0011C (HM3C Models)
2500-0018C (HM5C Models)

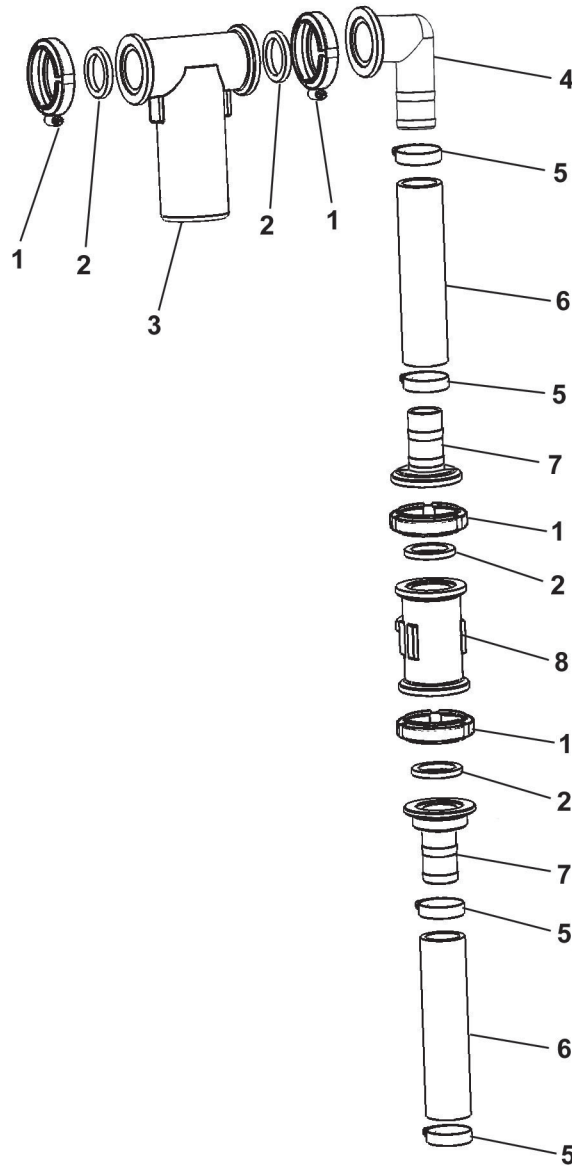
Parts Kit No. 3430-0178

Contains: One each ball bearing (Ref. 13), motor shaft seal (Ref. 15), thread seal gasket (Ref. 36), and washer (Ref. 37); two each motor housing o-rings (Ref. 22), and port adapter o-rings (Ref. 30).

Ref. No.	Qty. Req'd.	Part No.	Description
1	4	2406-0007	Drain/Vent Plug
2	1	0154-9200C1	Pump Casing (Volute) (Includes stainless steel wear ring)
2	1	0151-9200C	Pump Casing (Volute) (Includes stainless steel wear ring) (9304C)
2A	1	0157-9200C	Pump Casing (Universal Flange)
3	1	2253-0002	Impeller Nut
4	1	0401-9200P2	Impeller (Nylon)
5	1	1720-0083	O-ring
6	1	1700-0100	Rubber Gasket
7	1	2120-0009	Mechanical Seal (Viton/Ceramic) (Std)
7	1	3430-0589	Mechanical Seal (Silicon Carbide) (Optional)
8	1	0750-9300C2	Mounting Flange
8	1	0750-9300C	Mounting Flange (9304C)
9	4	2210-0020	Hex Head Cap Screw
10	1	1410-0056	Slinger Ring
11	1	1820-0013	Retaining Ring
12	1	1810-0014	Snap Ring
13	1	2000-0010	Ball Bearing
14	1	1410-0073	Spacer
15	1	2104-0005	Shaft Seal
16	1	1410-0074	Seal Spacer
17	1	2029-0014	Thrust Bearing Assembly - Consists of: (1) Thrust Bearing & (2) Thrust Brg. Races
18	1	1810-0026	Snap Ring
19	1	0510-2500	Shaft (HM3C Model) 7-1/2" long
19	1	0511-2501	Shaft (HM1C & HM5C Models) 7" long
20	1	0151-2500C	Motor Body (Includes Main Bearing)
21	4	2210-0005	Hex Head Cap Screw

Ref. No.	Qty. Req'd.	Part No.	Description
22	2	1720-0110	O-ring
23	1	0700-2500C1	Gerotor Housing (HM1C Model) 1/2" wide
23	1	0702-2500C1	Gerotor Housing (HM3C Model) 1" wide
23	1	0704-2500C1	Gerotor Housing (HM5C Model) 5/8" wide
24	1	1600-0052	Dowel Pin (HM3C Models)
24	1	1600-0044	Dowel Pin (HM1C and HM5C Models)
25	1	1600-0068	Dowel Pin (HM3C Model)
25	1	1600-0037	Dowel Pin (HM1C and HM5C Models)
26	1	3900-0022	Gerotor (HM1C Model)
26	1	3900-0024	Gerotor (HM3C Model)
26	1	3900-0048	Gerotor (HM5C Model)
27	1	0251-2500C2	Motor End Plate (Includes Main Bearing)
28	4	2270-0039	Washer
29	4	2220-0044	Cap Screw (HM3C)
29	4	2220-0021	Cap Screw (HM1C)
29	4	2220-0032	Cap Screw (HM5C)
30	2	1720-0108	O-ring
31	1	3360-0021	Pressure Port Adapter
32	1	3260-0068	Poppet
33	1	1820-0038	Retaining Ring
34	1	3320-0049	Tank Port Adapter
35	1	3220-0029	Bypass Adjusting Screw
36	1	1700-0047	Gasket
37	1	2270-0027	Washer
38	1	2250-0038	Lock Nut
40	1	1610-0055	Roll Pin (HM3C Models)
40	1	1610-0031	Roll Pin (HM1C and HM5C Models)
41	1	1610-0012	Woodruff Key
42	1	2270-0071	Washer

Raven flow Controls



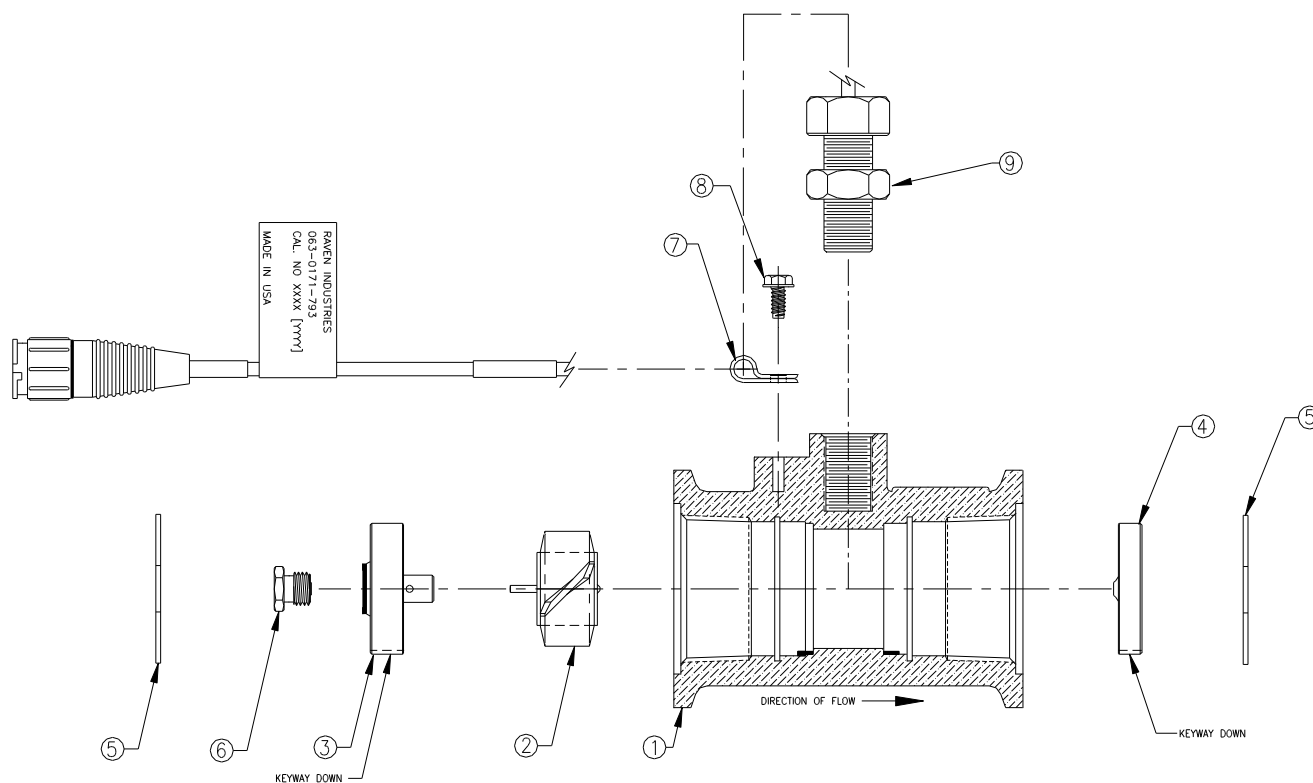
Item	Vendor Part #	Fast Part #	Description	Qty.	60 Ft.	80-90 Ft.	100 Ft.
1	FC200	530002	Manifold Clamp 2" Full Port	4			
2	150G	530014	Gasket 2" Port	4			
3	063-0171-894	631805	Raven Motorized Control	1			
4	M200150BRB90	530080	Manifold Elbow 2" Full Port x 1.5" Hose Barb	1			
5	64024H	540016	Clamp Stainless Steel 1-1/2"	4			
6	BS-1-1/2BH200	510014	Hose EDPM 1-1/2"	AR			
7	M200150BRB	530100	Manifold Hose Barb 2" x 1.5" Hose Barb	2			
8	063-0171-0793	631804	Raven Flow Meter	1			

Raven flowmeter

RFM 60 P FLOWMETER REPLACEMENT PARTS

063-0171-793

ITEM	DESCRIPTION	RAVEN PART #
1	Body, RFM 60 P Flowmeter	106-0159-514
2	Rotor/Magnet Assembly	063-0171-673
3	Hub/Bearing Assy, Upstream	063-0171-674
4	Hub assembly, Downstream	063-0171-769
5	Ring, Retaining, Internal	335-0000-278
6	Stud Bearing	063-0159-570
7	Clamp, Cable	435-3002-017
8	Screw, Thread Forming	310-0002-137
9	Sensor, assembly, External	063-0171-669



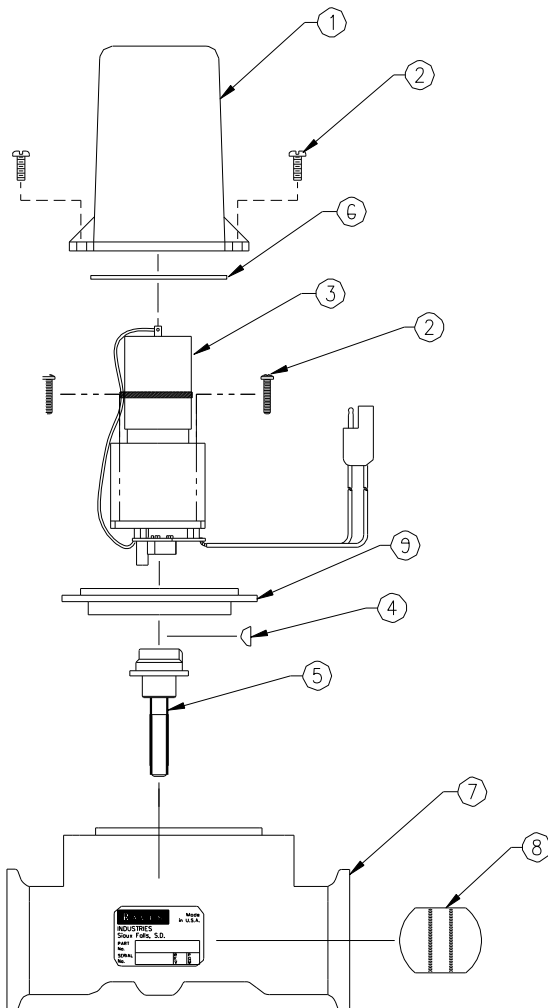
Raven Control Valve

1 1/2" POLY CONTROL VALVE REPLACEMENT PARTS

063-0171-894

ITEM	DESCRIPTION	RAVEN PART #
1	Valve Cover	106-0159-407
2	#6-32 x 3/4" Lg. Screw	321-0000-256
3	Motor Assembly	063-0159-409
4	Woodruff Key	321-0000-062
5	Coupler Shaft Assembly (1 1/2" Valve)	063-0171-893
6	Seal Tetraseal	219-0000-020
7	Valve Body Assembly (1 1/2" Valve)	063-0171-892
8	Butterfly (1 1/2" Valve)	106-0159-414
9	Isolation Flange Assembly	063-0159-457
10	*Iso-Body Kit (1 1/2" Valve) (Not Shown)	117-0159-739
11	*Polarity Reversal Jumper (Not Shown)	115-0159-415
12	Loctite RC-609 (Not Furnished)	222-1001-050

***NOT SUPPLIED WITH STANDARD UNIT**



When servicing Valve:

Replace valve body with iso-body kit (item 10) if valve has been leaking internally.

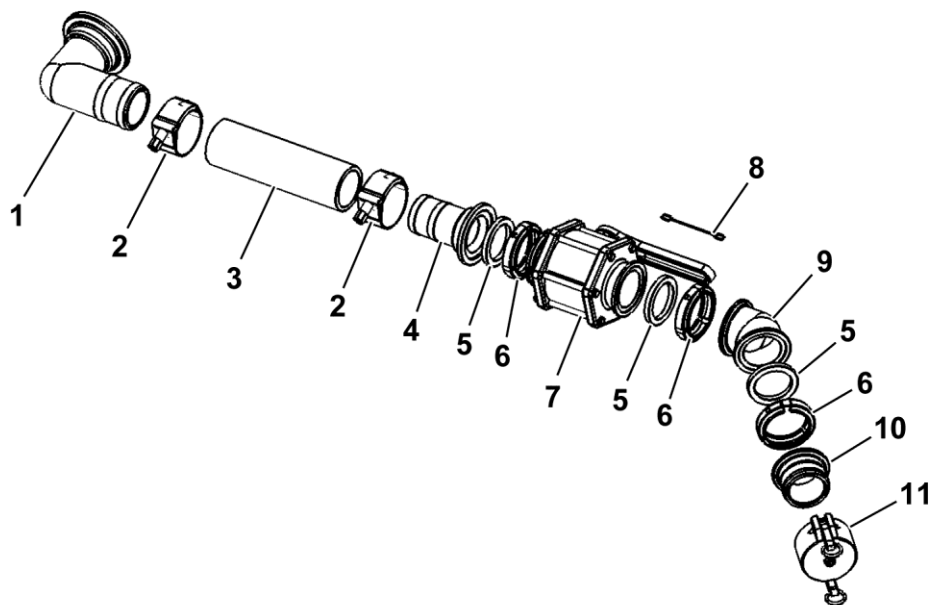
Replace motor assembly if the motor will not run.

Before reassembling valve, remove the coupler shaft from the valve body. Apply Loctite (item 12) to coupler shaft and woodruff key. Place the coupler shaft (item 5) and the woodruff key (item 4) onto the motor shaft. Plug motor into the valve connector coming from Sprayer Control Console. Check that the motor rotates in both directions. Motor must stop when coupler shaft CAM releases printed circuit board button.

When reassembling valve, grease both sealing surfaces of coupler shaft. Insert coupler shaft into iso-flange and be sure seal properly seats on shaft. Install motor on valve body and apply silicon sealant to mounting holes. Reassemble remaining items as shown in parts diagram.

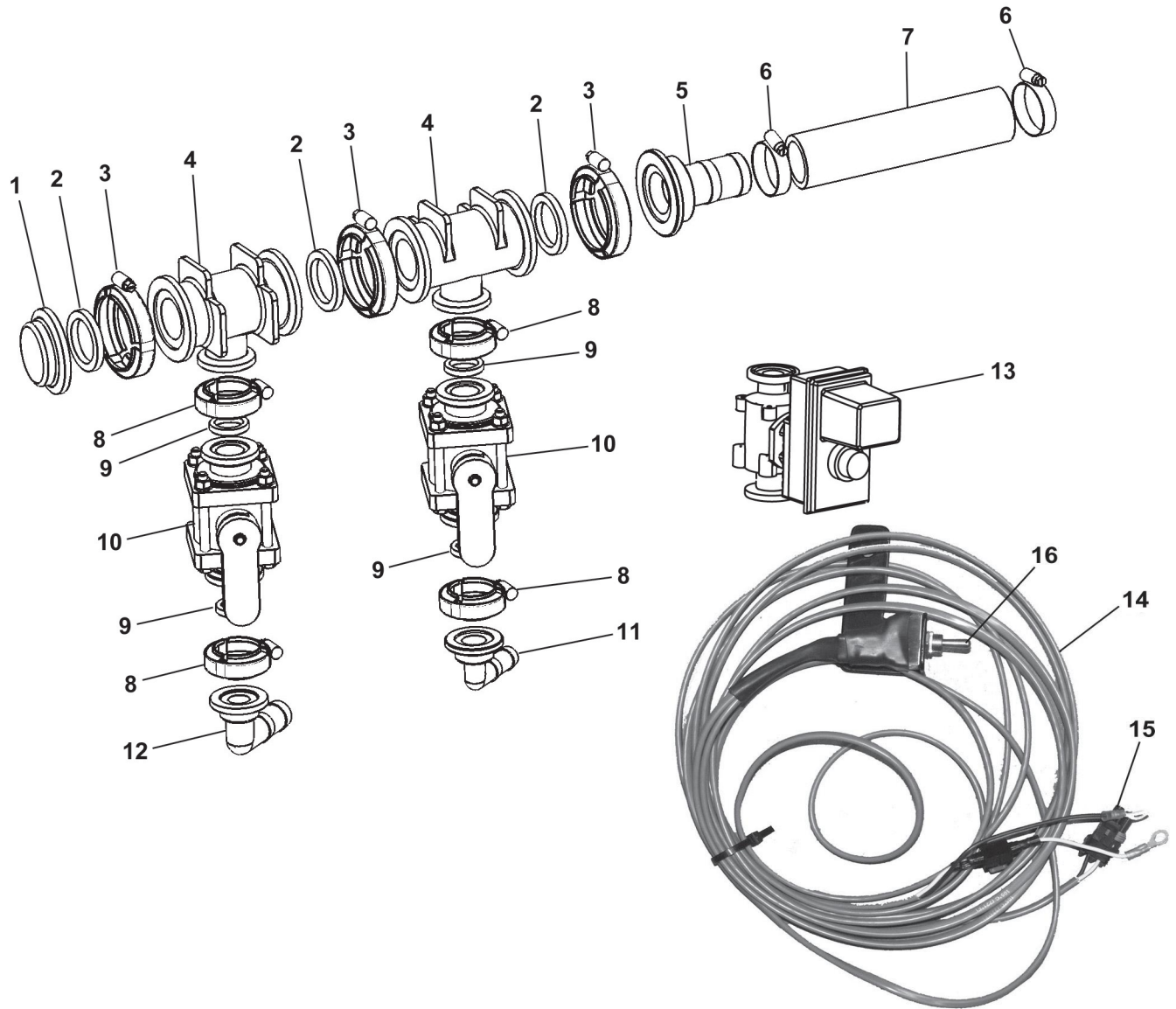
RAVEN INDUSTRIES, INC.

Quick Fill - Optional 3 Inch



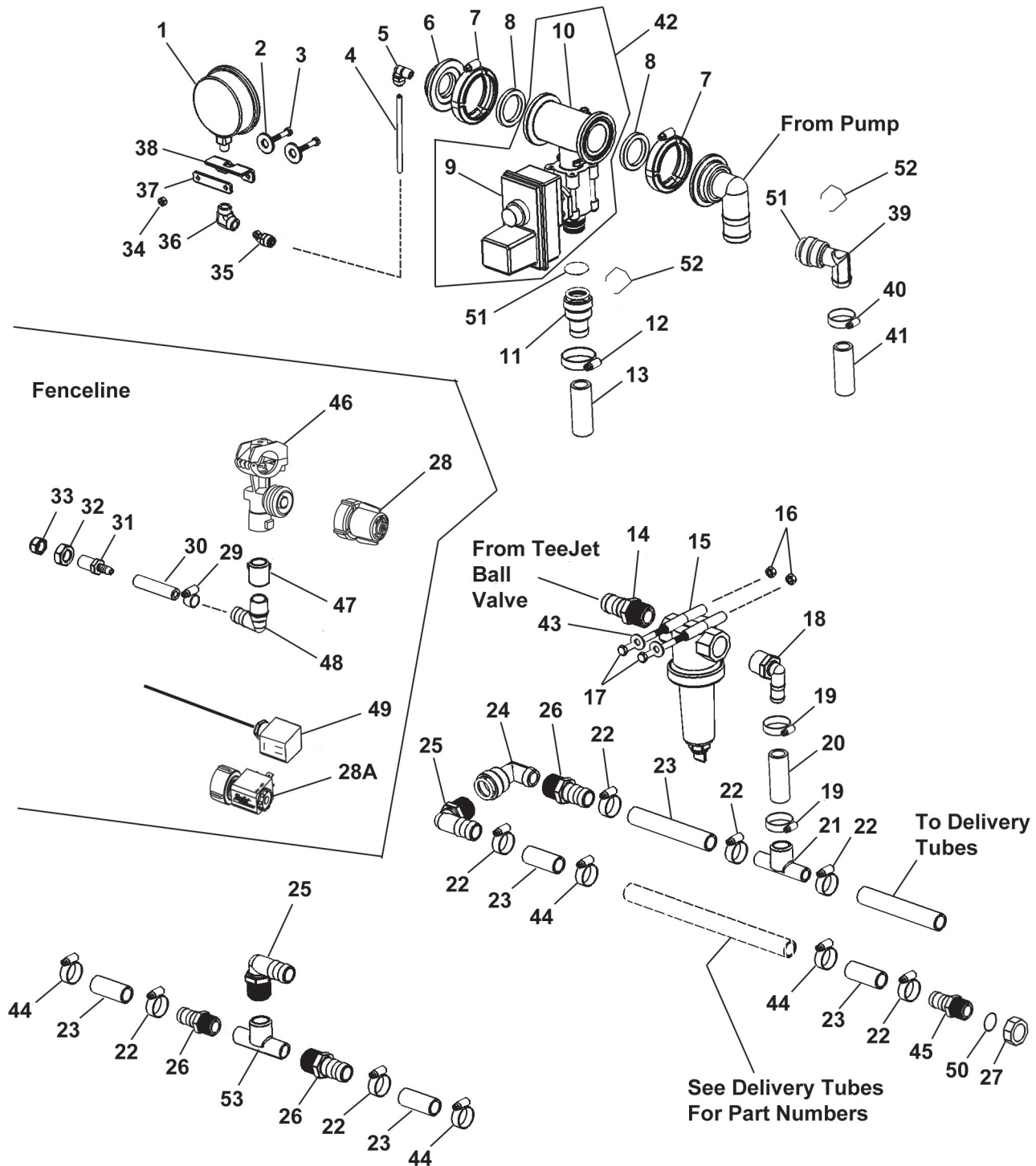
Item	Vendor Part #	Fast Part #	Description	Qty.	60 Ft.	80-90 Ft.	100 Ft.
1	M300BRB90	530114	3" Flange x 3" HB-90 Deg	1			
2	TC-343	540009	Clamp 3" T-Bolt Hose 3.43 MM	2			
3	12012810	510004	Hose 3" Fertilizer	1			
4	M300BRR	530113	3" Flange x 3" Hose Barb	1			
5	300G	530024	3" EPDM Gasket	3			
6	FC300	540003	Clamp 3" Worm Screw	3			
7	M300FP	500012	Valve 3" FPT x 3" Port Poly	1			
8	79-12	530179	Cable Lanyard	1			
9	M300CPG45	530234	3" Manifold CPIG x 45 Deg	1			
10	M300A	530233	Adapter, 3" Male x 3" Male THD	1			
11	300CAP	530023	3" Cap	1			

agitation & Rinse Control



Item	Vendor Part #	Fast Part #	Description	Qty.	60 Ft.	80-90 Ft.	100 Ft.
1	M200PLG	530093	Manifold Plug 2"	1			
2	150G	530014	Gasket	3			
3	FC200	540001	Manifold Clamp	3			
4	M200100TEE	530075	Manifold Tee 2 X 1"	2			
5	M200150BRB	530079	Manifold Hose Barb 1-1/2"	1			
6	64024H	540016	Clamp Hose 1-1/2"	2			
7	1-1/2 EDPM	510014	Hose Spray 1-1/2 Goodyear	4'			
8	FC100	540000	Manifold Clamp 1"	4			
9	M100G	530068	Gasket 1"	4			
10	MV100CF	500005	Manifold Valve 1"	2			
11	M100075BRB90	530060	Manifold Elbow 1" X 3/4" HB To Rinse Balls	1			
12	M100BRB90	530061	Manifold Elbow 1" HB To Agitation	1			
13	PL344BR-24-CEC	500001	Valve Ball Electric Agitation (Optional)	2			
14		90SAEASA	Control Harness Electric Agitation	1			
15		560021	Fuse 15 Amp	1			
16		560043	Switch	1			

Boom Plumbing

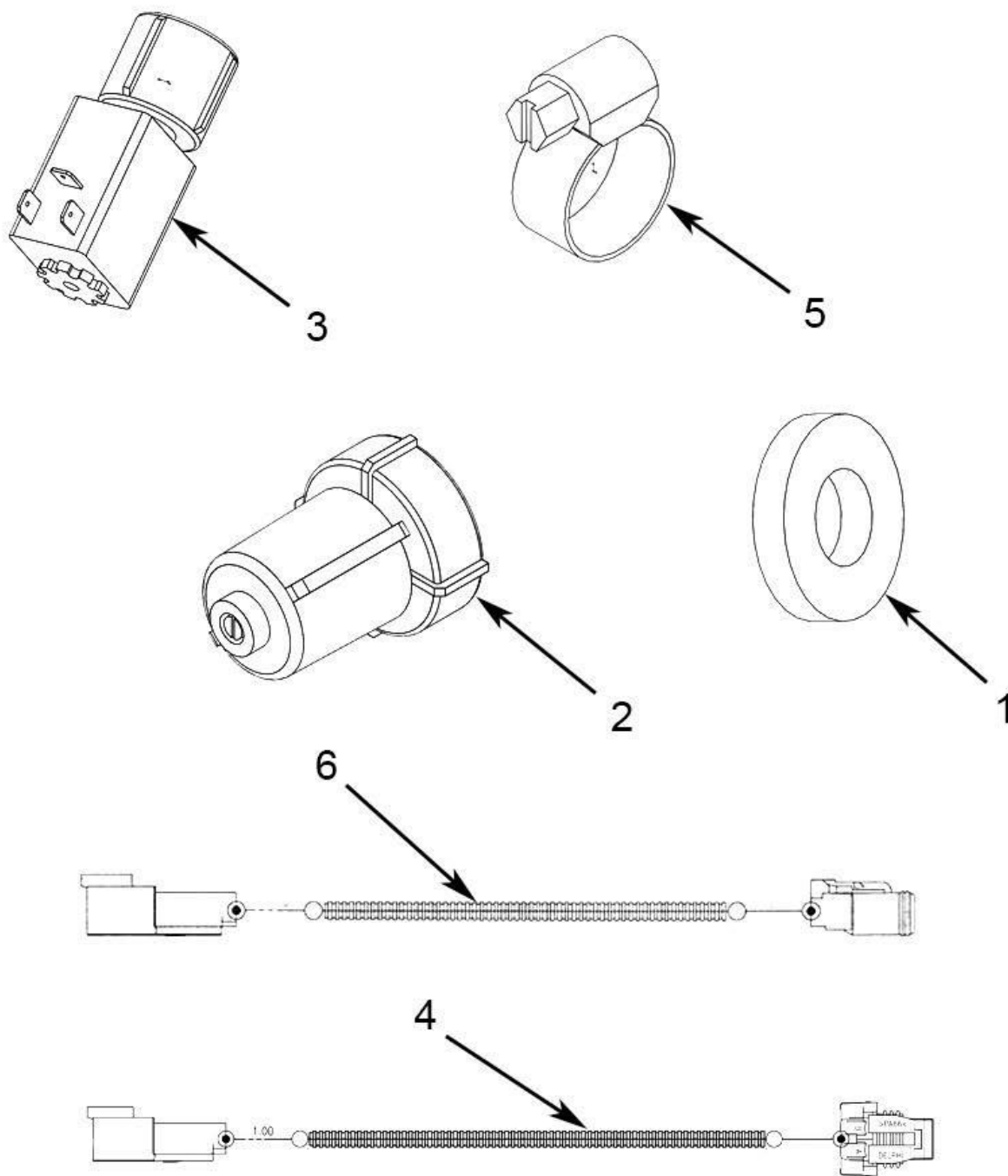


9500 Series Sprayers



Item	Vendor Part #	Fast Part #	Description	Qty.
1	4154-GXX-160	790020	Pressure Gauge 0-160 psi	1
2		256	Washer Flat 1/4" Zp	2
3		103	Bolt HH 1/4 X 1-1/2 GR5 Zp	2
4	2T20-003	510023	Tubing Poly 1/4" OD	AR
5	44103211	530004	Q-Lock Connector Elbow 1/4" MPT x 1/4" Hose	1
6	M200PLG025	530094	Manifold Plug 2" X 1/4" Port	1
7	FC200	540001	Manifold Clamp 2" Std	AR
8	150G	530014	Manifold Gasket 2"	AR
9		500027	VALVE 450BEC MANIFOLD (NARROW) (NON-FLOWBACK)	AR
9	50516-6	500029	VALVE 450BEC MANIFOLD (WIDE) (FLOWBACK)	AR
10	56609-2-F		Valve Sub-Assembly	AR
11	45529-1"	530190	Quick Connector Sub/Asb	AR
12	64016H	540014	Hose Clamp 1"	AR
13	1BH200	510016	Hose Spray EDPM 1" ID	AR
14	HB100	530041	Hose Barb 1" MPT X 1" HB	AR
15	LST100-50	530057	Strainer Line 50 Mesh Screen	AR
16		236	Nut HH 5/16" CL Zp	AR
17		120	Bolt HH 5/16 X 3-1/2 GR5 Zp	AR
18	HB100-90	530044	Hose Barb Elbow 1" MPT X 1" Hose	AR
19	64016H	540014	Hose Clamp 1"	AR
20	1BH100	510016	Hose Spray EDPM 1" ID	AR
21	HB100	530056	Hose Barb 1" x 1" Tee	AR
22	64016H	540014	Hose Clamp 1"	AR
23	1BH200	510016	Hose Spray EDPM 1" ID	AR
24	EL100-90	530310	Elbow 1" FPT	AR
25	HB100-90	530044	Hose Barb Elbow 1" MPT X 1" Hose	AR
26	HB100	530041	Hose Barb 1" MPT X 1" HB	AR
27	V13N34	530245	Cap 1" FPT	AR
28	58140	520037	Fenceline Nozzle Body, Manually Controlled	AR
28A	55280-1	520038	Fenceline Nozzle Body, Electrically Controlled	AR
29	345-005	540032	Hose Clamp 3/8"	2
30	3/8BH200	510020	Hose Spray EDPM 3/8"	AR
31	1338D	530306	Fenceline Nozzle Body	2
32	3B12		Nozzle Body Nut	2
33	CP8027-NYB	520019	Nozzle Tip Nut	2
34		227	Nut HH 1/4" Nylock ZP	2
35	44103206	530001	Q-LOCK Connector 1/4" MPT x 1/4" Hose	1
36	5504-04-04-SS	610006	Elbow 1/4" NPT Stainless Steel	1
37		11758	Gauge Bracket	1
38		11786	Gauge Strap	1
39	45529-90-1	530190	Elbow 3/4" Return To Tank	1
40	64012H	540013	Clamp 3/4"	1
41	BS-3/4 BH200	510019	Hose 3/4"	1
42		520027	VALVE 450BEC MANIFOLD (NARROW) (NON-FLOWBACK) (Items 9 & 10)	AR
42	54608-15-450BEC3	500029	VALVE 450BEC MANIFOLD (WIDE) (FLOWBACK) (Items 9 & 10)	AR
43		257	5/16" Washer	AR
44	TC-130	540037	T-Bolt Clamp	AR
45	D34100	530225	Hose Barb	AR
46	QJ17560A-25M	520030	Body Single	AR
47	Q54676-1/4-NYR	530248	Adapter	AR
48	3EL14628	530209	1/4 x 3/8" Barb 90°	AR
49	58480-2	520038	Cable Chem Saver Electric Option	AR
50	W806V	530227	Cap Gasket	AR
51	CP7717-3-912-VI	530198	O-Ring	AR
52	CP37166-1-302SS	530193	Retaining Clip	AR
53	BJTEE100FP	530147	Tee 1" NPT	AR

Fence Row Option





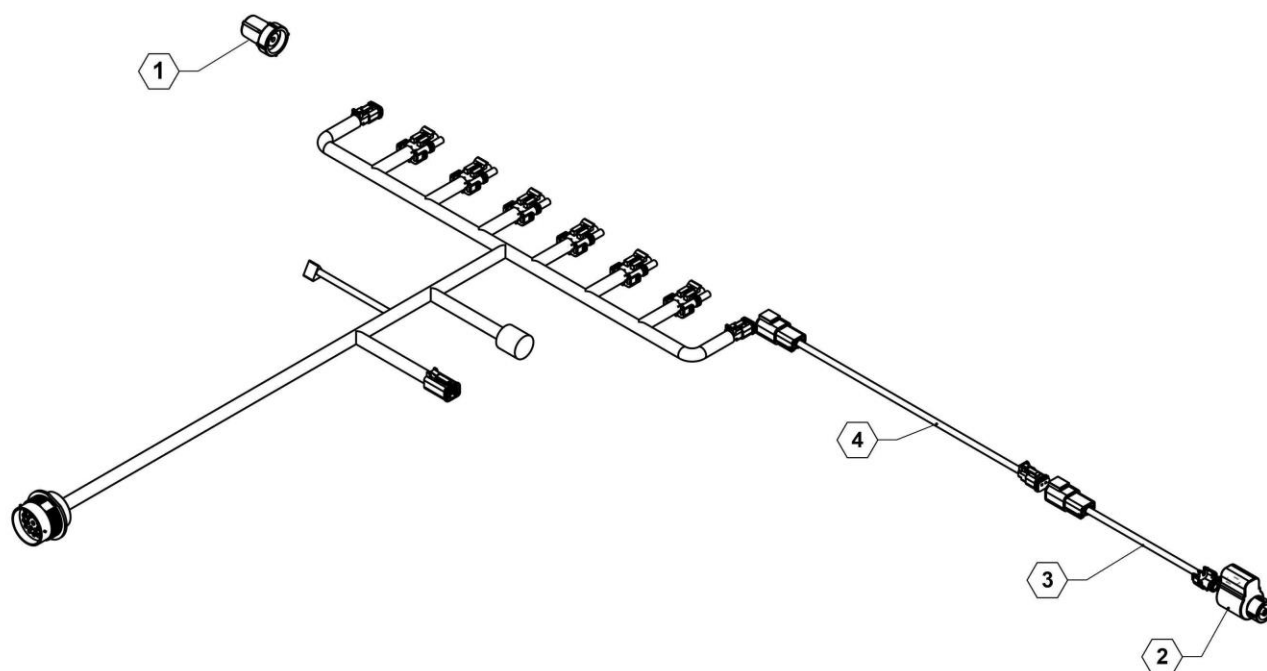
9500 Series Sprayers

Fence Row Option

ITEM	PART NO.	QTY.	DESCRIPTION
1	520016	2	NOZZLE SEAT WASHER, RUBBER
2	520037	2	NOZZLE MANUAL CHEM SAVER
3	520038	2	NOZZLE ELECTRIC CHEM SAVER
4	632044	2	CABLE ADAPTER 2P DT TO 2P 6"
5	540032	4	CLAMP, HOSE 5/16"
6	632054	2	55' FENCE ROW CABLE

Single Fence Line, Display Control

NOTE:
1. FOR USE WITH RAVEN RCM AND JD RC2000





9500 Series Sprayers

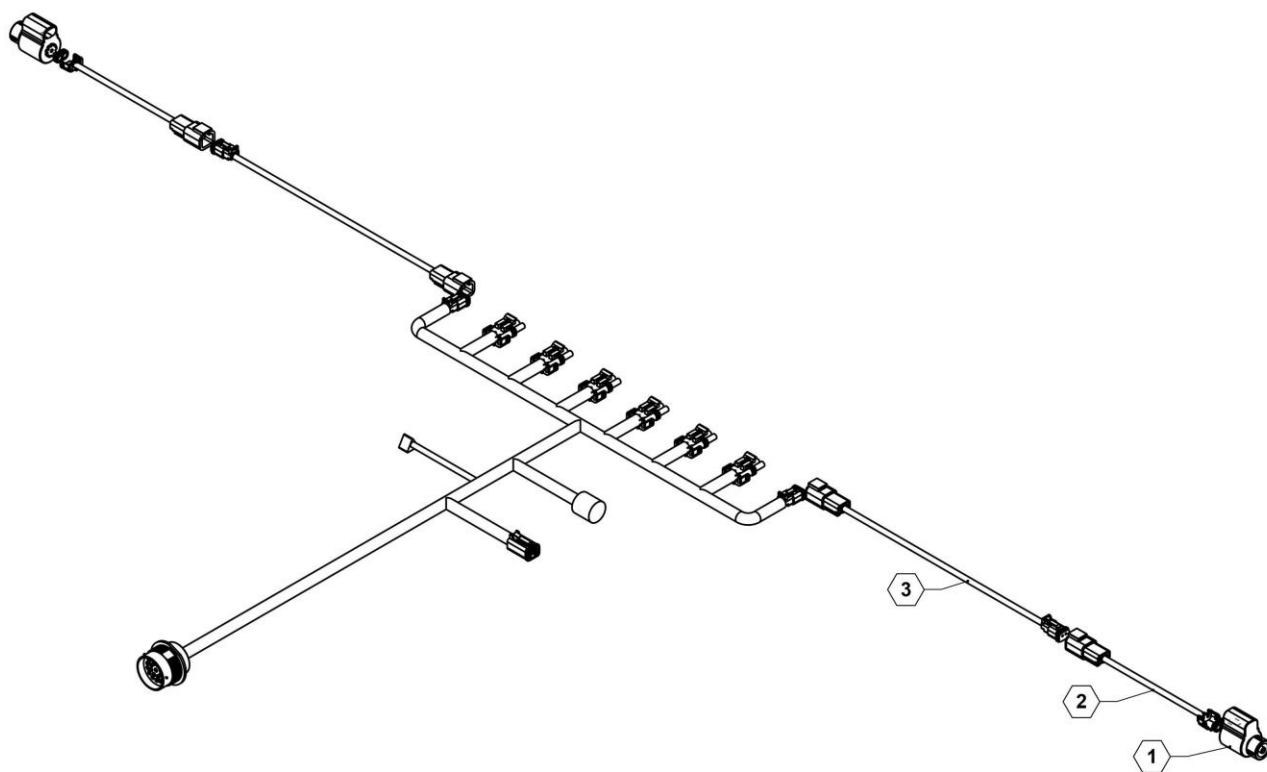
Single Fence Line, Display Control

ITEM	PART NO.	QTY.	DESCRIPTION
1	520037	1	VALVE, MANUAL CHEMSAVER
2	520038	1	VALVE, ELECTRIC CHEMSAVER
3	632044	1	FENCEROW ADAPTER CABLE, 6"
4	632054	1	FENCEROW CABLE, 55'

Dual Fence Line, Display Control

NOTE:

1. FOR USE WITH RAVEN RCM AND JD RC2000





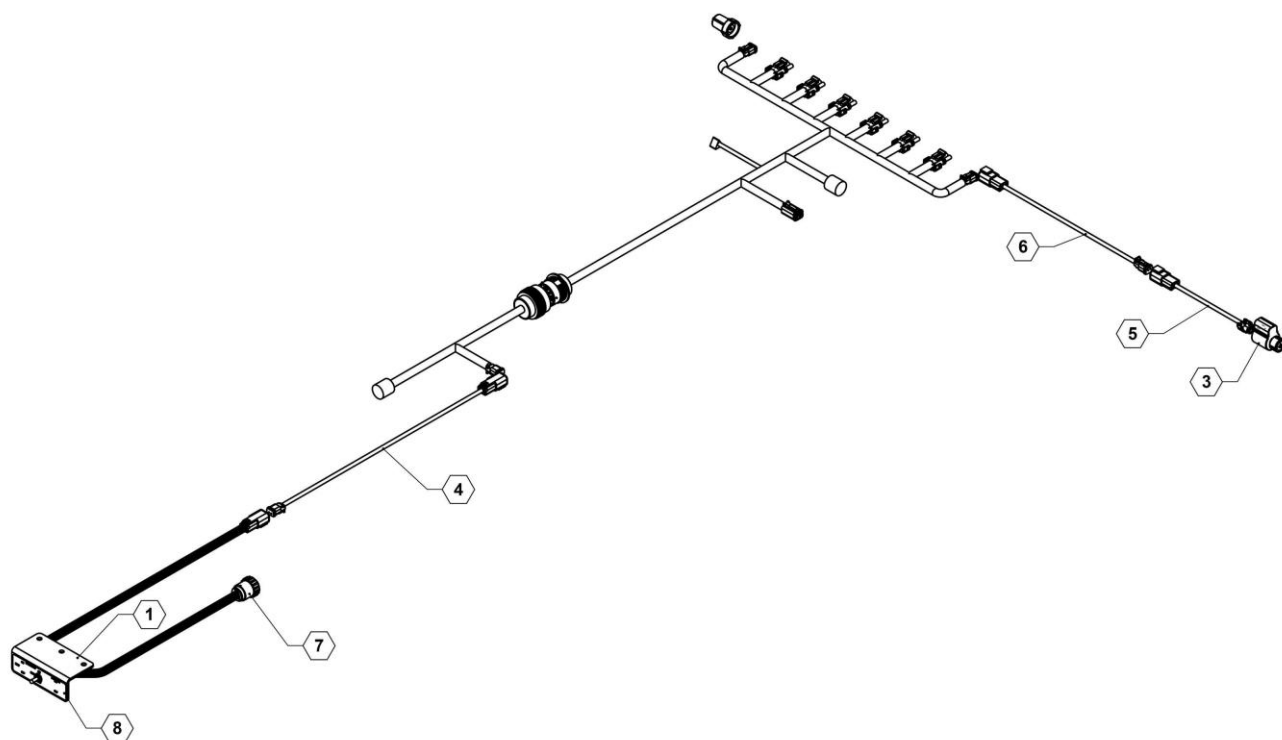
9500 Series Sprayers

Dual Fence Line, Display Control

ITEM	PART NO.	QTY.	DESCRIPTION
1	520038	2	VALVE, ELECTRIC CHEMSAVER
2	632044	2	FENCEROW ADAPTER CABLE, 6"
3	632054	2	FENCEROW CABLE, 55'

Single Fence Line, Toggle Switch Control

NOTE:
1. FOR USE WITH RAVEN 450, JD GREENSTAR & OTHER 16 & 37 PIN CABLING CONTROLLERS





9500 Series Sprayers

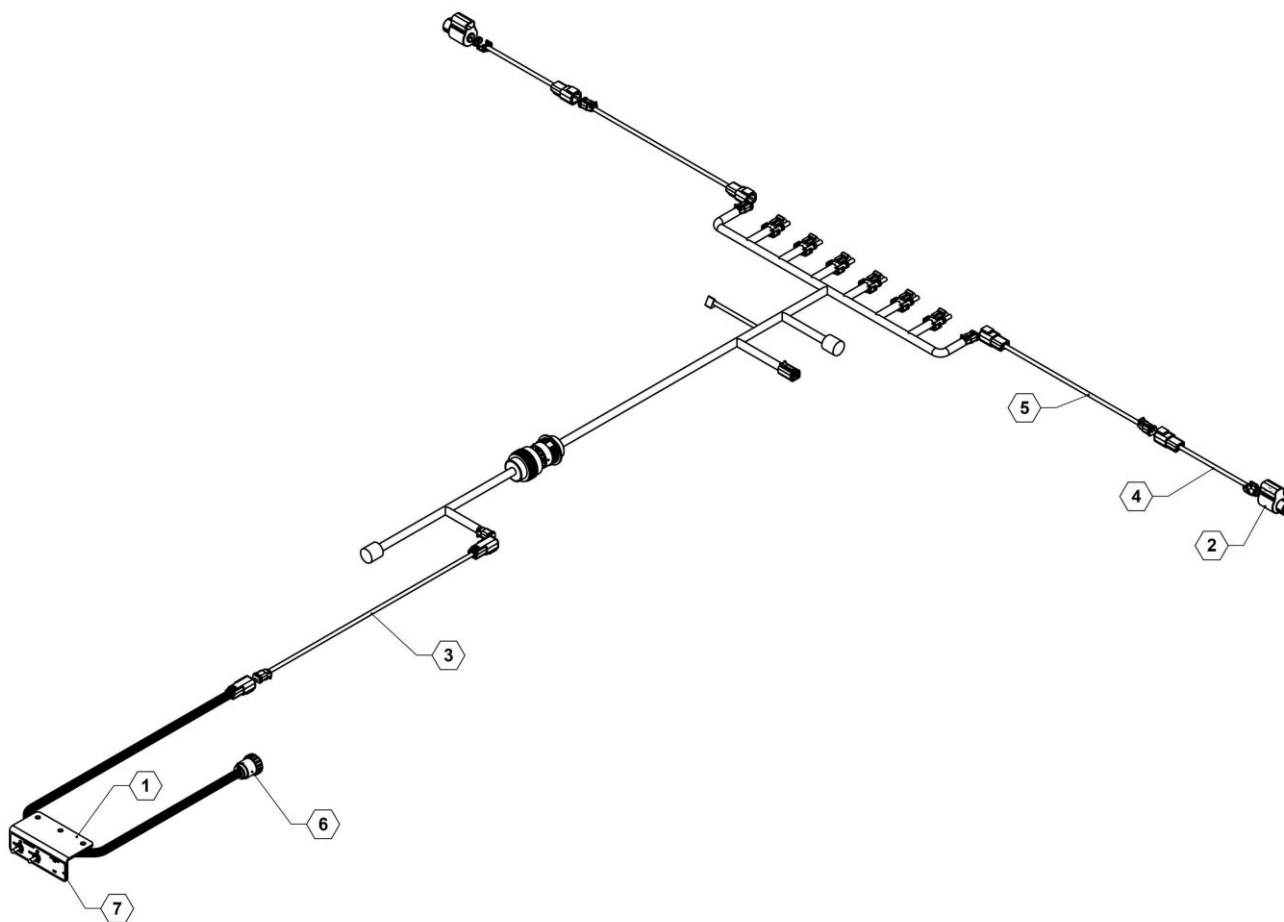
Single Fence Line, Toggle Switch Control

ITEM	PART NO.	QTY.	DESCRIPTION
1	18437	1	PLATE, MOUNT
2	520037	1	VALVE, MANUAL CHEMSAVER
3	520038	1	VALVE, ELECTRIC CHEMSAVER
4	632042	1	2 PIN DT 40' CABLE EXTENSION
5	632044	1	FENCEROW ADAPTER CABLE, 6"
6	632054	1	FENCEROW CABLE, 55'
7	632089	1	CABLE, SINGLE ELECTRIC FENCELINE NOZZLE
8	800261	1	DECAL, FENCELINE & AGITATION

Dual Fence Line, Toggle Switch Control

NOTE:

1. FOR USE WITH RAVEN 450, JD GREENSTAR & OTHER 16 & 37 PIN CABLING CONTROLLERS



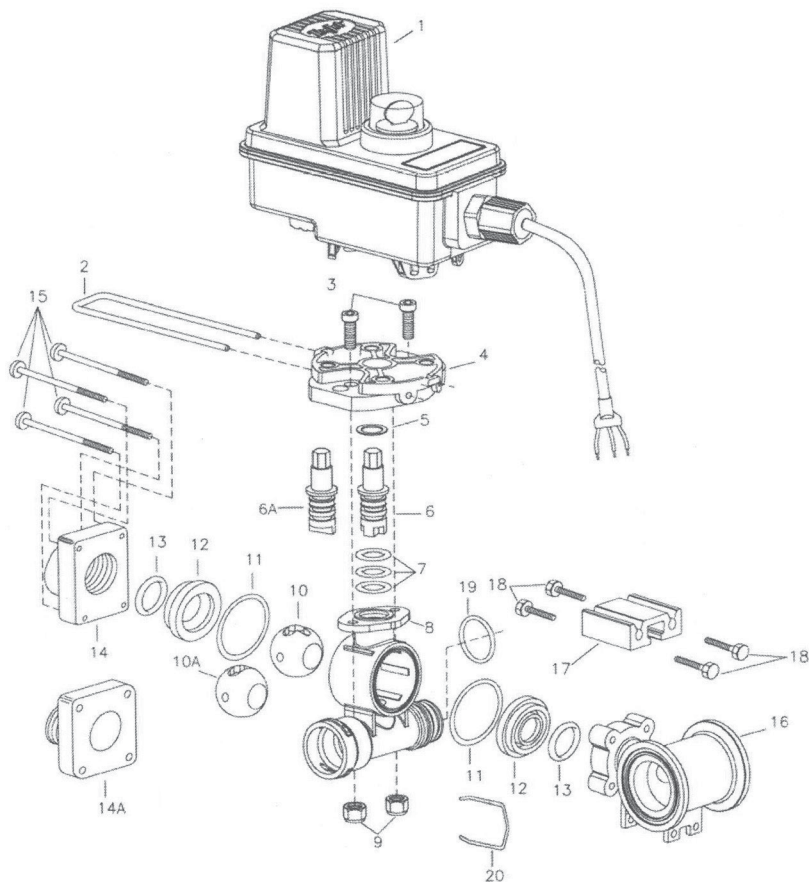


9500 Series Sprayers

Dual Fence Line, Toggle Switch Control

ITEM	PART NO.	QTY.	DESCRIPTION
1	18437	1	PLATE, MOUNT
2	520038	2	VALVE, ELECTRIC CHEMSAVER
3	632042	1	2 PIN DT 40' CABLE EXTENSION
4	632044	2	FENCEROW ADAPTER CABLE, 6"
5	632054	2	FENCEROW CABLE, 55'
6	632088	1	CABLE, DUAL ELETRIC FENCELINE NOZZLES
7	800261	1	DECAL, FENCELINE & AGITATION

PlumBING Valves



ITEM	PART NO.	DESCRIPTION
1	50515-22CP05*	BEC MOTOR, 22-RPM (0.7-SEC), 0.5-METER CABLE, POSITIVELY SWITCHED
1C		
2	CP50517-SSPY	RETAINING CLIP, 304 STAINLESS STEEL
3	CP26197-7/8-SS	SOCKET HEAD CAP SCREW, 1/4"-20 X 7/8", STAINLESS STEEL (2 REQ'D)
4	CP50514-PP	MOTOR ADAPTER, POLYPROPYLENE (BLACK)
5	CP20125-TEF	THRUST WASHER, TEFLON
6	CP56613-SS	STEM, 303 STAINLESS STEEL (FOR POLYPROPYLENE BALL)
7	CP7717-M12X2.5-VI	O-RING, VITON (3 REQ'D)
8	CP55223-NYB	FLOW BACK BODY, NYLON (BLACK)
9	CP38435-1/4-SSNY	ELASTIC LOCKNUT, 1/4"-20, STAINLESS STEEL (2 REQ'D)
10	CP20106-2-PP	FLOW BACK BALL, POLYPROPYLENE (WHITE)
10A	CP19926-2-SS	FLOW BACK BALL, 303 STAINLESS STEEL
11	CP20564-VI	GASKET, VITON (2 REQ'D)
12	CP20103-TEF	SEAL, TEFLON (2 REQ'D)
13	CP7717-2-213-VI	O-RING, VITON (2 REQ'D)
14A	CP45514-NYB	END CAP, NYLON (BLACK) (QUICK CONNECT)
15	CP45252-2-3/4-SSPV	SCREW, 1/4"-12 X 2-3/4" PAN HEAD, STAINLESS STEEL (4 REQ'D)
16	CP55224-PP	#75 NARROW TEE BODY, POLYPROPYLENE (BLACK)
17	CP45216-AL	MOUNTING RAIL, ALUMINUM
18	CP45259-SS	SCREW, M6 X 1 X 16MM HEX, STAINLESS STEEL (4 REQ'D)
19	CP7717-3-912-VI	O-RING, VITON
20	CP37166-1-302SS	QUICK CONNECT RETAINING CLIP, 302 STAINLESS STEEL
	56609-3FB	VALVE BODY SUB-ASSY, SPECIFY OUTLET SIZE & BALL MATERIAL (INCLUDES ITEMS 3-19)

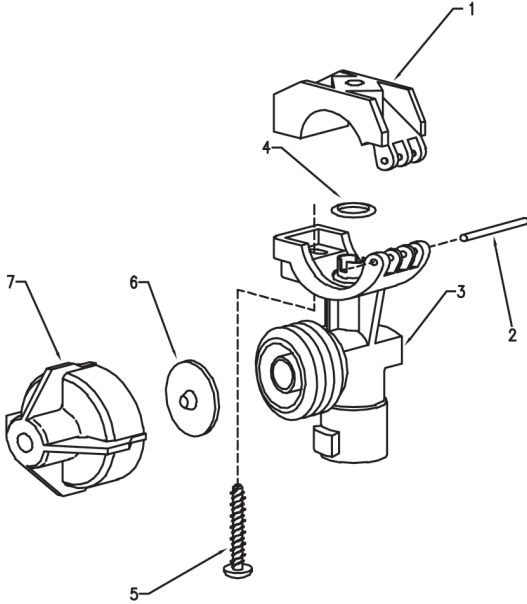
AB344AE-KIT, SPARE PARTS KIT (INCLUDES ALL ITEMS MARKED WITH *)

NOTE: (B) IN PART NUMBER INDICATES B.S.P.T INLET AND OUTLET CONNECTIONS
 NOTE: FOR NEGATIVELY SWITCHED MOTORS SPECIFY "N" RATHER THAN "P" IN MOTOR PART NUMBER
 EXAMPLE: 50515-22CN05
 NOTE: FOR QUICK CONNECT FITTING PART NUMBERS SEE PARTS LIST PL45529

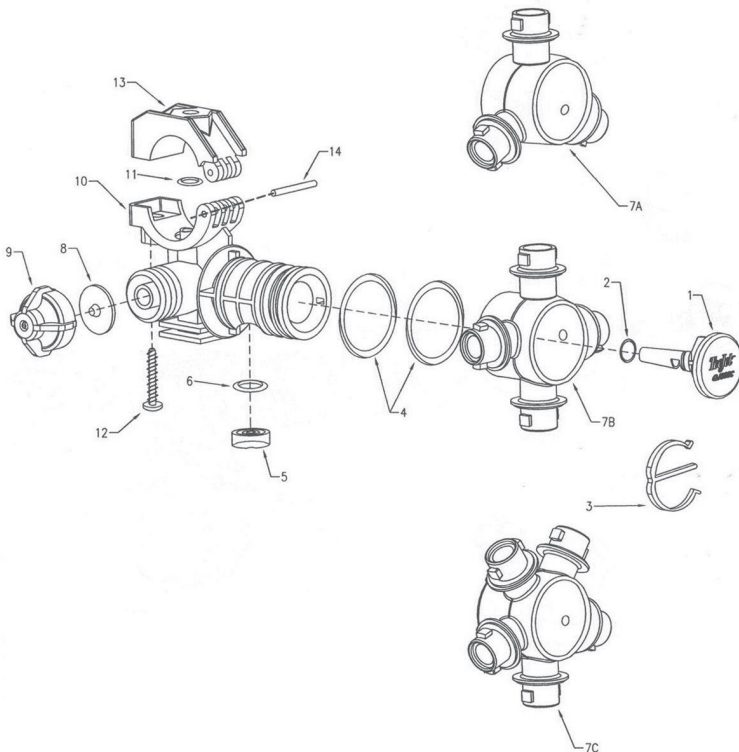
TEFLON® IS A TRADEMARK OF DUPONT COMPANY
 VITON® IS A TRADEMARK OF DUPONT DOW ELASTOMERS

DESCRIPTION: 450BEC-FB DIRECTVALVE® ELECTRIC SHUT-OFF FLOW BACK BALL VALVE MANIFOLD PRODUCT COVERED BY US PATENT #6189807	Spraying Systems Co.® Spray Nozzles and Accessories P.O. Box 7900 - Wheaton, IL 60189-7900	Rev. No.	PARTS LIST PL450BEC-FB
		Ref.	SHEET OF

Nozzle Bodies



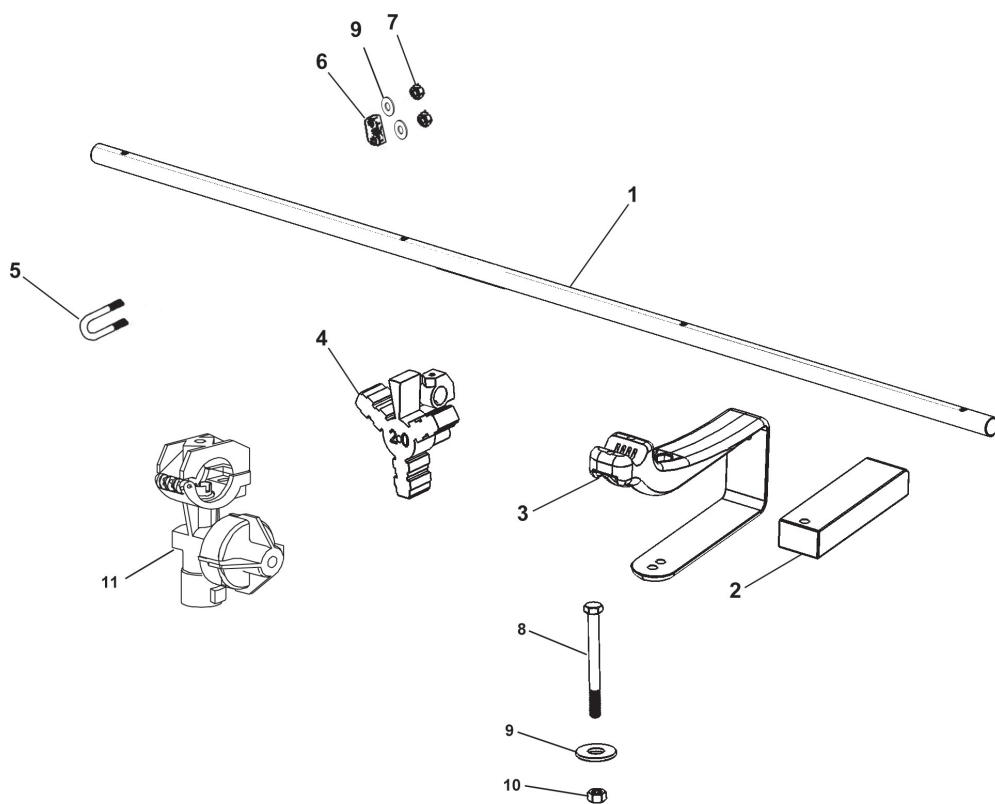
ITEM	PART NO.	DESCRIPTION
1	CP48224-NYB	Upper Clamp, 25mm, Nylon (Black)
	CP48256-SS	Pivot Pin, Stainless Steel
3	CP48498-NYB	Body, 3/4", Nylon (Black) (for 3/4" and 25mm versions)
4	CP7717-2/110-BU	O-Ring, Buna-N
	CP7717-2/110-VI	O-Ring, Viton (Optional)
5	CP48255-1 1/4-302SS	Screw, Stainless Steel
6	CP21953-EPR	Diaphragm, EPDM
	CP21953-VI	Diaphragm, Viton (Optional)
7	21950-10-NYB	End Cap Sub-Ass'y, Nylon (Black)
No. QJ17560A-25mm-NYB(-VI) - Hinged Nozzle Body Assembly		



ITEM	PART NO.	DESCRIPTION
1	CP38930-8-NYB	Plug, Nylon (Black)
2	CP7717-2-13-EPR	O-Ring, EPDM
3	CP7717-2-13-VI	O-Ring, Viton (Optional)
4	CP38931-NYB	E-Clip, Nylon (Black)
5	CP7717-M28x3-EPRTFE	O-Ring, EPR-Teflon Filled (2 Req'd.)
6	CP7717-M28x3-VITFE	O-Ring, Viton-Teflon Filled (2 Req'd.) (Optional)
7A	CP56726-VITFE	Seal, Viton-Teflon Filled
7B	CP7717-2-111-VI	O-Ring, Viton
7C	CP38921-2-NYB	Turret, Nylon (Black) (3 Outlet)
8	CP38922-2-NYB	Turret, Nylon (Black) (4 Outlet)
9	CP38923-2-NYB	Turret, Nylon (Black) (5 Outlet)
10	CP21953-EPR	Diaphragm, EPDM
11	CP21953-VI	Diaphragm, Viton (Optional)
12	21950-10-NYB	End Cap Sub-assembly, Nylon (Black)
13	CP38925-2-NYB	3/4" & 25mm Body, Nylon (Black)
14	CP7717-2-110-BU	O-Ring, Buna-N
	CP7717-2-110-VI	O-Ring, Viton (Optional)
	CP48255-1-1/4-302SS	Screw, Stainless Steel
	CP48224-NYB	25mm Upper Clamp, Nylon (Black)
	CP48256-SS	Pivot Pin, Stainless Steel
No. QJ36_C-25MM-NYB(-VI) - 25mm Wet Boom Nozzle Body*		
*Notes: Specify Either 3, 4, or 5 in Part Number For Number of Outlets Desired, -VI in Part Number Specifies Viton O-Ring Option		

DESCRIPTION:		Spraying Systems Co. Spray Nozzles and Accessories P.O. Box 7900 - Wheaton, IL 60189-7900
QJ360C WET BOOM DIAPHRAGM CHECK VALVE QUICK TEEJET® HINGED NOZZLE BODY ASSEMBLY		
Rev. No. 1	PARTS LIST	PL QJ360C-WB SHEET OF
Ref.		

delivery tubes

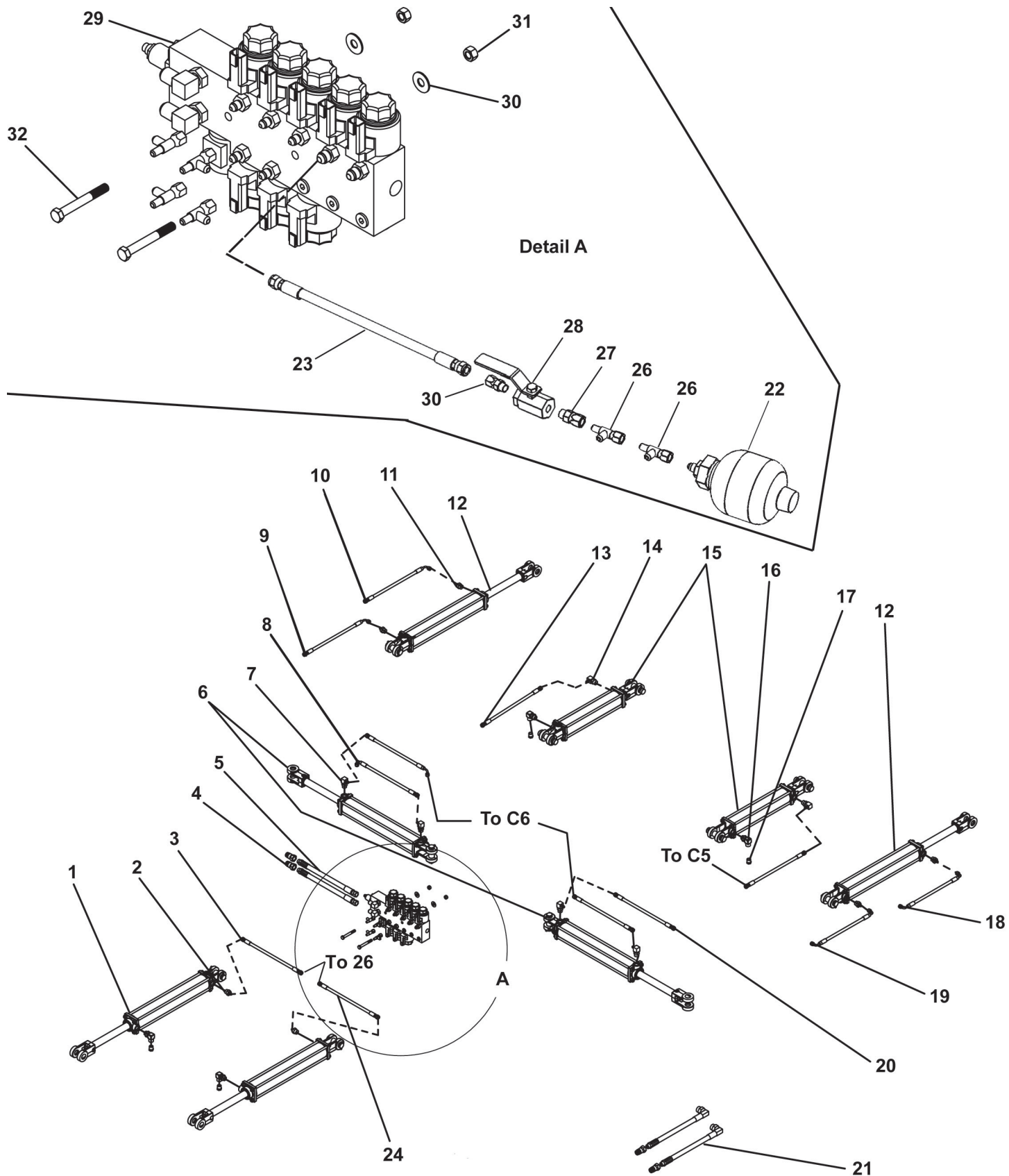


9500 Series Sprayers



Item	Vendor Part #	Fast Part #	Description	Qty.
1		14301	Tube, 6 Port 15 Inch Spacing + Fenceline Valve	AR
		14302	Tube, 2 Port 15 Inch Spacing	AR
		14303	Tube, 3 Port 15 Inch Spacing	AR
		14304	Tube, 4 Port 15 Inch Spacing	AR
		14305	Tube, 5 Port 15 Inch Spacing	AR
		14306	Tube, 6 Port 15 Inch Spacing	AR
		14307	Tube, 7 Port 15 Inch Spacing	AR
		14308	Tube, 8 Port 15 Inch Spacing	AR
		14310	Tube, 10 Port 15 Inch Spacing	AR
		14311	Tube, 7 Port 20 Inch Spacing + Fenceline Valve	AR
		14312	Tube, 2 Port 20 Inch Spacing	AR
		14313	Tube, 3 Port 20 Inch Spacing	AR
		14314	Tube, 4 Port 20 Inch Spacing	AR
		14315	Tube, 5 Port 20 Inch Spacing	AR
		14316	Tube, 6 Port 20 Inch Spacing	AR
		14317	Tube, 7 Port 20 Inch Spacing	AR
		14318	Tube, 8 Port 20 Inch Spacing	AR
		14319	Tube, 9 Port 20 Inch Spacing	AR
		14320	Tube, 5 Port 20 Inch Spacing + Fenceline Valve	AR
		14321	Tube, 6 Port 20 Inch Spacing + Fenceline Valve	AR
		14322	Tube, 2 Port 22 Inch Spacing	AR
		14323	Tube, 3 Port 22 Inch Spacing	AR
		14324	Tube, 4 Port 22 Inch Spacing	AR
		14325	Tube, 5 Port 22 Inch Spacing	AR
		14326	Tube, 6 Port 22 Inch Spacing	AR
		14327	Tube, 7 Port 22 Inch Spacing	AR
		14330	Tube, 5 Port 22 Inch Spacing + Fenceline Valve	AR
		14333	Tube Assembly, 3 Port 15 Inch Spacing, Inc Nozzles	AR
		14334	Tube Assembly, 4 Port 15 Inch Spacing, Inc Nozzles	AR
		14335	Tube Assembly, 5 Port 15 Inch Spacing, Inc Nozzles	AR
		14336	Tube Assembly, 6 Port 15 Inch Spacing, Inc Nozzles	AR
		14337	Tube Assembly, 7 Port 15 Inch Spacing, Inc Nozzles	AR
		14338	Tube Assembly, 8 Port 15 Inch Spacing, Inc Nozzles	AR
		14339	Tube Assembly, 9 Port 15 Inch Spacing, Inc Nozzles	AR
		14340	Tube Assembly, 10 Port 15 Inch Spacing, Inc Nozzles	AR
2	AR-14085	590054	Spacer, Wet Boom	AR
3	AR-14083	540040	Clamp, Wet Boom	AR
4	QJ363C-25MM-NYB	520039	Nozzle	AR
5	ZM1473140	590048	U-Bolt Stainless Steel	AR
6		540029	Tube Clamp Base	AR
7		655	Nut HH	AR
8	YC XL 5750-PS	590078	Bolt HH 1/4 x 4-1/2 GR5 Stainless Steel	AR
9		685	Washer 1/4" Stainless Steel	AR
10		655	Nut 1/4" Nylock Stainless Steel	AR
11	QJ17560A-25MM	520030	Nozzle Body Single Wet Boom	AR

Hydraulic System



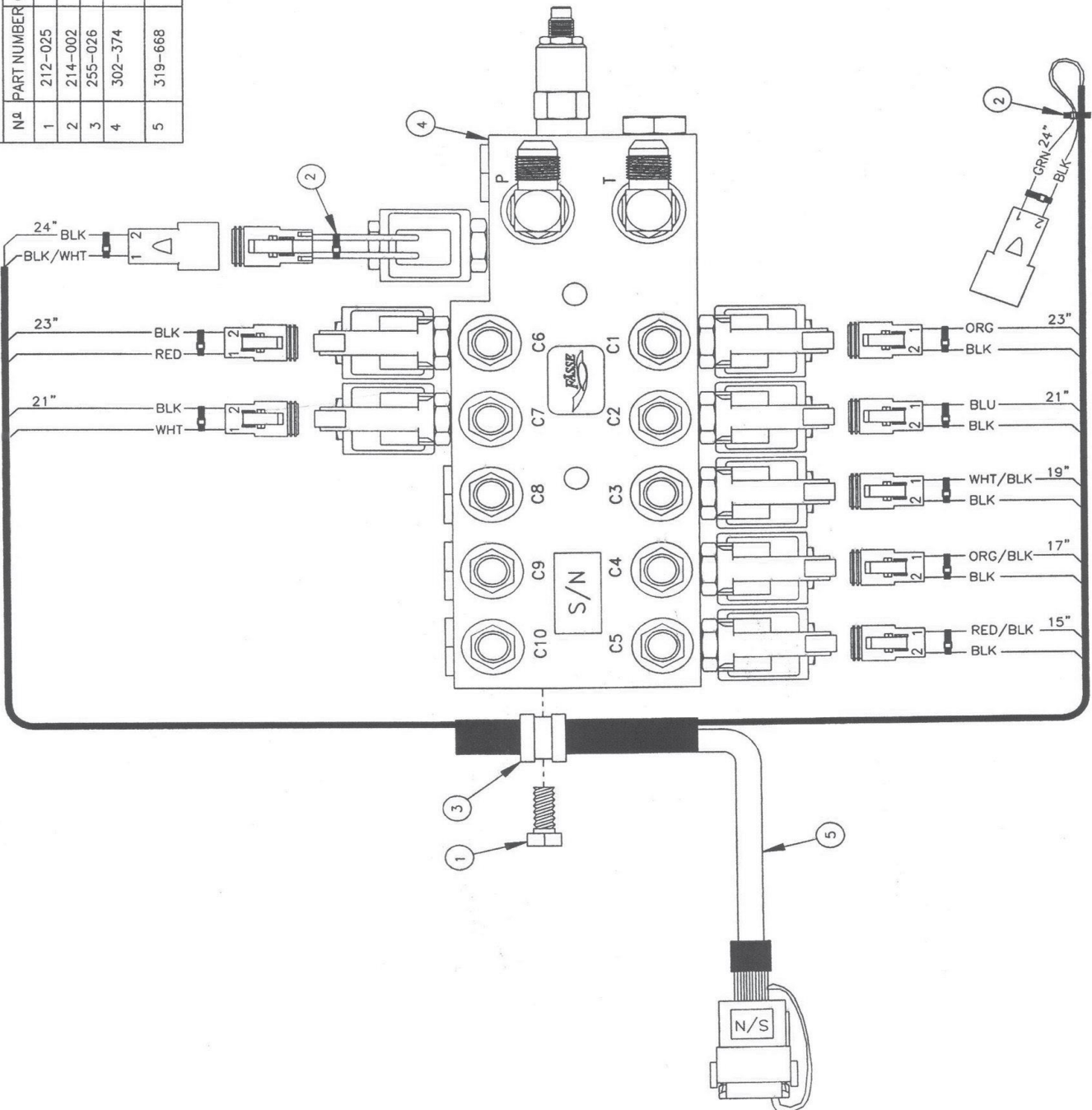
9500 Series Sprayers



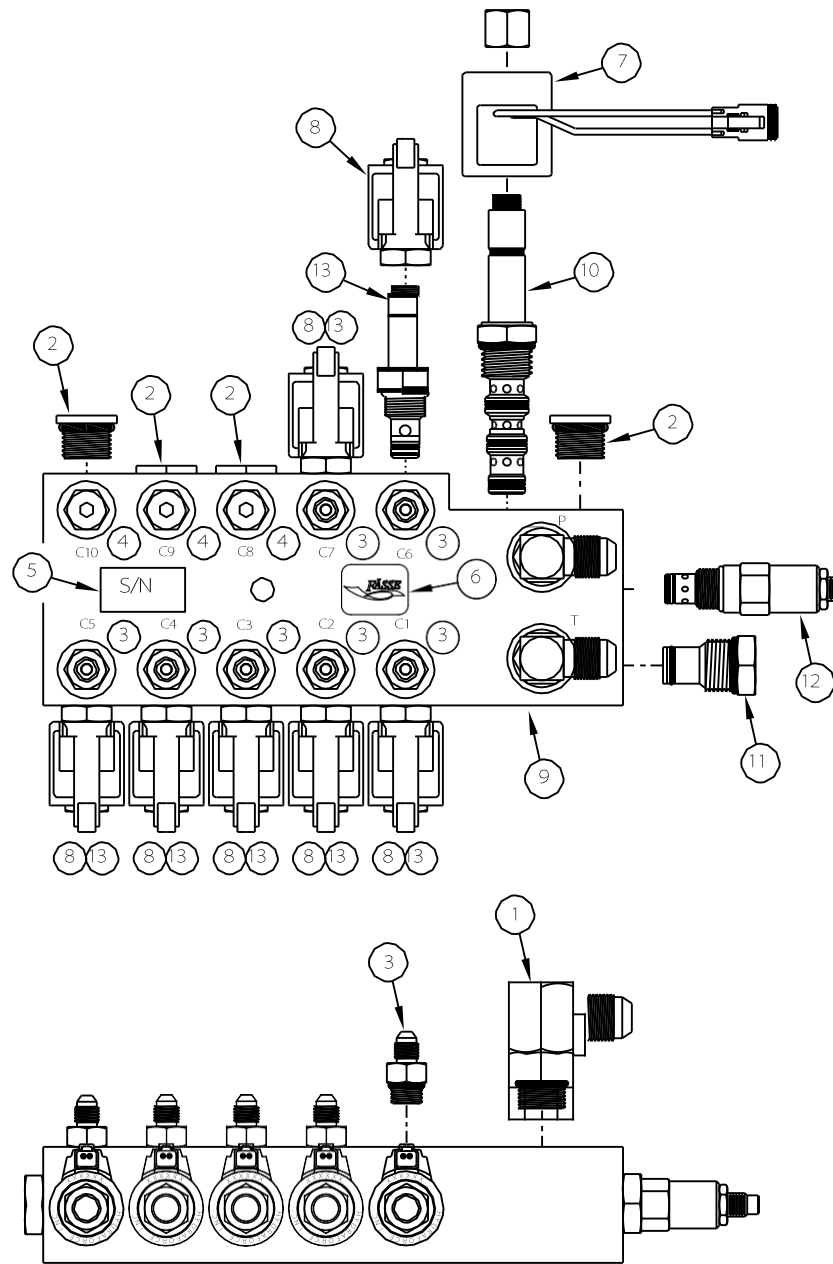
Item	Vendor Part #	Fast Part #	Description	Qty.	60 Ft.	80, 90 & 100 Ft Boom
1	648124	620019	20TD16-150 SA Push	2		
2	6400-4-8-047	610038	8ORB x 4JIX Restricted Adapter	2		
3	FDM4R17-4FJX	600008	Hose 4JIC Straight	1		
4	2-NV12-12SAE-M	530182	Hydraulic TIP x 8ORB	4		
5	FDM8R17-8FJX-8MBO-288		Hose Hydraulic Block Feed	2		
6	645710	620006	30TD16-150 Double Acting	2		
7	6801-4-8-R.045	610040	8ORB x 4JIX 90° Restricted Adapter	4		
8	FDM4R17-4FJX-4FJX-104		Hose 4JIC Straight	2		
9	FDM4R17-4FJX90M-4FJX-302		Hose 4JIC Straight x 4JIC 90°	1		
10	FDM4R17-4FJX90M-4FJX-302		Hose 4JIC Straight x 4JIC 90°	1		
11	6801-4-8-R.045	610040	8ORB x 4JIX Restricted Adapter	4		
12	645710	620006	30TD16-150 Double Acting	2		
13	FDM6R17-6FJX-156		Hose 6JIC Straight	2		
14	6801-6-8	610030	8ORB x 6JIX Adapter	2		
15	648422	620023	25TD08-112 SA Pull Wing Tilt	2		
15			For Norac/Raven Boom Height Control Systems		Opt.	
15	648402 Opt. Norac/Raven	620022	25TD10-112 SA Pull Wing Tilt		Opt.	
16	6805-6-8	610035	8ORB x 3/8" FPT 90° Adapter	4		
17	BV3	610036	Breather 3/8" MPT	4		
18	FDM4R17-4FJX90M-SAME-302		Hose Hydraulic 4JIC 90° x 4JIC 90°	1		
19	FDM4R17-4FJX90M-4FJX-322		Hose Hydraulic 4JIC 90° x 4JIC 90°	1		
20	FDM4R17-4FJX-4FJX-104		Hose Hydraulic 4JIC Straight	2		
21	FDM8R17-8MBO-10MBX090-204		Hose Hydraulic Pump Feed	2		
22	0531-601-500/100	630002	Accumulator	1		
23	FDM4R17-4FJX-4FJX90M-15		Hose Hydraulic 4JIC Straight	1		
24	FDM4R17-4FJX-4FJX-25.3		Hose Hydraulic 4JIC Straight	1		
25	N/A					
26	6602-4	610028	Run Tee Adapter 4JIC	6		
27	6402-04-04	610018	Adapter Swivel 4JIC x 4ORB	1		
28	MPV-14-SAE	500000	Valve 1/4 Turn Hydraulic	1		
29	700-0805-4103	630008	Hydraulic Block - 5 Station		1	
30	6400-04	610007	4 ORB x 4 JIC	1		
31	237	237	Nut HH 3/8" Nylock Zp Centerlock	2		
32	132	132	Bolt HH 3/8 x 3" GR5 Zp	2		
	Seal Kits					
	648126		648124 20TD16-150 SA Push			
	645752		648422 25TD-08-112 SA Pull			
	645752		648402 25TD10-112 SA Pull			
	639559		645710 30TD16-150 DA			

Hydraulic Control Valve harness - 60-66 ft Boom

PART LIST			
NO	PART NUMBER	QTY	PART DESCRIPTION
1	212-025	1	BOLT 5/16-18 X 0.75
2	214-002	14	CABLE TIE BLACK 7"
3	255-026	1	LOOM CLAMP .5" ID METAL/RUBR
4	302-374	1	MANI ASSY 0805 2DA 3SA CLSD INTG DTR 12V WP6400-4 PT6801-8
5	319-668	1	HRN ASSY 12CON 18GA DTR KEY A 12P(12)-2DTR2P(2)-7DTP2P(2) 33



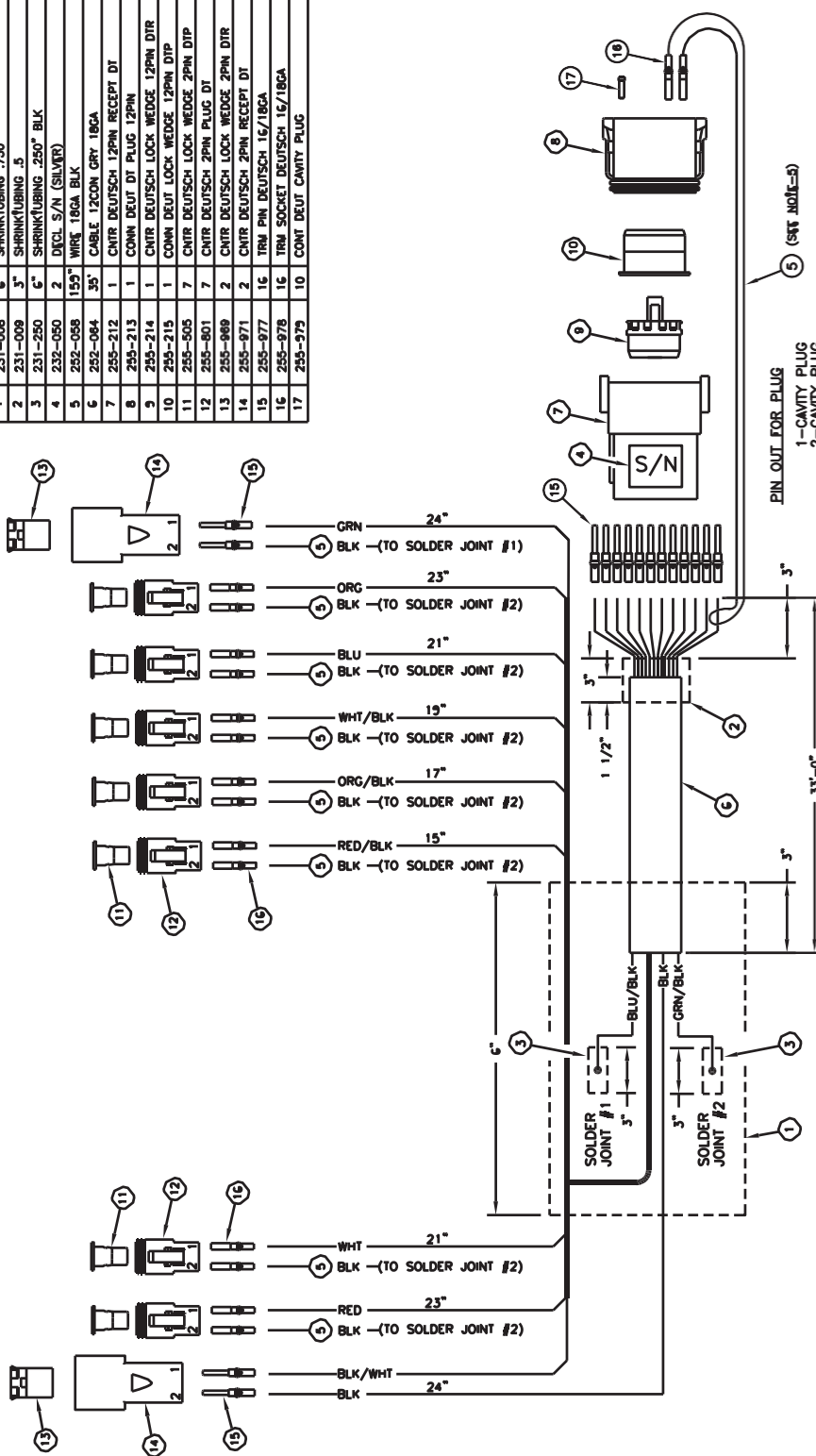
Hydraulic Control Valve - 60-66 ft Boom



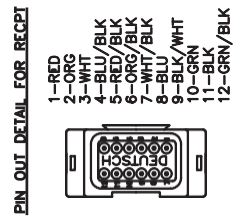
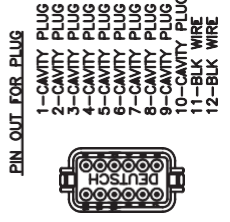
PARTSLIST			
Nº	PART NUMBER	QTY	PARTDESCRIPTION
1	210-017	2	FTG680I-8-8/E-MI-MO
2	210-038	4	FTG6408-HHP-8/HQLHEXPLUGMO
3	210-113	7	FTG6600-4-6/S-MI-MO
4	210-127	3	FTG6408-HHP-6/HQLHEXPLUGMO
5	232-050	2	DECLS/N(SILVER)
6	232-058	1	DECALFASSE BLK/GOLD1" X .75" RND CFR
7	253-037	1	COILHV6359774DT
8	253-046	7	COILHYDAC0312600DL DSTCHRECPT.
9	270-093	1	MANISI4153-4-5CIRALRV
10	273-008	1	CARTS10-40-0-N-00 (SealKit PartNumber 274-001)
11	273-012	1	CARTCP10-20 (SealKit PartNumber 274-019)
12	273-058	1	CARTH/FR10-22A-0-N-NC-35-30 (SealKit PartNumber 274-009)
13	273-077	7	CARTHYDACWS08W-01-C-N-0 (SealKit PartNumber 274-028)

hydraulic Control Valve Wiring harness - 60-66 ft Boom

PARTS LIST			
№	PART NUMBER	QTY	PART DESCRIPTION
1	231-008	6"	SHRINKTUBING .750
2	231-009	3"	SHRINKTUBING .5
3	231-250	6"	SHRINKTUBING .250" BLK
4	232-050	2	DVCL S/N (SILVTR)
5	252-058	155'	WIRG 18GA BLK
6	252-064	35'	CABLE 12CON GRN 18GA
7	255-212	1	CNTR DEUTSCH 12PIN RECEPT DT
8	255-213	1	CNTR DEUTSCH 12PIN RECEPT DT
9	255-214	1	CNTR DEUTSCH LOCK WEDGE 12PIN DIR
10	255-215	1	CNTR DEUTSCH LOCK WEDGE 12PIN DTP
11	255-505	7	CNTR DEUTSCH LOCK WEDGE 2PIN DTP
12	255-801	7	CNTR DEUTSCH 2PIN PLUG DT
13	255-989	2	CNTR DEUTSCH LOCK WEDGE 2PIN DIR
14	255-971	2	CNTR DEUTSCH 2PIN RECEPT DT
15	255-977	16	TRM PIN DEUTSCH 16/18GA
16	255-978	16	TRM SOCKET DEUTSCH 16/18GA
17	255-979	10	CNTR DEUTSCH CAVITY PLUG

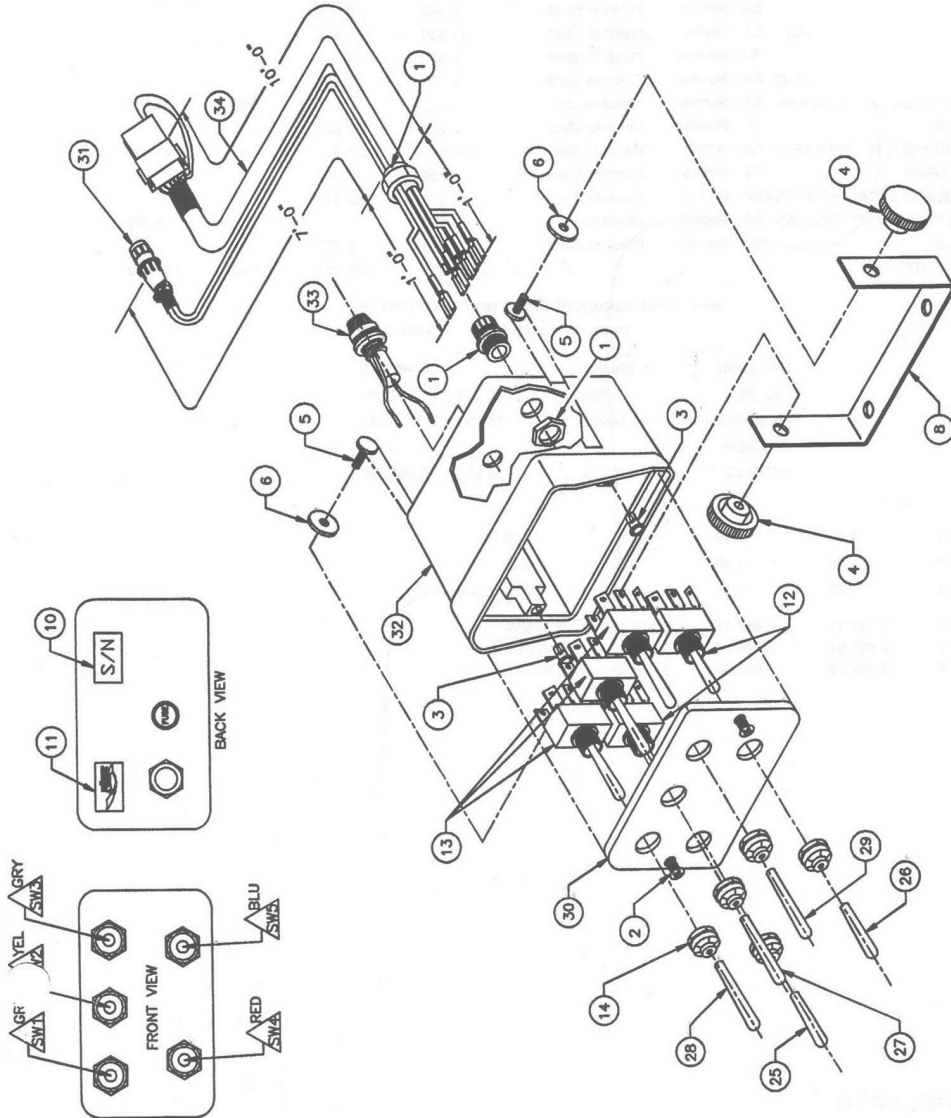


- NOTES:**
1. HARNESS LENGTH IS 33'
 2. USE 3 CABLE TIES TO COIL
 3. PUT REMAINING TIES INTO BAG.
 4. CUT (5) TO SPECIFIED LENGTHS.
 5. USE 12" OF (5) AS LANYARD FOR 12PIN PLUG



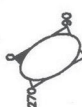
Control Console - 60-66 ft Boom

PARTS LIST			
№	PART NUMBER	QTY	PART DESCRIPTION
1	210-710	1	STR RLF HEYCO .23-.53"ID, HOLE DIA. .886"
2	212-184	2	SCREW 6-32 X 3/8 OVAL HD BLK
3	212-202	2	INSERT 6-32X3/8 BRASS
4	212-215	2	KNOB 1/4-20 FEMALE
5	212-231	2	SCREW WELDED 1/4-20 X .500
6	213-335	2	WASHER NYLON .257X.875X.060
7	214-002	3	CABLE TIE BLACK 7"
8	219-300	1	BRKT HSG MONITOR
9	230-087	1	BAG POLY CLR 14 X 16 2MIL W/LOGO
10	232-060	2	DECL S/N (SILVER)
11	232-059	1	DECL GOLD/BLK 1.5 X .5
12	250-007	2	SW TOG DPDT 3P MOM SHORT
13	250-013	3	SW TOG DPDT 3P MOM LONG
14	250-023	5	SW TOG BOOT OFN GRY
15	252-058	18"	WIRE 18GA BLK
16	252-059	24"	WIRE 18GA RED
17	252-060	18"	WIRE 18GA GRN
18	254-001	1	DIODE D116A2 6AMP
19	255-002	20	TRM T-TAP F PO BLU
20	255-006	8	TRM PO F NON INS 20/18GA
21	255-030	2	TRM SPLICE CLOSED END 16-18GA
22	255-070	2	TRM PO M/F 14-16GA
23	255-119	2	TRM PO F INS 16-14GA
24	255-285	1	TRM SPLICE CLOSED END LRG
25	259-005	1	SW TOG GRIP VNTL RED .187
26	259-015	1	SW TOG GRIP VNTL BLU .187
27	259-022	1	SW TOG GRIP VNTL YEL .187
28	259-023	1	SW TOG GRIP VNTL GRN .187
29	259-027	1	SW TOG GRIP VNTL GRY .187
30	311-083	1	ENCL PP DRL MNTFR/D DECL-SX15/32 3SA
31	314-217	1	HARNES B/B WIRE SERIES 3 P/8"
32	319-725	1	ENCL DRILL MNTBRX FH-7/8" STR RLF
33	319-769	1	FUSEHOLDER PM ASSY 10A /.5"
34	320-184	1	HRN 120CN 18GA DTP KEY A 12PK(12) 11' END CAP



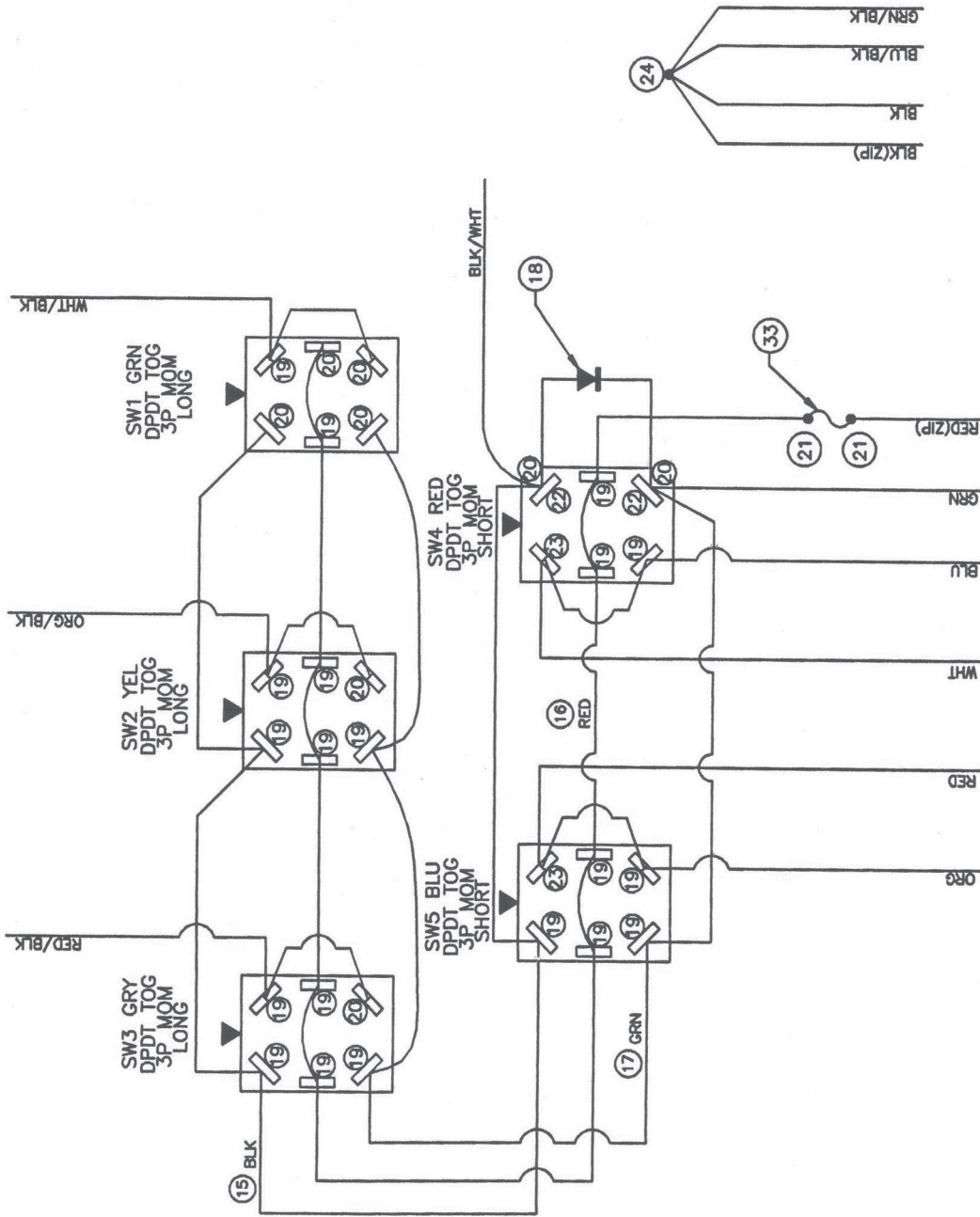
SWITCH NOTCH ORIENTATION

- ORIENT SWITCH NOTCHES AS SHOWN GRAPHIC
- USE THE ANGLE VALUES SHOWN AS REFERENCE



Control Console SWItCh dIaGram - 60-66 f t Boom

SWITCH WIRING DIAGRAM

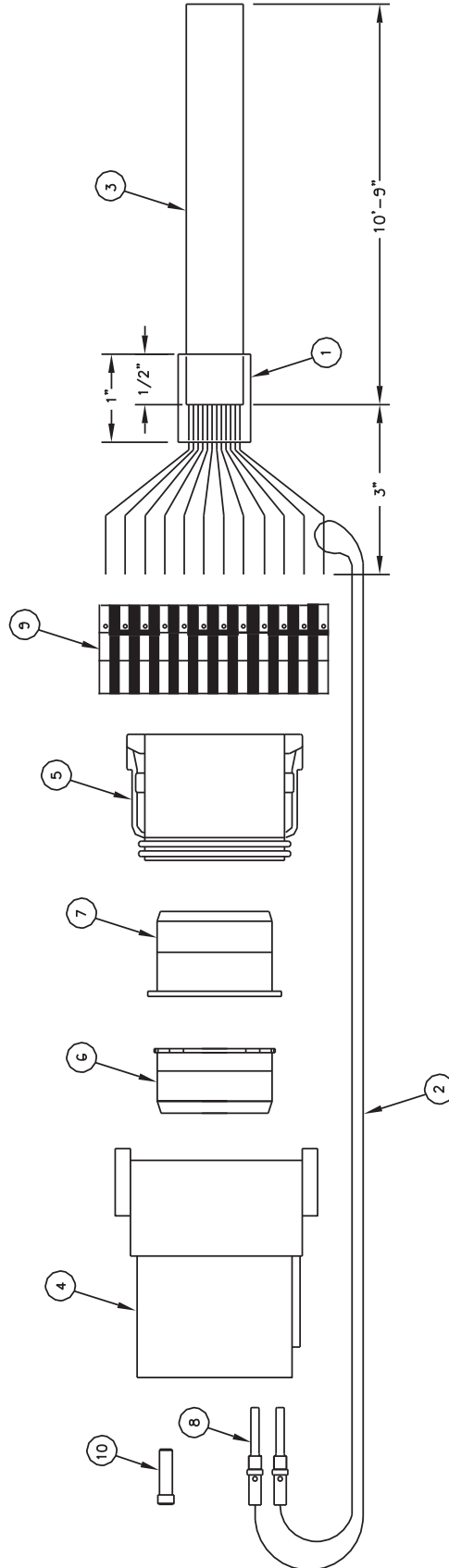


▲ = NOTCH LOCATION

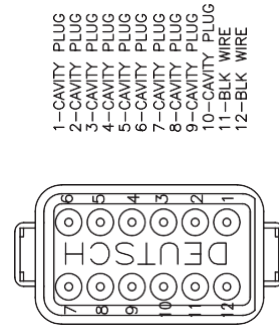
Wiring harness - 60-66 ft Boom

PARTS LIST

№	PART NUMBER	QTY	PART DESCRIPTION
1	231-009	1"	SHRINKTUBING .500" BLK
2	252-058	12"	WIRE 18GA BLK
3	252-064	11'	CABLE 12CON 18GA PVC GRY
4	255-212	1	CONN DEUT DT RECPT 12PIN
5	255-213	1	CNTR DEUTSCH 12PIN PLUG DT
6	255-214	1	CONN DEUT LOCKWEDGE 12PIN DTR
7	255-215	1	CNTR LOCK WEDGE 12PIN DTP
8	255-977	2	CONT DEUT PIN 16-18GA
9	255-978	12	CNTR DEUTSCH SOCKET 16/18GA
10	255-979	10	CONT DEUT CAVITY PLUG

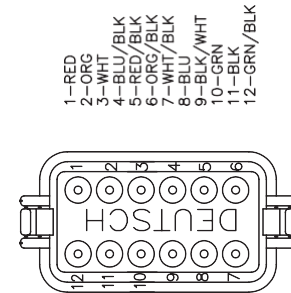


PIN OUT DETAIL FOR RECEIPT



- 1-CAVITY PLUG
- 2-CAVITY PLUG
- 3-CAVITY PLUG
- 4-CAVITY PLUG
- 5-CAVITY PLUG
- 6-CAVITY PLUG
- 7-CAVITY PLUG
- 8-CAVITY PLUG
- 9-CAVITY PLUG
- 10-CAVITY PLUG
- 11-BLK WIRE
- 12-BLK WIRE

PIN OUT DETAIL FOR PLUG

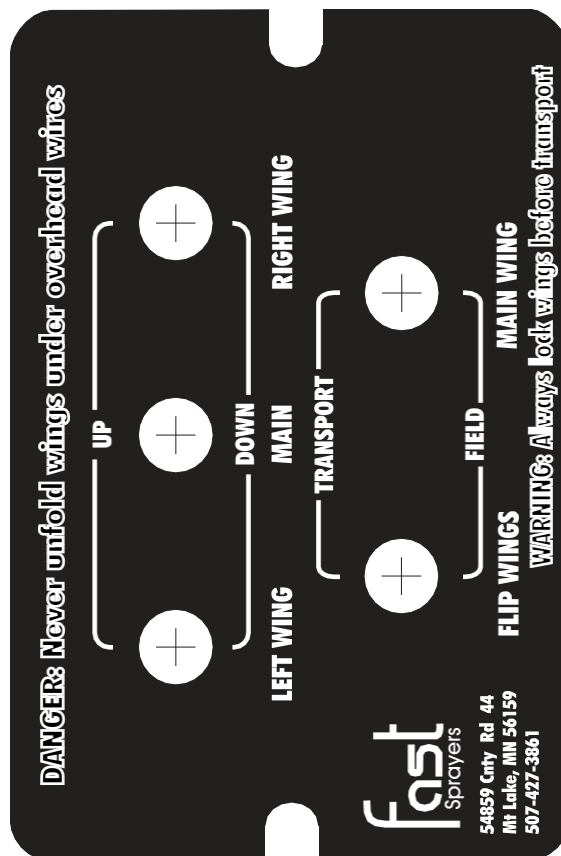


- 1-RED
- 2-ORC
- 3-WHT
- 4-BLU/BLK
- 5-RED/BLK
- 6-ORC/BLK
- 7-WHT/BLK
- 8-BLK/WHT
- 9-BLK/WHT
- 10-GRN
- 11-BLK
- 12-GRN/BLK

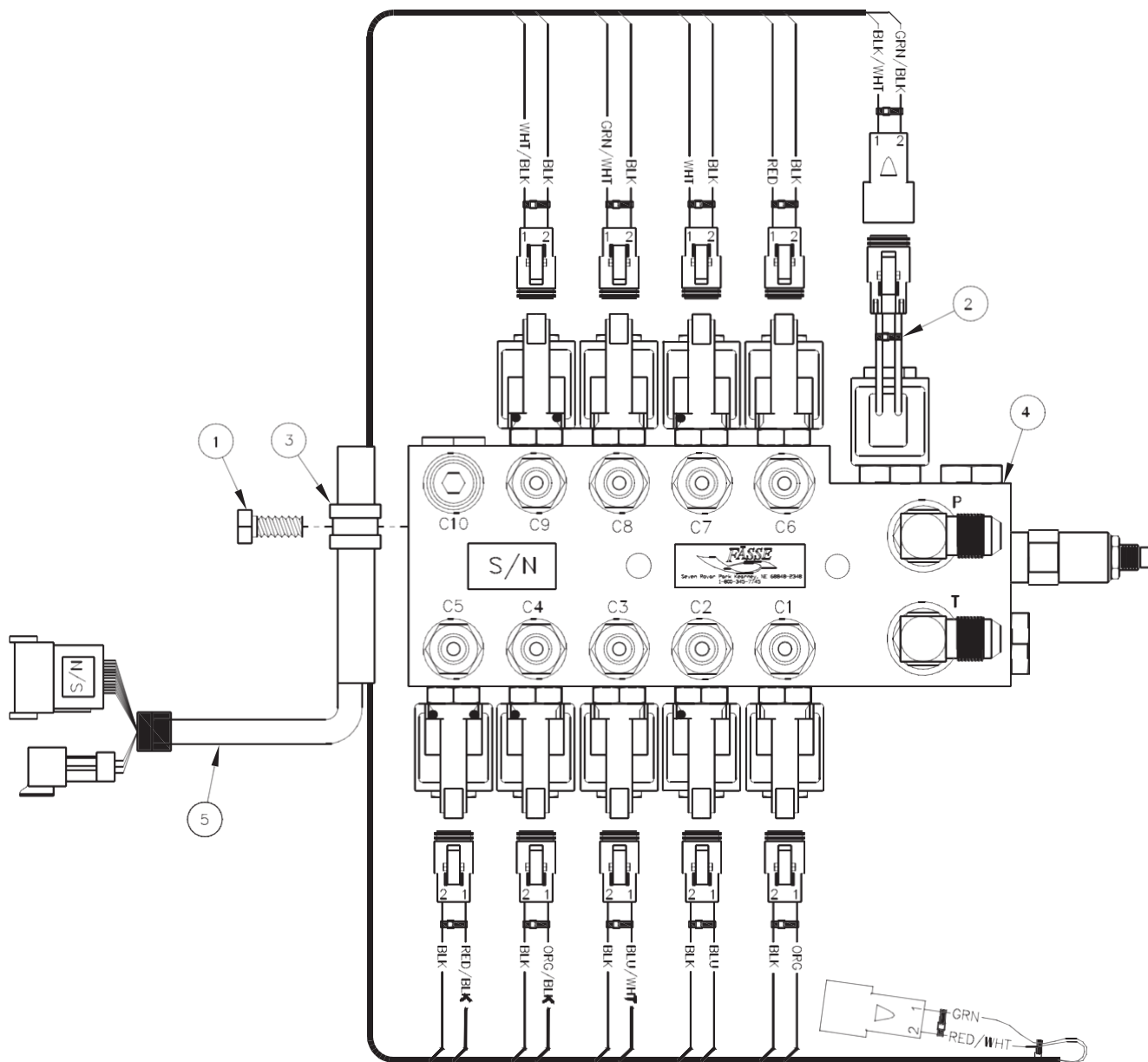
Control Console deCal - 60-66 ft Boom

700-0805-4103 & 700-0805-4104

Switch No.	Boot Color	Switch Position	Hot Wires	Pin Out Location	Pressure Ports	Tank Ports	Function	
1 Long	Green	Up (mom)	Wht/Blk & Grn	7 & 10	C3	-----	Lt. Wing Up	
		Center (stat)	-----	-----	-----	-----	-----	Off
		Down (mom)	Wht/Blk & Grn & Blk/Wht	7 & 10 & 9	-----	C3	-----	Lt. Wing Down
2 Long	Yellow	Up (mom)	Org/Blk & Grn	6 & 10	C4	-----	Main Up	
		Center (stat)	-----	-----	-----	-----	-----	Off
		Down (mom)	Org/Blk & Grn & Blk/Wht	6 & 10 & 9	-----	C4	-----	Main Down
3 Long	Gray	Up (mom)	Red/Blk & Grn	5 & 10	C5	-----	Rt. Wing Up	
		Center (stat)	-----	-----	-----	-----	-----	Off
		Down (mom)	Red/Blk & Grn & Blk/Wht	5 & 10 & 9	-----	C5	-----	Rt. Wing Down
4 Short	Red	Up (mom)	Wht & Blu & Grn	3 & 8 & 10	C2	C7	Flip Wings Transport	
		Center (stat)	-----	-----	-----	-----	-----	Off
		Down (mom)	Wht & Blu & Grn & Blk/Wht	3 & 8 & 10 & 9	C7	C2	-----	Flip Wings Field
5 Short	Blue	Up (mom)	Red & Org & Grn	1 & 2 & 10	C1	C6	Main Wing Transport	
		Center (stat)	-----	-----	-----	-----	-----	Off
		Down (mom)	Red & Org & Grn & Blk/Wht	1 & 2 & 10 & 9	C6	C1	-----	Main Wing Field
-----	-----	-----	Blk	11	-----	-----	Ground	
-----	-----	-----	Blu/Blk	4	-----	-----	Ground	
-----	-----	-----	Grn/Blk	12	-----	-----	Ground	



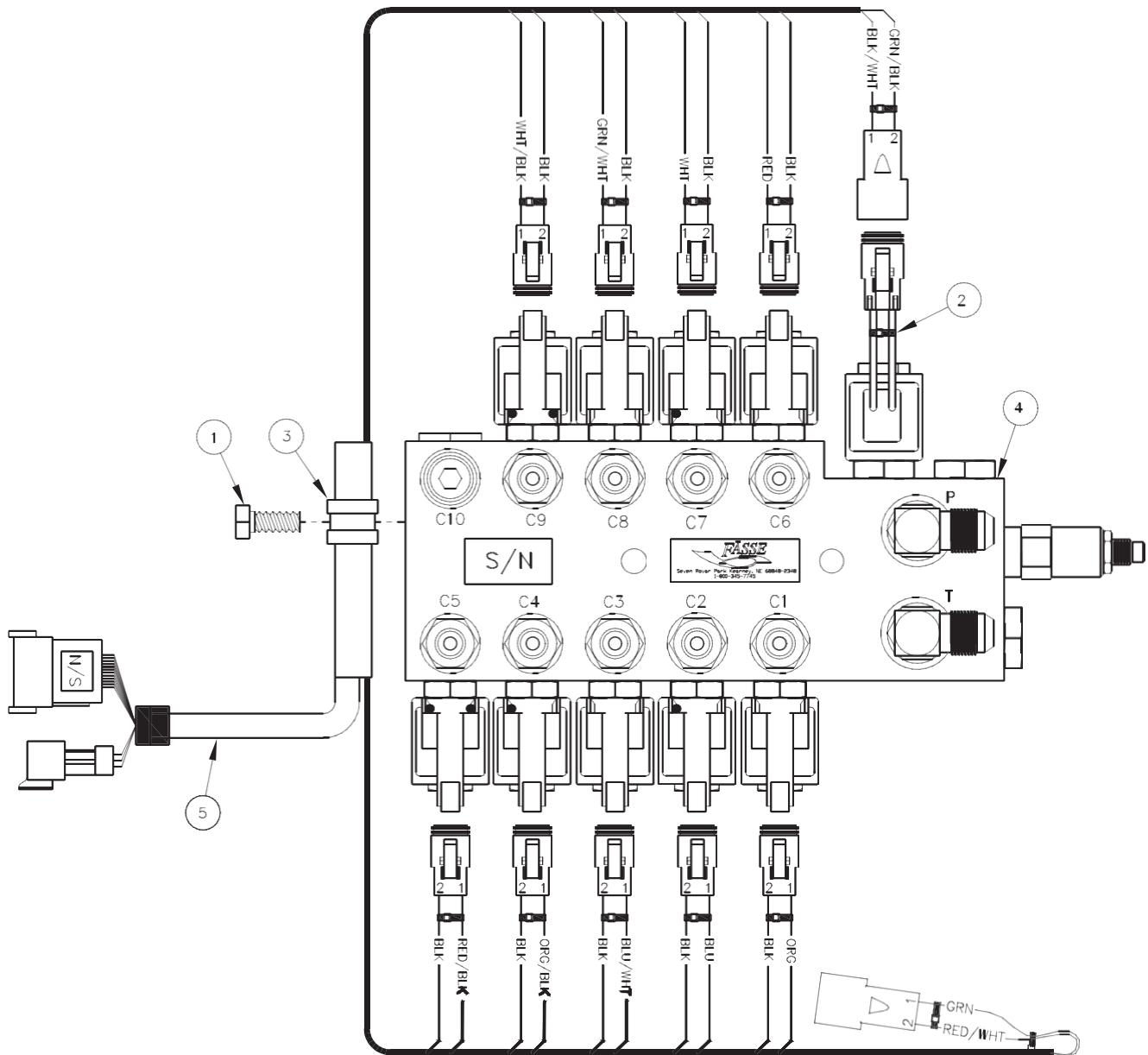
Hydraulic Control Valve Wiring harness - 80-90-100 ft Boom



PARTS LIST

N ^o	PART NUMBER	QTY	PART DESCRIPTION
1	212-025	1	BOLT 5/16-18 X .75
2	214-002	13	CABLE TIE BLACK 7"
3	255-026	1	LOOM CLAMP .5"ID METAL/RUBB
4	302-780	1	MANI ASSY 0806 4DA 1SA CLSD DTR 12V WP6400-4(7)+6(2)R.047 P6801-8
5	319-724	1	HRN ASSY 15CON 18GA DTR KEY A 12P(12)-DTR3P(3)-9DTP2P(2) 2DTR2P(2) 33'

Hydraulic Control Valve - 80-90-100 ft Boom

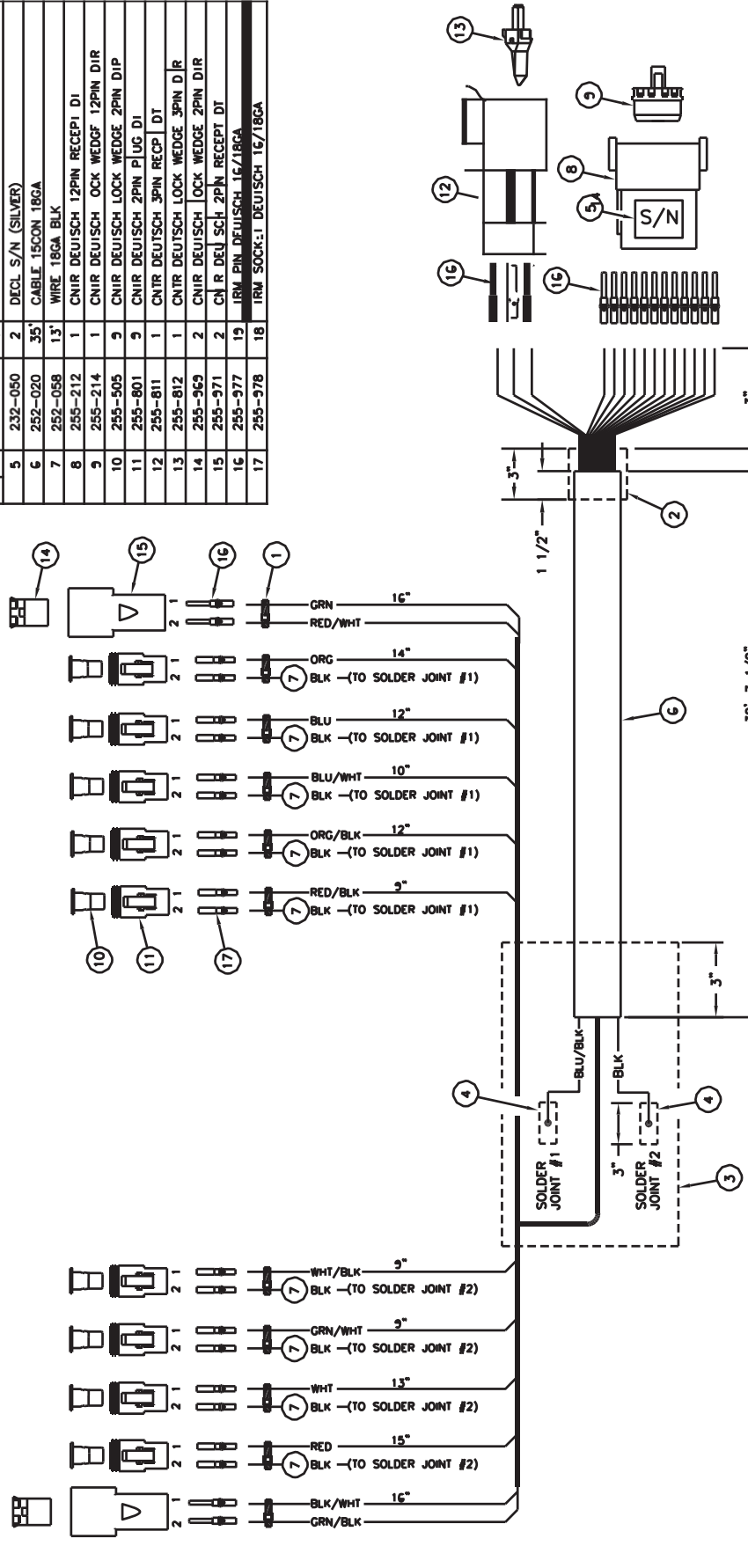


PARTS LIST


N ^o	PART NUMBER	QTY	PART DESCRIPTION
1	212-025	1	BOLT 5/16-18 X .75
2	214-002	13	CABLE TIE BLACK 7"
3	255-026	1	LOOM CLAMP .5"ID METAL/RUBB
4	302-780	1	MANI ASSY 0806 4DA 1SA CLSD DTR 12V WP6400-4(7)+6(2)R.047 P6801-8
5	319-724	1	HRN ASSY 15CON 18GA DTR KEY A 12P(12)-DTR3P(3)-9DTP2P(2) 2DTR2P(2)) 33'

Hydraulic Control Valve Wiring harness

PARTS LIST		PART DESCRIPTION	
NO	PART NUMBER	QTY	
1	214-002	11	CAE II: BLACK 7"
2	231-007	3"	SHRINK TUBING .625
3	231-008	6"	SHRINK TUBING .750
	231-313	6"	SHRINK TUBING .313
5	232-050	2	DECL S/N (SILVER)
6	252-020	35'	CABLE 15CON 18GA
7	252-058	13'	WIRE 18GA BLK
8	255-212	1	CNTR DEUTSCH 12PIN RECEPT DI
9	255-214	1	CNTR DEUTSCH OCK WEDGE 12PIN DIR
10	255-505	5	CNTR DEUTSCH LOCK WEDGE 2PIN DIP
11	255-801	5	CNTR DEUTSCH 2PIN PLUG DI
12	255-811	1	CNTR DEUTSCH 3PIN RECP DT
13	255-812	1	CNTR DEUTSCH LOCK WEDGE 3PIN D R
14	255-963	2	CNTR DEUTSCH LOCK WEDGE 2PIN DIR
15	255-971	2	CN R DEUTSCH 2PIN RECEPT DT
16	255-977	15	IRM PIN DEUTSCH 16/18GA
17	255-978	18	IRM SOCK:1 DEUTSCH 16/18GA

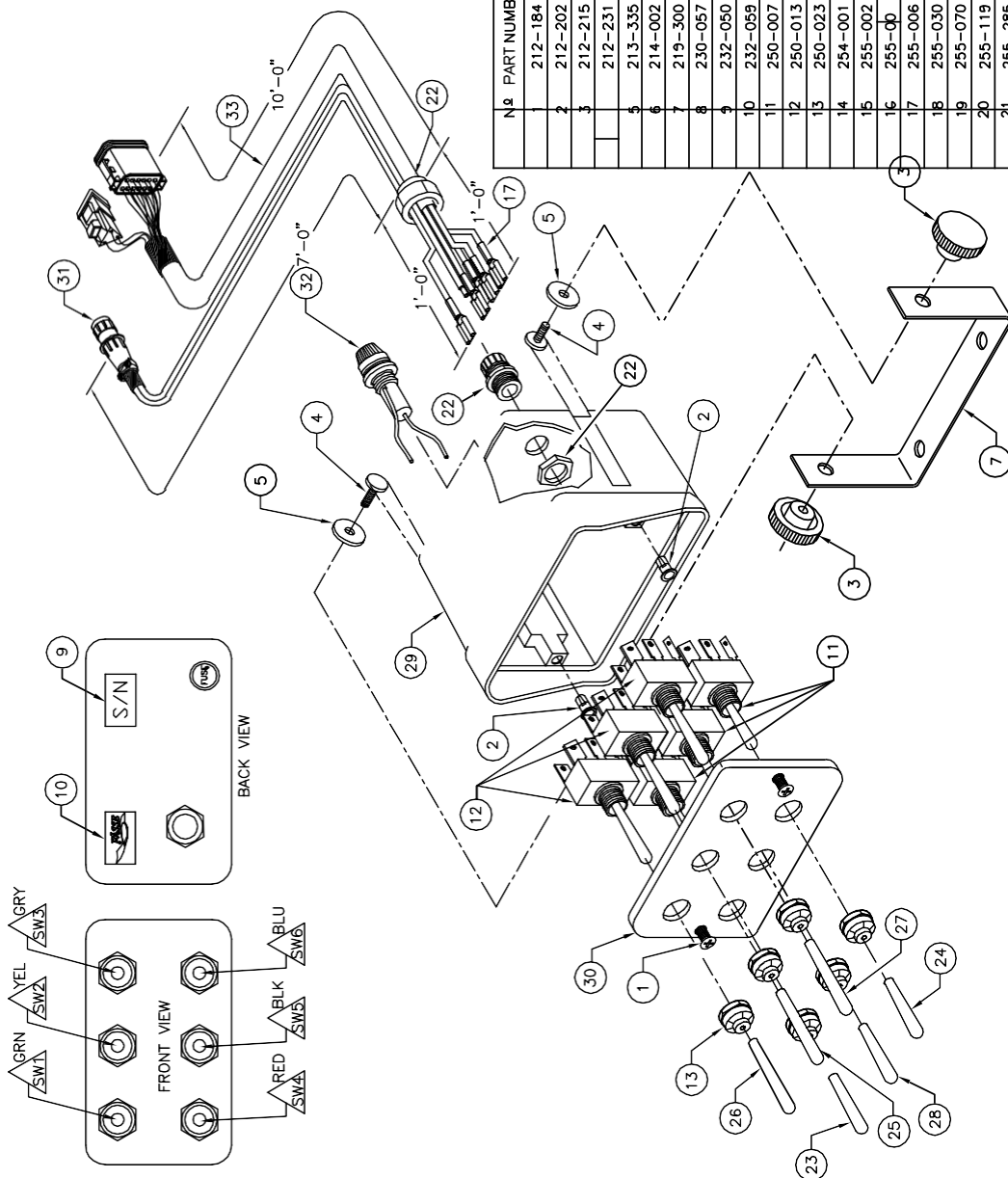


- NOTES:**
1. HARNESS LENGTH IS 33'
 2. USE 3 CABLE TIES TO COIL UP HARNESS.
 3. PUT REMAINING TIES INTO BAG.



Control Console - 80-90-100 ft Boom

NO	PART NUMBER	QTY	PART DESCRIPTION
1	212-184	2	SCREW 6-32 X 3/8 OVA HD BLK
2	212-202	2	INSERT 6-32X3/8 BRASS
3	212-215	2	KNOR 1/4-20-EEVA-F
4	212-231	2	SCREW WELDED 1/4-20 X .500
5	213-335	2	WASHER NYLON .257X.875X.060
6	214-002	3	CABLE TIE BLACK 7"
7	219-300	1	BRKT HSNQ MONITOR
8	230-057	1	BAG POLY CLR 14 X 18 2MIL W/LOGO
9	232-050	2	DECL S/N (SILVER)
10	232-059	1	DECL GOLD/BLK 1.5 X .5
11	250-007	3	SW TOG DPDT 3P MOM SHORT
12	250-013	3	SW TOG DPDT 3P MOM LONG
13	250-023	6	SW TOG BOOT OPN GRY
14	254-001	1	DIODE D116A2 6AMP
15	255-002	25	TRM T-TAP F PO BLU
16	255-00	2	TRM PO F FULL INS 22-18GA
17	255-006	6	TRM PO F NON INS 20/18GA
18	255-030	2	TRM SPLICE CLOSED END 16-18GA
19	255-070	2	TRM PO M/F 14-16GA
20	255-119	3	TRM PO F INS 16-14GA
21	255-285	1	TRM SPLICE CLOSED END LRG
22	255-710	1	STRAIN RLF HEYCO .45"-.705"ID, HOLE DIA 1.115"
23	259-005	1	SW TOG GRIP VNYL RED .187
24	259-015	1	SW TOG GRIP VNY B U .187
25	259-022	1	SW TOG GRIP VNYL YEL .187
26	259-023	1	SW TOG GRIP VNYL GRN .187
27	259-027	1	SW TOG GRIP VNYL GRY .187
28	259-031	1	GRIP TOG VNY B K .187"
29	301-00	1	ENCL DRILL MNTB-X-H-1 1/8" G
30	304-751	1	-NCL DRILL FP MNTFR SW6 F00204
31	314-217	1	HARNES R B WIRE SERIES 3 P 8
32	319-769	1	FUSEHO DER PM ASSY 10A /5"
33	320-760	1	IRN 15CON 18GA DTP KEY A 12P(12)D P-3P(3) 11"

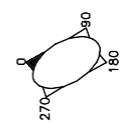


NOTES:

1. USE 1-CABLE TIE TO COIL UP HARNESS
2. NOT SHOWN: (6) (8)
3. CUT (23) (24) & (28) TO FIT ON SW BAT.

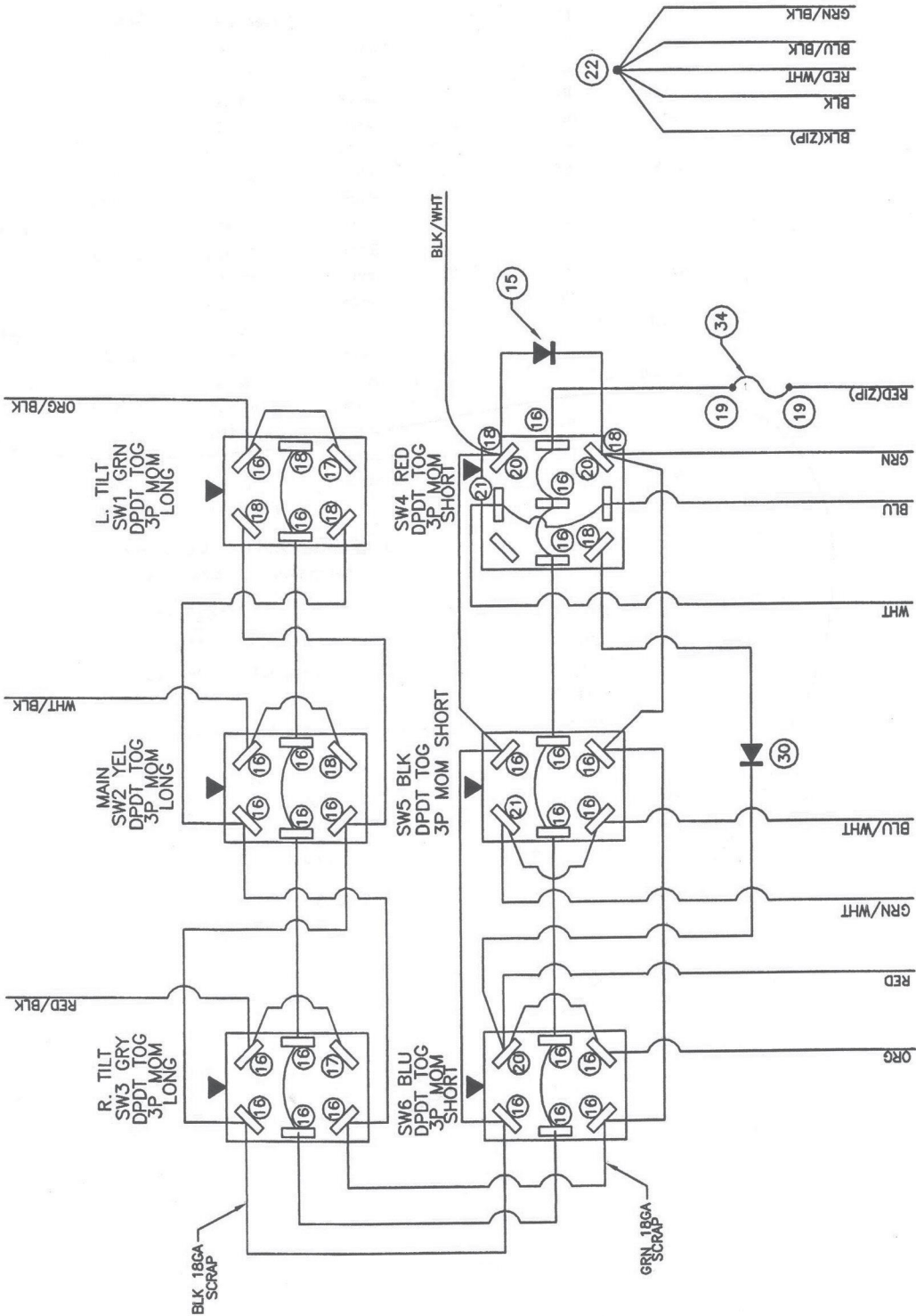
SWITCH NOTCH ORIENTATION

- ORIENT SWITCH NOTCHES AS SHOWN IN GRAPHIC
- USE THE ANGLE VALUES SHOWN AS REFERENCE



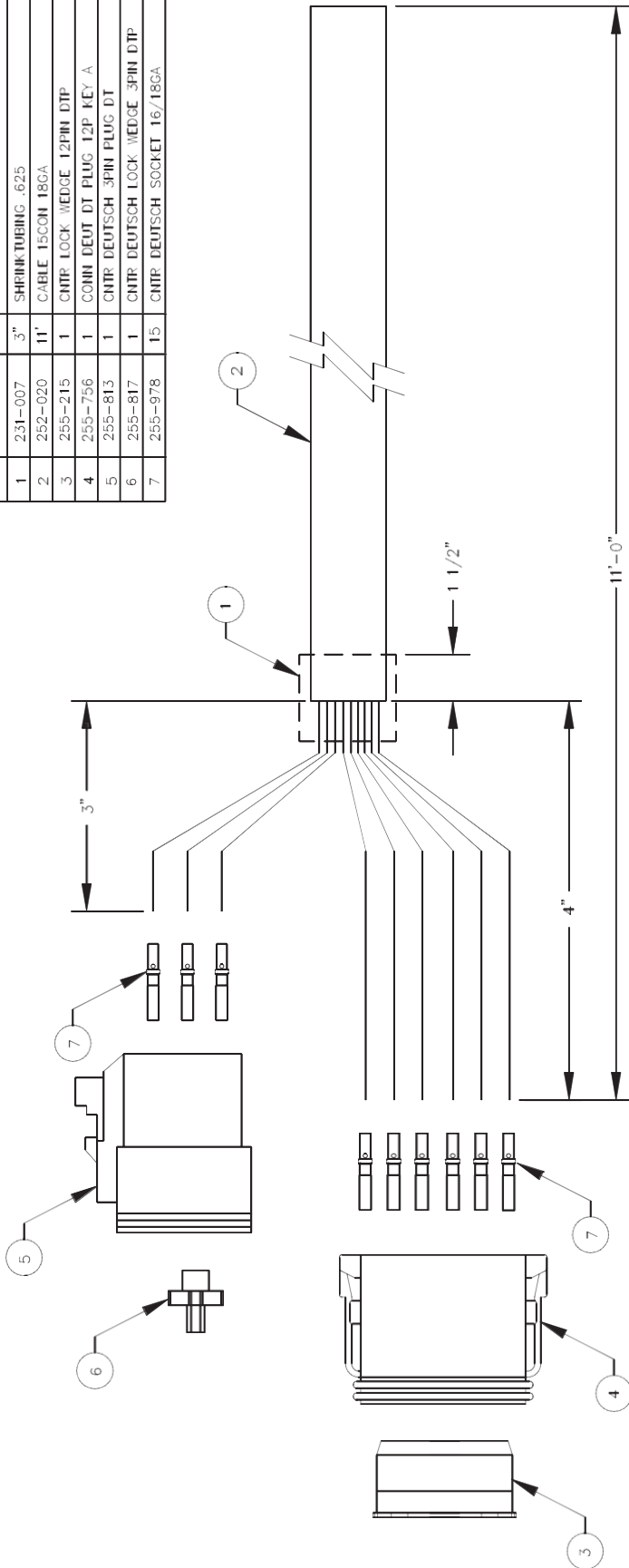
Control Console SWItCh diaGram

SWITCH WIRING DIAGRAM

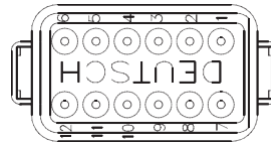


Wiring harness

PARTS LIST			
№	PART NUMBER	QTY	PART DESCRIPTION
1	231-007	3"	SHRINK TUBING .625
2	252-020	11'	CABLE 15CON 18GA
3	255-215	1	CHTR LOCK WEDGE 12PIN DTP
4	255-756	1	CONN DEUT DT PLUG 12P KEY A
5	255-813	1	CHTR DEUTSCH 3PIN PLUG DT
6	255-817	1	CHTR DEUTSCH LOCK WEDGE 3PIN DTP
7	255-978	15	CHTR DEUTSCH SOCKET 16/18GA

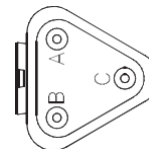


PIN_OUT DETAIL



- 1 - RED
- 2 - ORG
- 3 - WHT
- 4 - BLU/BLK
- 5 - RED/BLK
- 6 - ORG/BLK
- 7 - WHT/BLK
- 8 - BLU
- 9 - BLK/WHT
- 10 - GRN
- 11 - BLK
- 12 - GRN/BLK

PIN_OUT DETAIL

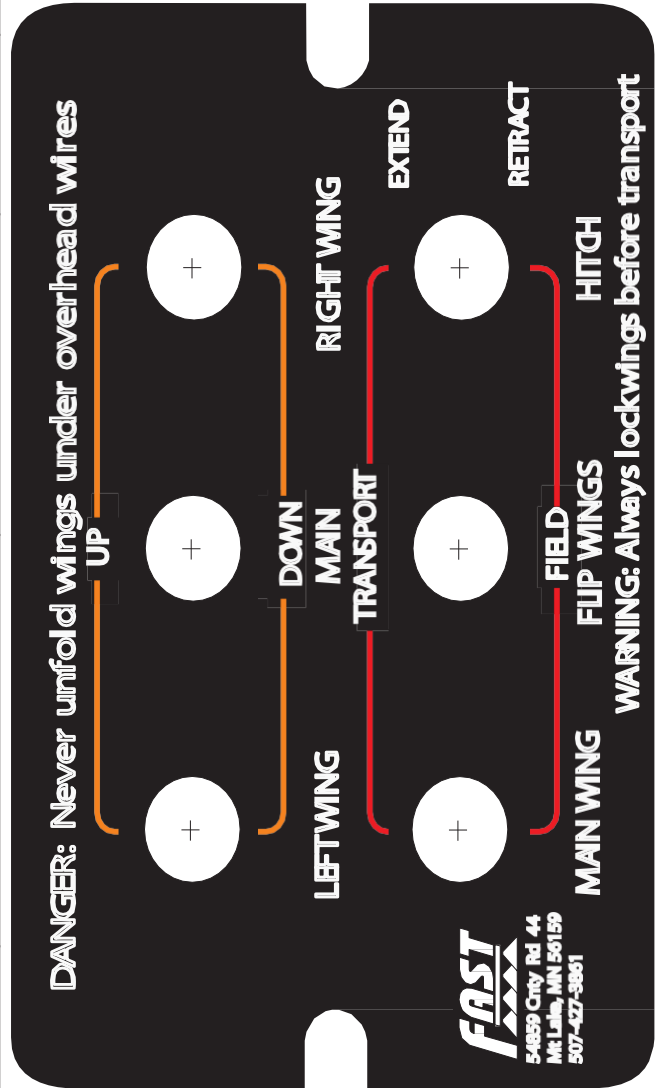


- A - GRN/WHT
- B - BLU/WHT
- C - RED/WHT

Control Console Wiring harness

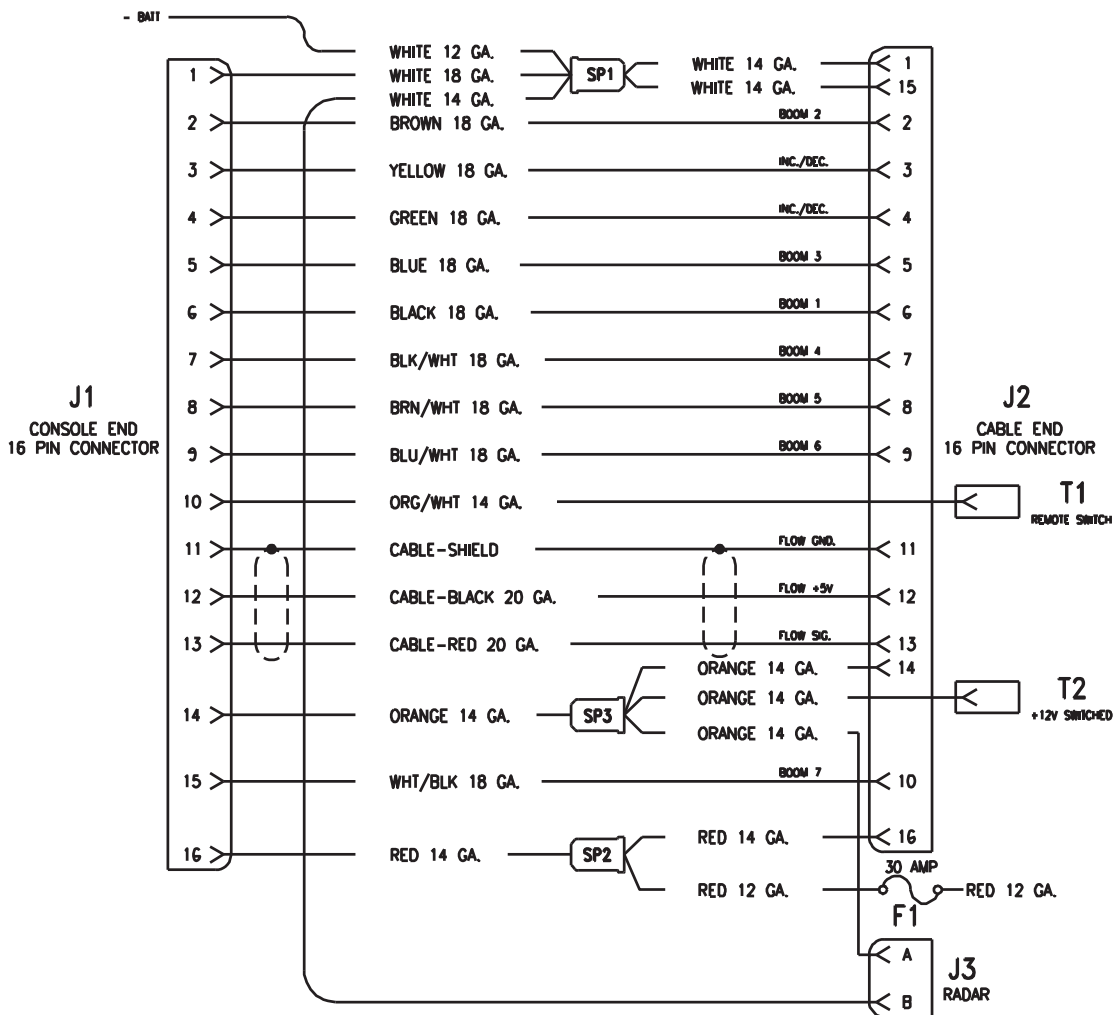
700-0806-4105 120' Fixed Tongue

Switch No.	Boot Color	Switch Position	Hot Wires	Pin Out Location	Pressure Ports	Tank Ports	Function
1 Long	Green	Up (mom)	Org/Blk & Grn	6-12P, 10-12P	C4		Lt. Wing Up
		Center (stat)					Off
		Down (mom)	Org/Blk & Grn & Blk/Wht	6-12P, 10-12P, 9-12P		C4	Lt. Wing Down
2 Long	Yellow	Up (mom)	Wht/Blk & Grn & Blk/Wht	7-12P, 10-12P, 9-12P	C9		Main Up
		Center (stat)					Off
		Down (mom)	Wht/Blk & Grn	7-12P, 10-12P		C9	Main Down
3 Long	Gray	Up (mom)	Red/Blk & Grn	5-12P, 10-12P	C5		Rt. Wing Up
		Center (stat)					Off
		Down (mom)	Red/Blk & Grn & Blk/Wht	5-12P, 10-12P, 9-12P		C5	Rt. Wing Down
4 Short	Red	Up (mom)	Wht & Blu & Grn	3-12P, 8-12P, 10-12P	C2	C7	Main Wing Transport
		Center (stat)					Off
		Down (mom)	Wht & Blu & Grn & Blk/Wht	3-12P, 8-12P, 10-12P, 9-12P		C7	Main Wing Field
5 Short	Black	Up (mom)	Grn/Wht & Blu/Wht & Grn	1-3P, 2-3P, 10-12P	C3	C8	Flip Wings Transport
		Center (stat)					Off
		Down (mom)	Grn/Wht & Blu/Wht & Grn & Blk/Wht	1-3P, 2-3P, 10-12P, 9-12P		C8	Flip Wings Field
6 Short	Blue	Up (mom)	Red & Org & Grn	1-12P, 2-12P, 10-12P	C1	C6	Hitch Transport
		Center (stat)					Off
		Down (mom)	Red & Org & Grn & Blk/Wht	1-12P, 2-12P, 10-12P, 9-12P		C6	Hitch Field
			Blk	11-12P			Ground
			Red/Wht	3-3P			Ground
			Blu/Blk	4-12P			Ground
			Grn/Blk	12-12P			Ground



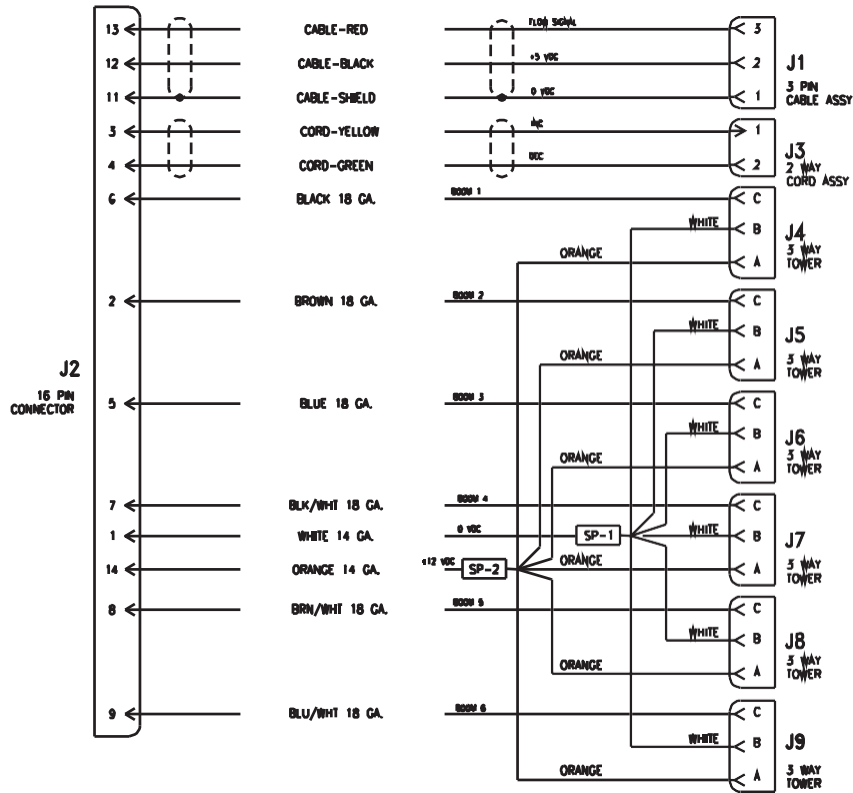
Control Console Wiring harness

CABLE,
CONSOLE, SCS 460, 6 BOOM, 10'
115-0171-085 (Rev.A)



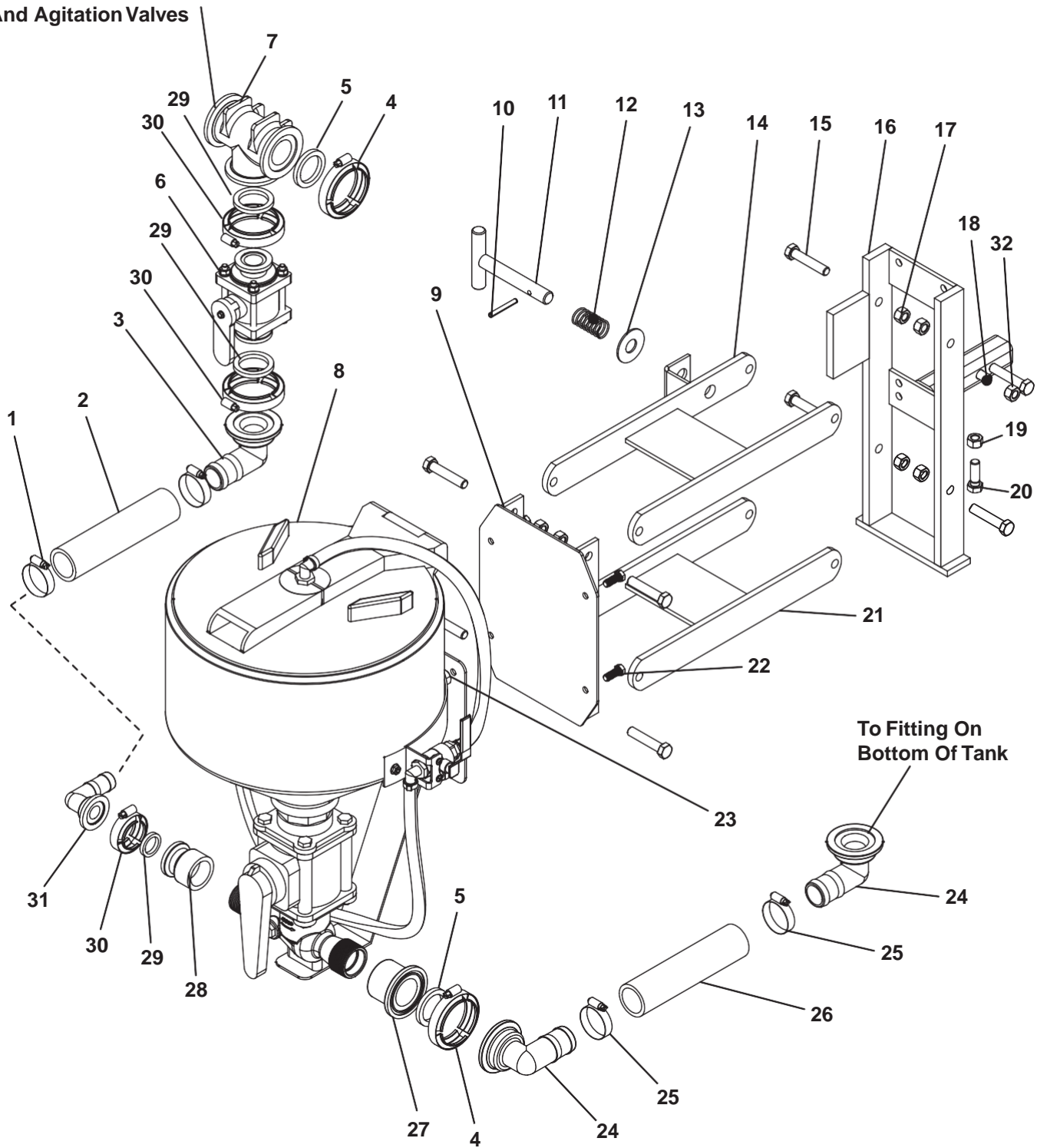
Control Console Wiring harness

CABLE,
12' PRODUCT, 6 BOOM WITH 3 PIN TOWERS
115-0171-129 (Rev.A)



hyPro Cleanload Educator & mounting

Installs In Line With Rinse
And Agitation Valves

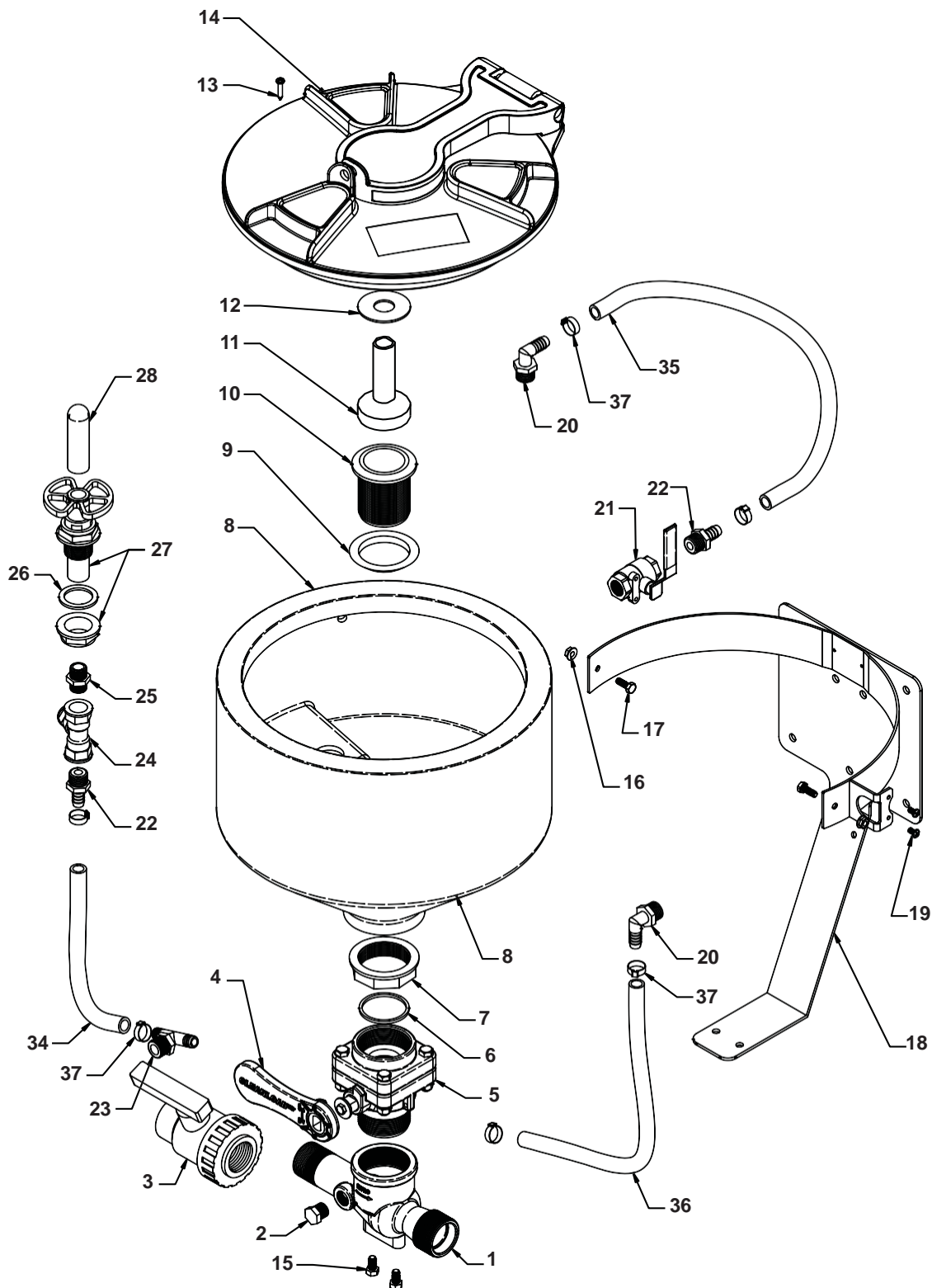


9500 Series Sprayers



Item	Vendor Part #	Fast Part #	Description	Qty.	60 Ft.	80-90 Ft.	100 Ft.
1	64020H	540015	Clamp, Hose 1.25"	2			
2	1-1/4BH200	510013	Hose, Spray 1.25 EDPM	6.5			
3	M100125BRB90	530065	Manifold Elbow 1 x 1.25 HB	2			
4	FC200	540001	Manifold Clamp 1" Standard Port	3			
5	150G	530014	Gasket 1" Standard Port	3			
6	MV100CF	500005	Manifold Valve Standard Port	1			
7	M200100TEE	530075	Manifold Tee	1			
8	3375P-05T5-05	570039	Hypro Cleadload Eductor	1			
9		9250	Plate Adapter	1			
10		687	Pin, Spring 1.25 x 2" Zp	1			
11		7981	Handle Tee	1			
12	67	790001	Spring, Century 2" Free Length	1			
13		262	Washer, Flat 3/4" Zp	1			
14		7928	Link, Upper	1			
15		153	Bolt, HH 1/2 x 1.5 GR5 Zp	8			
16		11632	Back Plate	1			
17		231	Nut, HH 1/2" Nylock Zp	8			
18		154	Bolt, HH 1/2 x 2.5 GR5 Zp	1			
19		223	Nut, HH 1/2" Jam Zp	1			
20		152	Bolt, HH 1/2 x 1" GR5 Zp	1			
21		7925	Link, Lower	1			
22		128	Bolt, HH 3/8 x 1" GR5 Zp	4			
23		769	Nut, HH 3/8 " Whizlock Zp	4			
24	M200150BRB90	530080	Manifold Elbow 2 x 1.5" HB	2			
25	64024H	540016	Clamp, Hose 1.5"	2			
26	1-1/2 BH200	510014	Hose, Spray 1.5 EDPM	5			
27	CP46066-PP	530196	Manifold Adapter 2 x 1.5 FPT	1			
28	CPC45512-PP	530194	Manifold Adapter 2 x 1.25 FPT	1			
29	100G	530008	Gasket 1"	3			
30	FC100	540000	Manifold Clamp 1"	3			
31	M100125BRB90	530065	Manifold Elbow 1 x 1.25" HB	1			
32		771	1/2" Wizlock Nut	8			

hyPro Cleanload Educator

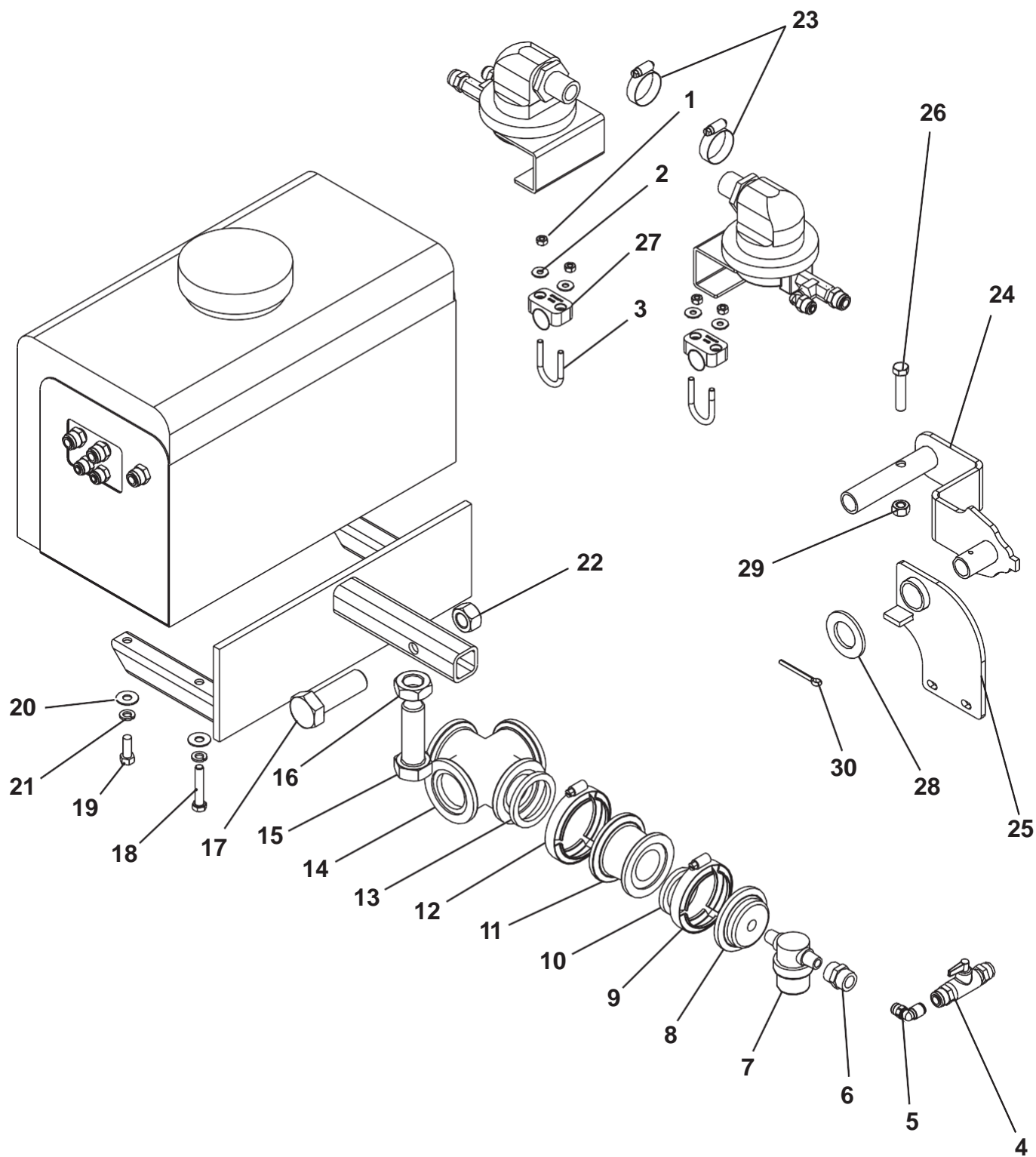


9500 Series Sprayers



Item	Vendor Part #	Fast Part #	Description	Qty.	60 Ft.	80-90 Ft.	100 Ft.
1	3371-0034S		Cleanload Eductor	1			
2	3F12		Plug, 1/2"	11			
3	4541135N		Ball Valve, 1-1/4 Single Union	1			
4	2800-0027		Handle, Cleanload	1			
5	9950-0043		Ball Valve	1			
6	1700-0045		Gasket: 2" BSP	1			
7	205070		Locking Ring, 2"	1			
8	1530-0016		Tank, 5.8 Gallon	1			
9	2270-0119		Gasket: 2", Tapered	1			
10	220070		Drain Head, 2"	1			
11	510120		Tank Rinse	1			
12	1410-0112		Slinger Ring	1			
13	2210-0133		Screw, #6 x 1"	8			
14	TL12-0006		Tank Lid	1			
15	2210-0003		Bolt, 5/16-18 x 5/8	2			
16	2250-0077		Nut, Flanged 1/4-20	2			
17	2210-0134		Bolt, 1/4-20 x 3/4 SS	2			
18	1510-0103		Frame, Back Mount (shown)	1			
19	2210-0132		Screw, 10-24 x .375	2			
20	3EL12		HB Elbow 1/2"	2			
21	78-12		Valve, SS Tank Rinse	1			
22	3A12		HB, 1/2 MNPT	2			
23	3T12T		HB Tee, 1/2 MNPT to 1/2 HB	1			
24	3TT12		Tee, 1/2 FNPT	1			
25	3M12		Nipple, 1/2"	1			
26	G40004		Gasket, 1"	1			
27	C-510100		Valve, Bottle Rinse Base Assy.	1			
28	510110		Bottle Rinse Head	1			
34	2900-0072		Hose, Bottle Rinse, 1/2" EPDM	1			
35	2900-0073		Hose, Tank Rinse, 1/2" EPDM	1			
36	2900-0074		Hose, Valve Feeder, 1/2" EPDM	1			
37	10500013		Hose Clamp, 1/2"	6			
N/S	6031-0378		Label/Instructions	1			

RichWay direct Injection foamer & mounting

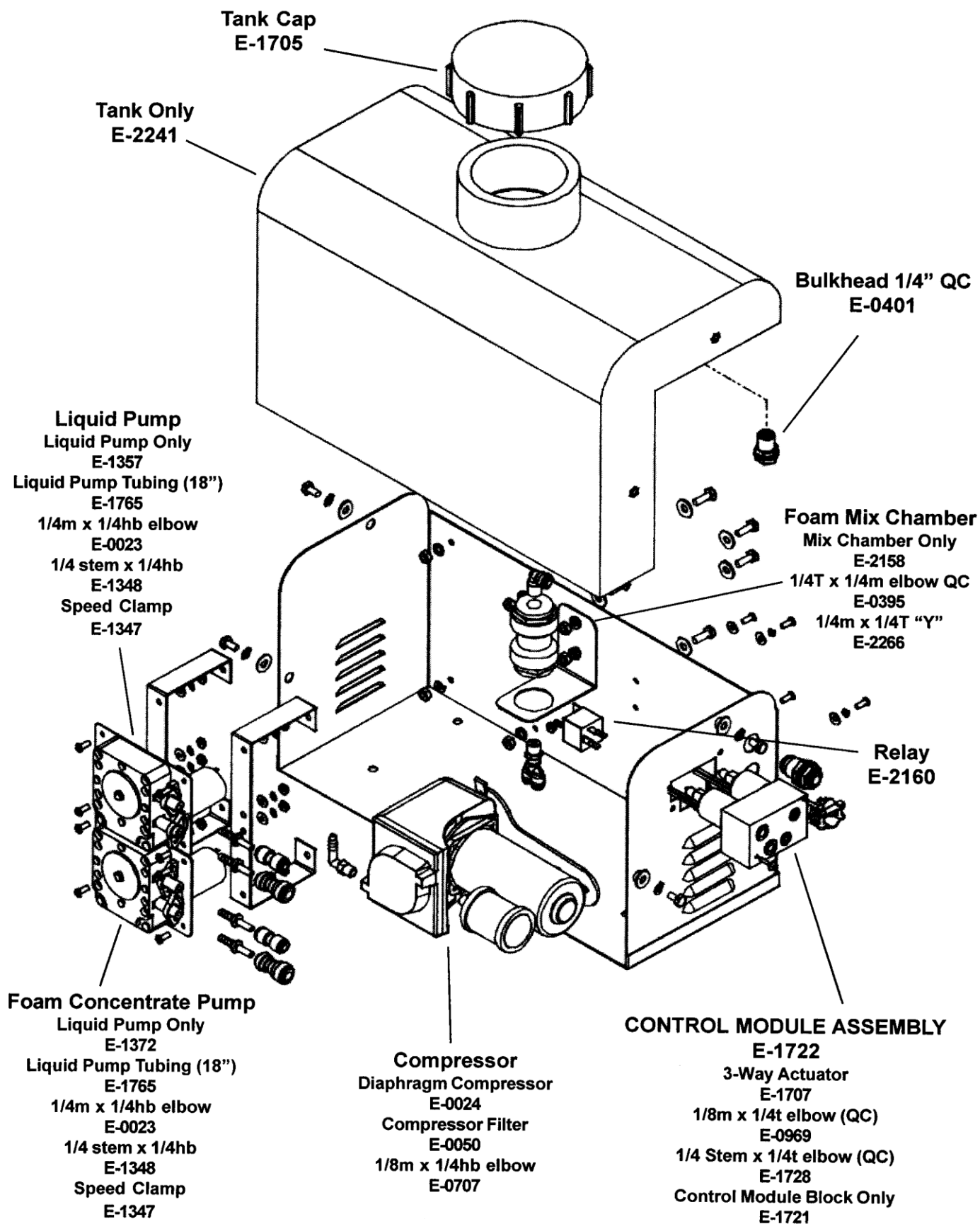


9500 Series Sprayers

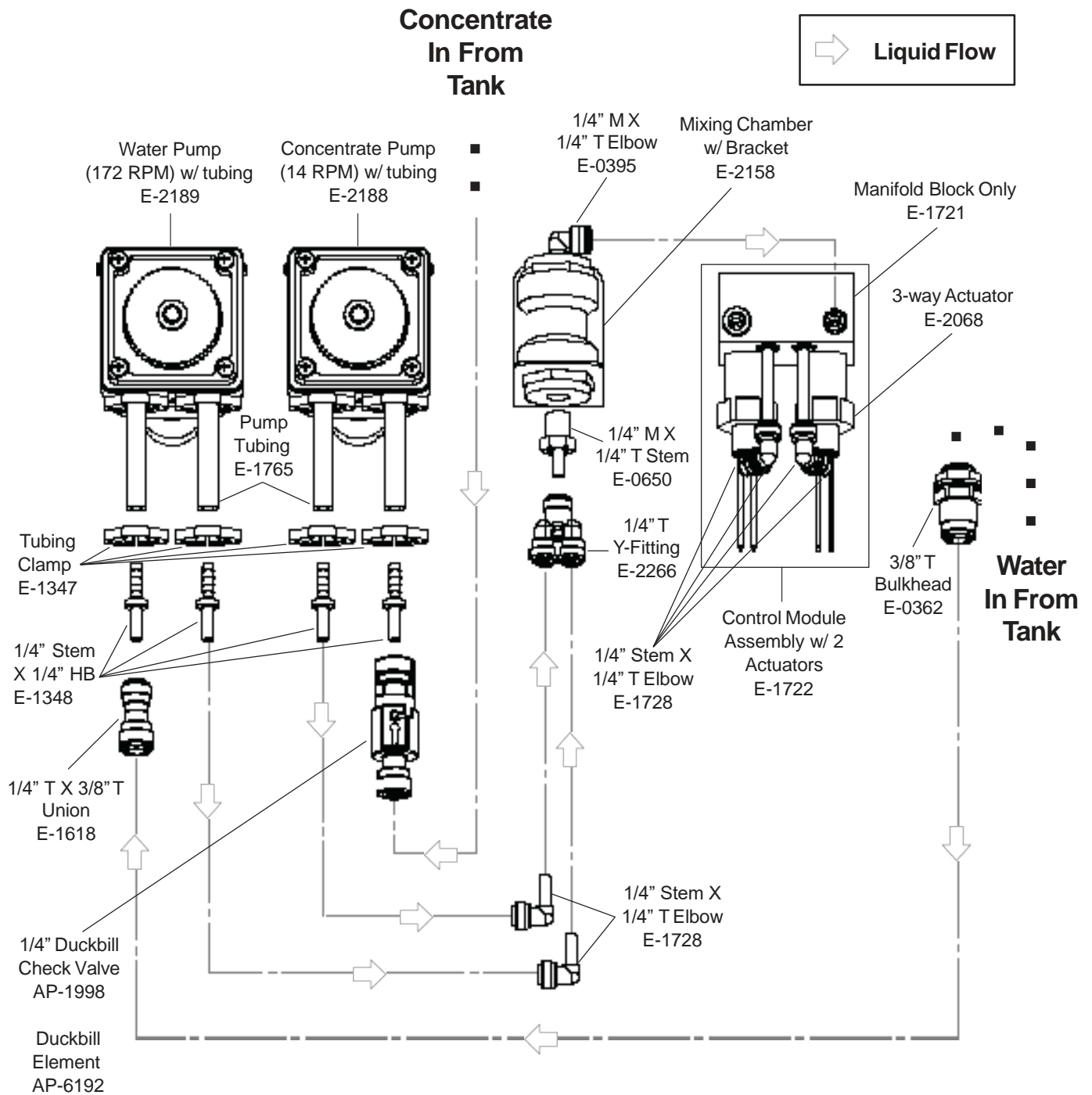


Item	Vendor Part #	Fast Part #	Description	Qty.	60 Ft.	80-90 Ft.	100 Ft.
1		647	Nut, HH 1/4" Nylock SS	8			
2		663	Washer, Flat 1/4" SS	8			
3	2M1473140	590048	U-Bolt 1/4 x 1.5 SS	4			
4	44103289	530007	Valve, Shut Off 3/8 Q-Lock	1			
5	44103231	530006	Q-Lock Adapter Fitting 3/8"90°	1			
6	3FC38	530217	Coupler, 3/8" FPT	1			
7	RVM66NE40C	530000	Strainer 40 Mesh 3/8" MPT	1			
8	M200PLG038	530095	Manifold Plug x 3/8" FPT	1			
9	FC200	540001	Manifold Clamp 2" Standard Port	1			
10	150G	530014	Gasket 2" Standard Port	1			
11	M220200CPG	530102	Manifold Coupling 2" Full Port x 2" Standard Port	1			
12	FC220	540002	Manifold Clamp 2" Full Port	1			
13	200G	530019	Gasket 2" Full Port	1			
14	M220CR	530090	Manifold Cross, 2" Full Port	1			
15		152	Bolt, HH 1/2 x 1 GR5 Zp	1			
16		223	Nut, HH 1/2" Jam Zp	1			
17		156	Nut, HH 1/2 x 3" GR5 Zp	1			
18		130	Bolt, HH 3/8 x 2" GR5 Zp	2			
19		128	Bolt, HH 3/8 x 1" GR5 Zp	2			
20		250	Washer, Lock 3/8 Zp	4			
21		258	Washer, Flat 3/8 Zp	4			
22		771	Nut, HH 1/2" Whizlock Zp	1			
23	64016A	540014	Clamp, Hose 1"	2			
24		14275	Foamer Insert	2			
25		14279	Foamer Flipper	2			
26		142	Bolt HH 7/16 x 2" GR5 Zp	2			
27	3254PP	540029	Tube Clamp	2			
28		789	Washer, NR 1-1/4 x 14 CP	AR			
29		597	Nut, HH 7/16" Toplock	2			
30		576	Cotter Pin, 3/16 x 2 Zp	2			
NS		790	Washer, NP 1-1/4 x 10 CP	AR			
NS	2T20-003	510023	1/4" Linear Low Density Poly Tubing	AR			
NS	2T20-604	510024	3/8" Linear Low Density Poly Tubing	AR			
NS	12015003	510005	PVC Water Suction Hose 1"	20'			

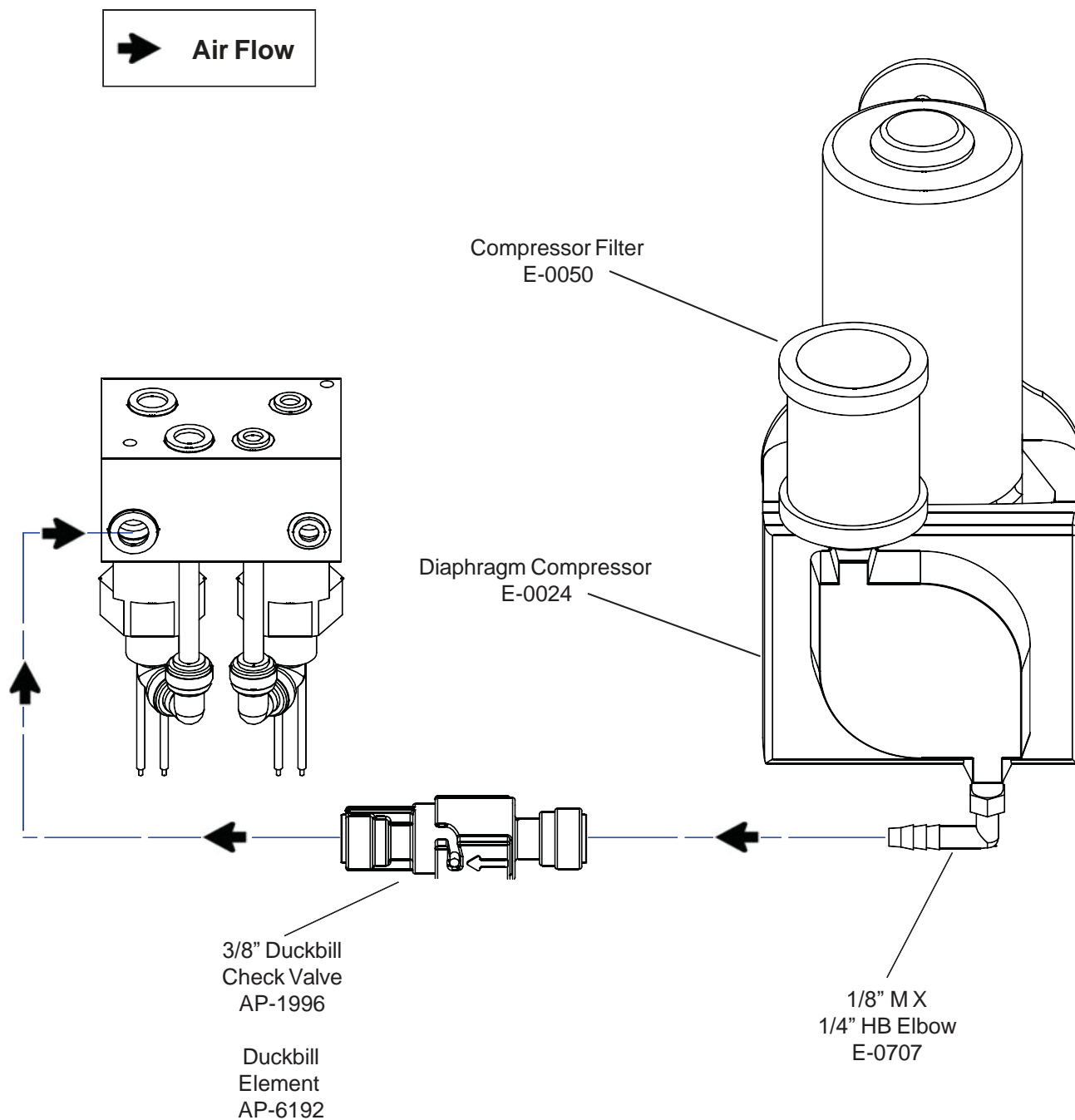
riChWay foam marker 3 Gallon tank



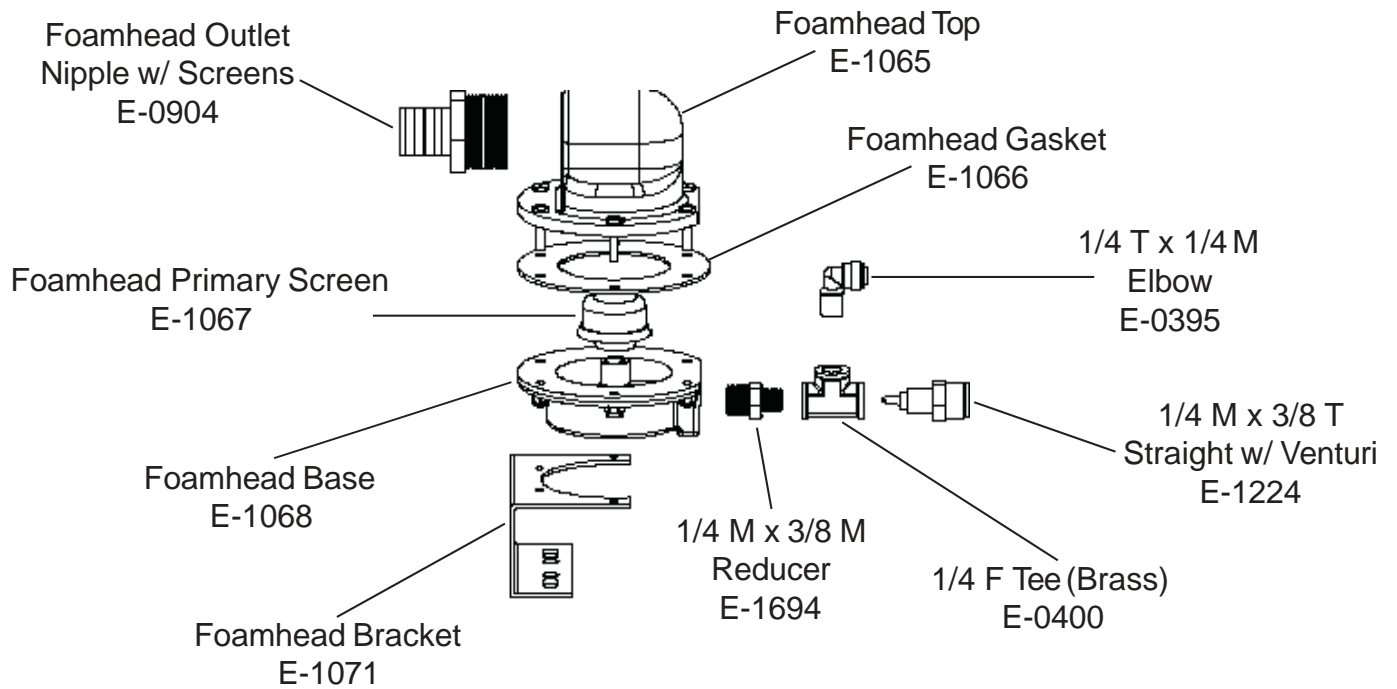
RichWay foam marker Liquid flow



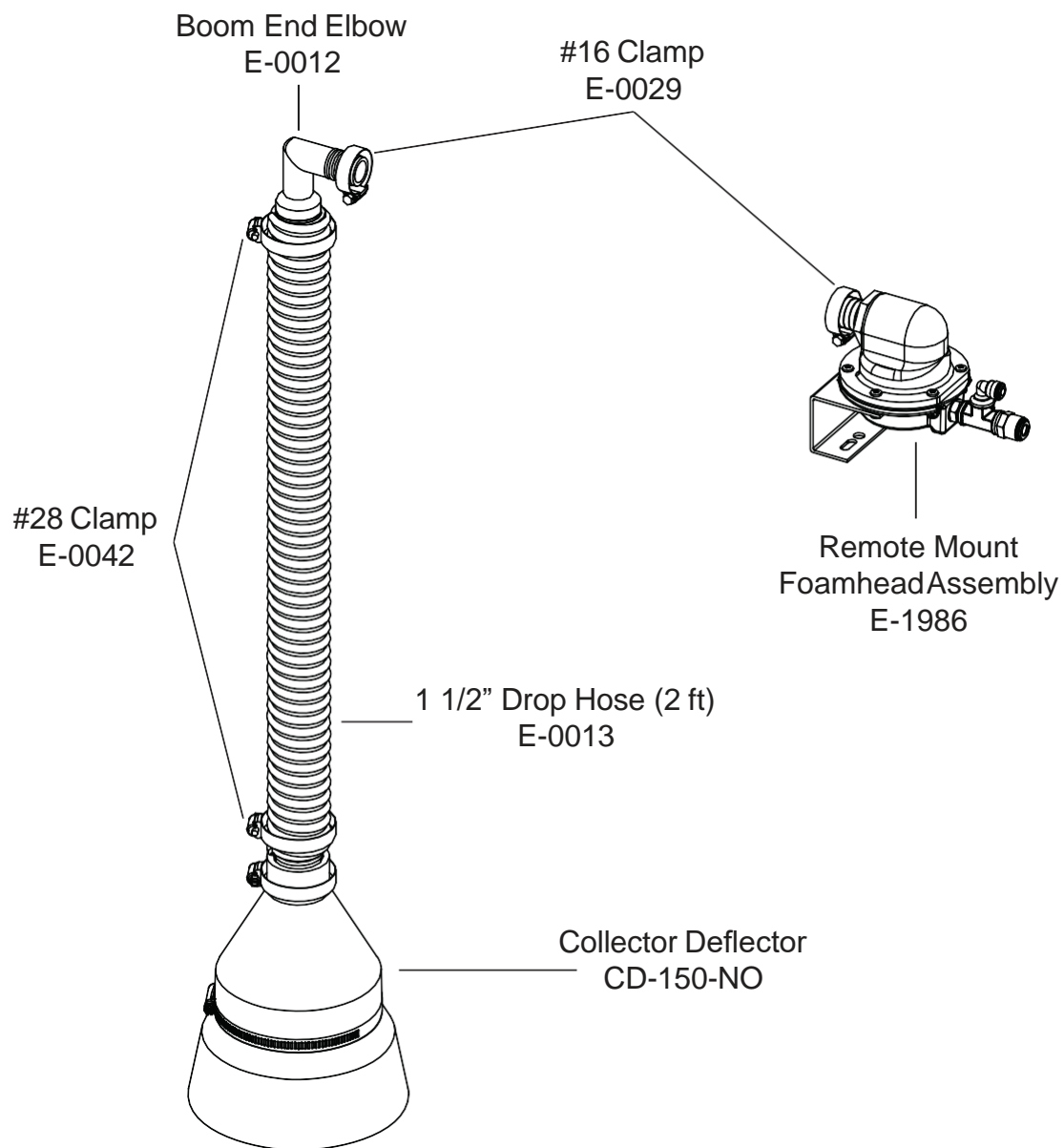
RichWay foam marker Compressor



RichWay foam Marker foamhead



RichWay foam marker Boom end



RichWay foam marker Wiring harness

Concentrate To Power unit

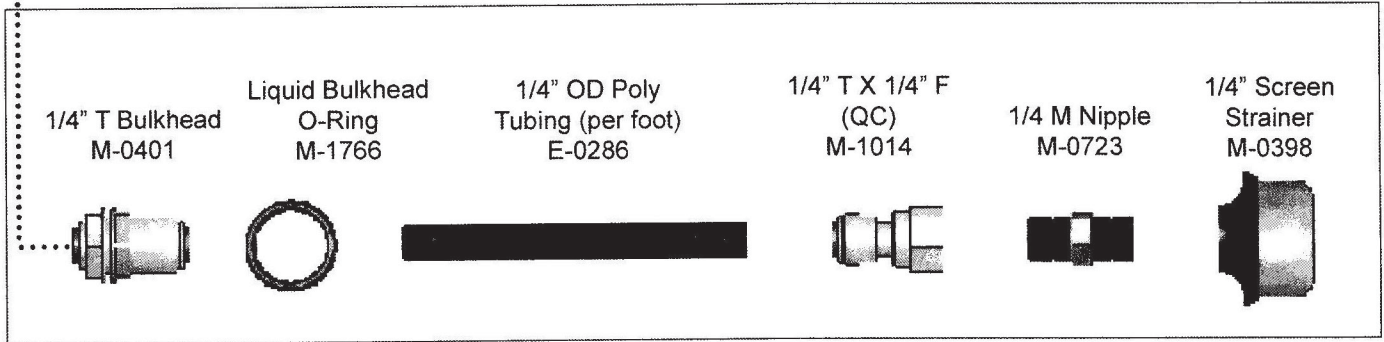
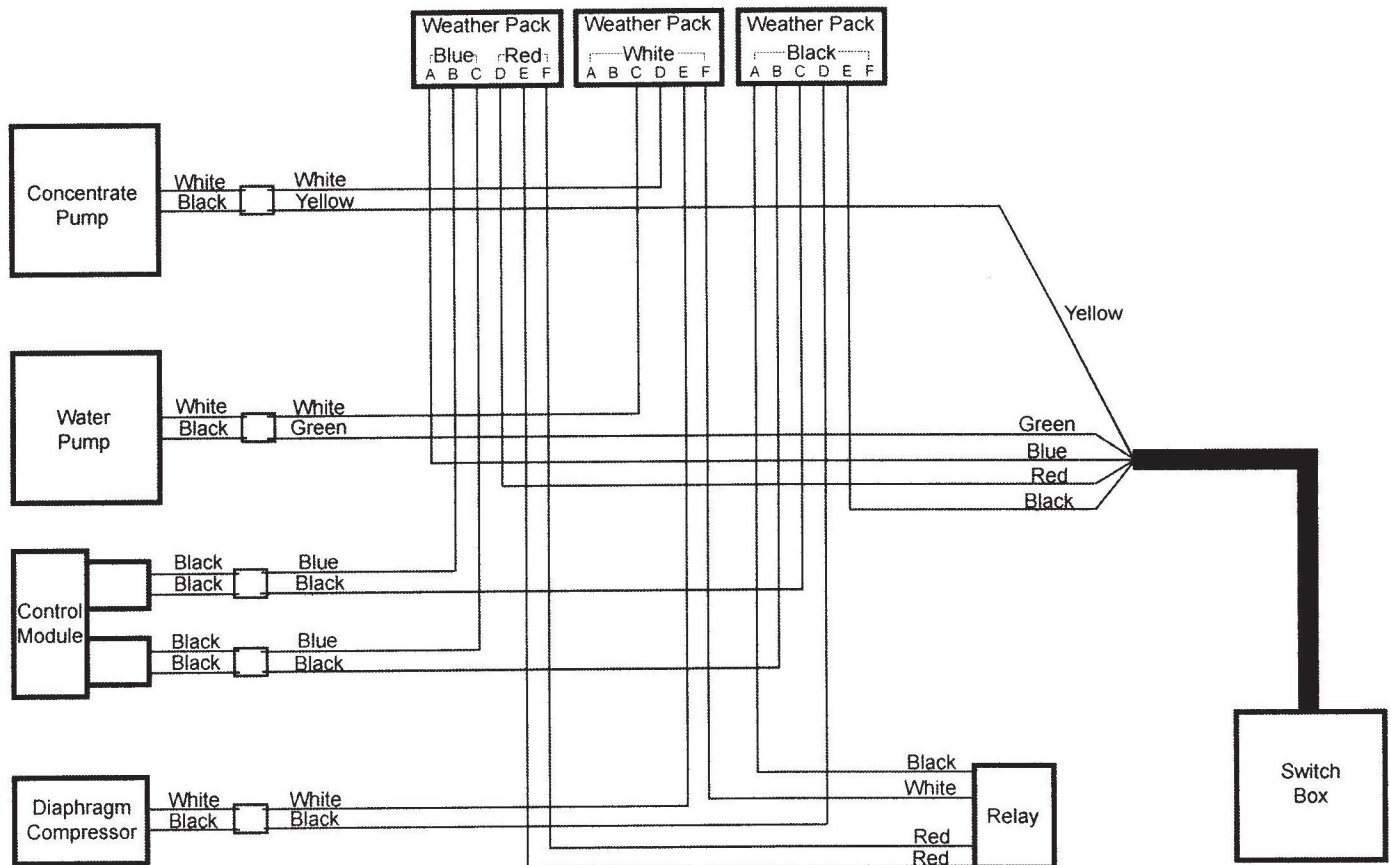
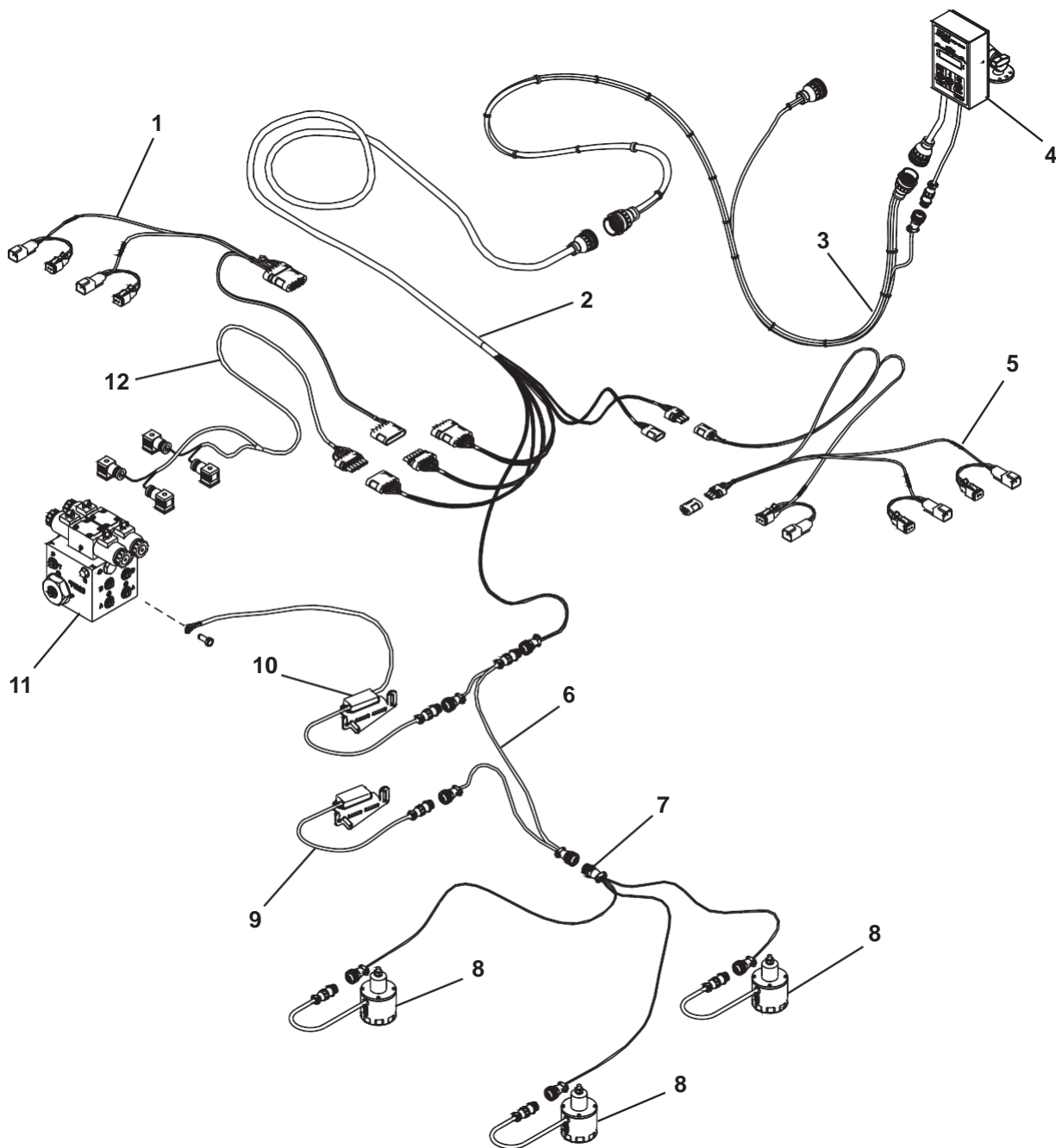


FIGURE 10 - Versa Trac Tank Components

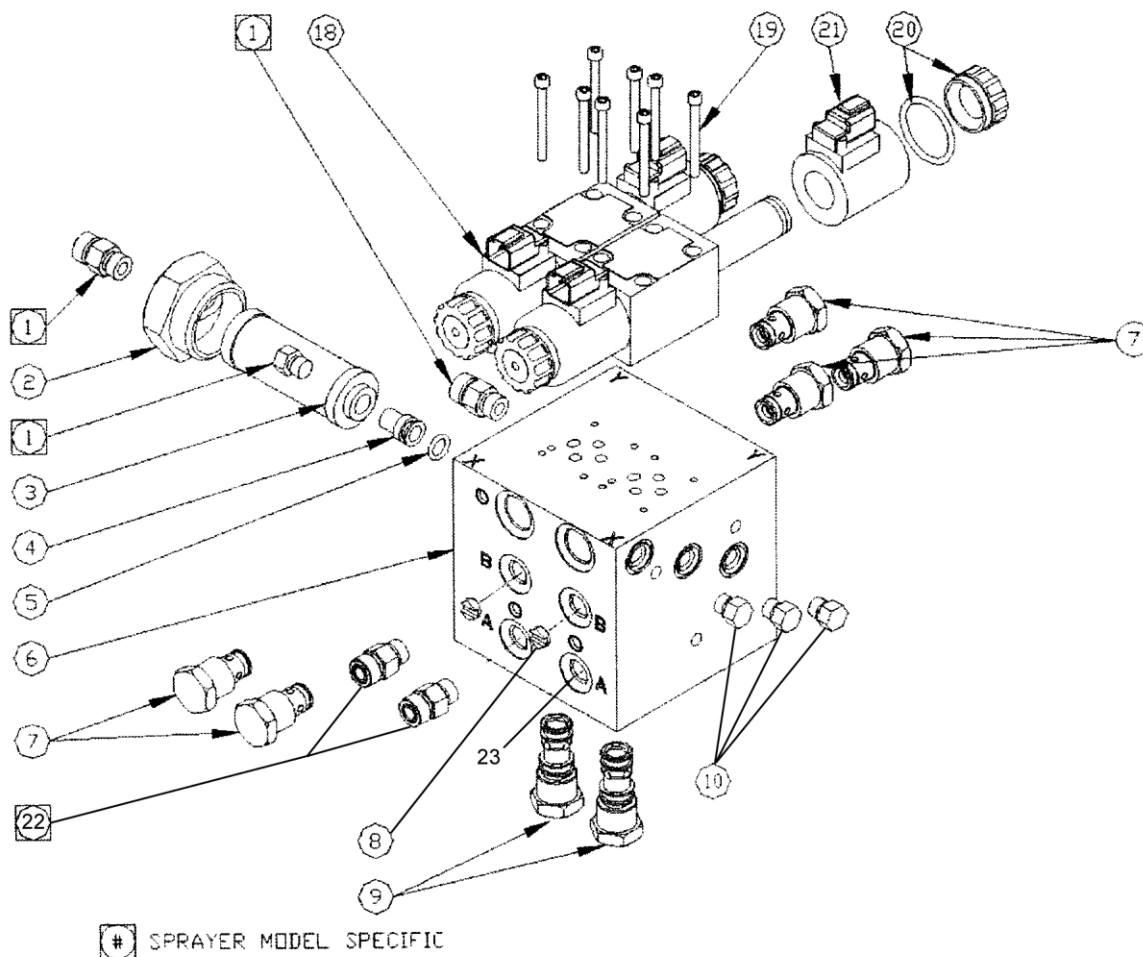
APPENDIX 4



noraC auto height Boom Control uC4+ kit layout

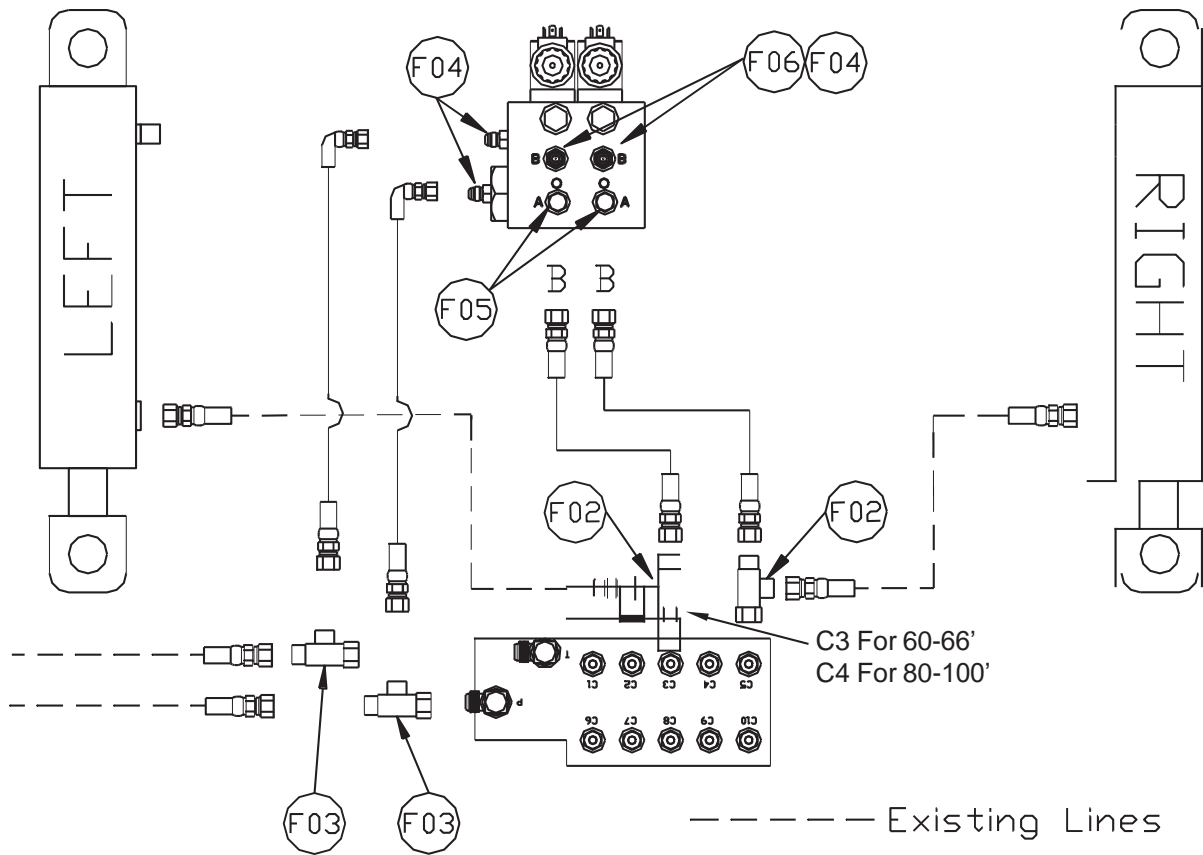


noraC hydraulic Valve Block



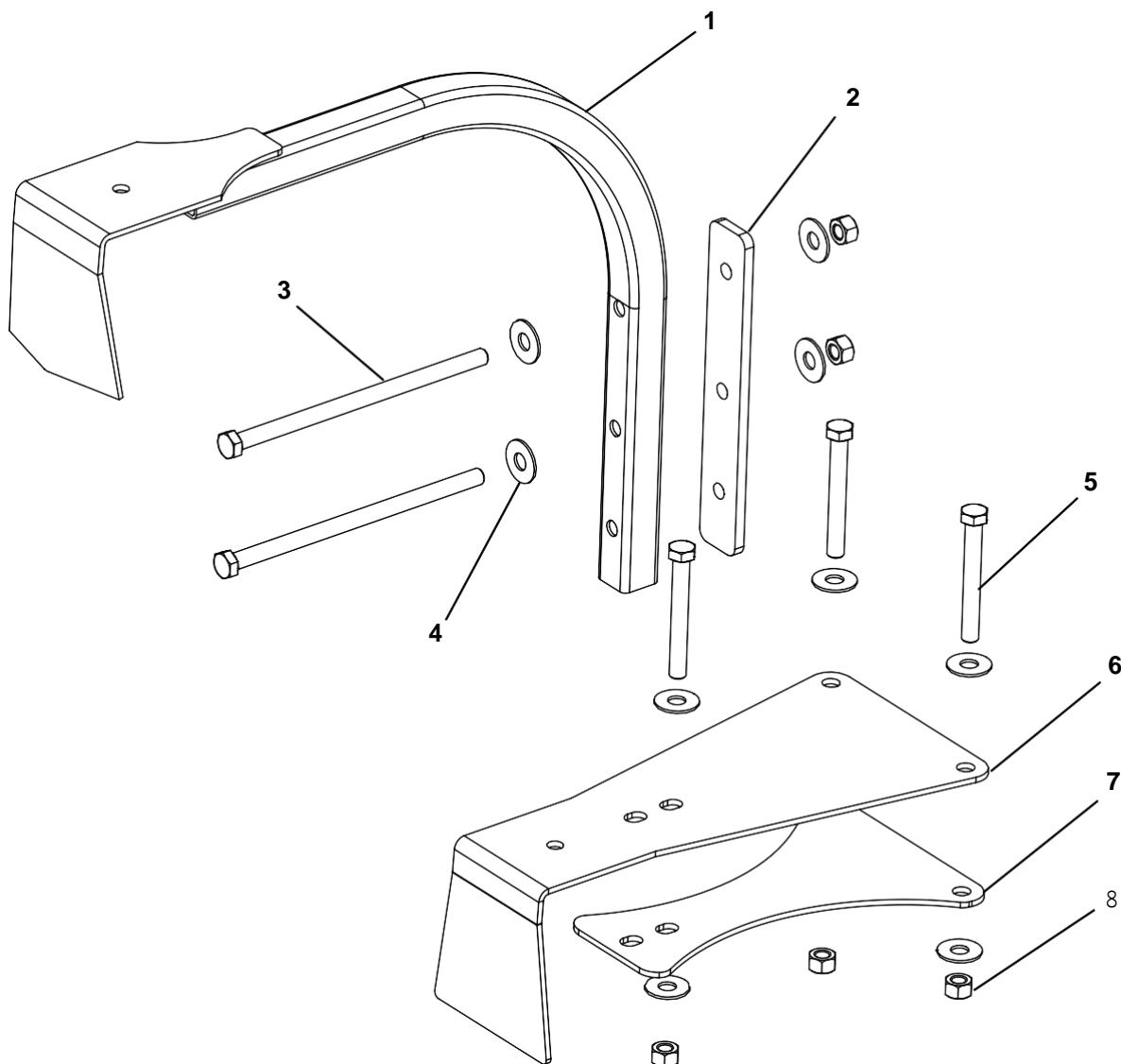
Item	Vendor Part #	Fast Part #	Description	Qty.	60 Ft.	80-90 Ft.	100 Ft.
1	W400-6-6		Hydraulic Coupling - Model Specific	2			
2	44897		Filler cap With 60RB Port	1			
3	104827		Hydraulic Filter Element, 3000 PSI in-line 10 Micron	1			
4	44896		Filter Insert	1			
5	104998		O-Ring 5/8 x 0.420 ID x 0.103	1			
6	44923		Valve Block2 Station Closed center	1			
7	104943		Hydraulic Check valve C-10-2	3			
8	44928		Orifice Insert 0.047	2			
9	104944		Check Valve Cartridge C-10-3S	2			
10	103381		Plug 4MBP	5			
18	105723		Hydraulic Valve 12V	1			
19	100739		Hex Socket Cap Screw 10-24 x 2"	8			
20	105948		Coil Nut & O-Ring For NORAC #10599 & 105723	4			
21	105926D		Coil 12V For NORAC #10599 & 105723	4			
21	105927		Coil 12V For NORAC DIN	4			
22	103312		Male Adapter 6MB-6MJ	2			
23	104369		Plug 6MBP	2			

noraC auto height Boom Control hydraulic Schematic uC4+ & uCs



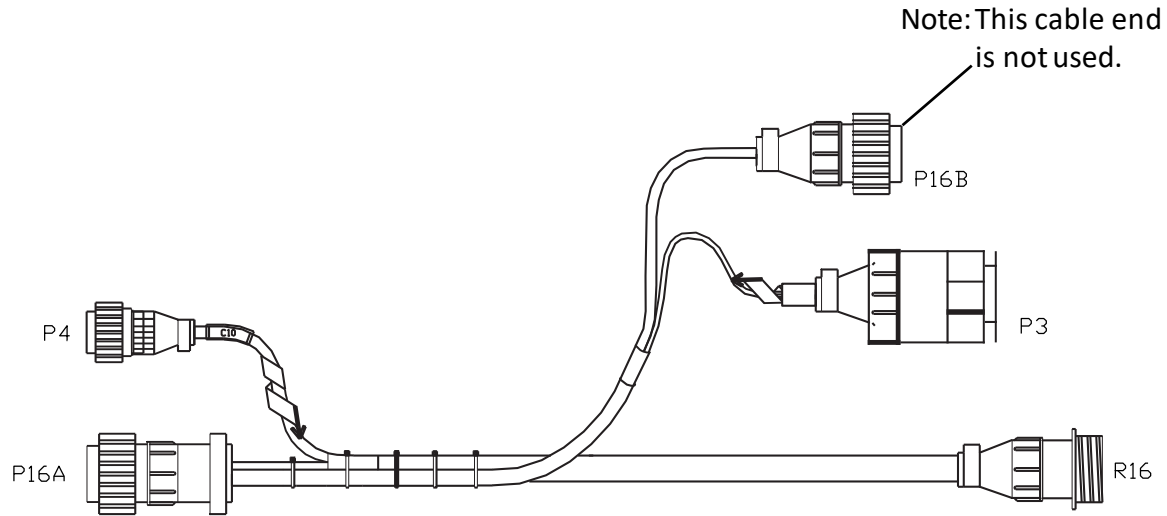
Item	Part Number	Name	Quantity	Picture
F02	105588	TEE ADAPTER - 4FJXR 4MJT	2	
F03	104632	TEE ADAPTER 8FJXR 8MJT	2	
F04	103312	MALE ADAPTER - 6MB 6MJ	4	
F05	104369	PLUG - 6MBP	2	
F06	44928	ORIFICE INSERT .047 IN ONE WAY	2	

noraC auto height Boom Control Brackets

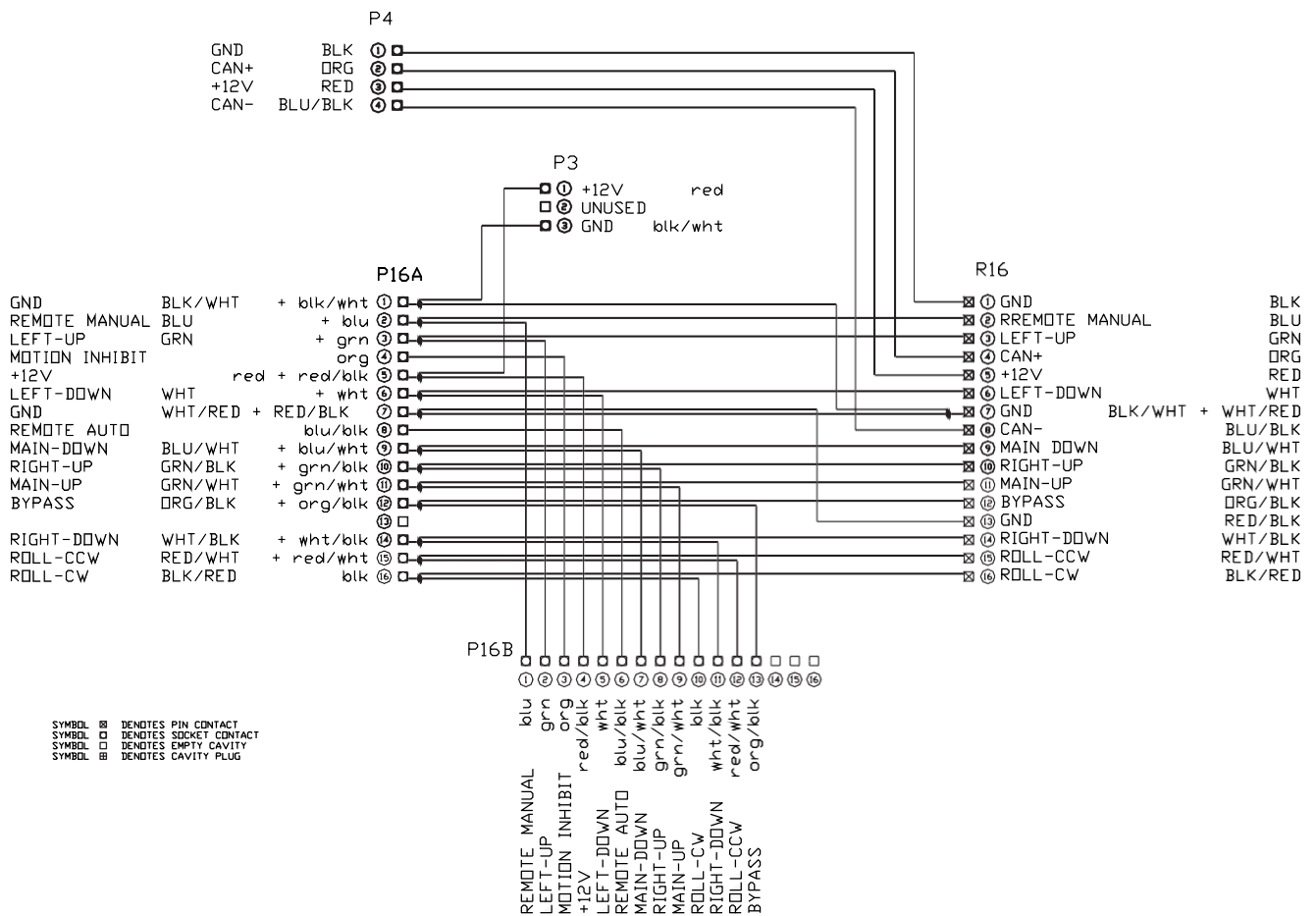


Item	Vendor Part #	Fast Part #	Description	Qty.	60 Ft.	80-90 Ft.	100 Ft.
1		11958	Bracket	1			
2		11952	Back Strap	1			
3		437	Hex Head Bolt 3/8 x 7"	2			
4		258	Flat Washer 3/8"	10			
5		132	Hex Head Bolt 3/8 x 3"	3			
6		14460	Bracket, Sensor	1			
7		14459	Plate, Lock	1			
8		237	Nut 3/8" Centerlock ZP	10			

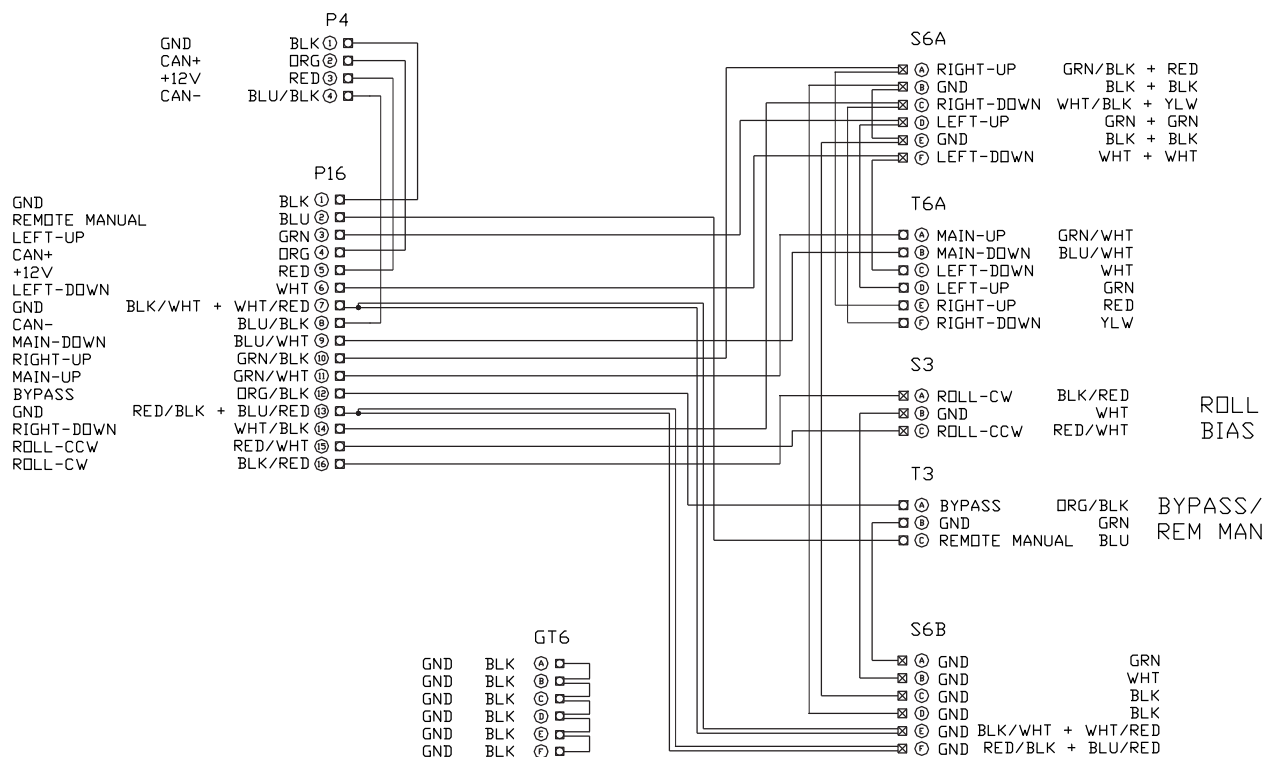
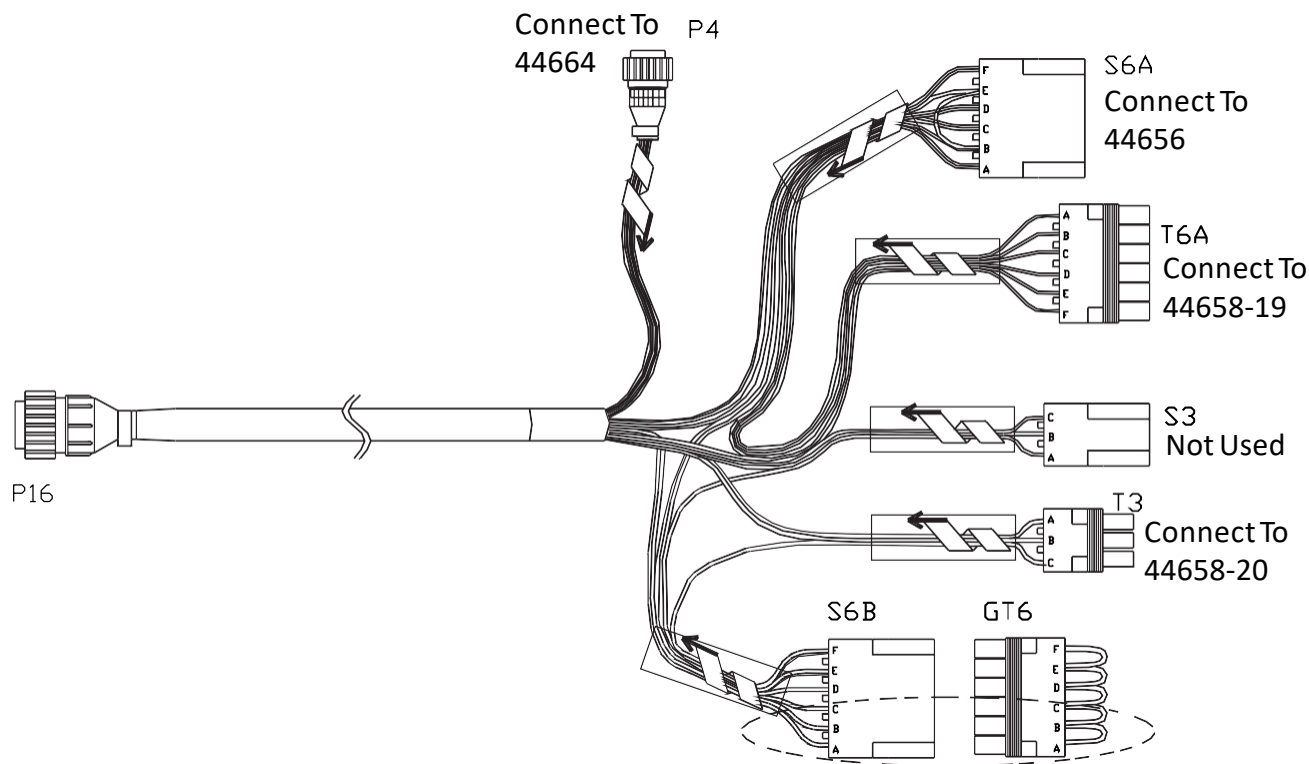
noraC auto height Boom Control harness



Note: This cable end is not used.

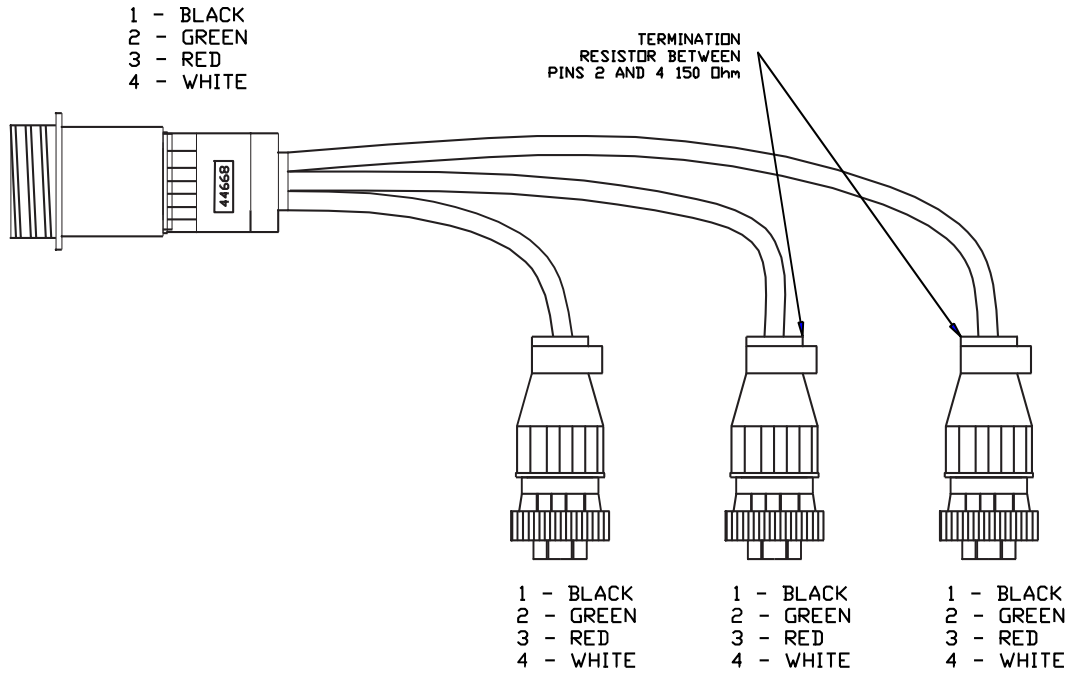


noraC auto height Boom Control extension harness

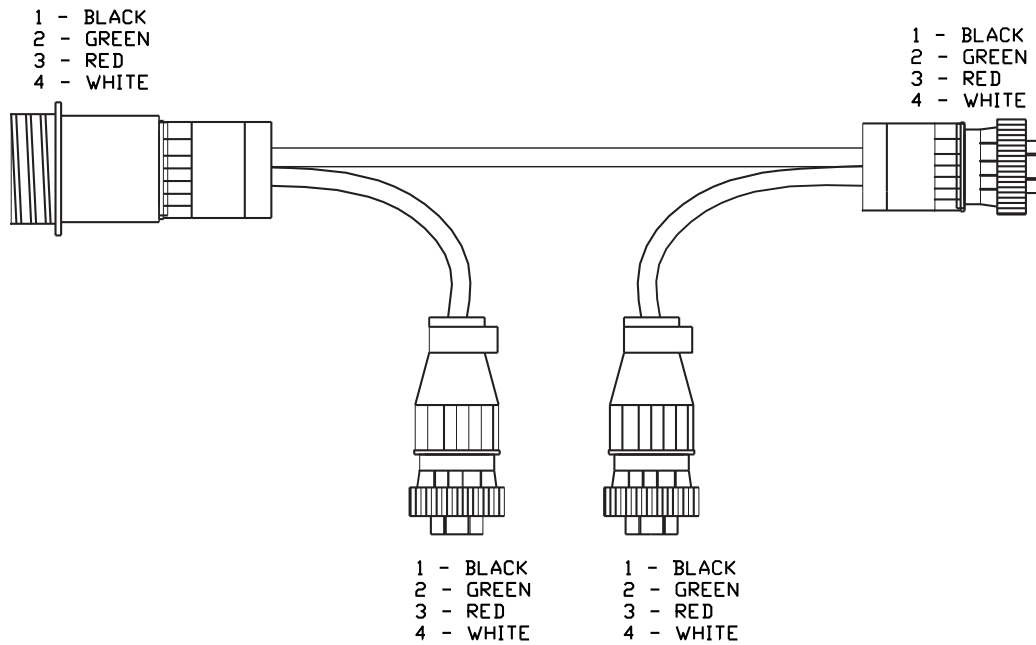


noraC auto height Boom Control Sensor Cables

ITEM C02: 44668 – SENSOR BRANCH CABLE



ITEM C02B: 44664 – CABLE UC4 CAN NODE DUAL




noraC auto height Boom Control Valve Cable

ITEM C03: 44656 – VALVE CABLE (VARIABLE RATE) DIN Terminal

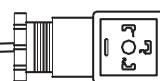
PIN	WIRE COLOR	FUNCTION
A	GREEN	RIGHT-UP
B	BLACK	GND
C	WHITE	RIGHT-DOWN
D	GREEN	LEFT-UP
E	BLACK	GND
F	WHITE	LEFT-DOWN




PIN	WIRE COLOR	FUNCTION
1	GREEN	LEFT-UP
2	BLACK	GROUND
3	NOT USED	NOT USED



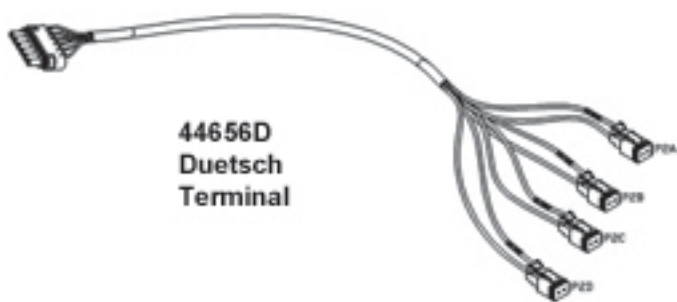

PIN	WIRE COLOR	FUNCTION
1	GREEN	RIGHT-UP
2	BLACK	GROUND
3	NOT USED	NOT USED



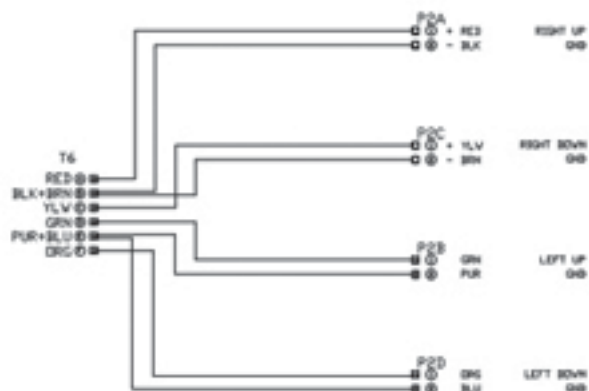
PIN	WIRE COLOR	FUNCTION
1	WHITE	LEFT-DOWN
2	BLACK	GROUND
3	NOT USED	NOT USED



PIN	WIRE COLOR	FUNCTION
1	WHITE	RIGHT-DOWN
2	BLACK	GROUND
3	NOT USED	NOT USED



RIGHT UP
GROUND
RIGHT DN
LEFT UP
GROUND
LEFT DN

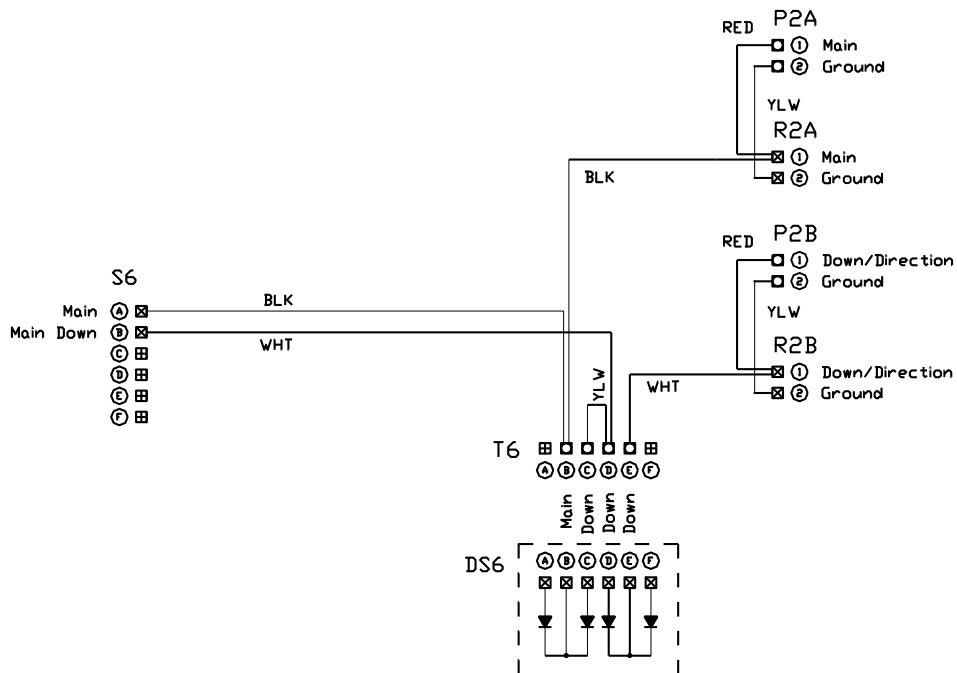
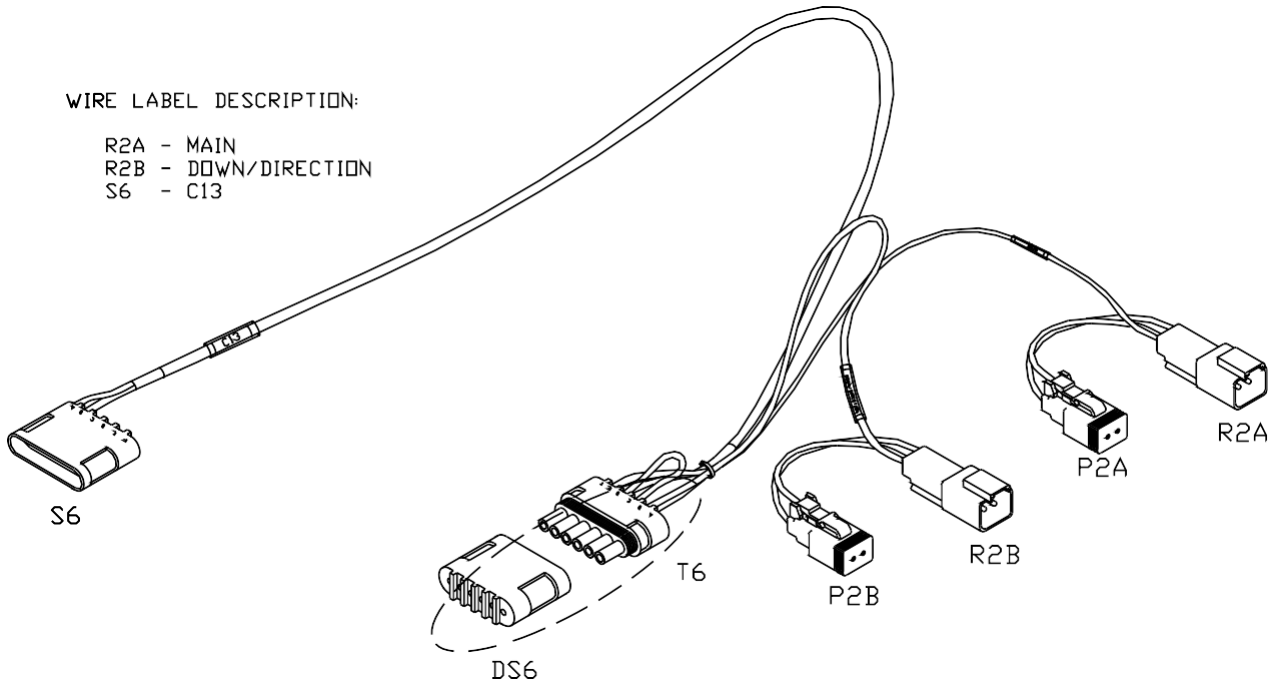


noraC auto height Boom Control main Interface CaBle

ITEM C13: 44658-19 – MAIN INTERFACE CABLE

WIRE LABEL DESCRIPTION:

- R2A - MAIN
- R2B - DOWN/DIRECTION
- S6 - C13

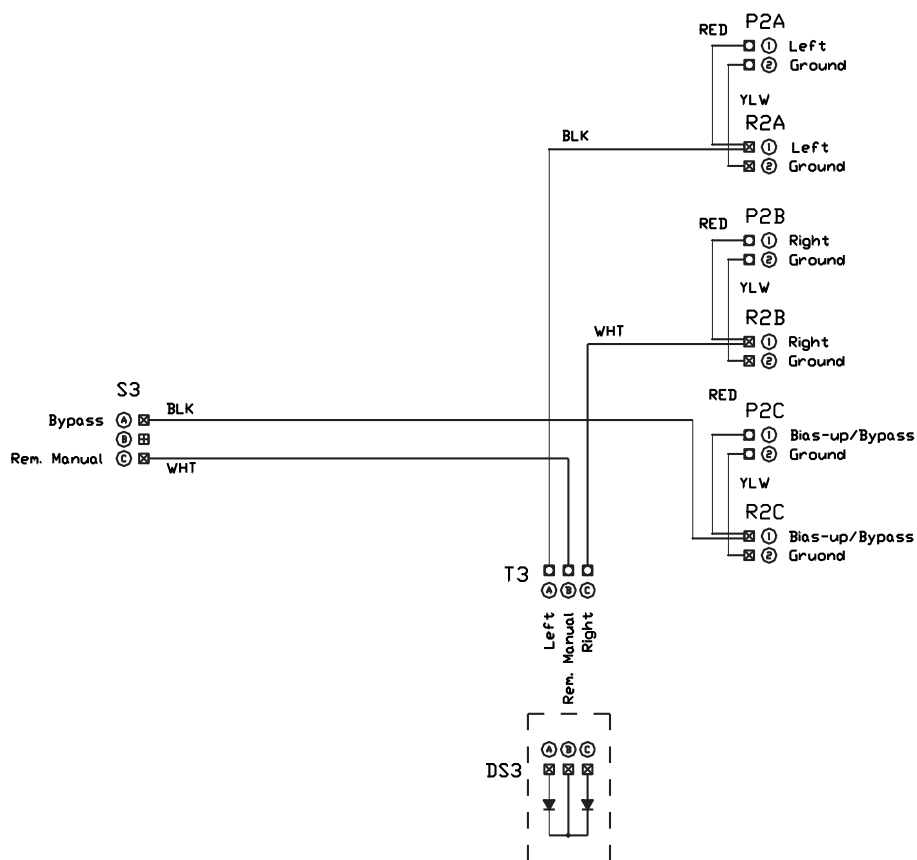
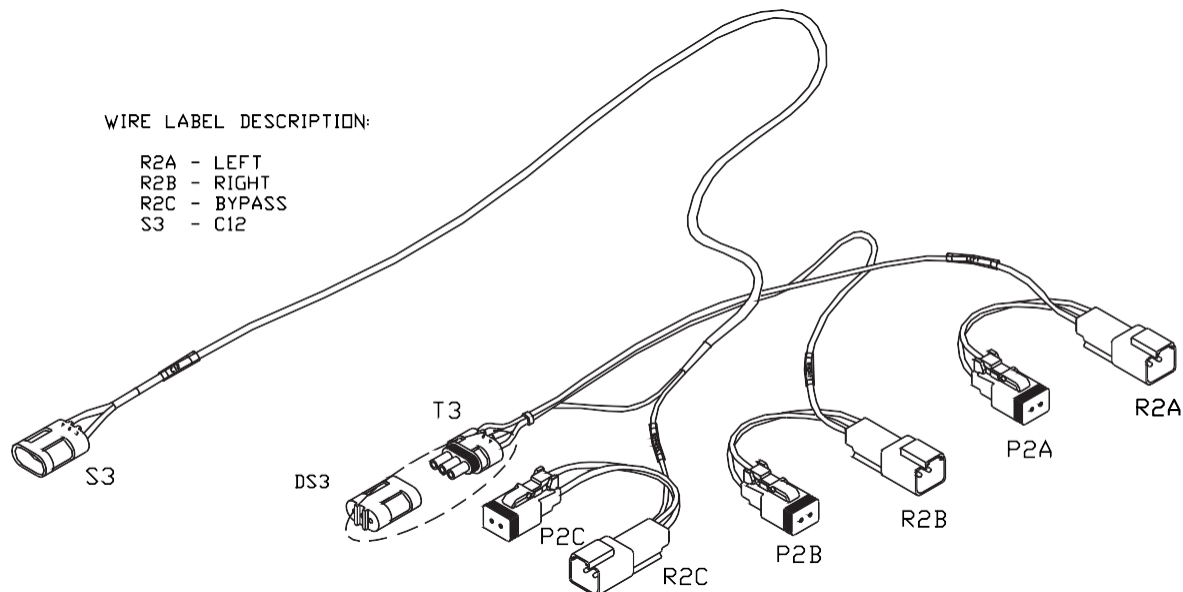


noraC auto height Boom Control Wing Interface Cable

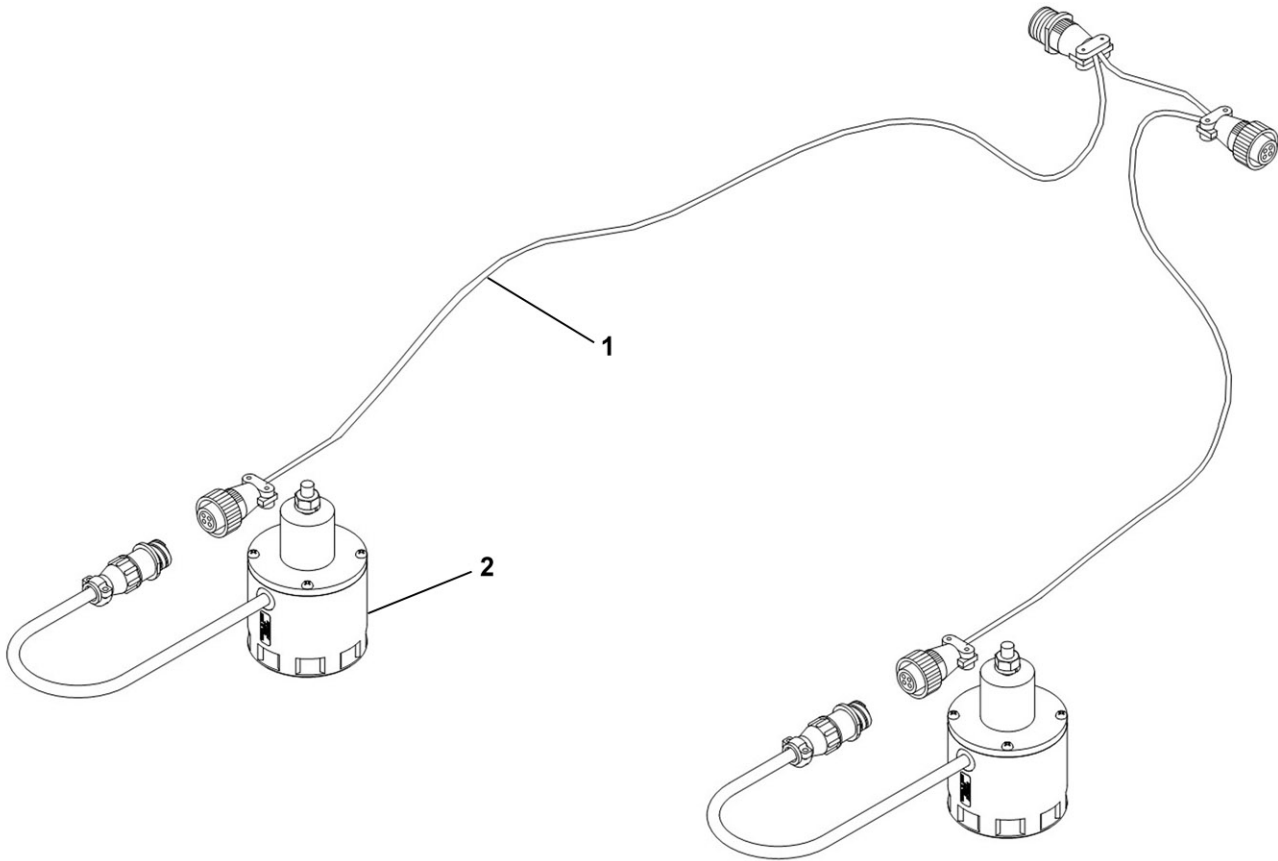
ITEM C12: 44658-20 – WING INTERFACE CABLE

WIRE LABEL DESCRIPTION:

- R2A - LEFT
- R2B - RIGHT
- R2C - BYPASS
- S3 - C12

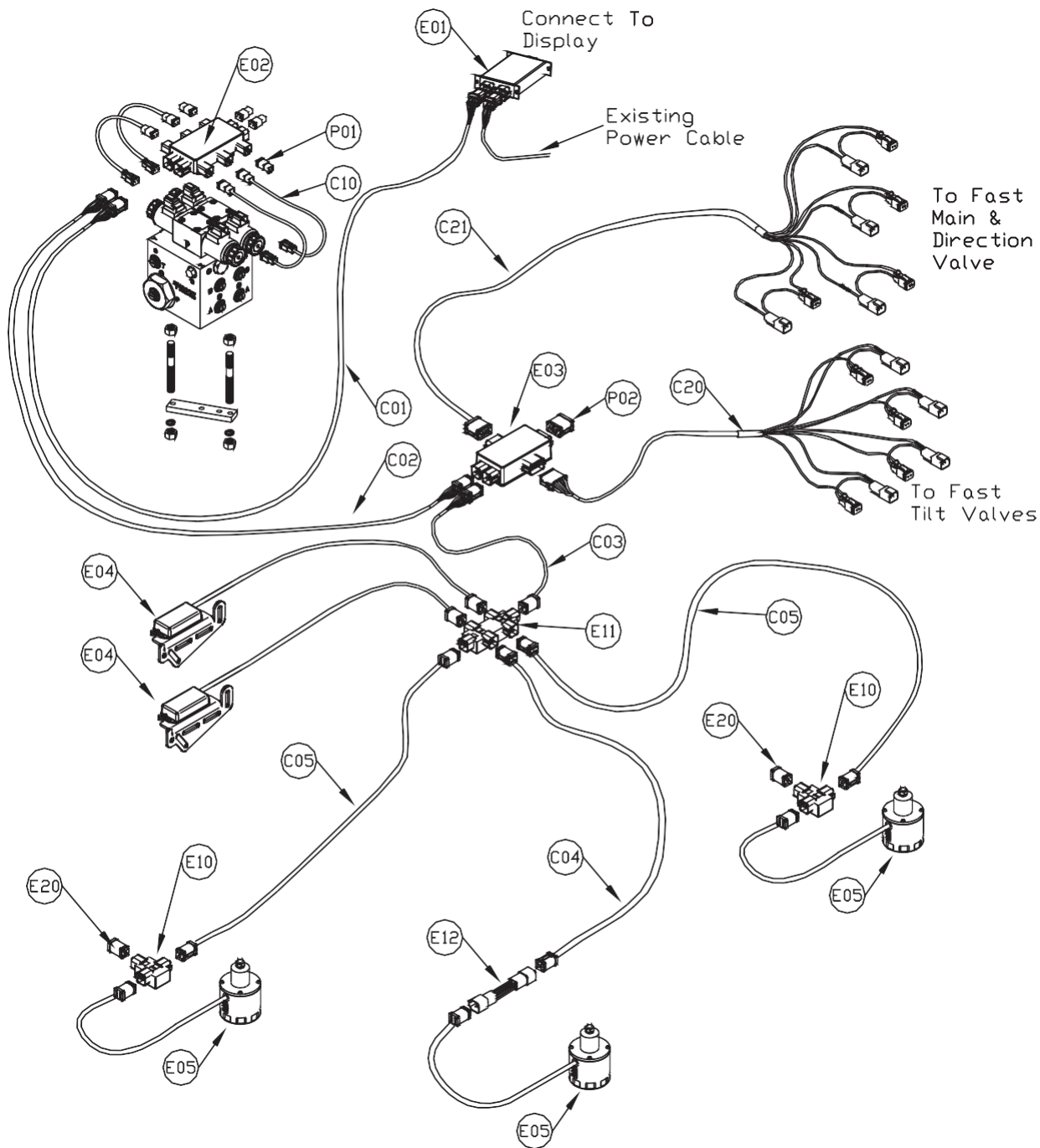


Severe terrain CaBLE UC4+



Item	Vendor Part #	Fast Part #	Description	Qty.	60 Ft.	80-90 Ft.	100 Ft.
1	44669		Cable Severe Terrain	1			
2	44631		Sensor UC4	2			


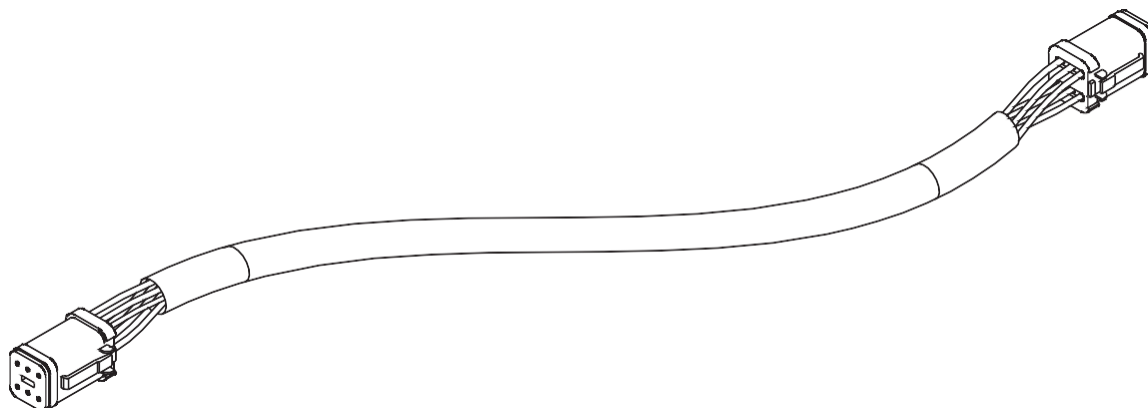
noraC auto height Boom Control uC5 kit layout




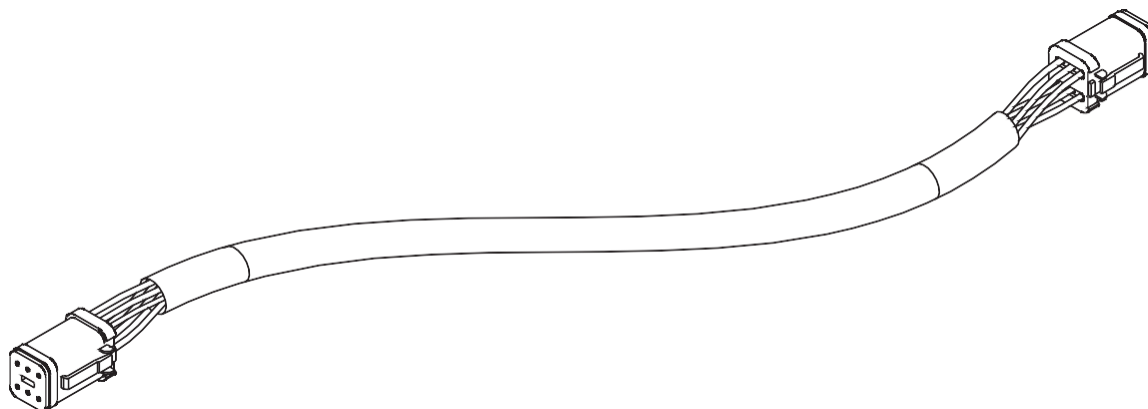
noraC auto height Boom Control uC5 Parts

ITEM#	PART #	DESCRIPTION
PO1	106034	CONNECTOR DEUTSCH DT06 2 CAVITY PLUG w/PLUGGED REAR SEAL
PO2	106035	CONNECTOR DEUTSCH DT06 12 CAVITY PLUG (A-KEY)w/PLUGGED REAR SEAL
C01	43220-01	CABLE,UC5 NETWORK 14 AWG 1M (3')
C01	43220-03	CABLE,UC5 NETWORK 14 AWG 3M (10')
C01	43220-05	CABLE,UC5 NETWORK 14 AWG 5M (16')
C01	43220-10	CABLE,UC5 NETWORK 14 AWG 10M (33')
C01	43220-15	CABLE,UC5 NETWORK 14 AWG 15M (50')
C01	43220-20	CABLE,UC5 NETWORK 14 AWG 20M (65')
C02	43210-01	CABLE,UC5 NETWORK 18 AWG 1M (3')
C02	43210-01	CABLE,UC5 NETWORK 18 AWG 3M (10')
C02	43210-01	CABLE,UC5 NETWORK 18 AWG 5M (16')
C02	43210-01	CABLE,UC5 NETWORK 18 AWG 10M (33')
C02	43210-01	CABLE,UC5 NETWORK 18 AWG 15M (50')
C02	43210-01	CABLE,UC5 NETWORK 18 AWG 20M (65')
C10	43230-01	CABLE,UC5 VALVE 2PIN DEUTSCH TO BLACK DIN
C10	43230-04	CABLE,UC5 VALVE 2PIN DEUTSCH TO 2PIN DEUTSCH
C20	43240-17	CABLE,UC5 INTERFACE TILT PIGTAIL VERSION
C21	43240-18	CABLE,UC5 INTERFACE MAIN PIGTAIL VERSION
C30	43250-04	CABLE,UC5 BATTERY PIGTAIL VERSION
E01	43710	UC5 CONTROLLER MODULE
E02	43720	UC5 VALVE MODULE
E03	42732	UC5 INPUT MODULE PASS THRU
E04	43740	UC5 ROLL SENSOR
E05	43750	UC5 ULTRASONIC SENSOR
E10	43760	UC5 NETWORK COUPLER 3-WAY
E11	43762	UC5 NETWORK COUPLER 6-WAY
E12	43764	UC5 NETWORK COUPLER 2-WAY
E20	43780	UC5 NETWORK TERMINATOR PLUG
AL4100562	631909	AGLEADER UNLOCK CODE 4100562
54VTGS22600	631910	JOHN DEERE 2600 UNLOCK CODE 54VTGS22600
ECHO-DT1		NORAC ECHO UC5 CONSOLE


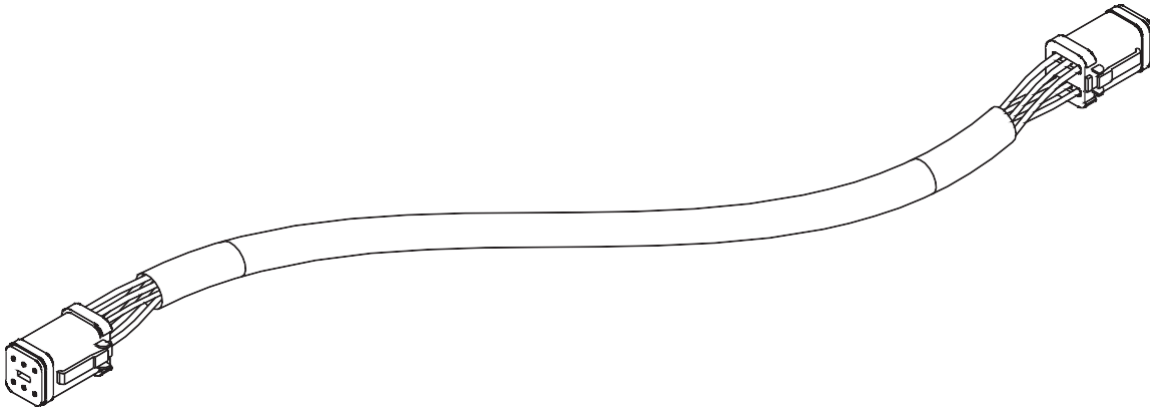
Item C01: 43220-10a - CaBle uC5 netWork 14 aWG - 10m




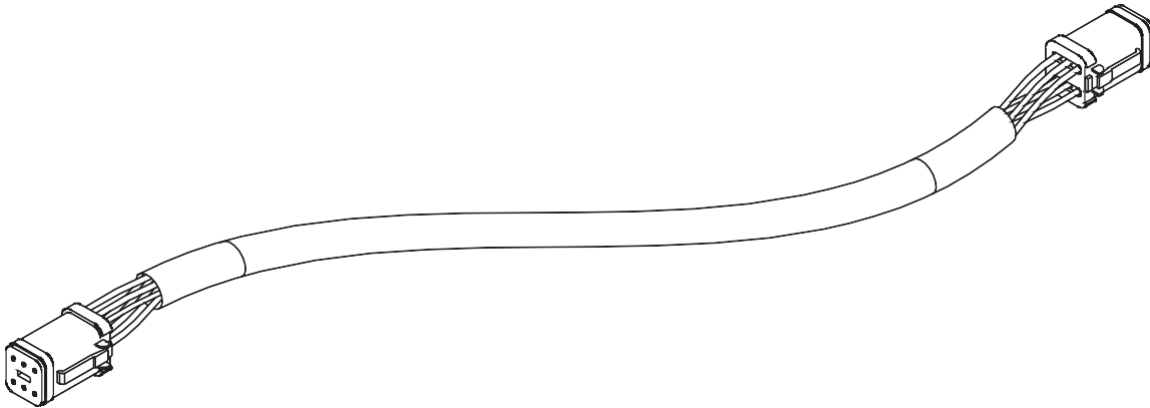
Item C02: 43220-01a - CaBle uC5 netWork 14 aWG - 1m




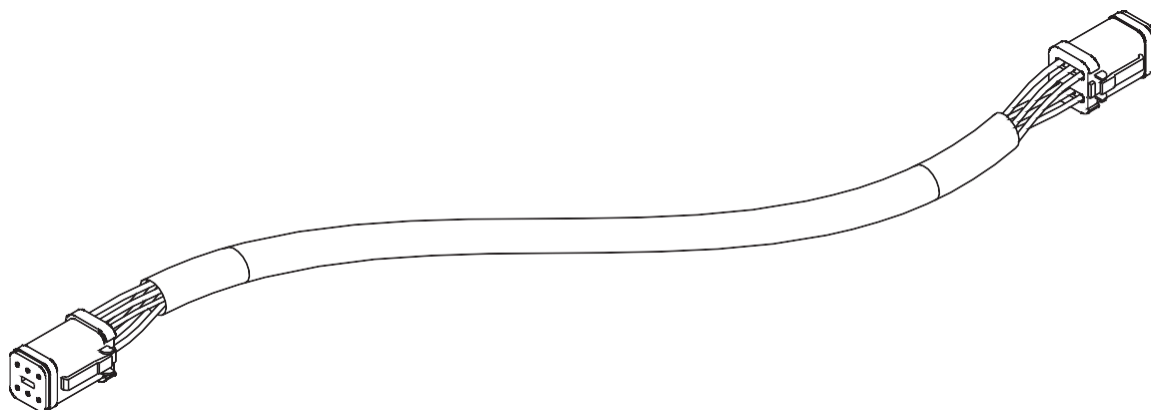
Item C03: 43210-03a - CaBle uC5 netWork 18 aWG - 3m




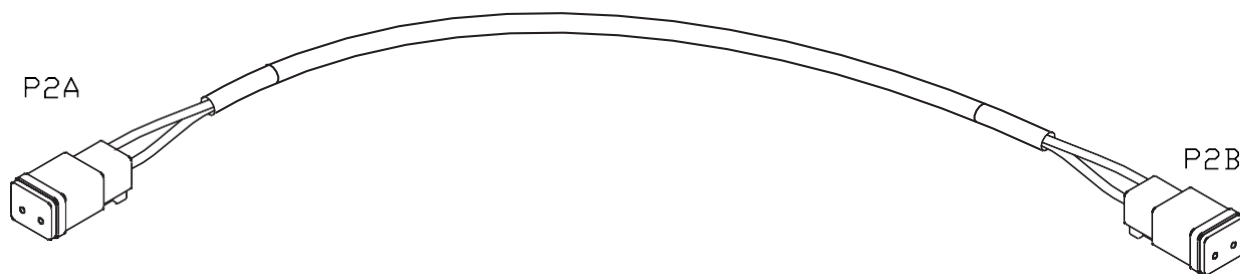
Item C04: 43210-01a - CaBle uC5 netWork 18 aWG - 1m



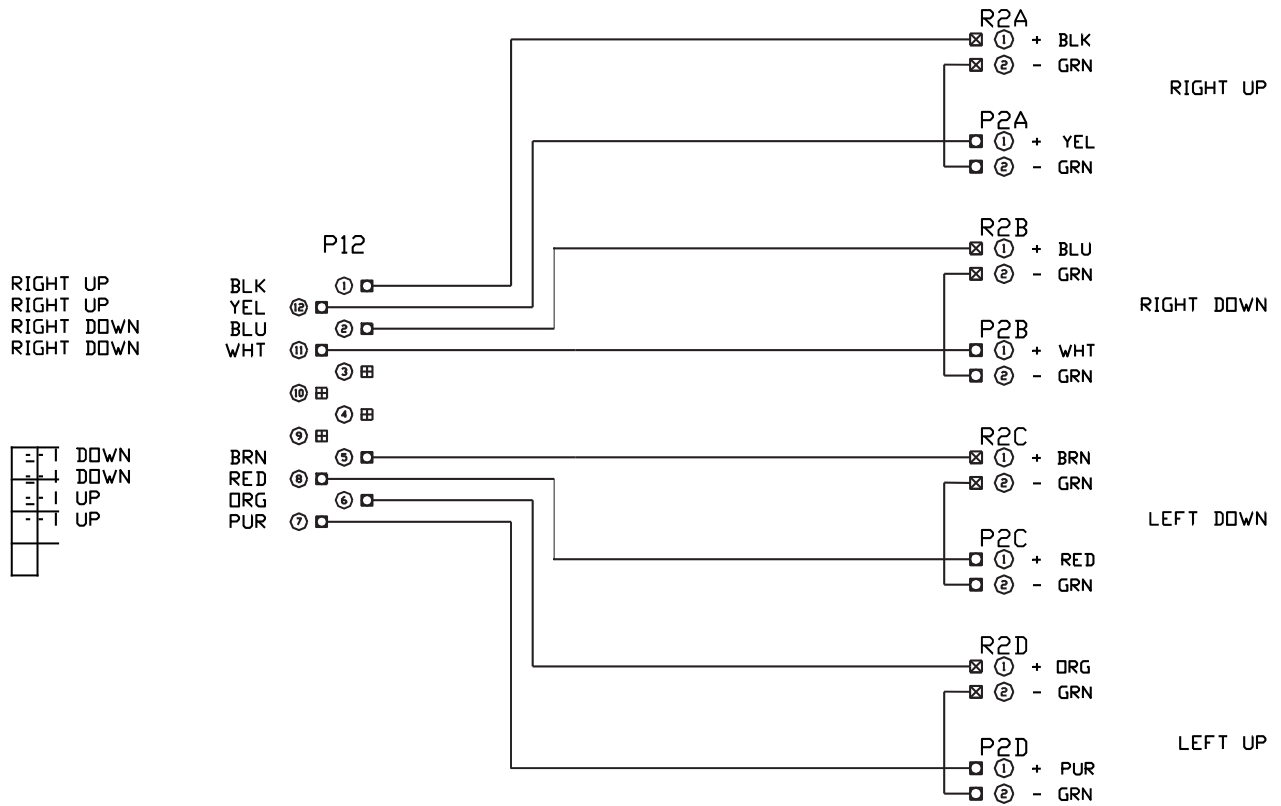
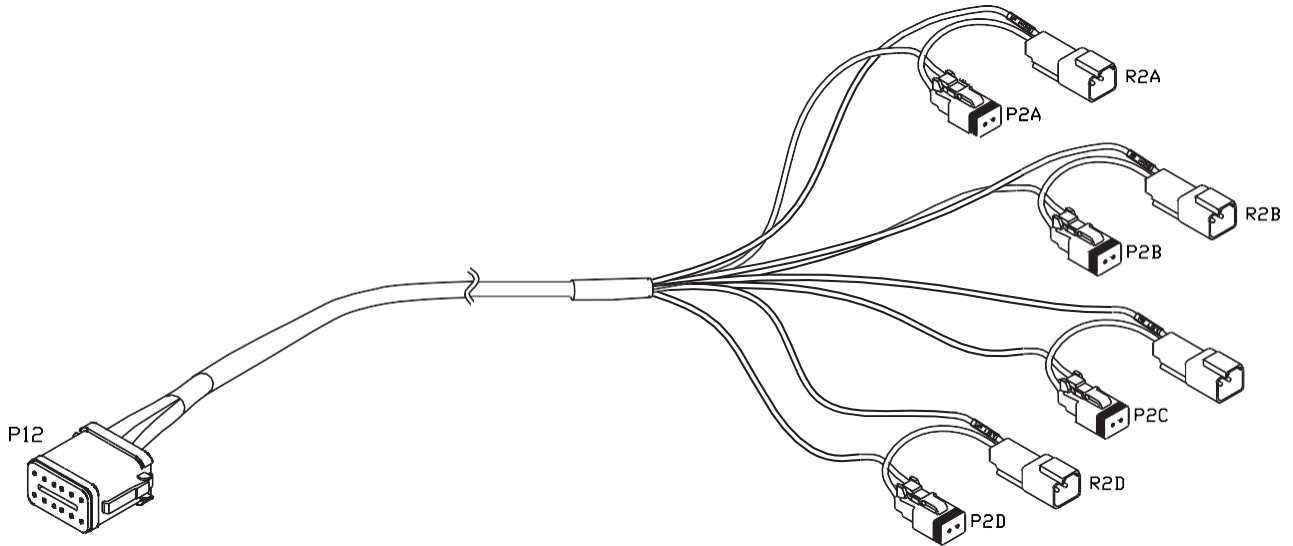
Item C05: 43210-20a - CaBLE uC5 netWork 18 aWG - 20m



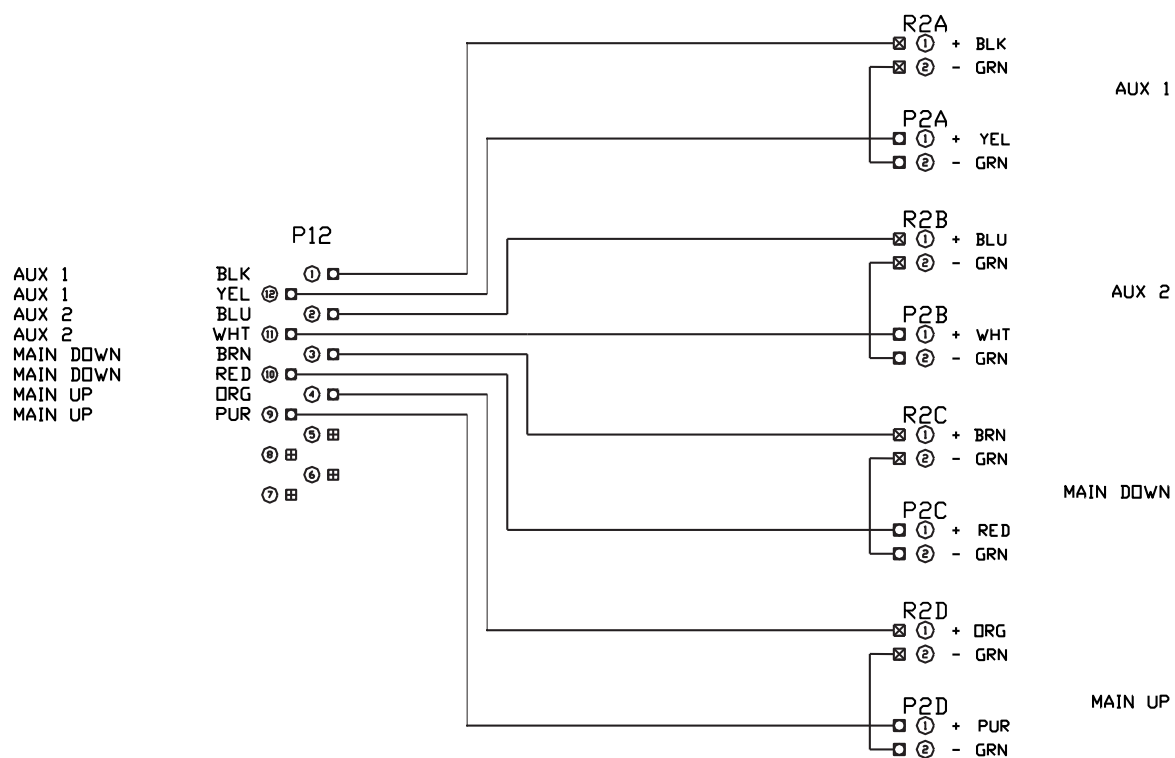
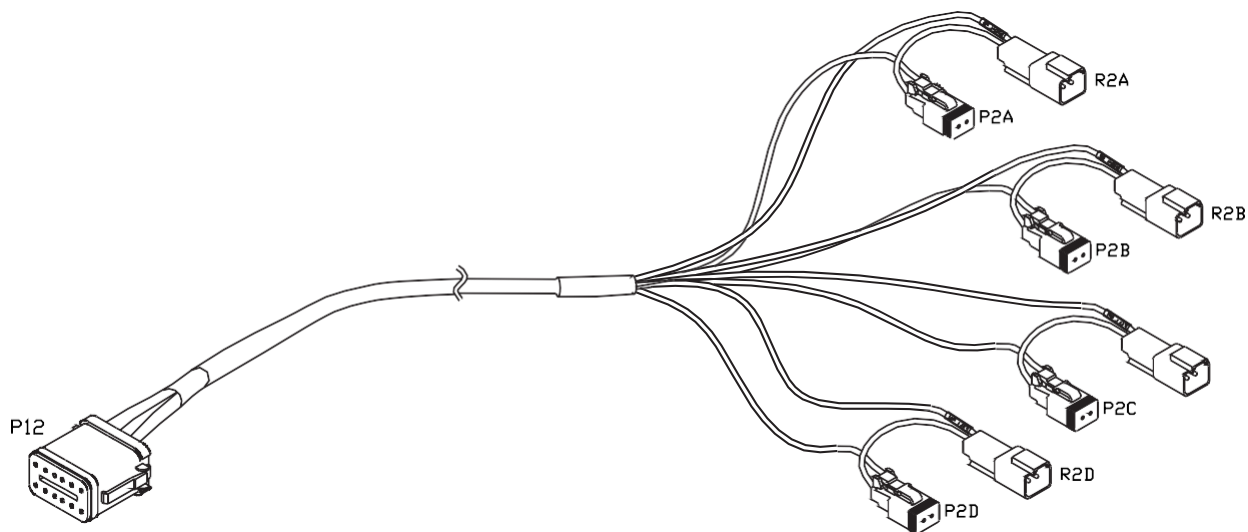
Item C10: 43230-04a - CaBLE uC5 valve dt to dt



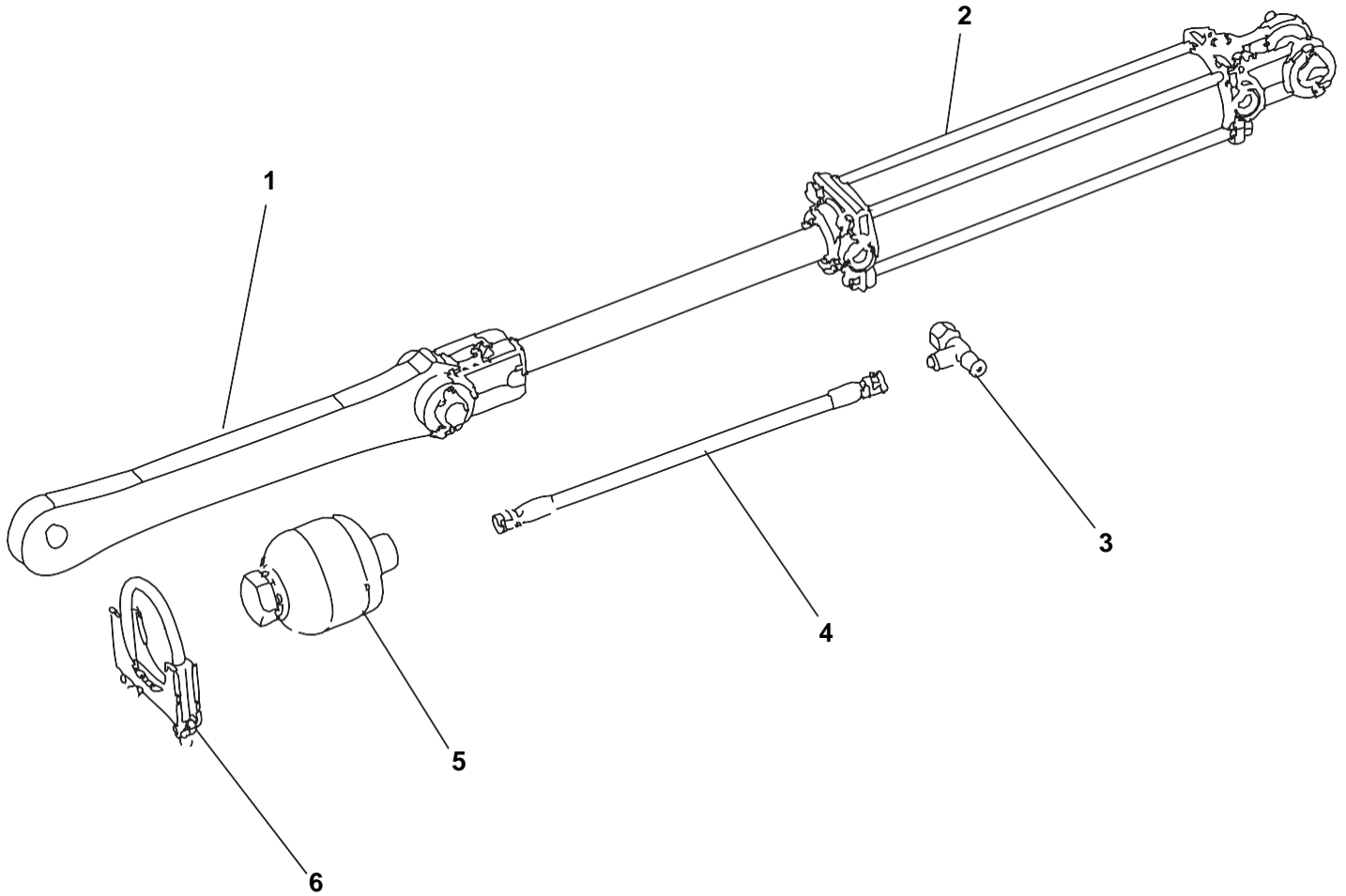
Item C20: 43240-01B - Cable uC5 Interface tilit dt



Item C21: 43240-07B - CaBle uC5 InterfaCe main d t (Wlth aux 1 & 2)

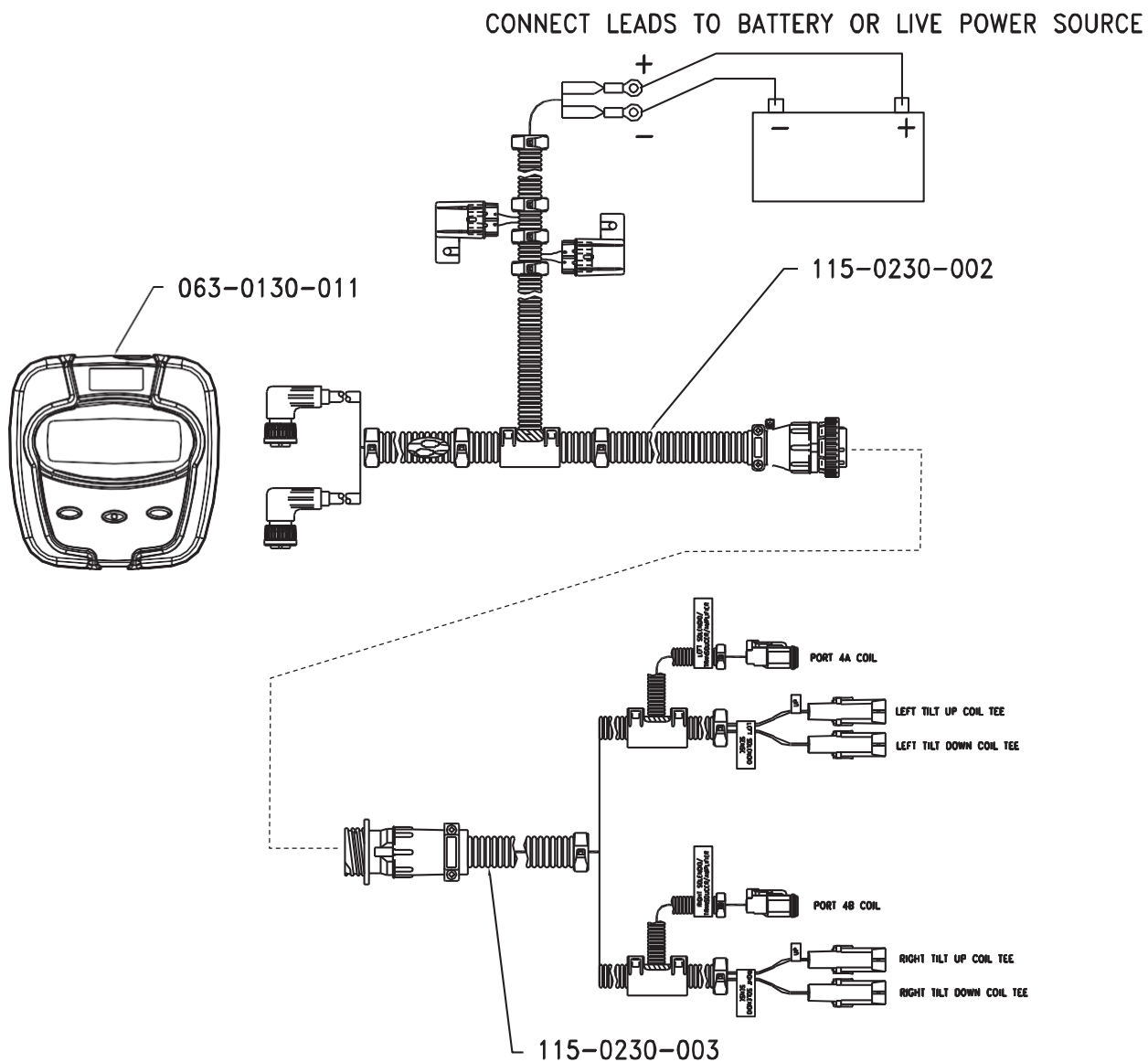


Wing tilt Options

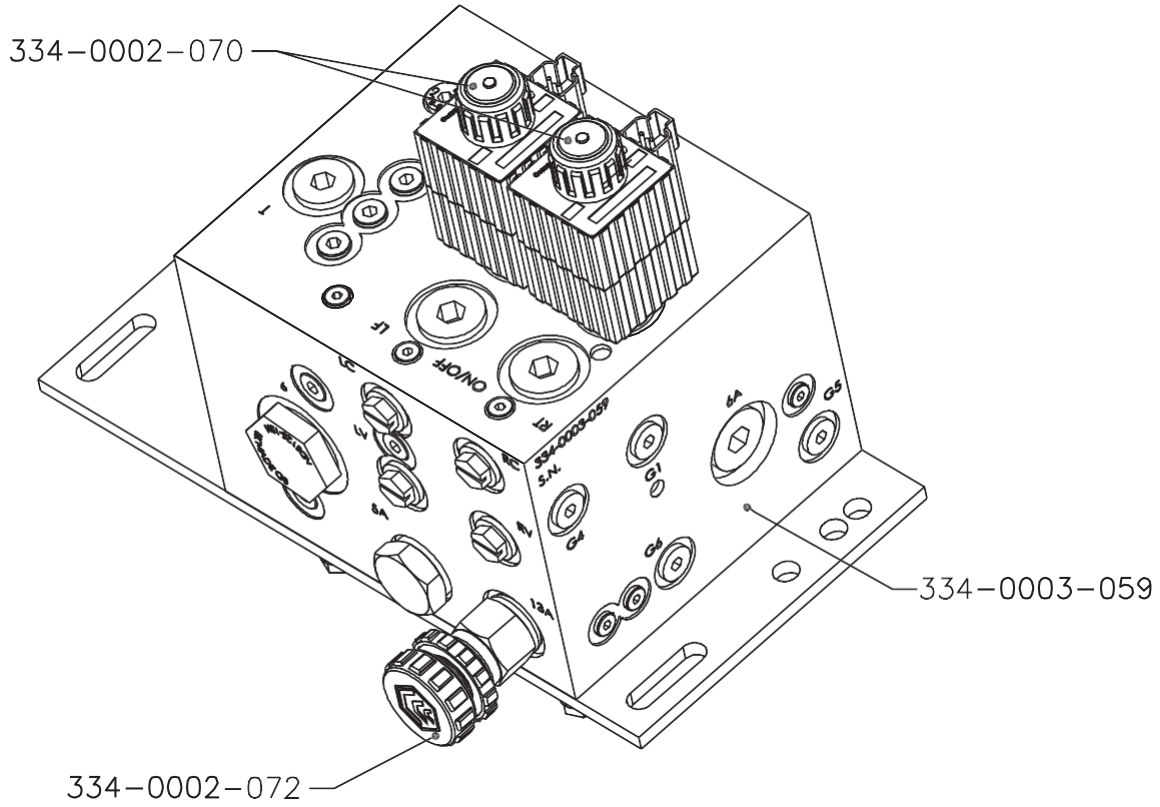


Item	Vendor Part #	Fast Part #	Description	Qty.	60 Ft.	80-90 Ft.	100 Ft.
			Cushioned Tilt				
1		14088	Link, Norac	1			
2		620022	Cylinder 25TD10-112 60-90' Wings	1	1	1	
2		620020	Cylinder 30TD10-125 100' Wings				1
3		610027	Tee JIC #6	1			
4		600018	Hose, Hydraulic 3/8 x #6 JIC	1			
5		630002	Accumulator 21 CU"	1			
6		540033	Clamp 3.5 Accumulator	1			
			Non-Cushioned Tilt				
1		14088	Link, Norac	1			
2		620022	Cylinder 25TD10-112 60-90' Wings		1	1	
2		620020	Cylinder 30TD10-125 100' Wings				1

PowerGlide Wiring Schematic

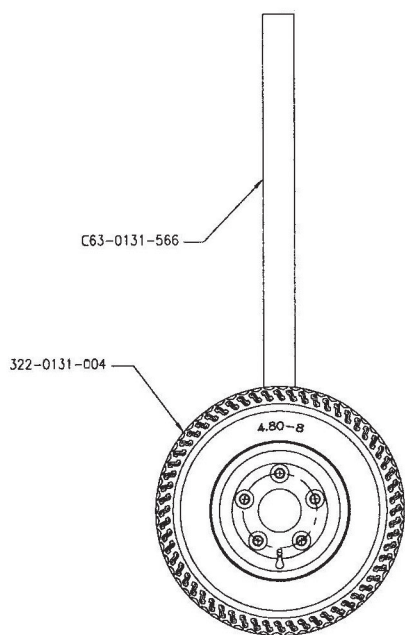


PowerGlide hydraulic Block

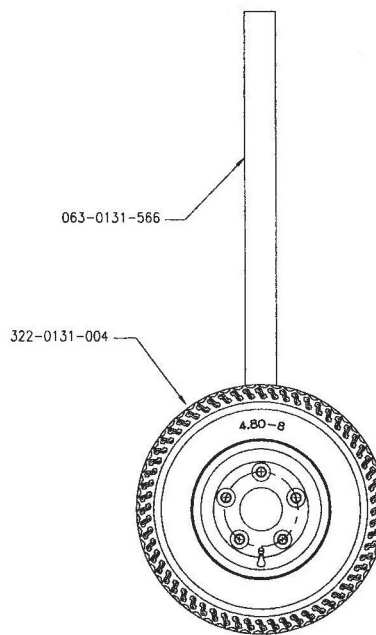


PowerGlide Solid axle

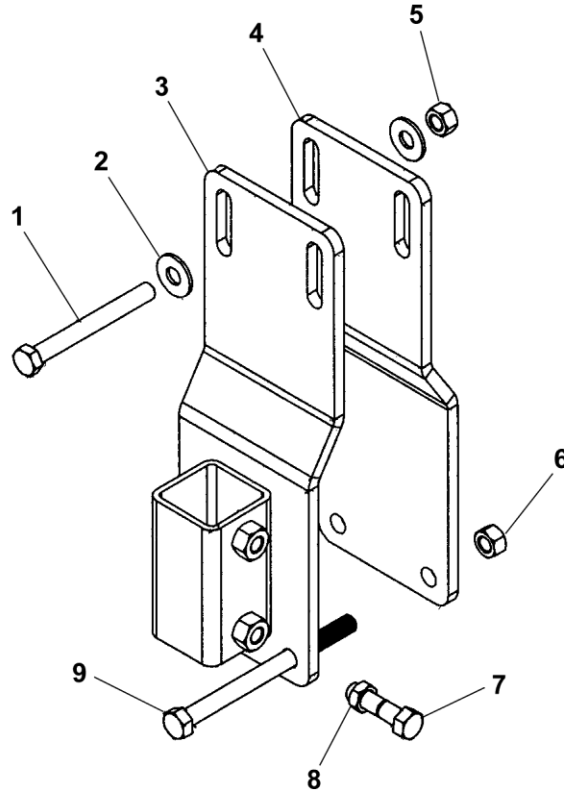
LEFT SIDE
WHEEL ASSEMBLY



RIGHT SIDE
WHEEL ASSEMBLY

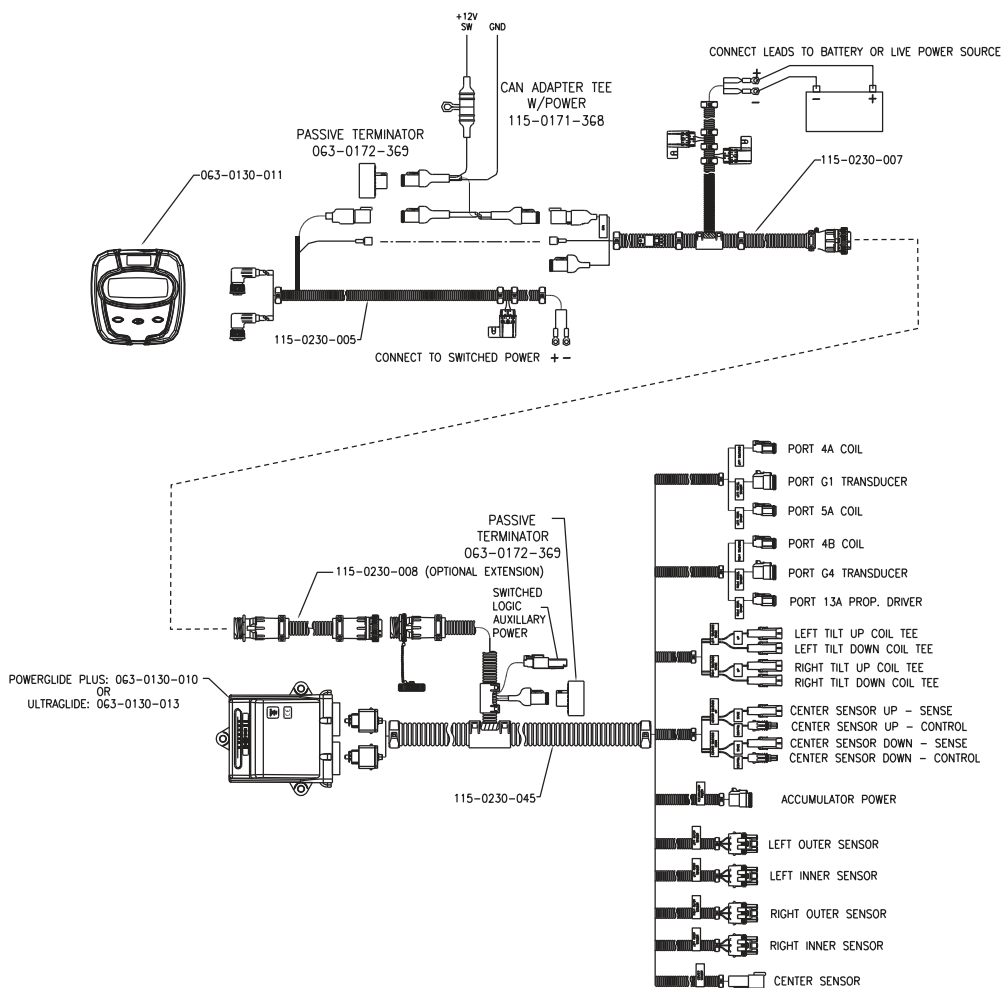


PowerGlide & PowerGlide Plus mounting Brackets

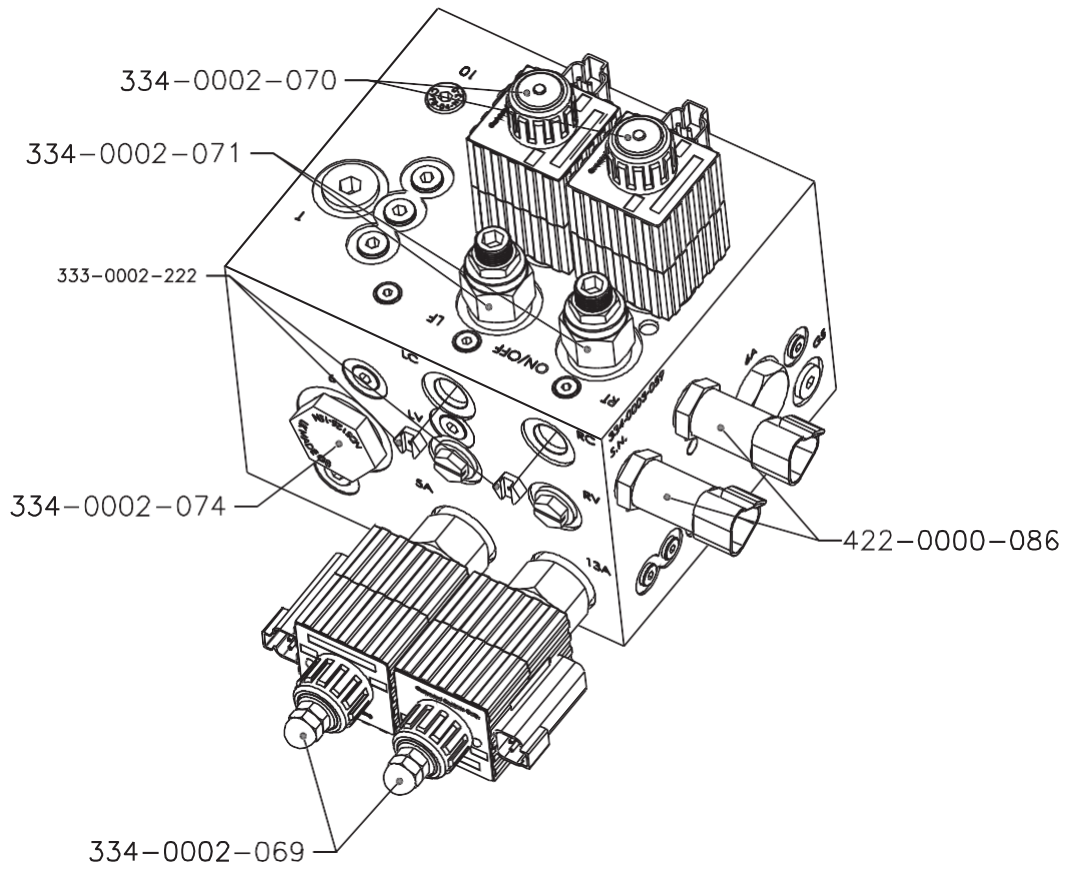


Item	Vendor Part #	Fast Part #	Description	Qty.	60 Ft.	80-90 Ft.	100 Ft.
1		159	Bolt Hex, 1/2 x 4-1/2" GR5 Zp	2			
2		260	Washer Flat 1/2" Zp	2			
3		8899	Tube AutoBoom	1			
4		13991	Bracket Wheel Mounting	1			
5		215	Nut Hex Heavy 1/2"	2			
6		239	Nut Nut 1/2" Centerlock	2			
7		154	Bolt Hex, 1/2 x 2" GR5 Zp	1			
8		223	Nut Hex Jam 1/2"	1			
9			Bolt Hex, 1/2 x 6-1/2" GR5 Zp	2			

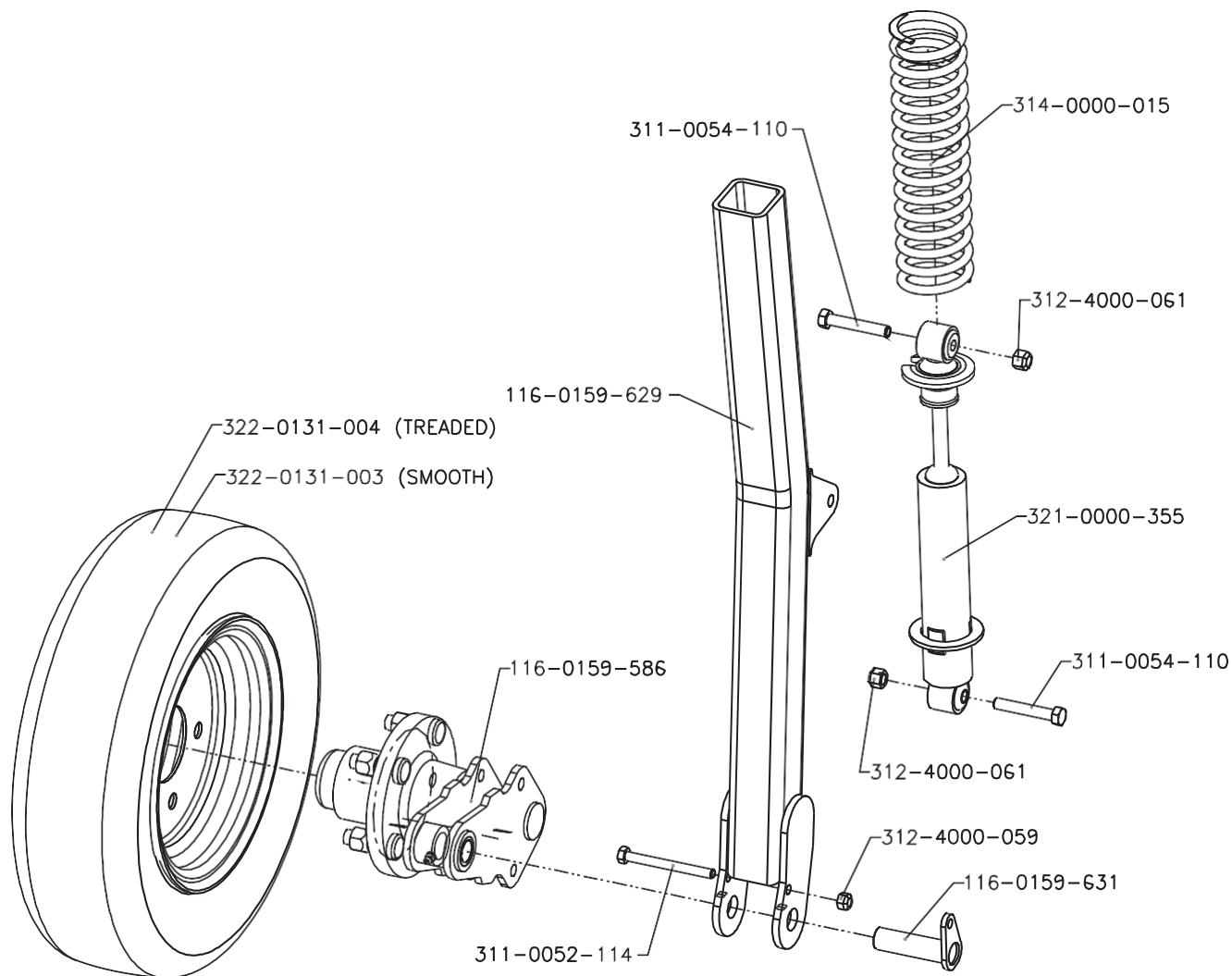
PowerGlide Plus Wiring Schematic



PowerGlide Plus hydraulic Block

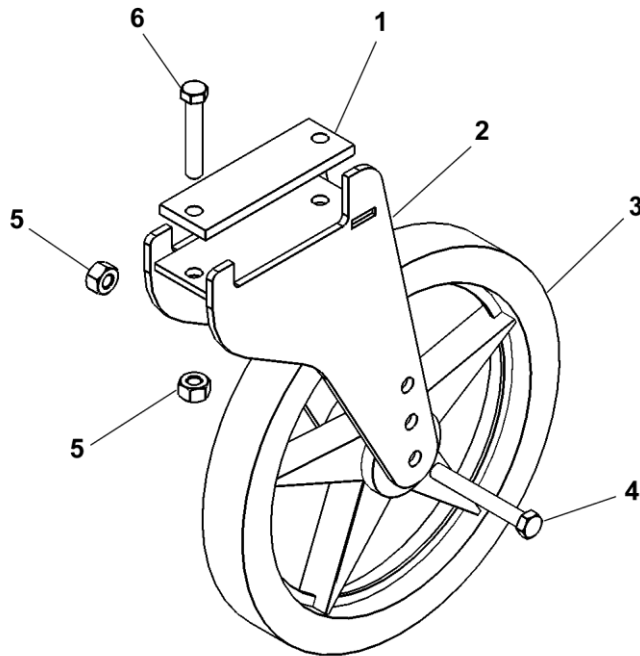


PowerGlide Plus Cushioned axle



Arm Assembly With Out Tire:
 063-0131-585 RH Cushioned Axle (Shown)
 063-0131-570 LH Cushioned Axle

Gauge Wheel Assembly




Item	Vendor Part #	Fast Part #	Description	Qty.	60 Ft.	80-90 Ft.	100 Ft.
1		16504	Mounting Plate	1			
2		16500	Gauge Wheel Bracket	1			
3		700031	Gauge Wheel 14 x 1.34"	1			
4		158	Bolt HH 1/2 x 4"	1			
5		215	Nut HH 1/2"	2			
6		156	Bolt HH 1/2 x 3"	1			



9500 Series Sprayers

Kit 99rBsorl



notes:



Fast Sprayers
4130 Commerce Boulevard
Windom, MN 56101
1-800-772-9279 Toll Free
1-507-427-3861 Voice
1-507-427-3030 Fax