

# FAST™

## AG SOLUTIONS



### 8300

## LIQUID FERTILIZER APPLICATOR

## PARTS MANUAL



# ILLUSTRATED PARTS LIST

## Limited Warranty

FAST GLOBAL SOLUTIONS warrants to the buyer that the new machinery is free from defects in material and workmanship.

This warranty is only effective as to any new machinery which has not been altered, changed, repaired or treated since its delivery to the buyer, other than by FAST AG Solutions or its authorized dealers or employees, and does not apply to accessories, attachments, tools or parts, sold or operated with the new machinery, if they have not been manufactured by FAST GLOBAL SOLUTIONS.

FAST GLOBAL SOLUTIONS shall only be liable for defects in the materials or workmanship attributable to faulty material or bad workmanship that can be proved by the buyer, and specifically excludes liability for repairs arising as a result of normal wear and tear of the new machinery or in any other manner whatsoever, and without limiting the generality of the foregoing, excludes application or installation of parts not completed in accordance with this operator's manual, specifications, or printed instructions.

Written notice shall be given by registered mail, to the Manufacturer within seven (7) days after the defect shall have become apparent or the repairs shall have become necessary, addressed as follows:

FAST GLOBAL SOLUTIONS  
4130 Commerce Boulevard  
Windom, MN 56101

This warranty shall expire one (1) year after the date of delivery of the new machinery.

If these conditions are fulfilled, FAST GLOBAL SOLUTIONS shall at its own cost and at its own option either repair or replace any defective parts provided that the buyer shall be responsible for all expenses incurred as a result of repairs, labor, parts, transportation or any other work, unless FAST GLOBAL SOLUTIONS has authorized such expenses in advance.

The warranty shall not extend to any repairs, changes, alterations, or replacements made to the new equipment other than by FAST GLOBAL SOLUTIONS or its authorized dealers or employees.

This warranty extends only to the original owner of the new equipment.

Rubber parts (including tires, hoses, grommets) are not warranted.

This warranty is limited to the terms stated herein and is in lieu of any other warranties whether express or implied, and without limiting the generality of the foregoing, excluded all warranties, express or implied or conditions whether statutory or otherwise as to quality and fitness for any purpose of the new equipment. the Manufacturer disclaims all liability for incidental or consequential damages.

This Applicator is subject to design changes and FAST GLOBAL SOLUTIONS shall not be required to retrofit or exchange items on previously sold units except at its own option.

Warranty void if not registered.



# ILLUSTRATED PARTS LIST

## FAST LIQUID FERTILIZER APPLICATOR

### Warranty Registration Form & Inspection Report

#### Warranty Registration

This form must be filled out by the dealer and signed by both the dealer and the customer at the time of delivery.

|                  |  |       |  |     |
|------------------|--|-------|--|-----|
| Customer Name    |  |       |  |     |
| Address          |  |       |  |     |
| City             |  | State |  | Zip |
| Phone            |  |       |  |     |
|                  |  |       |  |     |
| Dealer Name      |  |       |  |     |
| Address          |  |       |  |     |
| City             |  | State |  | Zip |
|                  |  |       |  |     |
| Applicator Model |  |       |  |     |
| Serial Number    |  |       |  |     |
| Delivery Date    |  |       |  |     |

#### DEALER INSPECTION REPORT

- All Fasteners Tight
- Wheel Bolts Torqued
- Hydraulic Hoses and Fittings Free and Tight
- Fertilizer Hoses and Fittings Free and Tight
- Wheel Drive Turns Freely
- Lubricate Machine
- Check Tire Pressure
- Frame and Wings Level
- Monitors and Controllers Function
- Wiring Harness Connected

#### SAFETY

- Safety Chain Installed
- All Guards Installed
- All Safety Signs Installed
- Reflectors, SMV and Lights Clean
- Review Operating and Safety Instructions

I have thoroughly instructed the buyer on the above described equipment which review included the Operator's Manual content, equipment care, adjustments, safe operation and applicable warranty policy.

Date \_\_\_\_\_

Dealer's Rep. Signature \_\_\_\_\_

The above equipment and Operator's Manual have been received by me and I have been thoroughly instructed as to care, adjustments, safe operation and applicable warranty policy.

Date \_\_\_\_\_

Owner's Signature \_\_\_\_\_

White - Amity by FAST  
Yellow - Dealer  
Pink - Customer



# ILLUSTRATED PARTS LIST

## FAST 8300 Series Applicator

APPLICATOR SERIAL NUMBER \_\_\_\_\_

DATE PURCHASED \_\_\_\_\_ / \_\_\_\_\_ / \_\_\_\_\_

TANK SIZE \_\_\_\_\_

NUMBER OF COULTERS \_\_\_\_\_

PUMP MANUFACTURER:

(CIRCLE ONE)

ACE 150F-206

ACE 205F-304

Hypro HM1





**FAST GLOBAL**  
**SOLUTIONS**



## General Information

All rights, especially copying and distribution rights are reserved. No part of this publication may be reproduced in any form or by any means, electronic or mechanical, including photocopying, without express written permission from FAST AG Solutions.

Parts information in this manual represents components installed when product was manufactured based upon the best available information. Modifications made subsequent to initial delivery are not included. Always verify the parts and color required when ordering parts.

If you have any questions, please contact your FAST AG Solutions Parts and Service Department.

## Explanation Of Parts Lists

The parts lists are broken down sub assemblies and listed in 4 columns:

- ITEM - These numbers are found on the illustration associated with the parts list.
  - NS- This item is NOT SHOWN, included for reference.
- QTY. - This is the quantity of parts needed in an assembly.
  - AR- The quantity of this item is AS REQUIRED for the location.
- PART NO.- These are the part numbers associated to the ITEM.
- DESCRIPTION - This is the description of the part.



# ILLUSTRATED PARTS LIST

---



**FAST GLOBAL**  
**SOLUTIONS**



# ILLUSTRATED PARTS LIST

## Table of Contents

| <b>Section</b>   | <b>Page</b> |
|--|-------------|
| 8300 Welded Trailer .....                                      | 10          |
| 8300 Small Cart Vertical Fold .....                            | 12          |
| 8300 Large Cart .....  | 16          |
| 8300 Parallel Links .....                                      | 20          |
| 8300DB Parallel Links .....                                    | 22          |
| Axles .....  | 24          |
| Adjustable Wheel Axle .....                                    | 26          |
| N873 Hub Assembly, 10 Bolt .....                               | 28          |
| Q881 Hub Assembly, 10 Bolt .....                               | 30          |
| Adjustable Track Axle .....                                    | 32          |
| Tire and Rim .....   | 34          |
| Camso Tracks .....   | 36          |
| 1050-2400 Tank .....   | 37          |
| Center, Inner and Outer Wing Section .....                     | 38          |
| 8300DB Tool Bar .....  | 42          |
| Gauge Wheel .....  | 44          |
| Q736 Hub Assembly, 5 Bolt .....                                | 46          |
| Mounting Clamp Kit for Auscherman Coulter Option .....         | 48          |
| Auscherman Vantage II Coulter .....                            | 50          |
| Auscherman Coulter Assembly .....                              | 52          |
| Auscherman Knife Assembly .....                                | 54          |
| AP Coulter Row Unit Base Assembly .....                        | 56          |
| AP Coulter Row Unit Cast Coulter Assembly .....                | 58          |
| N669 Complete Hub W/ Square Hole w/ Triple Seal Assembly ..... | 60          |
| AP Coulter Upper Casting Mounts .....                          | 62          |
| FAST AP Coulter Injection Option Assembly .....                | 64          |
| DeFender for Injection Assembly .....                          | 66          |
| AP Coulter Knife Option Assembly .....                         | 68          |
| Coulter Decal Assembly .....                                   | 70          |
| 8310-8313 2 Inch Quick Fill .....                              | 71          |
| 8310-8313 3 Inch Quick Fill Plumbing .....                     | 72          |
| 8318-8324 2 Inch Quick Fill Plumbing .....                     | 73          |
| 8318-8324 3 Inch Quick Fill Plumbing .....                     | 74          |
| 8310-8313 3 Inch Quick Fill Plumbing with Strainer .....       | 75          |
| 8318-8324 3 Inch Quick Fill Plumbing with Strainer .....       | 76          |
| Quick Fill, ACE 150-206 Self Priming Pump, Small Cart .....    | 78          |
| Quick Fill, ACE 150-206 Self Priming Pump, Small Cart .....    | 80          |
| Quick Fill, ACE 150-206 Self Priming Pump, Large Cart .....    | 82          |
| Quick Fill, ACE 150-206 Self Priming Pump, Large Cart .....    | 84          |
| Small Cart Tank to Pump Plumbing .....                         | 86          |
| Large Cart Tank to Pump Plumbing .....                         | 87          |
| Ace 150-206 Pump Hydraulic Motor .....                         | 88          |
| Ace 150-206 Pump .....   | 89          |
| Ace 304 Pump .....   | 90          |
| ACE 150-206 Pump, Self Priming .....                           | 92          |

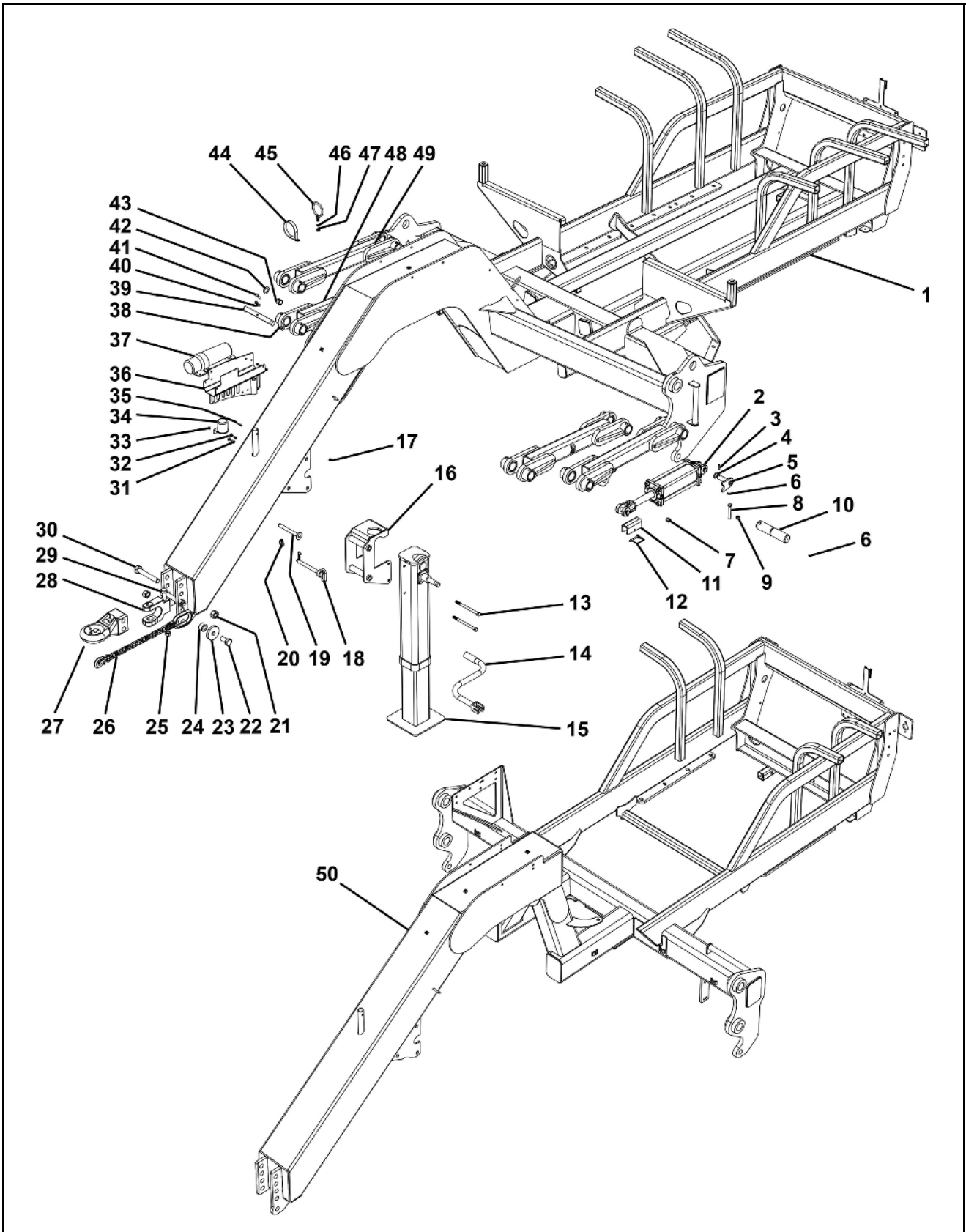


# ILLUSTRATED PARTS LIST

---

|  |     |
|--|-----|
| Hypro Pump - Prior to 2020 .....                         | 94  |
| Hypro Pump - 2020 And Up .....                           | 96  |
| Hypro Pump - 2020 And Up .....                           | 98  |
| 8310 - 8313 Spike Valve .....                            | 100 |
| Small Cart John Blue Pump .....                          | 102 |
| Large Cart John Blue Pump .....                          | 106 |
| 8310-8324 Agitation .....                                | 112 |
| 8318-8324 Ball Valve Mount .....                         | 114 |
| Small Frame Pump to Ball Valve Plumbing .....            | 116 |
| Large Frame Pump to Valve Plumbing .....                 | 118 |
| Toolbar Plumbing .....                                   | 120 |
| Raven Components .....                                   | 121 |
| Control Harness 155-0171-085 .....                       | 122 |
| Control Harness 155-0159-856 .....                       | 123 |
| Control Harness 155-0171-086 .....                       | 124 |
| Hydraulic System for Pump .....                          | 125 |
| Hydraulic Quick Fill, ACE 150-106 Pump, Small Cart ..... | 126 |
| Hydraulic Quick Fill, ACE 150-206 Pump, Large Cart ..... | 128 |
| Hydraulic Schematic .....                                | 130 |
| Toolbox Carrier .....                                    | 132 |
| Kit Contents .....                                       | 133 |
| Lighting .....   | 134 |

## 8300 Welded Trailer







# ILLUSTRATED PARTS LIST

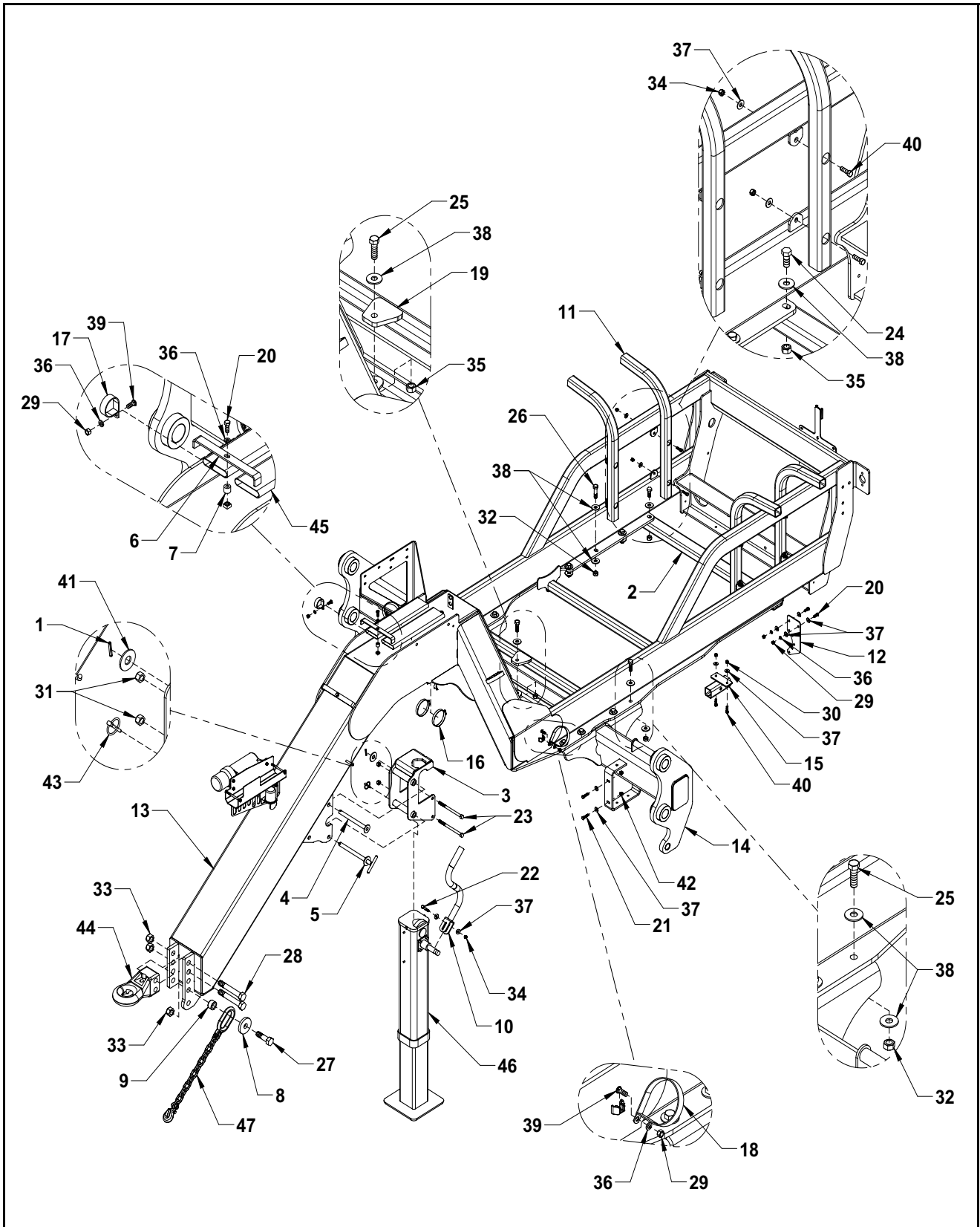
## 8300 Welded Trailer Parts List

| ITEM | PART NO. | QTY. | DESCRIPTION  |
|------|----------|------|--|
| 1    | 16892    |      | CART, FERT, 8318, WELDMENT                         |
| 2    | 620007   | 2    | CYLINDER MAIN LIFT 40TD08-150                      |
| 3    | 687      | 2    | ROLL PIN 1/4 x 2"                                  |
| 4    | 790      | 2    | WASHER MACHINERY 1-1/4" ID x 10 Ga. ZP             |
| 5    | 18445    | 2    | PIN ANTI-ROTATION MAIN LIFT CYLINDER               |
| 6    | 759      | 10   | ZERK 1/4-28  |
| 7    | 610011   | 4    | FITTING ADAPTER TO64000608                         |
| 8    | 157      | 8    | BOLT HEX HEAD 1/2 X 3-1/2 GR5 ZP                   |
| 9    | 231      | 8    | NUT 1/2" CENTER LOCK ZP                            |
| 10   | 15201    | 8    | PIN, 2 X 8 1/2"                                    |
| 11   | 15159    | 2    | CYLINDER STOP MAIN LIFT                            |
| 12   | 720001   | 2    | PIN SNAP   |
| 13   | 164      | 2    | BOLT HEX HEAD 1/2 X 7 GR5 ZP FOR JOST JACK ITEM 17 |
| 14   | 790046   | 1    | HANDLE JOST JACK                                   |
| 15   | 790045   | 1    | JACK JOST BRAND                                    |
| 16   | 15430    | 1    | JACK MOUNT HOLDER WLDMNT JOST JACK                 |
| 17   | 231      | 4    | NUT 1/2" NYLOCK LOCK ZP                            |
| 18   | 590016   | 1    | PIN HITCH HEAVY-DUTY 3/4"X6 AUSTIN JACK            |
| 19   | 10782    | 1    | SAFETY LINK PIN AUSTIN JACK                        |
| 20   | 710005   | 2    | PIN LYNCH 1/1 X 1-3/4 -20025                       |
| 21   | 590137   | 3    | NUT 1" CENTER LOCK ZP                              |
| 22   | 200      | 1    | Bolt HH 1 x3 Gr5 Zp                                |
| 23   | 15829    | 1    | WASHER SAFETY CHAIN                                |
| 24   | 15835    | 1    | DOM SAFETY CHAIN SPACER                            |
| 25   | 233      | 1    | NUT HEX HEAD 3/4" NYLOCK ZP                        |
| 26   | 790050   | 1    | SAFETY CHAIN 30,000# 1800 GALLON                   |
| NS   | 790049   | 1    | SAFETY CHAIN 20,000# 1050 AND 1350 GALLON          |
| 27   | 790004   | 1    | HITCH CAT 4 BLACK LARGE                            |
| 28   | 790002   | 1    | HITCH CLEVIS                                       |
| 29   | 191      | 1    | BOLT HEX HEAD 3/4 X 5-1/2 GR5 ZP                   |
| 30   | 590153   | 2    | BOLT HH SPECIAL 1 x 6-1/2 GR 5 ZP (564)            |
| 31   | 101      | 2    | BOLT HH 1/4 x 3/4 GR5 ZP                           |
| 32   | 256      | 2    | WASHER 1/4" ZP                                     |
| 33   | 767      | 2    | NUT WHIZLOCK 1/4" ZP                               |
| 34   | 740018   | 1    | STORE AWAY PLUG HOLDER                             |
| 35   | 707      | 1    | PIN SPRING 3/8 X 2"                                |
| 36   | 15810    | 2    | FERT CART HOSE HOLDER WLDMNT                       |
| 37   | 750048   | 1    | HOLDER MANUAL                                      |
| 38   | 15566    | 2    | DOM SPACER   |
| 39   | 15558    | 2    | HOSE BRACKET                                       |
| 40   | 250      | 2    | WASHER LOCK 3/8" ZP                                |
| 41   | 616      | 2    | BOLT HH 3/8 x 1-1/4 GR5 ZP                         |
| 42   | 786      | 8    | MACHINERY WASHER 1" x 14 ga.                       |
| 43   | 530281   | 4    | BUSHING CONNEX 1.25OD x 1ID x 1" Lg.               |
| 44   | 540052   | 2    | HOSE RING 4"                                       |
| NS   | 540053   |      | HOSE RING 3"                                       |
| 45   | 590217   | 2    | BOLT CARIAGE 3/8 X 1 GR2 ZP                        |
| 46   | 250      | 2    | WASHER LOCK 3/8" ZP                                |
| 47   | 213      | 2    | NUT HEX 3/8" ZP                                    |
| 48   | 17141    | 2    | LOWER LIFTARM WELDMENT                             |
| 49   | 17130    | 2    | UPPER LIFT ARM WELDMENT                            |
| 50   | 17001    | 1    | CART, FERT, 8310 8313, WELDMENT                    |
| NS   | 590205   | 2    | CYLINDER STOP 3/4"                                 |
| NS   | 590206   | 2    | CYLINDER STOP 1"                                   |
| NS   | 590207   | 2    | CYLINDER STOP 1-1/4"                               |
| NS   | 590207   | 2    | CYLINDER STOP 1-1/2"                               |



# ILLUSTRATED PARTS LIST

## 8300 Small Cart Vertical Fold





# ILLUSTRATED PARTS LIST

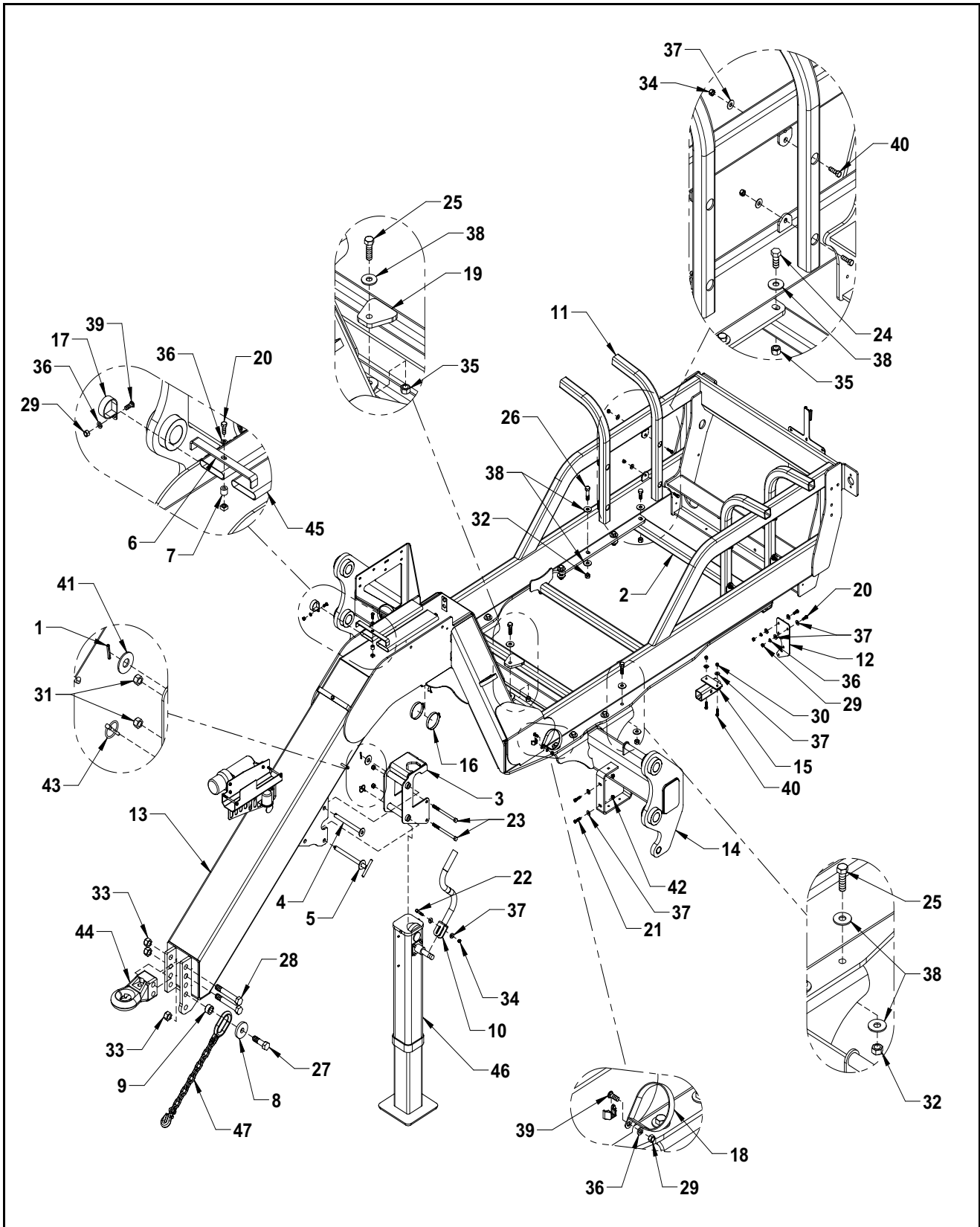
## 8300 Small Cart Vertical Fold Parts List

| ITEM | PART NO. | QTY. | DESCRIPTION                     |
|------|----------|------|---------------------------------|
| 1    | 683      | 1    | ROLL PIN, 1/4 X 1-1/2"          |
| 2    | 13594    | 1    | TUBE, SUMP SUPPORT              |
| 3    | 15430    | 1    | JACK HOLDER WELDMENT            |
| 4    | 15437    | 1    | PIN, JACK LINKAGE               |
| 5    | 15440    | 1    | PIN, JACK LOCK                  |
| 6    | 15558    | 2    | BRACKET, HOSE                   |
| 7    | 15566    | 2    | SPACER, HOSE BRACKET            |
| 8    | 15829    | 1    | WASHER PLATE, SAFETY CHAIN      |
| 9    | 15835    | 1    | BUSHING, SAFETY CHAIN SPACER    |
| 10   | 17846    | 1    | JACK CRANK WLDMT                |
| 11   | 18187    | 4    | TANK SUPPORT                    |
| 12   | 22253    | 1    | PLATE, QUICK FILL VALVE MOUNT   |
| 13   | 22256    | 1    | CART WLDMT, BOLTED FRAME        |
| 14   | 22259    | 1    | PARALLEL LINK MOUNT WLDMT       |
| 15   | 22625    | 1    | TOOLBOX MOUNT WLDMT.            |
| 16   | 540020   | 2    | CLAMP, 3-1/2" SS                |
| 17   | 540051   | 1    | P-CLAMP, 2" W/3/8" HOLE         |
| 18   | 540053   | 4    | P-CLAMP, 4" W/3/8" HOLE         |
| 19   | 590023   | 2    | TAB, HOLD DOWN                  |
| 20   | 596128M  | 4    | BOLT, HH 3/8-16 X 1 GR5 MAGNI   |
| 21   | 596129M  | 2    | BOLT, HH 3/8-16X1-1/2 GR5 MAGNI |
| 22   | 596131M  | 1    | BOLT, HH 3/8-16X2-1/2 GR5 MAGNI |
| 23   | 596164M  | 2    | BOLT, HH 1/2X7 GR5 MAGNI        |
| 24   | 596169M  | 2    | BOLT, HH 5/8X1-1/2 GR5 MAGNI    |
| 25   | 596170M  | 18   | BOLT, HH 5/8-11X2 GR5 MAGNI     |
| 26   | 596171M  | 6    | BOLT, HH 5/8-11X2.5 GR5 MAGNI   |
| 27   | 596201M  | 1    | BOLT, HEX 1-8X3-1/2 GR5 MAGNI   |
| 28   | 596208M  | 2    | BOLT, HH 1-8X6-3/4 GR5 MAGNI    |
| 29   | 596213M  | 7    | NUT, HEX 3/8-16 MAGNI           |
| 30   | 596229M  | 2    | NUT, HEX NYLOCK 3/8-16 MAGNI    |
| 31   | 596231M  | 2    | NUT, HEX NYLOCK 1/2-13 MAGNI    |



# ILLUSTRATED PARTS LIST

## 8300 Small Cart Vertical Fold (Cont.)





## ILLUSTRATED PARTS LIST

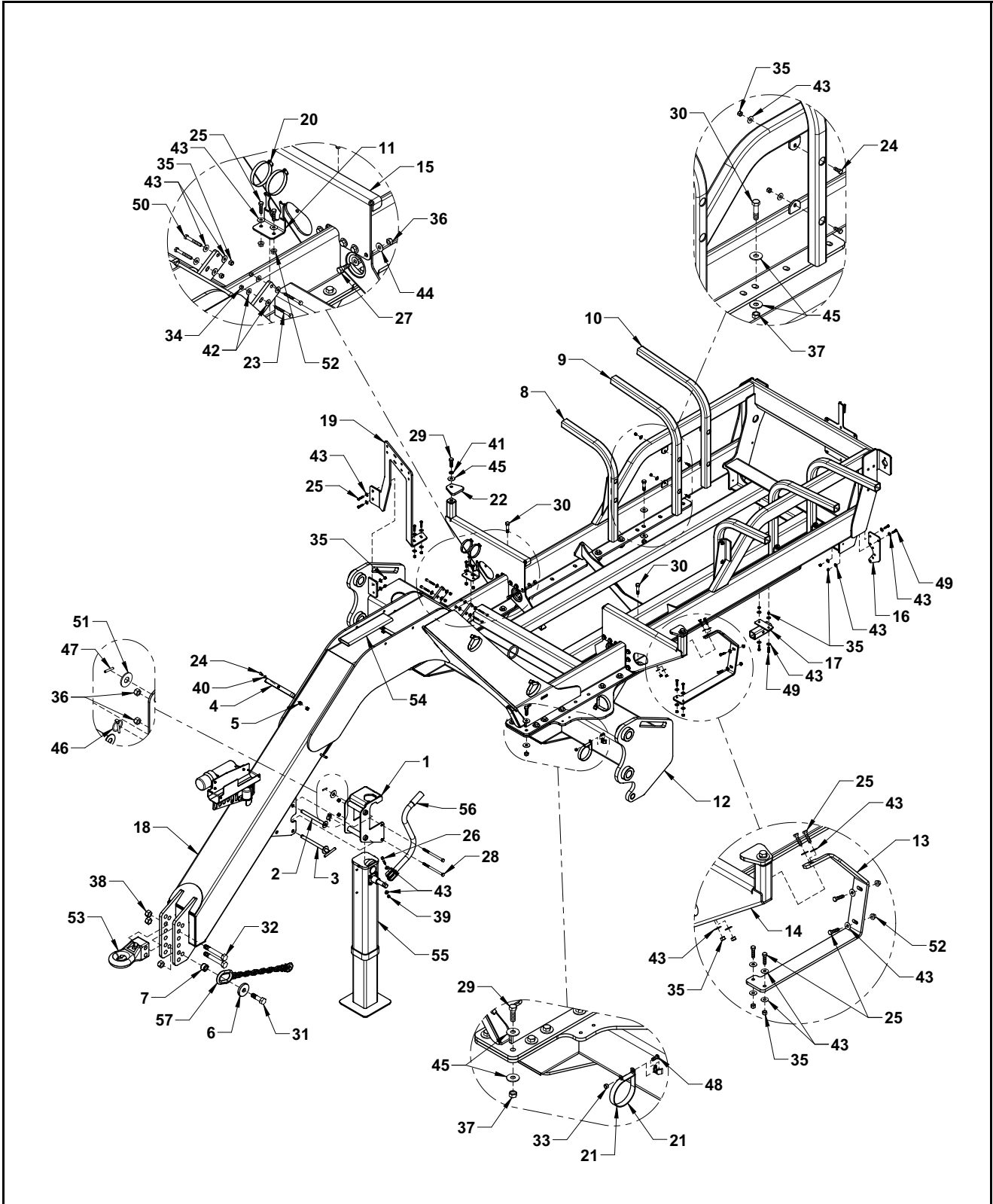
### 8300 Small Cart Vertical Fold Parts List (Cont.)

| ITEM | PART NO. | QTY. | DESCRIPTION                    |
|------|----------|------|--------------------------------|
| 31   | 596231M  | 2    | NUT, HEX NYLOCK 1/2-13 MAGNI   |
| 32   | 596232M  | 22   | NUT, HEX NYLOCK 5/8-11 MAGNI   |
| 33   | 596234M  | 3    | NUT, HEX NYLOCK 1-8 MAGNI      |
| 34   | 596237M  | 9    | NUT, CENTERLOCK 3/8 MAGNI      |
| 35   | 596240M  | 4    | NUT, CENTERLOCK, 5/8-11 MAGNI  |
| 36   | 596250M  | 9    | LOCKWASHER 3/8 MAGNI           |
| 37   | 596258M  | 20   | WASHER, FLAT 3/8 MAGNI         |
| 38   | 596261M  | 50   | WASHER, FLAT 5/8 MAGNI         |
| 39   | 596592M  | 5    | BOLT, CARR., 3/8-16 X 1" MAGNI |
| 40   | 596635M  | 10   | BOLT, HH 3/8-16 X 1-1/4 MAGNI  |
| 41   | 596738M  | 1    | MACHINED BUSHING 3/4" 10GA     |
| 42   | 596769M  | 2    | NUT, HEX FLANGE 3/8-16 MAGNI   |
| 43   | 710005   | 1    | LYNCH PIN, 1/4 X 1-3/4" ZP     |
| 44   | 790004   | 1    | HITCH, CAT 4, TOP              |
| 45   | 790018   | 2    | HOSE SLEEVE                    |
| 46   | 790045   | 1    | JACK, JOST, 25,000 LB LIFTING  |
| 47   | 790049   | 1    | SAFETY CHAIN, 25,000LB         |



# ILLUSTRATED PARTS LIST

## 8300 Large Cart





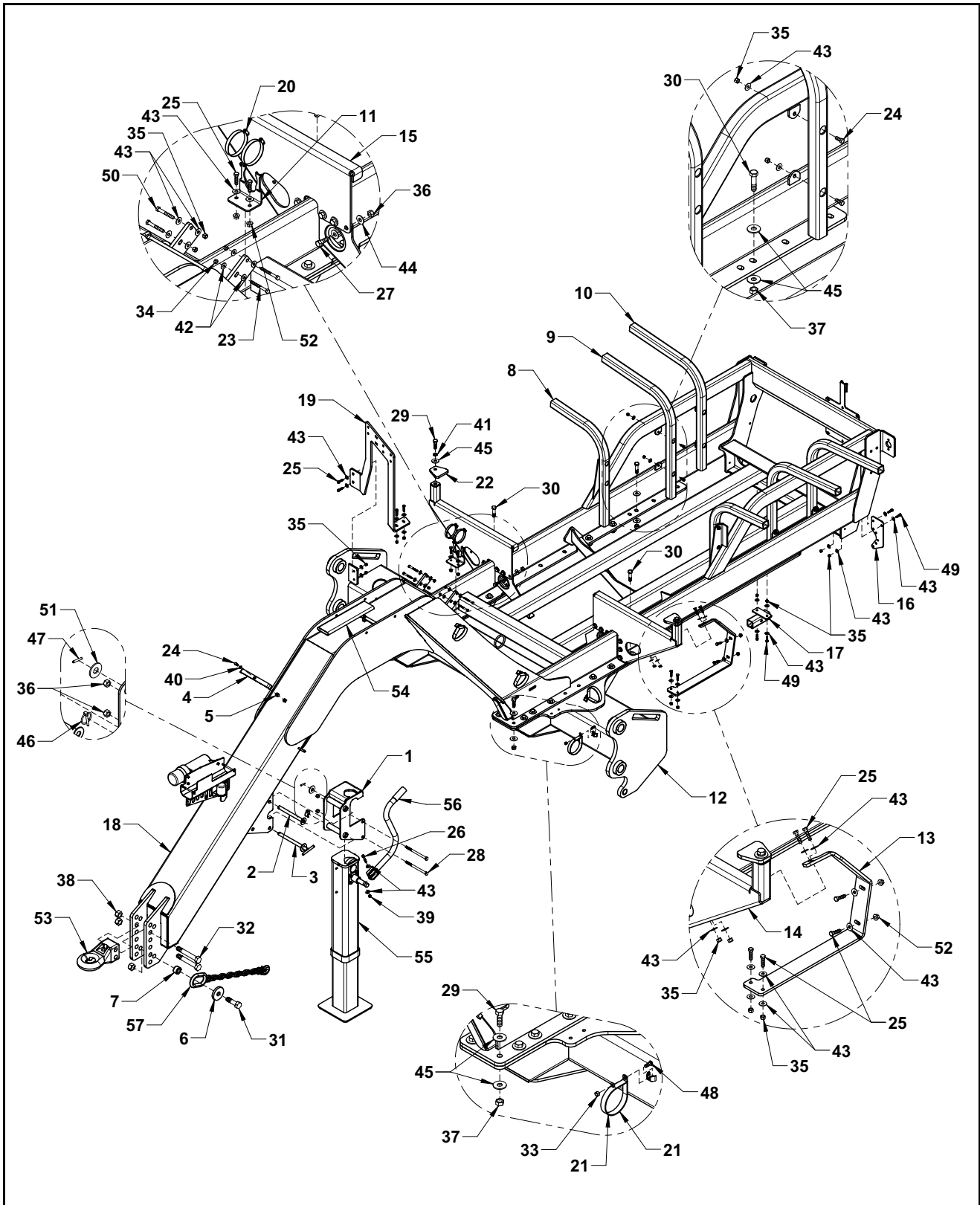


# ILLUSTRATED PARTS LIST

## 8300 Large Cart Parts List

| ITEM | PART NO. | QTY. | DESCRIPTION                     |
|------|----------|------|---------------------------------|
| 1    | 15430    | 1    | JACK HOLDER WELDMENT            |
| 2    | 15437    | 1    | PIN, JACK LINKAGE               |
| 3    | 15440    | 1    | PIN, JACK LOCK                  |
| 4    | 15558    | 2    | BRACKET, HOSE                   |
| 5    | 15566    | 2    | SPACER, HOSE BRACKET            |
| 6    | 15829    | 1    | WASHER PLATE, SAFETY CHAIN      |
| 7    | 15835    | 1    | BUSHING, SAFETY CHAIN SPACER    |
| 8    | 18183    | 2    | TUBE, SUPPORT, FENDER           |
| 9    | 18184    | 2    | TUBE, SUPPORT, FENDER           |
| 10   | 18185    | 2    | TUBE, SUPPORT, FENDER           |
| 11   | 22218    | 1    | BRACKET, FLOW METER             |
| 12   | 22221    | 1    | PLINK MOUNT WLDMT               |
| 13   | 22241    | 1    | MOUNT, BOLT ON PUMP             |
| 14   | 22242L   | 1    | LH WELDMENT, TANK SUPPORT       |
| 15   | 22242R   | 1    | RH WELDMENT, TANK SUPPORT       |
| 16   | 22253    | 1    | PLATE, QUICK FILL VALVE MOUNT   |
| 17   | 22625    | 1    | TOOLBOX MOUNT WLDMT.            |
| 18   | 22630    | 1    | CART, LARGE BOLT TOGETHER       |
| 19   | 26992    | AR   | PLATE, VALVE MOUNT              |
| 20   | 540020   | 2    | CLAMP, 3-1/2" SS                |
| 21   | 540053   | 6    | P-CLAMP, 4" W/3/8" HOLE         |
| 22   | 590023   | 2    | TAB, HOLD DOWN                  |
| 23   | 596119M  | 2    | BOLT, HH 5/16-18X3 GR5 MAGNI    |
| 24   | 596128M  | 14   | BOLT, HH 3/8-16 X 1 GR5 MAGNI   |
| 25   | 596129M  | 12   | BOLT, HH 3/8-16X1-1/2 GR5 MAGNI |
| 26   | 596131M  | 1    | BOLT, HH 3/8-16X2-1/2 GR5 MAGNI |
| 27   | 596153M  | 12   | BOLT, HH 1/2-13X1-1/2 GR5 MAGNI |
| 28   | 596164M  | 2    | BOLT, HH 1/2X7 GR5 MAGNI        |
| 29   | 596170M  | 28   | BOLT, HH 5/8-11X2 GR5 MAGNI     |
| 30   | 596171M  | 8    | BOLT, HH 5/8-11X2.5 GR5 MAGNI   |
| 31   | 596201M  | 1    | BOLT, HEX 1-8X3-1/2 GR5 MAGNI   |
| 32   | 596208M  | 2    | BOLT, HH 1-8X6-3/4 GR5 MAGNI    |
| 33   | 596213M  | 6    | NUT, HEX 3/8-16 MAGNI           |
| 34   | 596228M  | 2    | NUT, HEX NYLOCK 5/16-18 MAGNI   |

## 8300 Large Cart (Cont.)



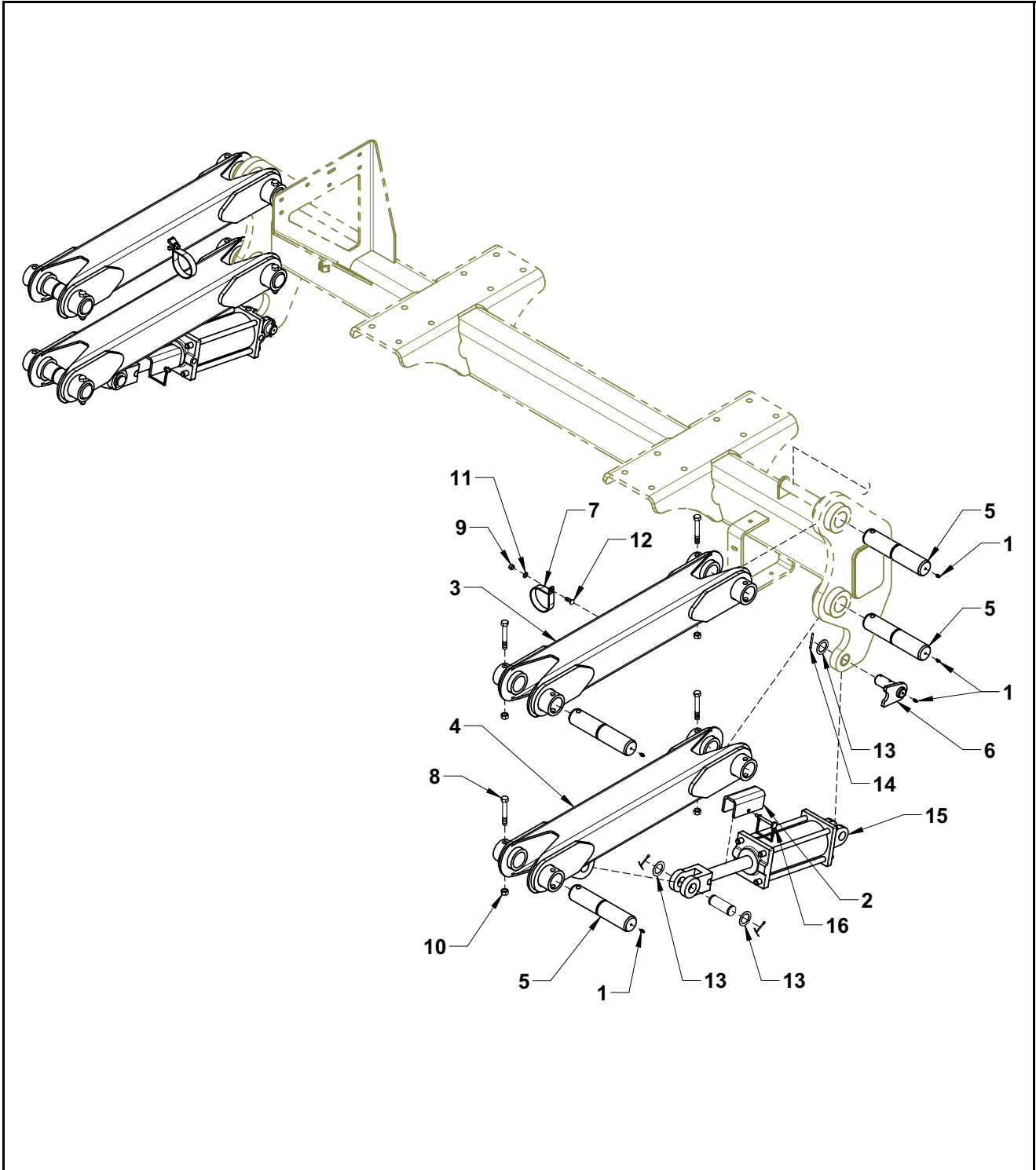


## ILLUSTRATED PARTS LIST

### 8300 Large Cart Parts List (Cont.)

| ITEM | PART NO. | QTY. | DESCRIPTION                    |
|------|----------|------|--------------------------------|
| 35   | 596229M  | 26   | NUT, HEX NYLOCK 3/8-16 MAGNI   |
| 36   | 596231M  | 14   | NUT, HEX NYLOCK 1/2-13 MAGNI   |
| 37   | 596232M  | 34   | NUT, HEX NYLOCK 5/8-11 MAGNI   |
| 38   | 596234M  | 3    | NUT, HEX NYLOCK 1-8 MAGNI      |
| 39   | 596237M  | 1    | NUT, CENTERLOCK 3/8 MAGNI      |
| 40   | 596250M  | 8    | LOCKWASHER 3/8 MAGNI           |
| 41   | 596253M  | 2    | LOCKWASHER 5/8 MAGNI           |
| 42   | 596257M  | 4    | WASHER, FLAT 5/16 USS MAGNI    |
| 43   | 596258M  | 46   | WASHER, FLAT 3/8 MAGNI         |
| 44   | 596260M  | 24   | WASHER, FLAT 1/2 MAGNI         |
| 45   | 596261M  | 70   | WASHER, FLAT 5/8 MAGNI         |
| 46   | 596296M  | 1    | LYNCH PIN, 1/4 X 1-3/4 MAGNI   |
| 47   | 596299M  | 1    | ROLL PIN, 1/4 X 1-1/2"         |
| 48   | 596592M  | 6    | BOLT, CARR., 3/8-16 X 1" MAGNI |
| 49   | 596635M  | 4    | BOLT, HH 3/8-16 X 1-1/4 MAGNI  |
| 50   | 596637M  | 2    | BOLT, HH 3/8-16X2-3/4GR5 MAGNI |
| 51   | 596738M  | 1    | MACHINED BUSHING 3/4" 10GA     |
| 52   | 596769M  | 4    | NUT, HEX FLANGE 3/8-16 MAGNI   |
| 53   | 790004   | 1    | HITCH, CAT 4, TOP              |
| 54   | 790018   | 1    | HOSE SLEEVE                    |
| 55   | 790045   | 1    | JACK, JOST, 25,000 LB LIFTING  |
| 56   | 790046   | 1    | HANDLE, JOST JACK              |
| 57   | 790050   | 1    | CHAIN, SAFETY, 30,000LB        |
| NS   | 21800    | AR   | BUSHING, HARDENED PRESS IN     |
| NS   | 21802    | AR   | TRIPLE LUG P-LINK MOUNT        |
| NS   | 22217    | AR   | PLATE, VALVE MOUNT             |
| NS   | 23385    | AR   | PIN, MAIN LIFT BASE TRIPLE LUG |

## 8300 Parallel Links



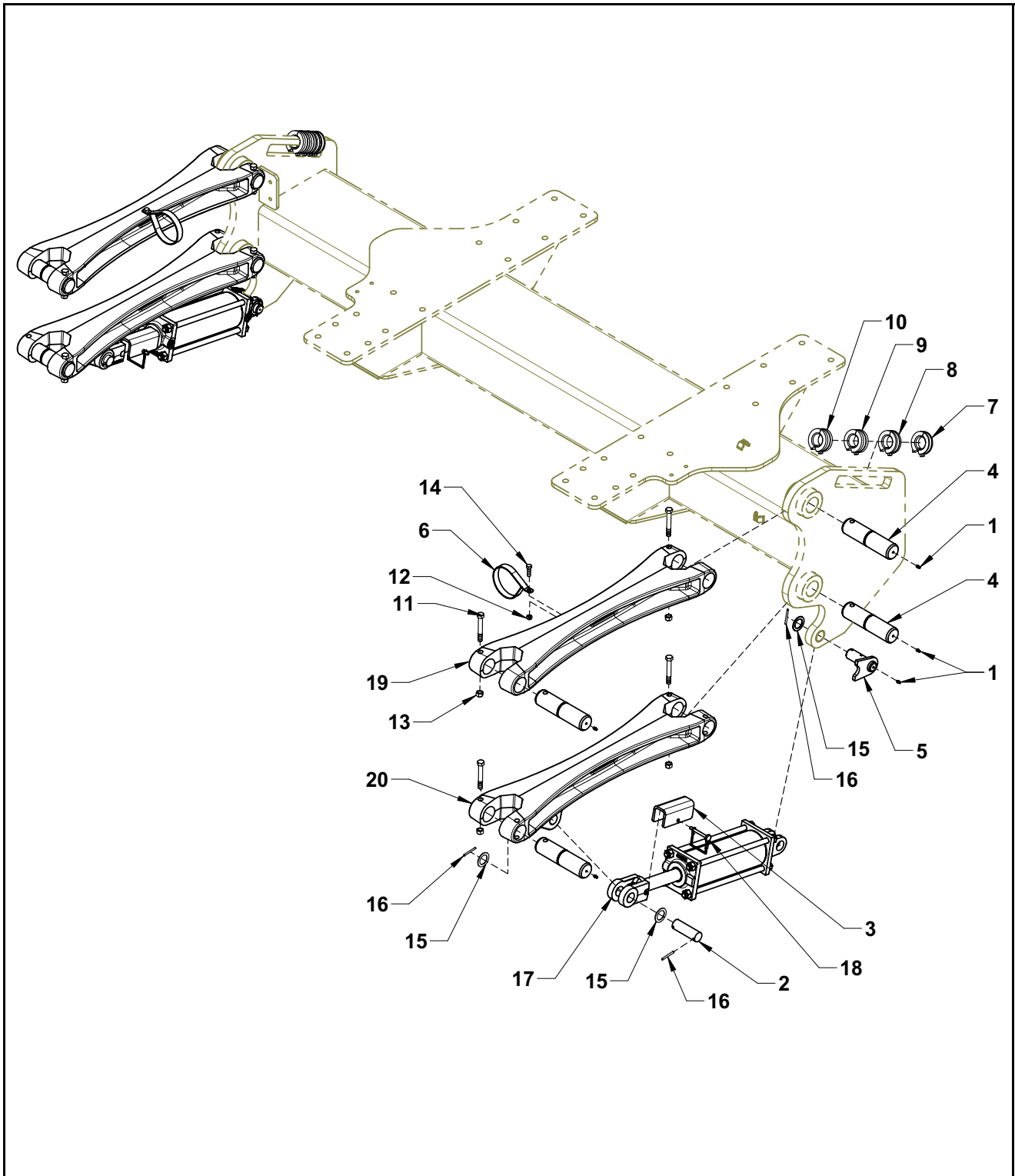


## ILLUSTRATED PARTS LIST

### 8300 Parallel Links Parts List

| ITEM | PART NO. | QTY. | DESCRIPTION                            |
|------|----------|------|--|
| 1    | 759      | 10   | ZERK, 1/4-28 STRAIGHT                  |
| 2    | 15159    | 2    | 5" CYLINDER STOP                       |
| 3    | 17820    | 2    | LIFTARM, UPPER                         |
| 4    | 17822    | 2    | LIFTARM, LOWER                         |
| 5    | 17823    | 8    | PIN, TUBE LIFTARM                      |
| 6    | 18445    | 2    | ANTI ROTATION PIN                      |
| 7    | 540052   | 2    | P-CLAMP, 3" W/3/8" HOLE                |
| 8    | 596157M  | 8    | BOLT, HH 1/2X3-1/2 GR5 MAGNI           |
| 9    | 596239M  | 8    | NUT, CENTERLOCK, 1/2-13 MAGNI          |
| 10   | 596213M  | 2    | NUT, HEX 3/8-16 MAGNI                  |
| 11   | 596250M  | 2    | LOCKWASHER 3/8 MAGNI                   |
| 12   | 596592M  | 2    | BOLT, CARR., 3/8-16 X 1" MAGNI         |
| 13   | 596744M  | 6    | BUSHING, MACHINED, 1-1/4 X 14 GA MAGNI |
| 14   | 596746M  | 2    | SPRING PIN 5X50MM MAGNI                |
| 15   | 620007   | 2    | CYLINDER, 4 X 8" ASAE, W/PINS          |
| 16   | 720001   | 2    | SNAP PIN, 5/16                         |
| 17   | 15158    | 2    | PIN, CYLINDER                          |

## 8300DB Parallel Links





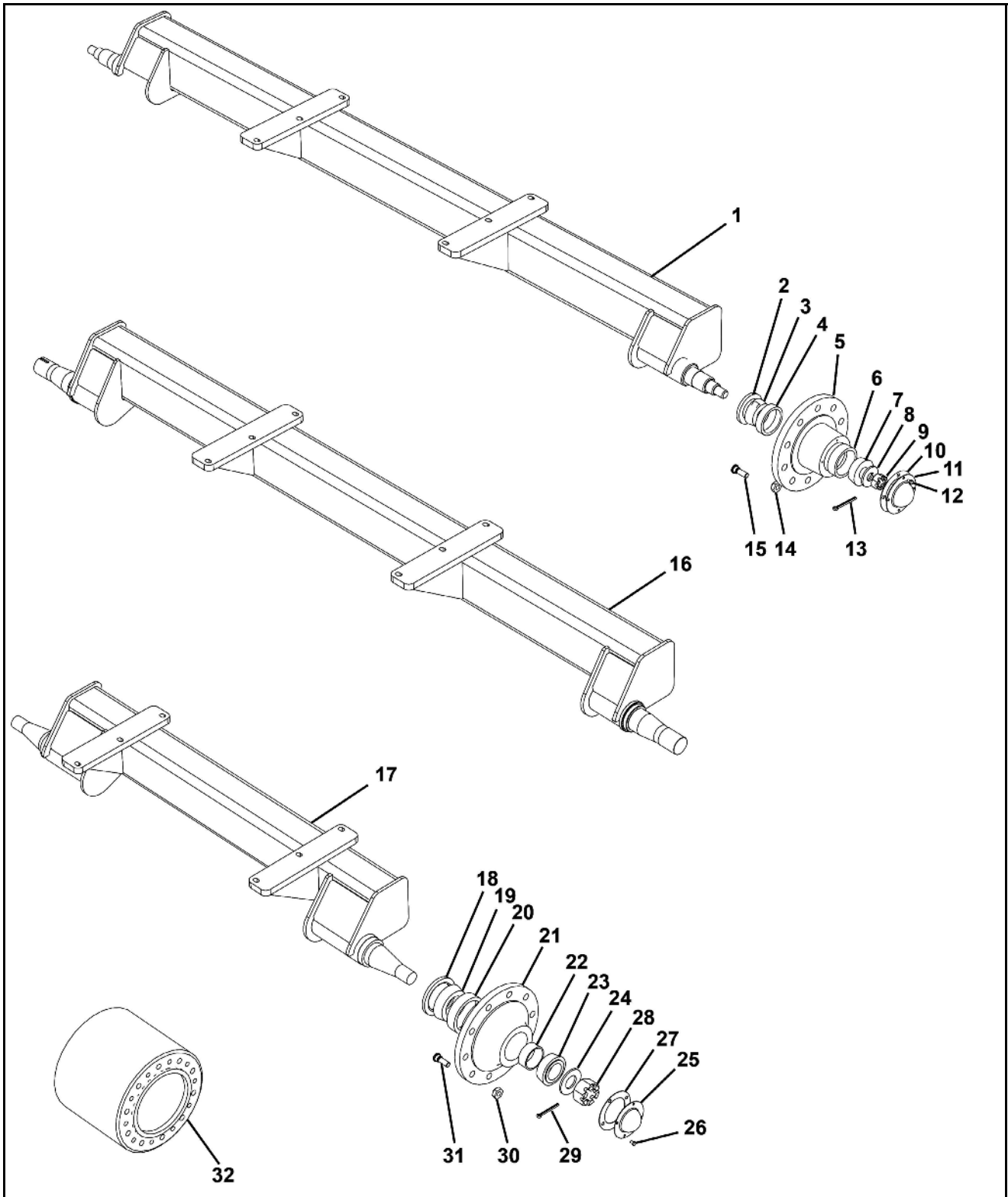


## ILLUSTRATED PARTS LIST

### 8300DB Parallel Links Parts List

| ITEM | PART NO. | QTY. | DESCRIPTION                            |
|------|----------|------|--|
| 1    | 759      | 10   | ZERK, 1/4-28 STRAIGHT                  |
| 2    | 15158    | 2    | PIN, CYLINDER                          |
| 3    | 15159    | 2    | 5" CYLINDER STOP                       |
| 4    | 15848    | 8    | PIN, TUBE LIFTARM                      |
| 5    | 18445    | 2    | ANTI ROTATION PIN                      |
| 6    | 540052   | 2    | P-CLAMP, 3" W/3/8" HOLE                |
| 7    | 590205   | 2    | 3/4" CYLINDER STOP                     |
| 8    | 590206   | 2    | 1" CYLINDER STOP                       |
| 9    | 590207   | 2    | 1-1/4" CYLINDER STOP                   |
| 10   | 590208   | 2    | 1-1/2" CYLINDER STOP                   |
| 11   | 596157M  | 8    | BOLT, HH 1/2X3-1/2 GR5 MAGNI           |
| 12   | 596213M  | 2    | NUT, HEX 3/8-16 MAGNI                  |
| 12   | 596250M  | 2    | LOCKWASHER 3/8 MAGNI                   |
| 13   | 596239M  | 8    | NUT, CENTERLOCK, 1/2-13 MAGNI          |
| 14   | 596592M  | 2    | BOLT, CARR., 3/8-16 X 1" MAGNI         |
| 15   | 596744M  | 6    | BUSHING, MACHINED, 1-1/4 X 14 GA MAGNI |
| 16   | 596746M  | 2    | SPRING PIN 5X50MM MAGNI                |
| 17   | 620007   | 2    | CYLINDER, 4 X 8" ASAE, W/ PINS         |
| 18   | 720001   | 2    | SNAP PIN, 5/16                         |
| 19   | 750051M  | 2    | LIFTARM, UPPER                         |
| 20   | 750052M  | 2    | LIFTARM, LOWER                         |

## Axles





# ILLUSTRATED PARTS LIST

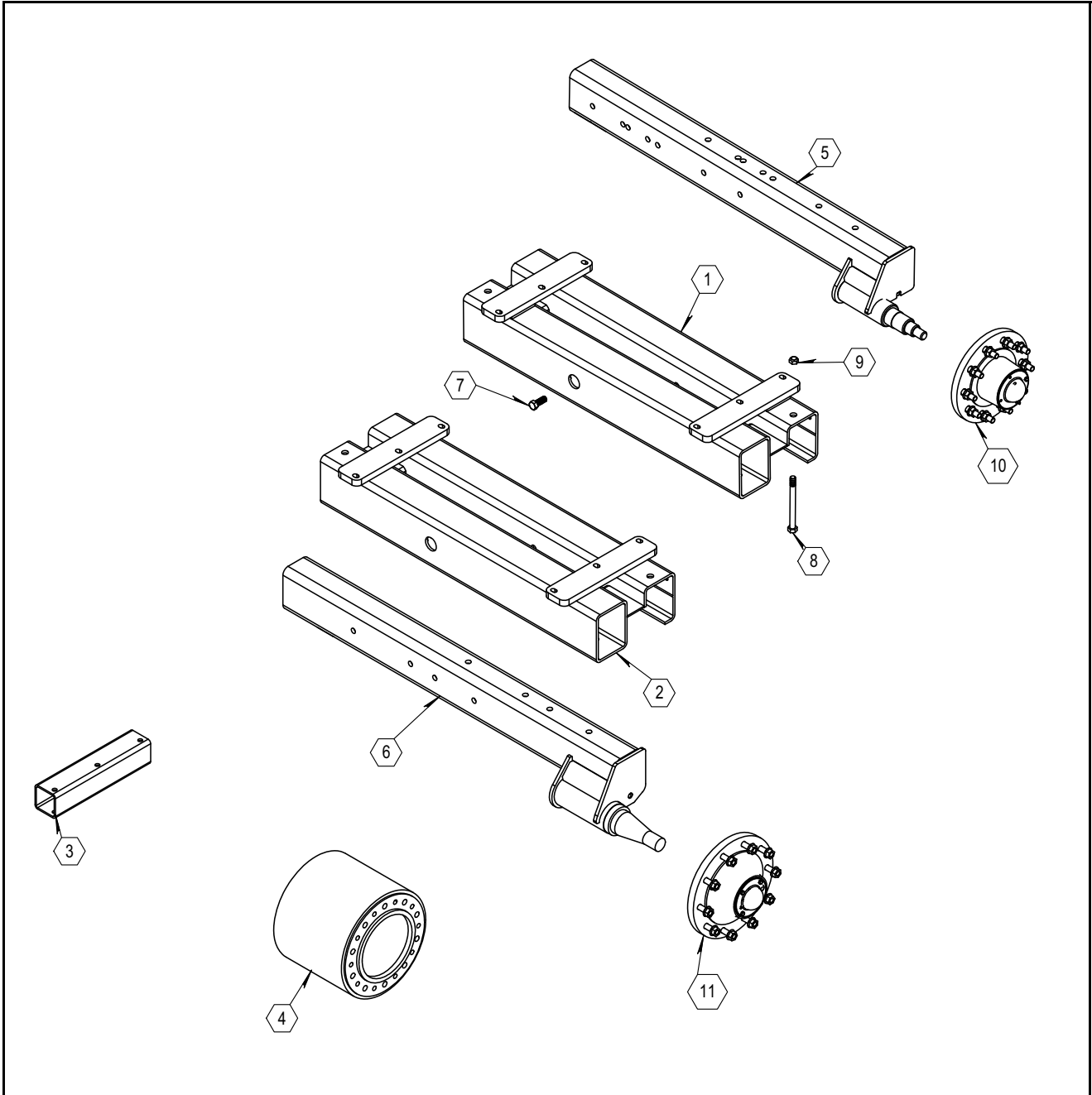
## Axles Parts List

| ITEM | PART NO. | QTY.     | DESCRIPTION                                 |
|------|----------|----------|---|
| 1    | 16695    | 1        | Axle 60' Side Fold 15000#                   |
| 2    | 730013   | 2        | Seal 10 Bolt (906497 CR30087)               |
| 3    | 730054   | 2        | Cone Inner (910333/39585)                   |
| 4    | 1678     | 2        | Cup Inner (910331/39520)                    |
| 5    | 730002   | 2        | Hub 10 Bolt W/Cups                          |
| 6    | 1679     | 2        | Cup Outer (910332/453A)                     |
| 7    | 730012   | 2        | Cone Outer (910334/460)                     |
| 8    | 730018   | 2        | Washer Spindle (913632)                     |
| 9    | 730014   | 2        | Nut Spindle 1.25-12 TPI                     |
| 10   | 730016   | 2        | Gasket Hub Cap                              |
| 11   | 730072   | 2        | Hub Cap Q-871 Hub                           |
| 12   | 113      | 8        | Bolt HH 5/16 X 1/2 GR5 Zp                   |
| 13   | 1690     | 2        | Cotter Pin                                  |
| 14   | 730051   | 20       | Nut Wheel (913571)                          |
| 15   | 1683     | 20       | Stud Wheel (953033)                         |
| 16   | 18430    | Optional | Axle Single 2400 Gallon 20000# 480/80R50    |
| 17   | 10913    | Optional | Axle, Spacer Dual, 62 1/2"-120" Wheel Track |
| NS   | 10910    | Optional | Axle, Spacer Dual, 80"-120" Wheel Track     |
| NS   | 10907    | Optional | Axle, Spacer Dual, 88"-132" Wheel Track     |
| 18   | 730041   | 2        | Seal NI906979                               |
| 19   | 730043   | 2        | Cone Inner NI910346                         |
| 20   | 730012   | 2        | Cup Inner NI910334                          |
| 21   | 730060   | 2        | Hub 10 Q881 W/Cups                          |
| 22   | 1679     | 2        | Cup Outer NI910384                          |
| 23   | 730037   | 2        | Cone Outer NIO910347                        |
| 24   | 730040   | 2        | Washer Spindle Q981                         |
| 25   | 730038   | 2        | Hub Cap NI909921                            |
| 26   | 113      | 2        | Bolt HH 5/16 X 1/2 GR5 Zp                   |
| 27   | 730061   | 2        | Gasket Hub Cap                              |
| 28   | 730051   | 2        | Nut Castle NI913571                         |
| 29   | 730042   | 2        | Cotter Pin Q881 Hub                         |
| 30   | 730051   | 20       | Nut Wheel NI913571                          |
| 31   | NI953035 | 20       | Stud Wheel NI953035                         |
| 32   | 710030   | Optional | Spacer Dual 30" Rows                        |
| 32   | 710032   | Optional | Spacer Dual 22" Rows                        |
| 32   | 710031   | Optional | Spacer Dual 20" Rows                        |



# ILLUSTRATED PARTS LIST

## Adjustable Wheel Axle





# ILLUSTRATED PARTS LIST

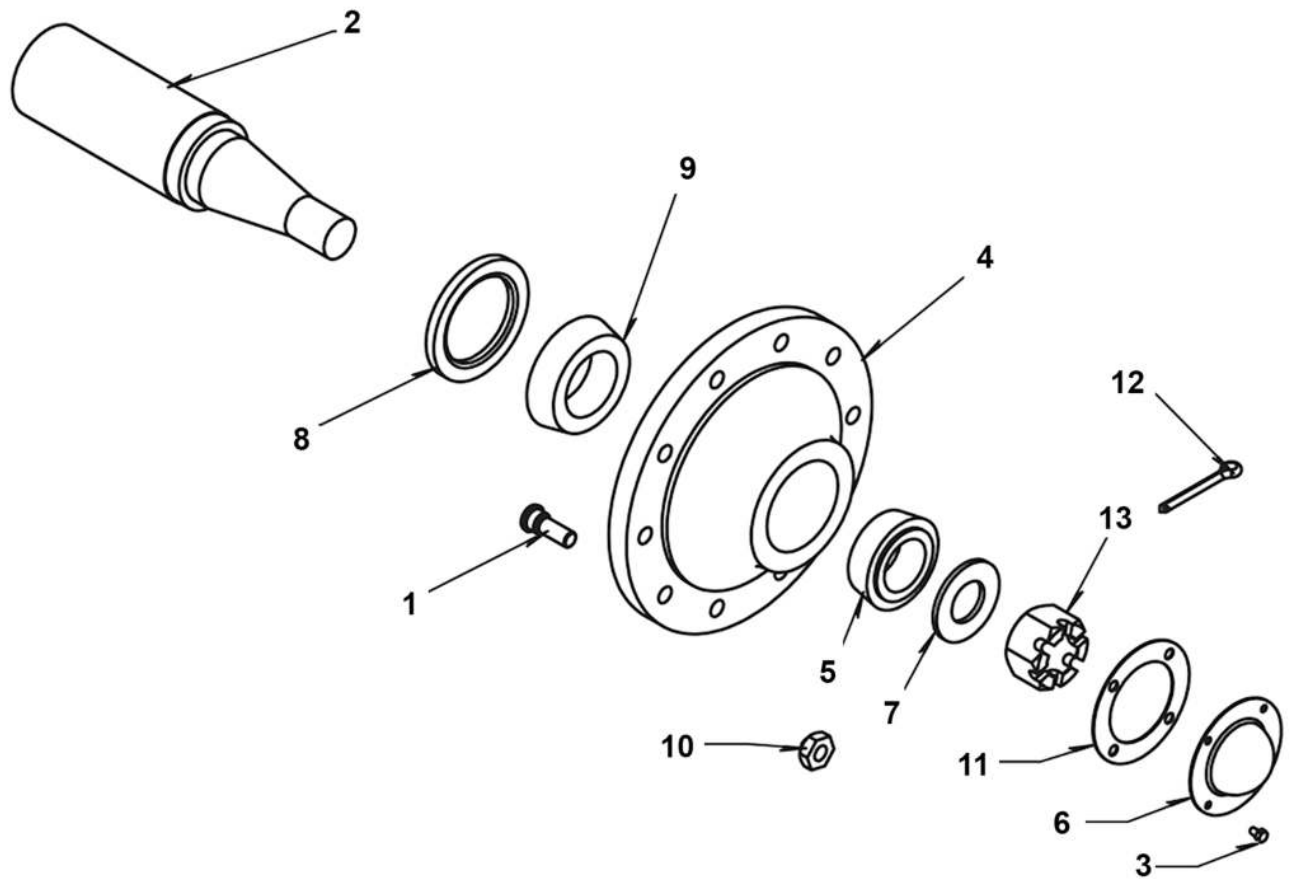
## Adjustable Wheel Axle Parts List

| ITEM | PART NO.   | QTY. | DESCRIPTION                         |
|------|------------|------|-------------------------------------|
| 1    | 13512      | AR   | RECEIVER, SINGLE AXLE               |
| 2    | 16061      | AR   | RECEIVER, DUAL AXLE                 |
| 3    | 16457      | AR   | TUBE, 4" AXLE RISER                 |
| 4    | 710030     | AR   | SPACER, DUAL, 13.75"                |
|      | 710031     | AR   | SPACER, DUAL, 5"                    |
|      | 710032     | AR   | SPACER, DUAL, 7"                    |
|      | 710029     | AR   | SPACER DUAL, 12.58"                 |
| 5    | 13518      | AR   | 15K ADJUSTABLE SINGLE AXLE, 62-120" |
|      | 13752      | AR   | 15K ADJUSTABLE SINGLE AXLE, 72-144" |
|      | 27106      | AR   | 15K ADJUSTABLE SINGLE AXLE, 45-76CM |
| 6    | 18386      | AR   | 20K ADJUSTABLE SINGLE AXLE, 72-144" |
|      | 18432      | AR   | 20K ADJUSTABLE SINGLE AXLE, 80-120" |
|      | 27109      | AR   | 20K ADJUSTABLE DUAL AXLE, 50-76CM   |
|      | 27129      | AR   | 20K ADJUSTABLE SINGLE AXLE, 45-76CM |
| 7    | 596184M    | AR   | BOLT, HH 3/4X2 GR5 MAGNI            |
| 8    | 596488M    | AR   | BOLT, HH 3/4-10 X 8-1/2 MAGNI       |
| 9    | 596626M    | AR   | NUT, TOPOCK 3/4-10 MAGNI            |
| 10   | 730010ASSY | AR   | HUB PKG 15K Q873                    |
| 11   | 730029ASSY | AR   | HUB PKG 20K Q881 W-LONG STUDS       |



# ILLUSTRATED PARTS LIST

## N873 Hub Assembly, 10 Bolt





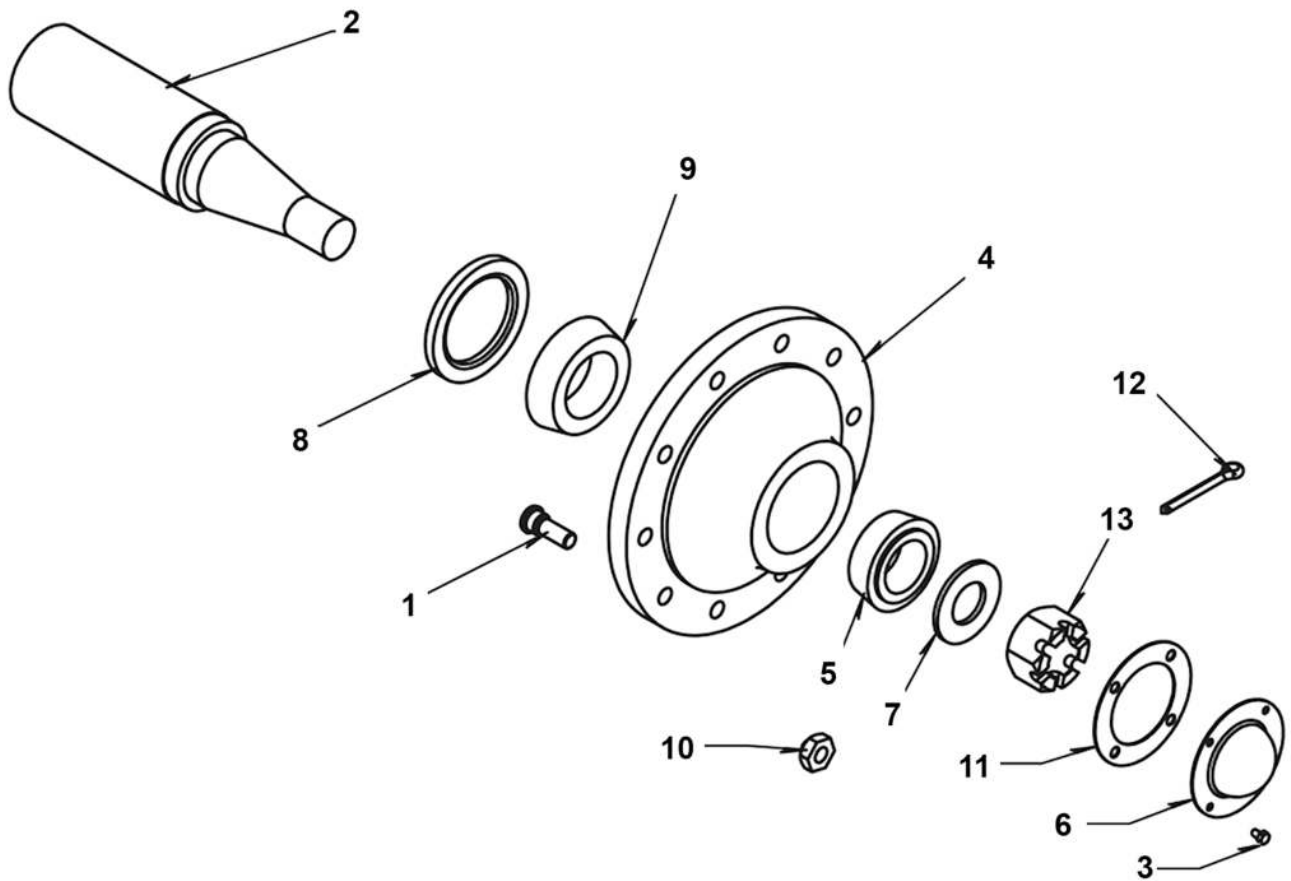


## ILLUSTRATED PARTS LIST

### N873 Hub Assembly, 10 Bolt Parts List

| ITEM | PART NO.   | QTY. | DESCRIPTION                             |
|------|------------|------|---|
|      | 730110     | 1    | N873 HUB ASSEMBLY COMPLETE (ITEMS 1-13) |
| 1    | 54101216   | 10   | WHEEL STUD                              |
| 2    | 730111     | 1    | SPINDLE, 18500 LB                       |
| 3    | 730017     | 4    | 5/16 x 1/2" BOLT                        |
| 4    | 730110     | 1    | N873 Hub Package, 18.5k                 |
| 5    | 130012     | 1    | FRONT BEARING                           |
| 6    | 730072     | 1    | HUB CAP                                 |
| 7    | 730018     | 1    | WASHER                                  |
| 8    | 730013     | 1    | SEAL                                    |
| 9    | 730011     | 1    | REAR BEARING                            |
| 10   | 730051     | 10   | LUG NUT                                 |
| 11   | 730016     | 1    | HUB CAP SEAL                            |
| 12   | COTTER PIN | 1    | COTTER PIN                              |
| 13   | 730014     | 1    | 2" CASTLE NUT                           |

## Q881 Hub Assembly, 10 Bolt



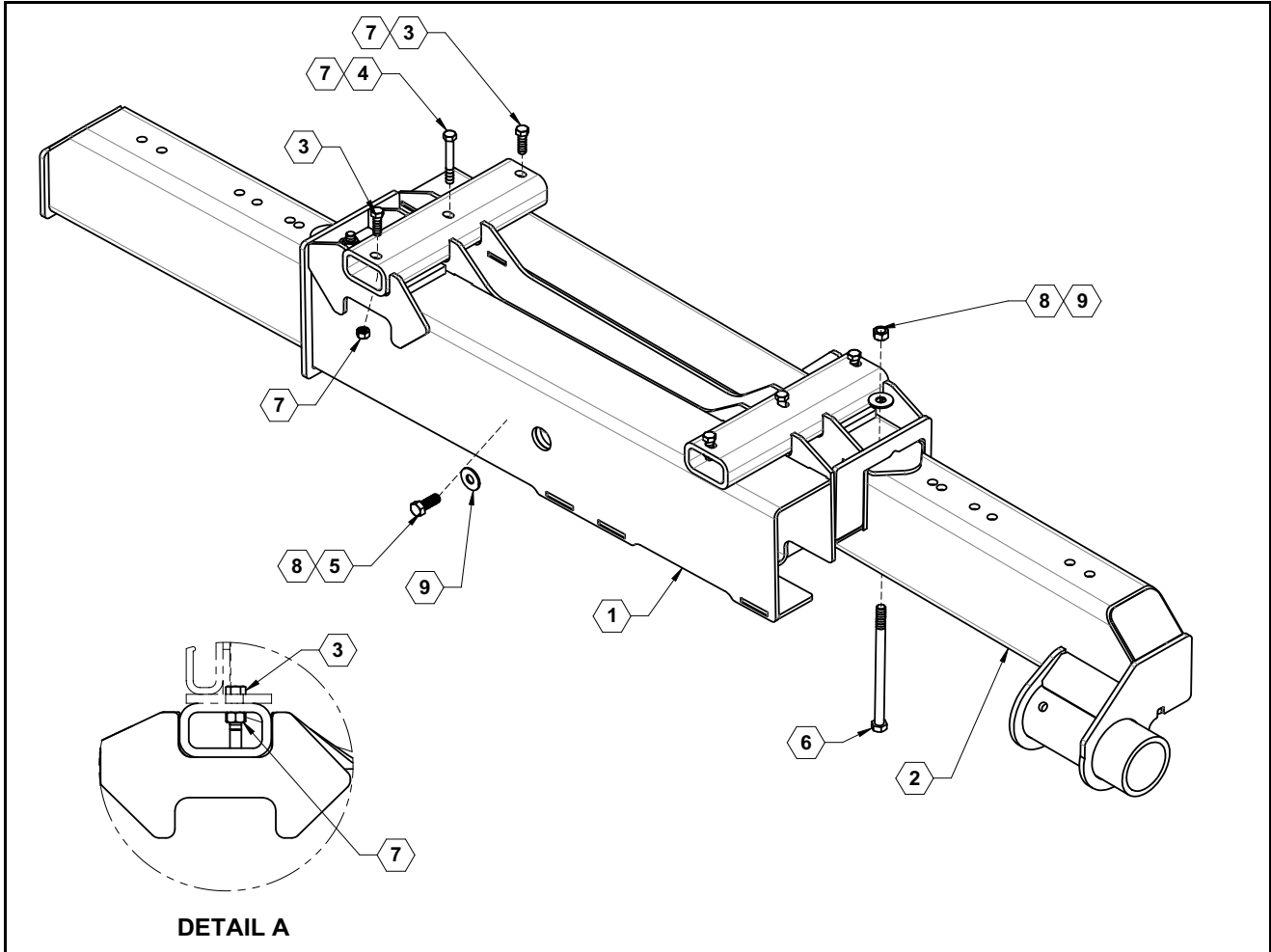


## ILLUSTRATED PARTS LIST

### Q881 Hub Assembly, 10 Bolt Parts List

| ITEM | PART NO.   | QTY. | DESCRIPTION                             |
|------|------------|------|---|
|      | 730029     | 1    | Q881 HUB ASSEMBLY COMPLETE (ITEMS 1-13) |
| 1    | NI953035   | 10   | WHEEL STUD                              |
| 2    | 730007     | 1    | SPINDLE, 20000 LB                       |
| 3    | 730017     | 4    | 5/16 x 1/2" BOLT                        |
| 4    | 730029     | 1    | Q881 Hub Package, 20k                   |
| 5    | 730037     | 1    | FRONT BEARING                           |
| 6    | 730039     | 1    | HUB CAP                                 |
| 7    | 730040     | 1    | WASHER                                  |
| 8    | 730041     | 1    | SEAL                                    |
| 9    | 730043     | 1    | REAR BEARING                            |
| 10   | 730051     | 10   | LUG NUT                                 |
| 11   | 730061     | 1    | HUB CAP SEAL                            |
| 12   | COTTER PIN | 1    | COTTER PIN                              |

## Adjustable Track Axle



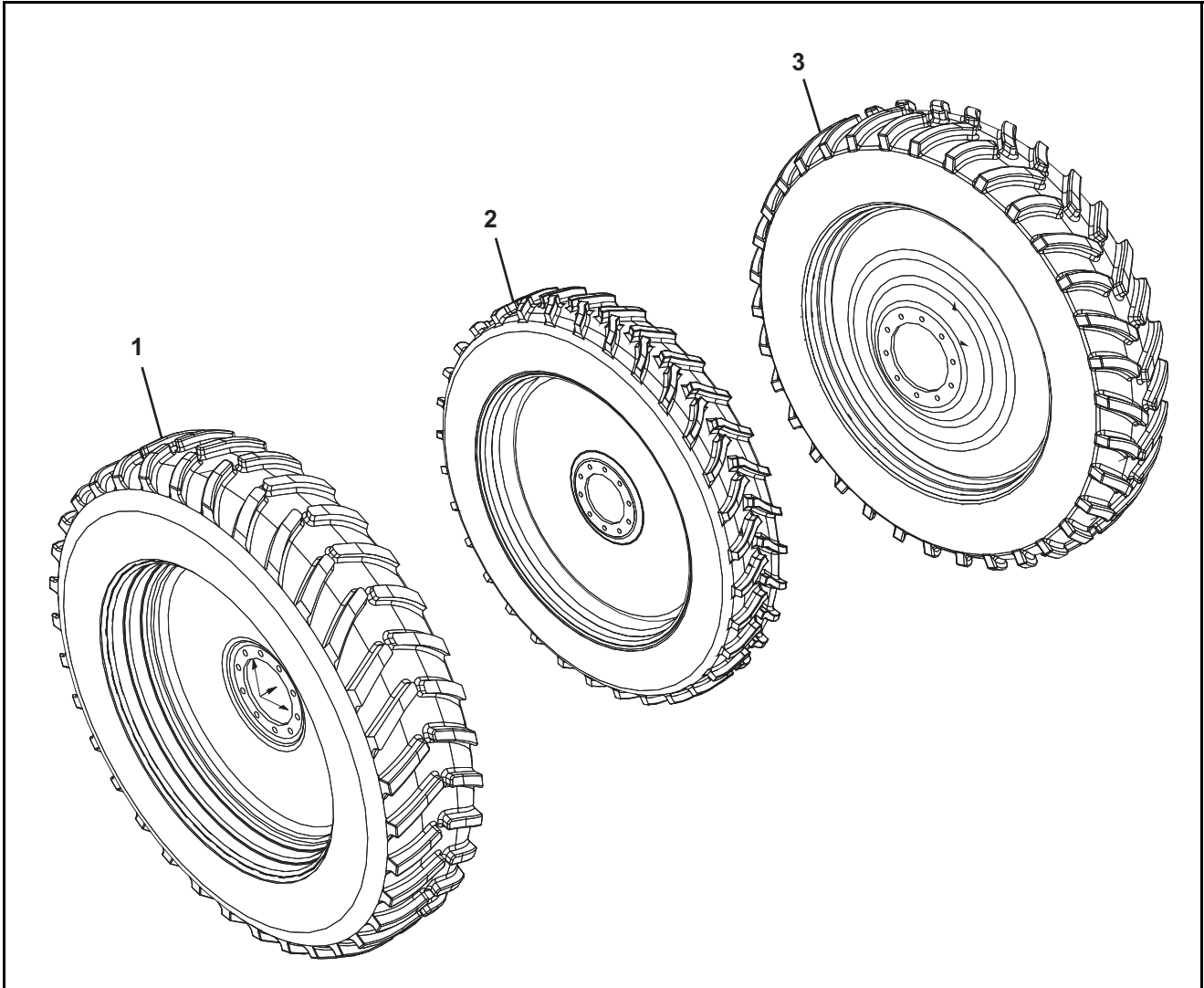
## Adjustable Track Axle Parts List

| ITEM | PART NO. | QTY. | DESCRIPTION                    |
|------|----------|------|--------------------------------|
| 1    | 23955    | 1    | AXLE RECEIVER                  |
| 2    | 23958    | AR   | 80-120" ADJUSTABLE AXLE        |
|      | 26312    | AR   | 84-144" ADJUSTABLE AXLE        |
|      | 27948    | AR   | ADJUSTABLE TRACK AXLE, 45-76cm |
| 3    | 596170M  | 4    | BOLT, HH 5/8-11X2 GR5 MAGNI    |
| 4    | 596177M  | 2    | BOLT, HH 5/8-11X4.5 GR5 MAGNI  |
| 5    | 596184M  | 2    | BOLT, HH 3/4X2 GR5 MAGNI       |
| 6    | 596210M  | 2    | BOLT, 3/4-10 X 12 GR5 MAGNI    |
| 7    | 590189M  | 6    | NUT, TOPLOCK 5/8-11 MAGNI      |
| 8    | 596626M  | 4    | NUT, TOPOCK 3/4-10 MAGNI       |
| 9    | 596259M  | 4    | WASHER, FLAT 3/4 MAGNI         |



**FAST GLOBAL**  
**SOLUTIONS**

## Tire and Rim





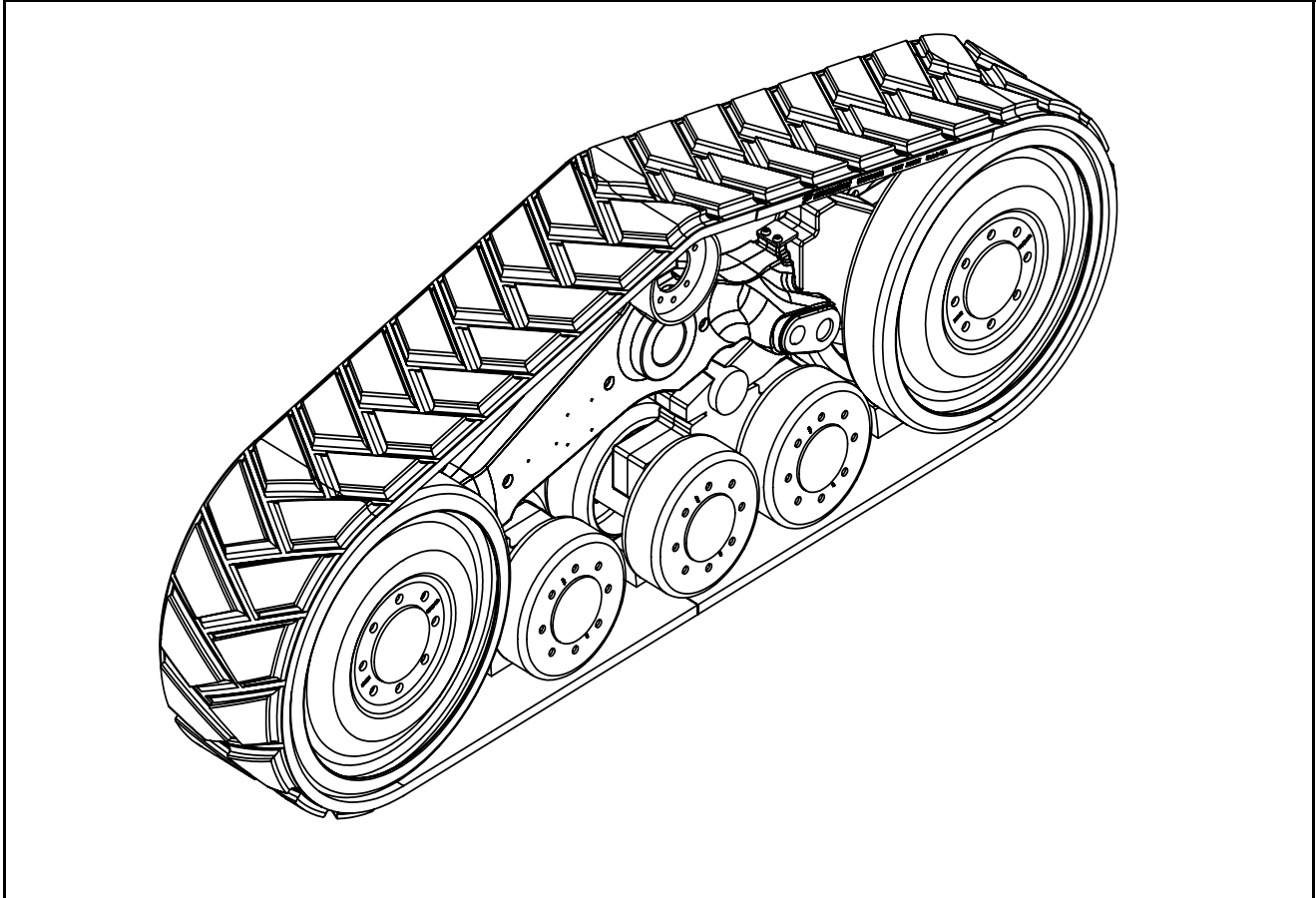
# ILLUSTRATED PARTS LIST

## Tire and Rim Parts List

| ITEM | PART NO. | QTY. 8218 | QTY. 8224 | DESCRIPTION                                |
|------|----------|-----------|-----------|--|
| 1    | 700088   | 1 Opt.    | 1         | 480/80R50 LR176 Tire/Wheel Yellow LH       |
| 1    | 700086   | 1 Opt.    | 1         | 480/80R50 LR176 Tire/Wheel Silver LH       |
| 1    | 700087   | 1 Opt.    | 1         | 480/80R50LR176 Tire/Wheel Yellow RH        |
| 1    | 700085   | 1 Opt.    | 1         | 480/80R50LR176 Tire/Wheel Silver RH        |
| 2    | 700003   | 1         |           | 380/90R46 LR149 Tire/Wheel Yellow LH       |
| 2    | 700000   | 1         |           | 380/90R46 LR149 Tire/Wheel Silver LH       |
| 2    | 700002   | 1         |           | 380/90R46 LR149 Tire/Wheel Yellow RH       |
| 2    | 700001   | 1         |           | 380/90R46 LR149 Tire/Wheel Silver RH       |
| 3    | 700020   | 2 Opt.    | 2 Opt.    | 380/90R46 LR 149 Tire/Wheel Yellow Dual LH |
| 3    | 700034   | 2 Opt.    | 2 Opt.    | 380/90R46 LR 149 Tire/Wheel Silver Dual LH |
| 3    | 700021   | 2 Opt.    | 2 Opt.    | 380/90R46 LR 149 Tire/Wheel Yellow Dual RH |
| 3    | 700035   | 2 Opt.    | 2 Opt.    | 380/90R46 LR 149 Tire/Wheel Silver Dual RH |

Consult factory for other tire sizes.

## Camso Tracks



## Camso Tracks Parts List

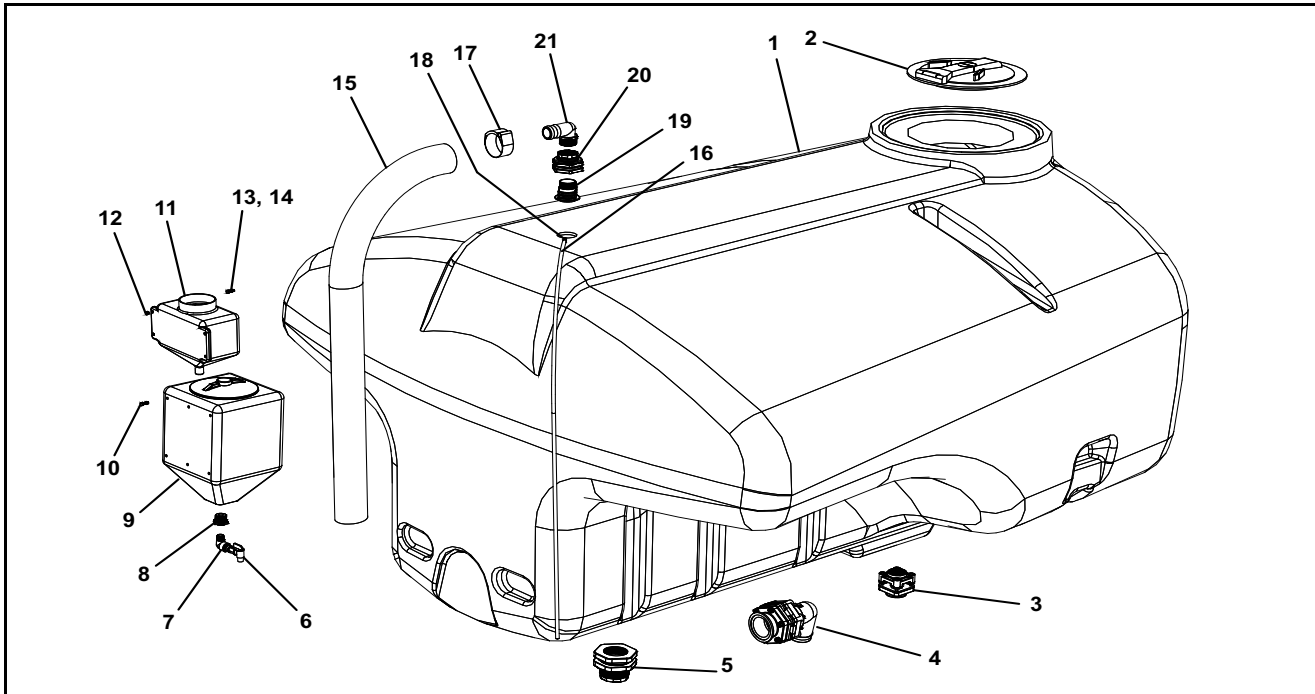
| ITEM | PART NO. | QTY. | DESCRIPTION                 |
|------|----------|------|-----------------------------|
| 1    | 700206   | AR   | CAMSO TTS 40-1511, GREY     |
| 1    | 700202   | AR   | CAMSO TTS 40-1511, YELLOW   |
| 1    | 800259   | 1    | DECAL, CAUTION - TRACK FIRE |





# ILLUSTRATED PARTS LIST

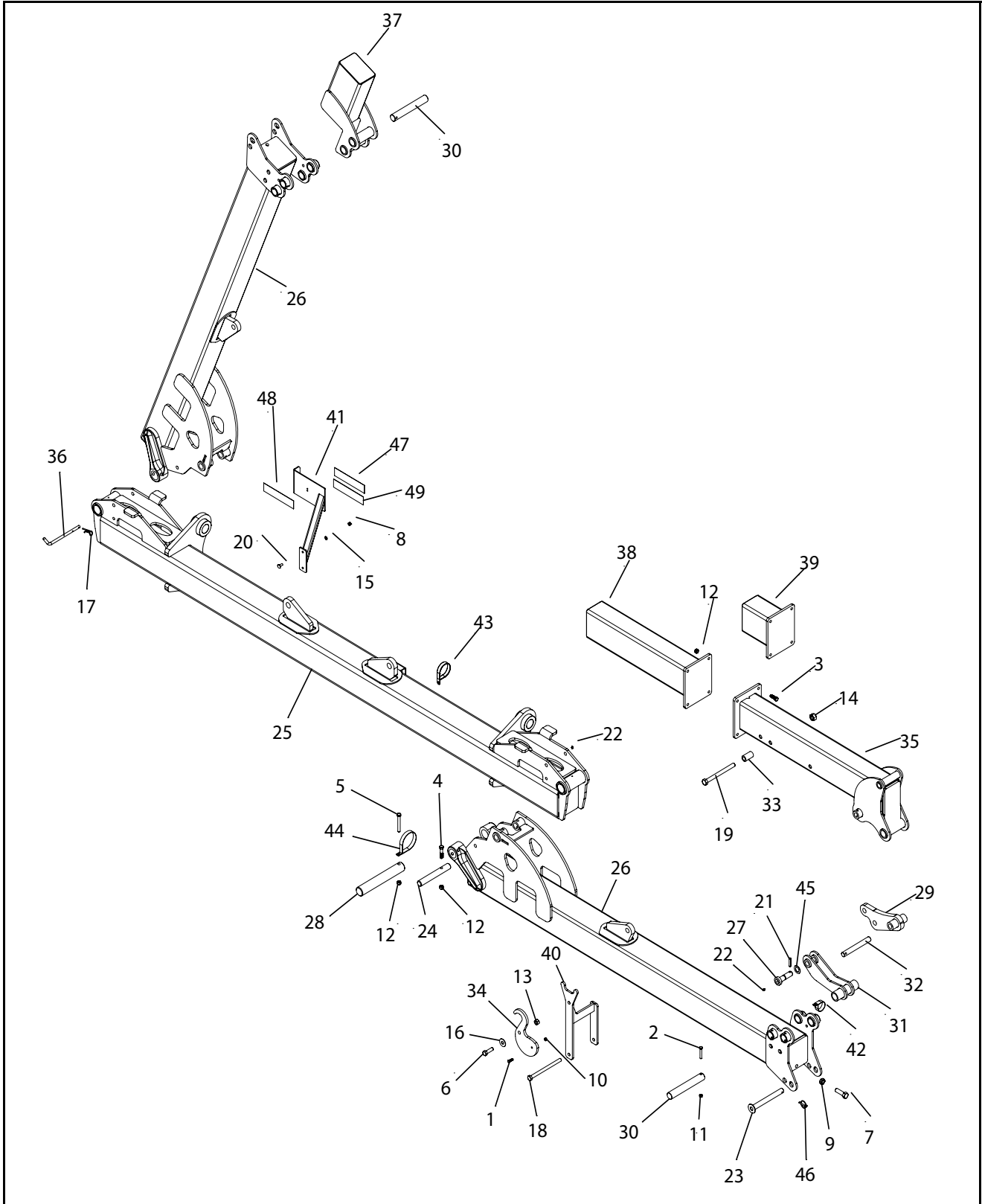
## 1050-2400 Tank



## 1050-2400 Tank Parts List

| Item | Part No.    | Description                            | 8310                  | 8313  | 8318  | 8324  |
|------|-------------|--|-----------------------|-------|-------|-------|
| 1    | 570085      | Tank 1050 Gallon Yellow                | 1                     |       |       |       |
| NS   | 570084      | TANK 1050 GALLON WHITE                 | 1                     |       |       |       |
| NS   | 570087      | TANK 1350 GALLON YELLOW                |                       | 1     |       |       |
| NS   | 570086      | TANK 1350 GALLON WHITE                 |                       | 1     |       |       |
| NS   | 570089      | TANK 1800 GALLON YELLOW                |                       |       | 1     |       |
| NS   | 570088      | TANK 1800 GALLON WHITE                 |                       |       | 1     |       |
| NS   | 570091      | TANK 2400 GALLON YELLOW                |                       |       |       | 1     |
| NS   | 570090      | TANK 2400 GALLON WHITE                 |                       |       |       | 1     |
| 2    | 570070      | LID ASSEMBLY                           | 1                     | 1     | 1     | 1     |
| 3    | 530116      | FITTING TANK (BJMBF150200BD)           | 1                     | 1     |       |       |
| 3    | 530350      | FITTING TANK (BJMBF222BD)              |                       |       | 1     | 1     |
| 4    | 90SASUM P96 | SUMP FITTING W/ELBOW                   | 1                     | 1     |       |       |
| 5    | 530164      | 3 INCH POLYPRO TANK FLANGE ASSEMBLY    |                       |       | 1     | 1     |
| 6    | 510022      | HOSE 3/4 FLO-RITE FAUCET CLEAR         | 1                     | 1     | 1     | 1     |
| 7    | 530151      | 3/4 INCH POLY STREET ELBOW - 90 DEGREE | 1                     | 1     | 1     | 1     |
| 8    | 530143      | BUSHING REDUCER 1-1/4 TO 3/4" NPT      | 1) USED ON 10 GA OPT. |       |       |       |
| 9    | 570097      | TANK 10 GALLON RINSE YELLOW            | 1) USED ON 10 GA OPT. |       |       |       |
| NS   | 570092      | TANK 10 GALLON RINSE WHITE             | 1) USED ON 10 GA OPT. |       |       |       |
| 10   | 114         | BOLT HEX HEAD 5/16 X 3/4" GRADE 5 ZP   | 6) USED ON 10 GA OPT. |       |       |       |
| NS   | 570044      | TANK 2.5 GALLON RINSE WHITE            | OPT. W/ WHITE TANK    |       |       |       |
| 12   | 228         | HUT HEX NYLOCK ZP                      | 4                     | 4     | 4     | 4     |
| 13   | 257         | WASHER FLAT 5/16" ZP                   | 4                     | 4     | 4     | 4     |
| 14   | 116         | BOLT HEX HEAD 5/16 X 1-1/2" GRADE 5 ZP | 4                     | 4     | 4     | 4     |
| 15   | 510025      | HOSE OVERFLOW 2"                       | 7 Ft                  | 7 Ft  | 7 Ft  | 7 Ft  |
| 16   | 510023      | BURP TUBE PUMP                         | 18 Ft                 | 18 Ft | 18 Ft | 18 Ft |
| 17   | 540007      | CLAMP T BOLT                           | 1                     | 1     | 1     | 1     |
| 18   | 530004      | 1/4" X 1/4" MALE ELBOW                 | 1                     | 1     | 1     | 1     |
| 19   | 530331      | 2" VENT CAP WITHOUT SCREEN             | 1                     | 1     | 1     | 1     |
| 20   | 530163      | 2" POLY TANK FITTING                   | 1                     | 1     | 1     | 1     |
| 21   | 530051      | 2" MPT X 2" HOSE SHANK - 90            | 1                     | 1     | 1     | 1     |

## Center, Inner and Outer Wing Section



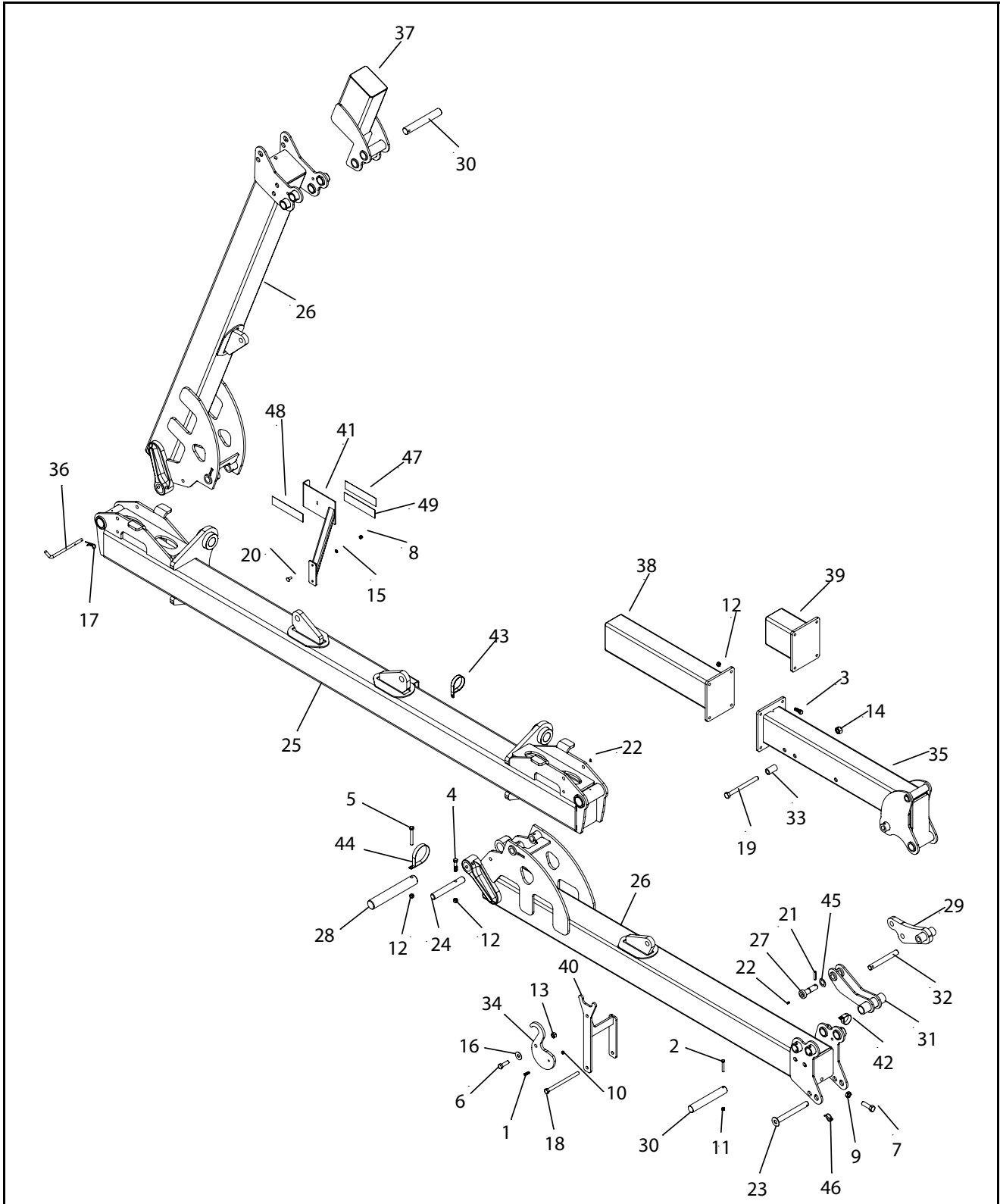


# ILLUSTRATED PARTS LIST

## Center, Inner and Outer Wing Section Parts List

| ITEM | PART NO. | QTY. | DESCRIPTION                         |
|------|----------|------|-------------------------------------|
| 1    | 115      | AR   | BOLT, 5/16 X 1" GRADE 5 ZP          |
| 2    | 131      | AR   | BOLT, 3/8 X 2-1/2" GRADE 5 ZP       |
| 3    | 153      | AR   | BOLT, 1/2 X 1-1/2" GRADE 5 ZP       |
| 4    | 155      | 2    | BOLT, 1/2 X 2-1/2" GRADE 5 ZP       |
| 5    | 158      | 2    | BOLT, 1/2 X 4" GRADE 5 ZP           |
| 6    | 170      | AR   | BOLT, 5/8 X 2" GRADE 5 ZP           |
| 7    | 185      | AR   | BOLT, 3/4 X 2-1/2" GRADE 5 ZP       |
| 8    | 213      | 4    | NUT, 3/8" ZP                        |
| 9    | 225      | AR   | NUT, JAM, 3/4" ZP                   |
| 10   | 236      | AR   | NUT, CENTERLOCK, 5/16" ZP           |
| 11   | 237      | AR   | NUT, CENTERLOCK, 3/8" ZP            |
| 12   | 239      | AR   | NUT, CENTERLOCK, 1/2" ZP            |
| 13   | 240      | AR   | NUT, CENTERLOCK, 5/8" ZP            |
| 14   | 241      | AR   | NUT, CENTERLOCK, 3/4" ZP            |
| 15   | 250      | 4    | WASHER, LOCK, 3/8" ZP               |
| 16   | 261      | AR   | WASHER, 5/8" ZP                     |
| 17   | 285      | 2    | PIN, HITCH, 1/8 X 3-1/8" ZP         |
| 18   | 477      | AR   | BOLT, 5/8 X 8-1/2" GRADE 5 ZP       |
| 19   | 488      | AR   | BOLT, 3/4 X 8-1/2" GRADE 5 ZP       |
| 20   | 592      | 4    | BOLT, CARRIAGE, 3/8 X 1" GRADE 5 ZP |
| 21   | 707      | AR   | ROLL PIN, 3/8 X 2"                  |
| 22   | 759      | AR   | ZERK, 1/4-28 STRAIGHT               |
| 23   | 8339     | AR   | FLIP WING LOCKING PIN               |
| 24   | 17026    | 2    | PIN, DOWN PRESSURE                  |
| 25   | 17044    | 1    | WELDMENT, CENTER SECTION            |
| 26   | 17053    | 2    | WELDMENT, MAIN WING                 |
| 27   | 17060    | AR   | WELDMENT, 1" PIN                    |
| 28   | 17063    | 2    | PIN, MAIN WING                      |
| 29   | 17076    | AR   | WELDMENT, FLIP CYLINDER LINK        |
| 30   | 17079    | AR   | PIN, FLIP BASE                      |
| 31   | 17080    | AR   | WELDMENT, FLIP LINKAGE              |
| 32   | 17083    | AR   | PIN, 8300 FLIP LINKAGE              |
| 33   | 17142    | AR   | TUBE, WING LOCK                     |
| 34   | 17143    | AR   | LATCH, OVERCENTER, 8300             |

## Center, Inner and Outer Wing Section Parts List (Cont.)



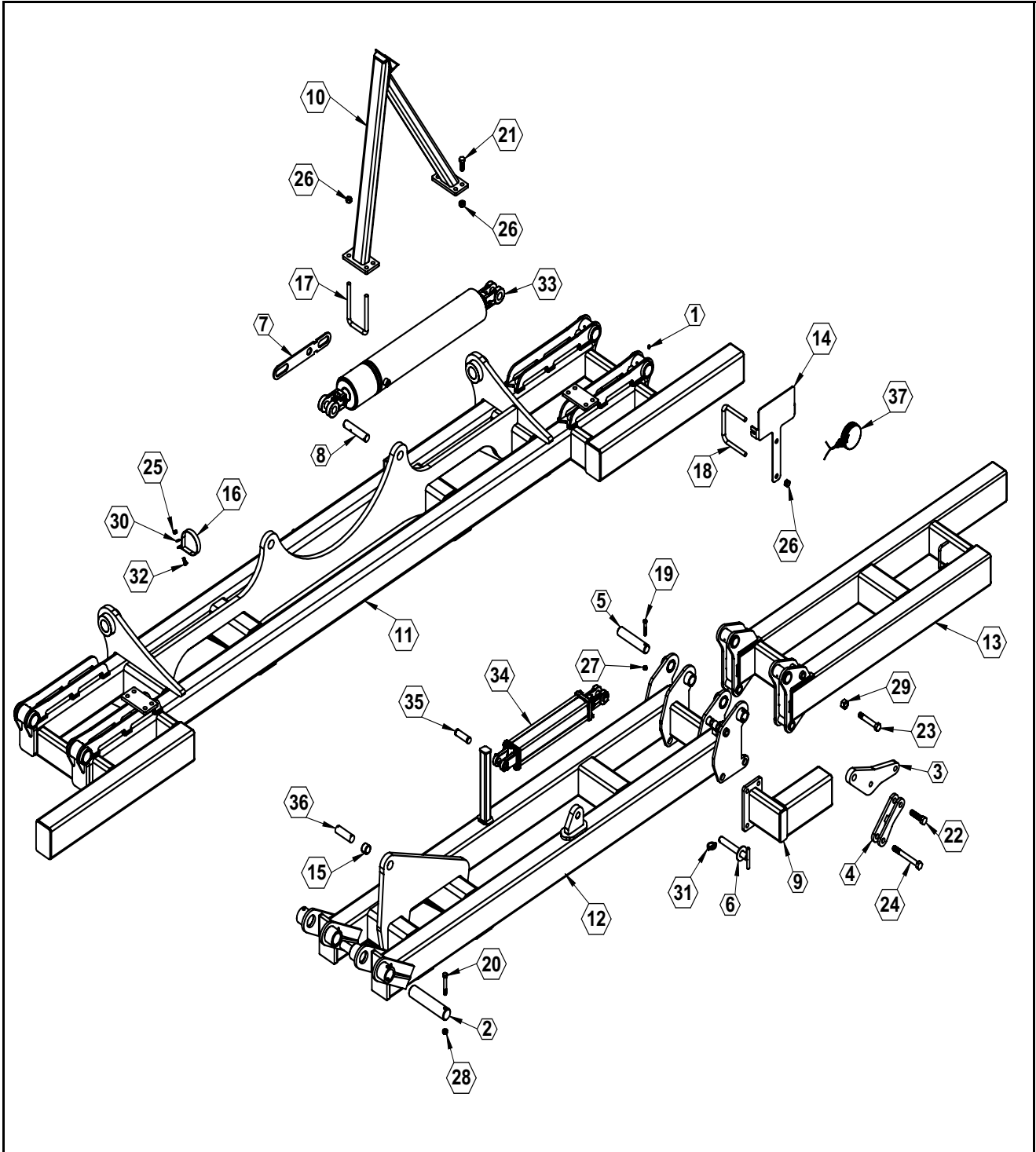


## ILLUSTRATED PARTS LIST

### Center, Inner and Outer Wing Section Parts List (Cont.)

| ITEM | PART NO. | QTY. | DESCRIPTION                |
|------|----------|------|----------------------------|
| 35   | 17170    | AR   | WELDMENT, FLIP WING        |
| 36   | 17808    | 2    | PIN, WING LOCK             |
| 37   | 17814    | AR   | 13 COULTER EXTENSION       |
| 38   | 17834    | AR   | TUBE EXTENSION WELDMENT    |
| 39   | 17836    | AR   | TUBE EXTENSION WELDMENT    |
| 40   | 17887    | AR   | MOUNT, OVERCENTER LATCH    |
| 41   | 17897    | 2    | LIGHT MOUNT                |
| 42   | 540051   | AR   | P-CLAMP, 2" W/3/8" HOLE    |
| 43   | 540052   | 2    | P-CLAMP, 3" W/3/8" HOLE    |
| 44   | 540054   | 2    | P-CLAMP, 4" WITH 0.5" HOLE |
| 45   | 590179   | AR   | WASHER, 1 X 14 GA ZP       |
| 46   | 710005   | AR   | LYNCH PIN, 1/4 X 1-3/4" ZP |
| 47   | 800109   | 2    | DECAL, RED REFLECTOR       |
| 48   | 800110   | 2    | DECAL, AMBER REFLECTOR     |
| 49   | 800111   | 2    | DECAL, ORANGE REFLECTOR    |

## 8300DB Tool Bar



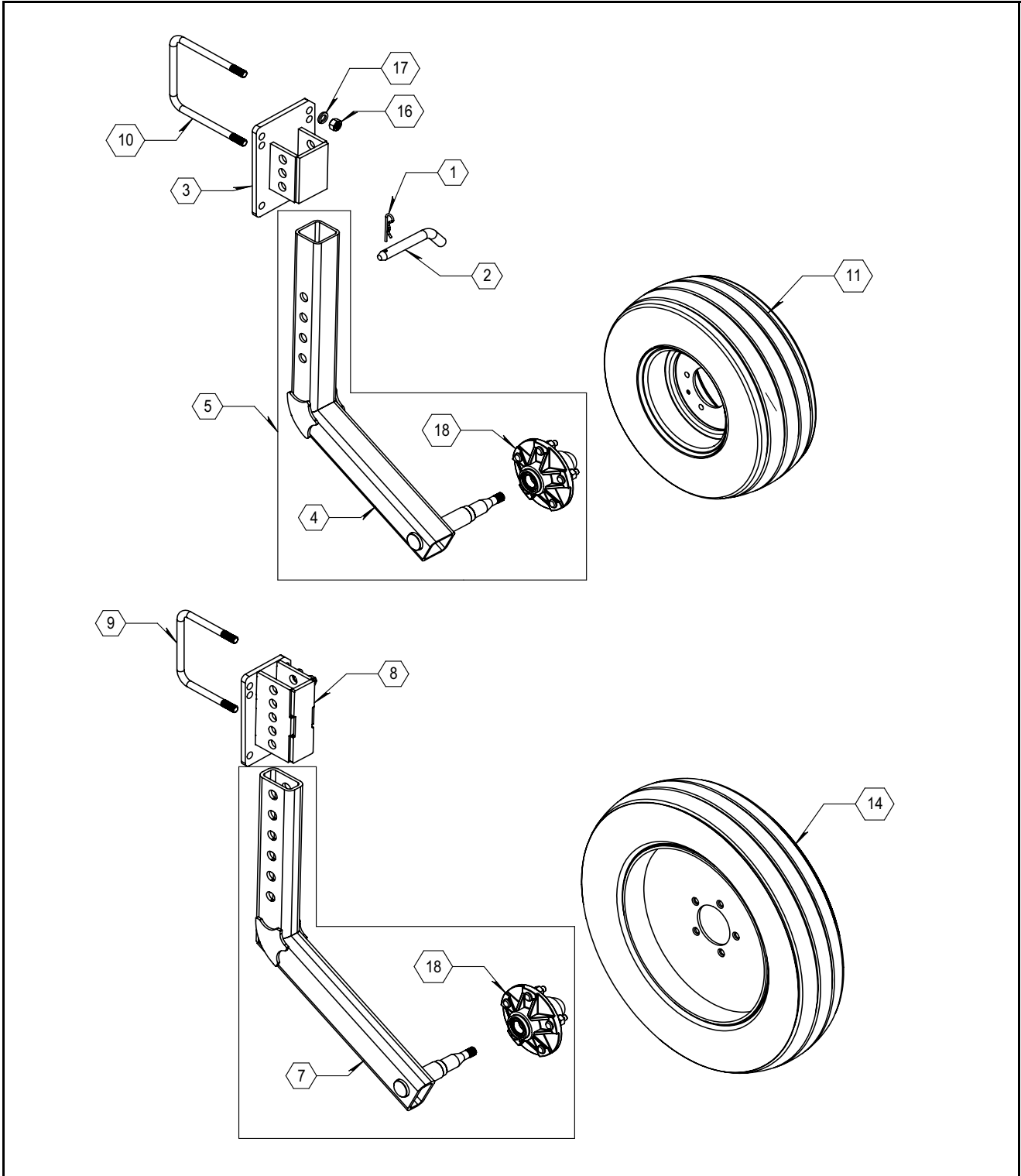


# ILLUSTRATED PARTS LIST

## 8300DB Tool Bar Parts List

| ITEM | PART NO. | QTY. | DESCRIPTION                        |
|------|----------|------|------------------------------------|
| 1    | 759      | 8    | ZERK, 1/4-28 STRAIGHT              |
| 2    | 2120     | 4    | PIN, 2" INNER WING HINGE           |
| 3    | 5539     | 2    | PLATE, BOOMERANG SCISSOR LINK      |
| 4    | 5543     | 2    | SCISSOR LINK FLIP WING             |
| 5    | 5617     | 4    | PIN, 1.5" OUTER FLIP WING HINGE    |
| 6    | 5743     | 4    | PIN, 1" OUTER WING LOCK            |
| 7    | 15857    | 3    | PLATE, CYLINDER ANTIROTATE         |
| 8    | 15859    | 3    | PIN, ANTIROTATE                    |
| 9    | 16090    | AR   | BOLT ON COULTER OFFSET             |
| 10   | 16094    | 2    | WING STAND W LDM T                 |
| 11   | 21601    | 1    | CENTER SECTION W LDM NT            |
| 12   | 21602L   | 1    | WING, INNER LH W LDM T             |
|      | 21602R   | 1    | WING, INNER RH W LDM NT            |
| 13   | 21603R   | 1    | WING, OUTER RH W LDM T             |
|      | 21603L   | 1    | WING, OUTER LH W LDM NT            |
| 14   | 21610    | 2    | BRACKET, LIGHT MOUNT               |
| 15   | 530291   | 2    | BUSHING, 1 1/4" I.D. x 1" LG       |
| 16   | 540053   | 4    | P-CLAMP, 4" W /3/8" HOLE           |
| 17   | 590062   | 4    | U-BOLT, 4 X 6 X 5/8"               |
| 18   | 590075   | AR   | U-BOLT, 5/8 X 7-1/16" X 6-1/2", ZP |
| 19   | 596131M  | 4    | BOLT, HH 3/8-16X2-1/2 GR5 MAGNI    |
| 20   | 596157M  | 4    | BOLT, HH 1/2X3-1/2 GR5 MAGNI       |
| 21   | 596172M  | 8    | BOLT, HH 5/8-11X1-3/4 GR5 MAGNI    |
| 22   | 596186M  | 2    | BOLT, HH 3/4-10 FT X 3 GR8 MAGNI   |
| 23   | 596189M  | 2    | BOLT, HH 3/4-10 X 4 X 1 GR5 MAGNI  |
| 24   | 596193M  | 2    | BOLT, HH 3/4-10X6-1/2 GR5 MAGNI    |
| 25   | 596213M  | 4    | NUT, HEX 3/8-16 MAGNI              |
| 26   | 596232M  | AR   | NUT, HEX NYLOCK 5/8-11 MAGNI       |
| 27   | 596237M  | 4    | NUT, CENTERLOCK 3/8 MAGNI          |
| 28   | 596239M  | 4    | NUT, CENTERLOCK, 1/2-13 MAGNI      |
| 29   | 596241M  | 6    | NUT, CENTERLOCK 3/4-10 MAGNI       |
| 30   | 596250M  | 4    | LOCKWASHER 3/8 MAGNI               |
| 31   | 596296M  | 4    | LYNCH PIN, 1/4 X 1-3/4 MAGNI       |
| 32   | 596592M  | 4    | BOLT, CARR., 3/8-16 X 1" MAGNI     |
| 33   | 620030   | 2    | CYLINDER, 5 X 24 X 2"              |
| 34   | 620057   | 2    | CYLINDER, 3 X 16"                  |
| 35   | 620072   | 4    | PIN, CYLINDER, 1 X 3-3/8"          |
| 36   | 620075   | 2    | PIN, CYLINDER, 1-1/4 X 3-7/8"      |
| 37   | 740024   | 2    | LIGHT, AMBER, PED. MOUNT           |

## Gauge Wheel





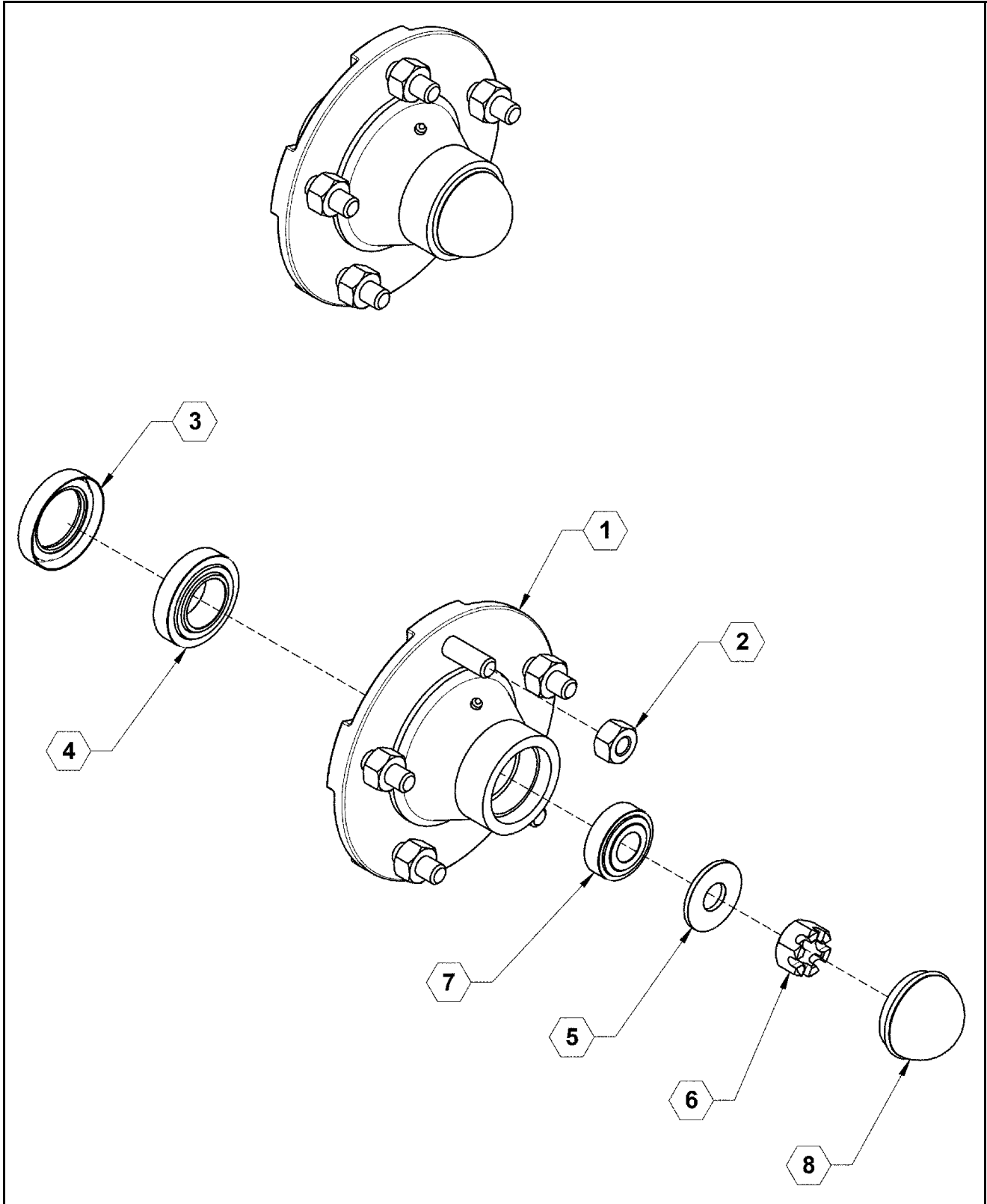


# ILLUSTRATED PARTS LIST

## Gauge Wheel Parts List

| ITEM | PART NO.   | QTY. | DESCRIPTION                  |
|------|------------|------|------------------------------|
| 1    | 285        | AR   | PIN, HITCH, 1/8 X 3-1/8" ZP  |
| 2    | 19061      | AR   | PIN, CROSS                   |
| 3    | 19055L     | AR   | STANDARD GAUGE WHEEL MOUNT   |
| NS   | 19055R     | AR   | STANDARD GAUGE WHEEL MOUNT   |
| 4    | 19060L     | AR   | STANDARD GAUGE WHEEL ARM     |
| NS   | 19060R     | AR   | STANDARD GAUGE WHEEL ARM     |
| 5    | 19063L     | AR   | STANDARD ARM WITH HUB        |
| NS   | 19063R     | AR   | STANDARD ARM WITH HUB        |
| 6    | 22041L     | AR   | NARROW ARM WITH HUB          |
| NS   | 22041R     | AR   | NARROW ARM WITH HUB          |
| 7    | 22045L     | AR   | NARROW GAUGE WHEEL ARM       |
| NS   | 22045R     | AR   | NARROW GAUGE WHEEL ARM       |
| 8    | 22050L     | AR   | NARROW GAUGE WHEEL MOUNT     |
| NS   | 22050R     | AR   | NARROW GAUGE WHEEL MOUNT     |
| 9    | 590061     | AR   | U-BOLT 5/8 X 5 X 7"          |
| 10   | 590108     | AR   | U-BOLT 5/8 X 7 X 7"          |
| 11   | 700023     | AR   | WHEEL, 20.5 X 8 X 10, YELLOW |
| 12   | 700030     | AR   | WHEEL, 20.5 X 8 X 10, SILVER |
| 13   | 700133     | AR   | NARROW WHEEL, SILVER         |
| 14   | 700134     | AR   | NARROW WHEEL, YELLOW         |
| 15   | 730030     | AR   | NUT, LUG                     |
| 16   | 596216M    | AR   | NUT, HEX 5/8 MAGNI           |
| 17   | 596253M    | AR   | LOCKWASHER 5/8 MAGNI         |
| 18   | 730003ASSY | AR   | HUB ASSEMBLY                 |

## Q736 Hub Assembly, 5 Bolt



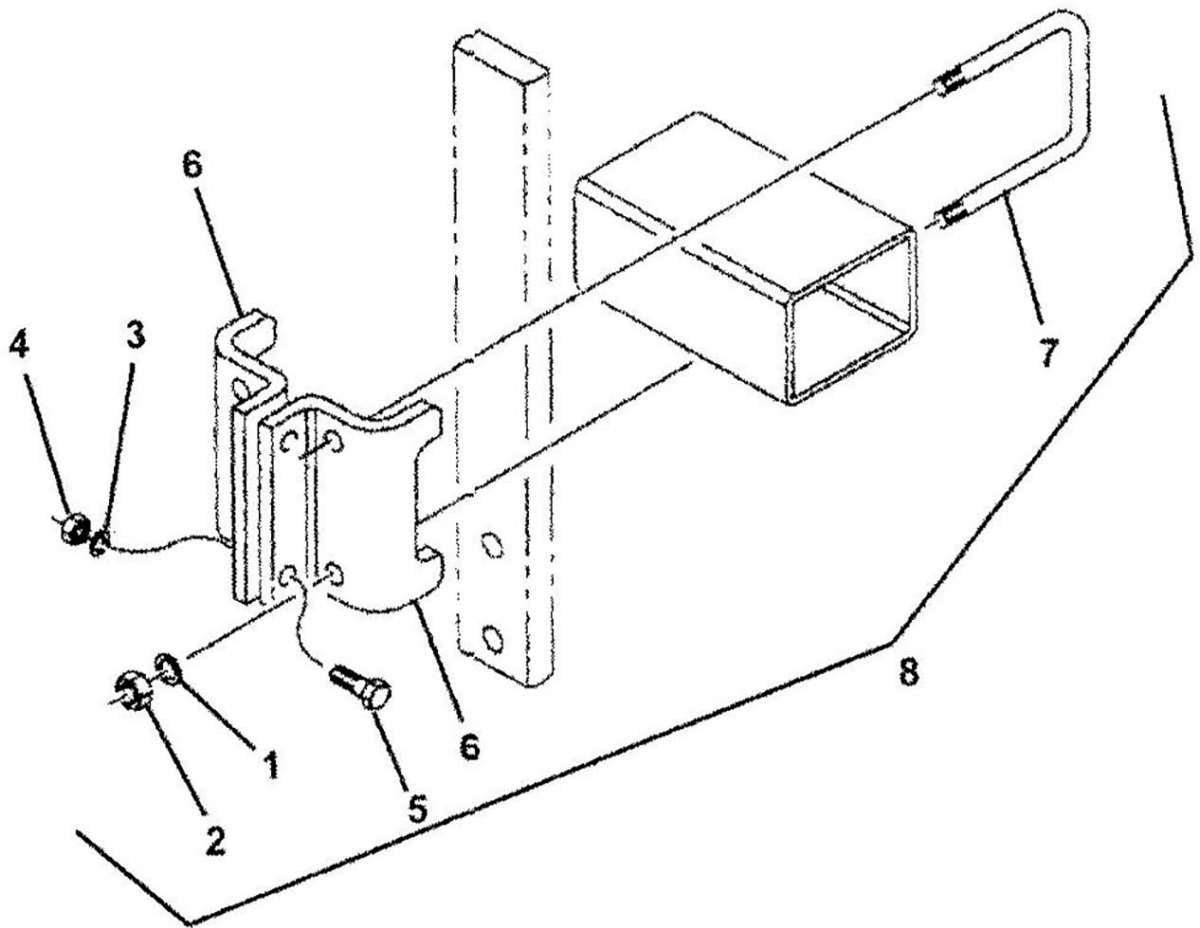


## ILLUSTRATED PARTS LIST

### Q736 Hub Assembly, 5 Bolt Parts List

| ITEM | PART NO. | QTY. | DESCRIPTION                   |
|------|----------|------|-------------------------------|
| 1    | 730003   | 1    | Q736 HUB ASSEMBLY (ITEMS 1-7) |
| 2    | 1724     | 5    | WHEEL STUD BOLT, 913576       |
| 2    | 1725     | 5    | WHEEL LUG NUT, 912919         |
| 3    | 1716     | 1    | SEAL QDS 906296               |
| 4    | 1710     | 1    | INNER CUP (LM67010)           |
| 4    | 1712     | 1    | INNER CONE (LM67048)          |
| 5    | 730034   | 1    | HUB WASHER                    |
| 6    | 730035   | 1    | CASTLE NUT N669               |
| 7    | 1711     | 1    | OUTER CUP (LM11910)           |
| 7    | 1713     | 1    | OUTER CONE (LM11949)          |
| 8    | 1714     | 1    | HUB CAP QDS 909931            |

## Mounting Clamp Kit for Auscherman Coulter Option



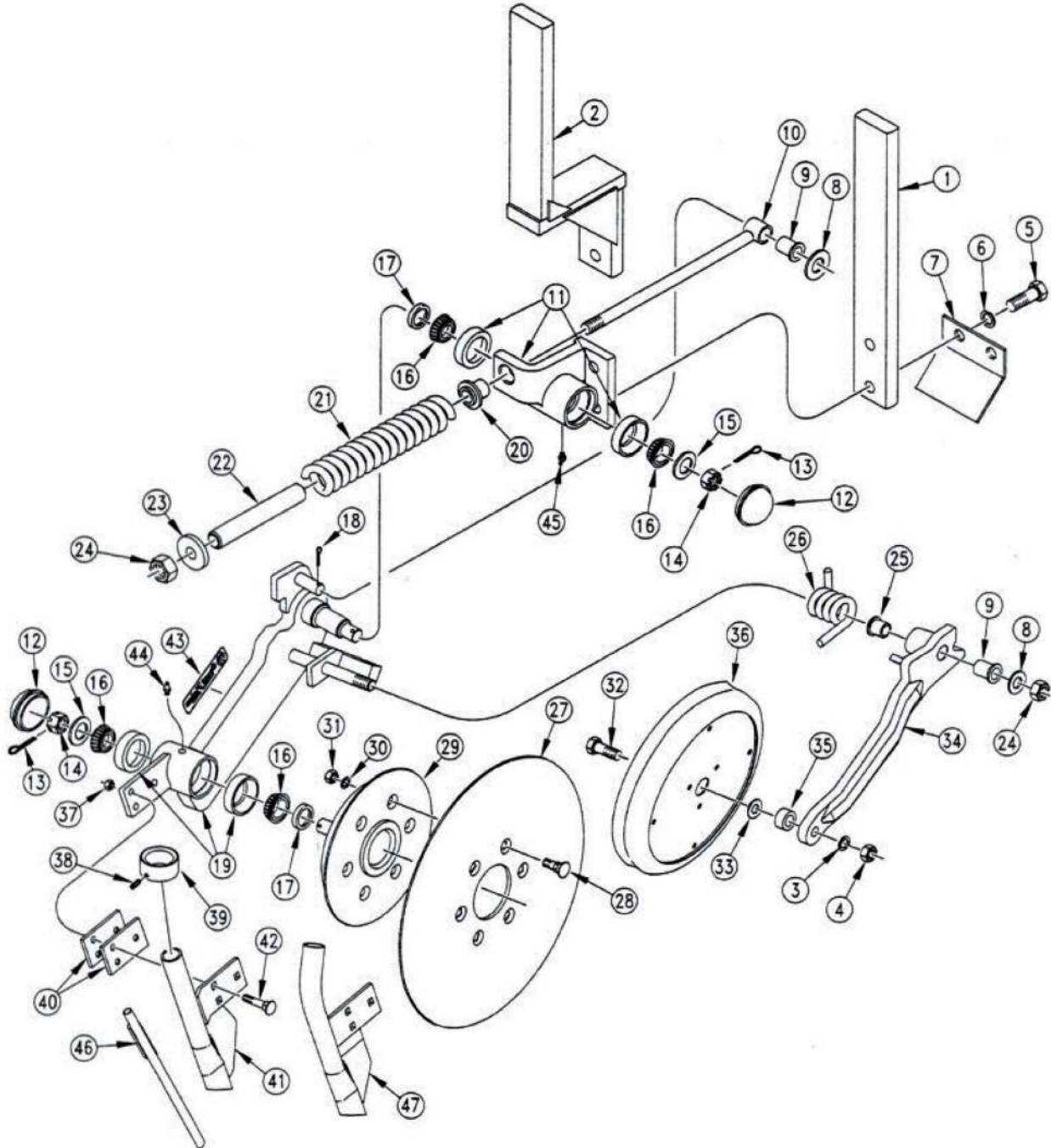


## ILLUSTRATED PARTS LIST

### Mounting Clamp Kit for Auscherman Coulter Option Parts List

| ITEM | VENDOR PART NO. | FAST PART NO. | QTY. | DESCRIPTION                                       |
|------|-----------------|---------------|------|---|
| 1    | 804-022C        | 253           | 4    | LOCKWASHER 5/8" ZP                                |
| 2    | 803-021C        | 216           | 4    | NUT HEX 5/8 ZP                                    |
| 3    | 804-015C        | 252           | 2    | LOCKWASHER 1/2" ZP                                |
| 4    | 803-020C        | 215           | 2    | NUT HEX 1/2" ZP                                   |
| 5    | 802-091C        | 153           | 2    | BOLT HEX HEAD 1/2 X 1-1/2 GR5 ZP                  |
| 6    | 204-188D        |               | AR   | 6" SPLIT BAR CLAMP                                |
| 6    | 204-189D        |               | AR   | 7" SPLIT BAR CLAMP                                |
| 7    | 806-116C        |               | AR   | U-BOLT 6 X 4 X 5/8, Use With 204-356k             |
| 7    | 806-083C        |               | AR   | U-Bolt 5/8-11 X 7 1/32 X 7 1/2, Use With 204-228k |
| 7    | 806-084C        |               | AR   | U-Bolt 5/8-11 X 7 1/32 X 9 1/2, Use With 204-224k |
| 7    | 806-131C        |               | AR   | U-Bolt 5/8-11 X 7 1/32 X 6, Use With 204-243k     |
| 8    | 204-356K        | 750024        | 1    | 6 X 4 BAR CLAMP KIT                               |
| 8    | 204-224K        | 750046        | 1    | 7 x 7" Square Bar Clamp Kit                       |
| 8    | 204-228K        | 750047        | 1    | 7 x 5" Square Bar Clamp Kit                       |

## Auscherman Vantage II Coulter



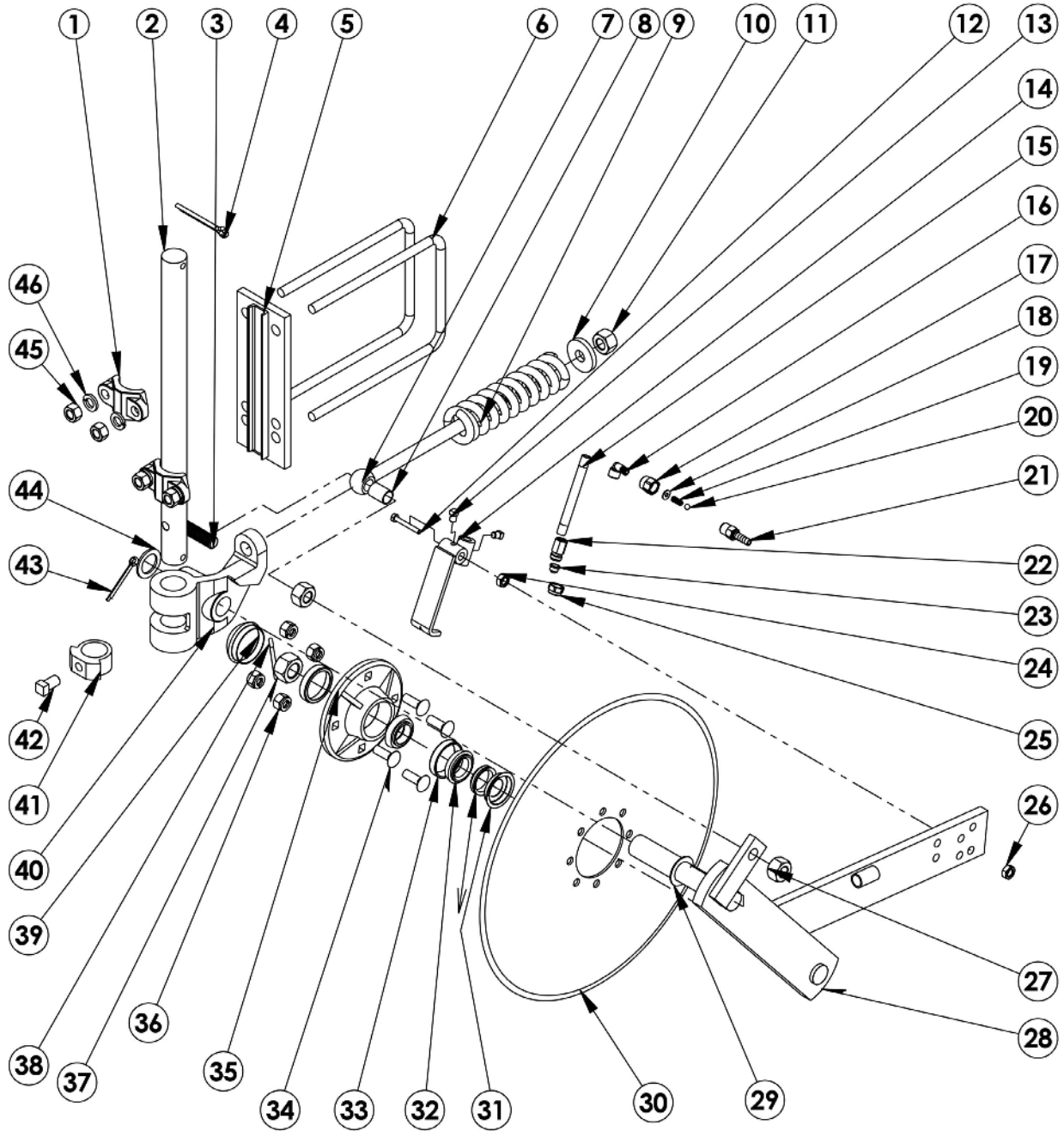


# ILLUSTRATED PARTS LIST

## Auscherman Vantage II Coulter Parts List

| ITEM | VENDOR PART NO. | FAST PART NO. | QTY. | DESCRIPTION                                  |
|------|-----------------|---------------|------|--|
| 1    | 807-124C        | 750026        |      | 21" Flat Bar Angled Coulter Shank            |
| 2    | 820-181C        |               |      | Vantage II 5" Offset Flat Shank RH (Shown)   |
| NS   | 820-182C        |               |      | Vantage II 5" Offset Flat Shank LH           |
| NS   | 804-022C        |               |      | Washer Lock Spring 5/8                       |
| NS   | 803-021C        |               |      | Nut Hex 5/8-11 Plt                           |
| 5    | 802-064C        |               |      | Hex Head Cap Screw 3/4-10 X 2 Grade 5        |
| 6    | 804-023C        |               |      | Washer Lock Spring 3/4                       |
| 7    | 204-154D        |               |      | Front Shield                                 |
| 8    | 804-025C        |               |      | Washer Flat 3/4 SAE                          |
| 9    | 817-051C        |               |      | Swing Arm Bushing                            |
| 10   | 204-209H        |               |      | Blade Spring Rod Weldment                    |
| 11   | 204-233V        |               |      | Coulter Pivot RH Sub-Assembly (Shown)        |
|      | 204-235V        |               |      | Coulter Pivot LH Sub-Assembly                |
| 12   | 200-001D        |               |      | Hub Grease Cap                               |
| 13   | 805-017C        |               |      | Pin Cotter 3/16 X 1-3/4                      |
| 14   | 803-029C        |               |      | Nut Hex Slotted 7/8-14                       |
| 15   | 804-055C        |               |      | Washer Spindle - 7/8                         |
|      | 822-020C        |               |      | Bearing Cup LM-67010 (Not Shown)             |
| 16   | 822-021C        |               |      | Bearing Cone LM-67048                        |
| 17   | 816-009C        |               |      | Oil Seal Double Lip                          |
| 18   | 805-063C        |               |      | Pin Cotter 3/32 X 1 Long                     |
| 19   | 204-234V        |               |      | Blade Arm RH Sub-Assembly (Shown)            |
|      | 204-236V        |               |      | Blade Arm LH Sub-Assembly                    |
| 20   | 817-029C        |               |      | Bushing Coulter Casting                      |
| 21   | 807-074C        |               |      | Spring 2.25 OD X .5 Coil                     |
| 22   | 204-107D        |               |      | Spring Rod Sleeve 1-1/8 OD                   |
| 23   | 812-031C        |               |      | Casting Coulter Spring Washer                |
| 24   | 803-025C        |               |      | Nut Hex 3/4-10 Plt Nylock                    |
| 25   | 817-084C        |               |      | Parallel Arm Pivot Bushing                   |
| 26   | 807-089C        |               |      | Torsion Spring 3/8 Wire RH (Shown)           |
|      | 807-090C        |               |      | Torsion Spring 3/8 Wire LH                   |
| 27   | 820-093C        |               |      | Single Bevel 18 Coulter Blade                |
| 28   | 802-354C        |               |      | Plow Bolt 1/2-13 X 1-1/2 Grade 5             |
| 29   | 204-145D        |               |      | Coulter Hub                                  |
| 30   | 804-015C        |               |      | Washer Lock Spring 1/2                       |
| 31   | 803-020C        |               |      | Nut Hex 1/2-13                               |
| 32   | 802-281C        |               |      | Hex Head Cap Screw 5/8-11 X 2-3/4 Grade 5    |
| 33   | 804-019C        |               |      | Washer Flat 5/8 USS                          |
| 34   | 201-141D        |               |      | Wiper Wheel Arm RH (Shown)                   |
|      | 204-142D        |               |      | Wiper Wheel Arm LH                           |
| 35   | 204-153D        |               |      | Wiper Wheel Spacer                           |
| 36   | 198-057S        |               |      | 2 x 13 Depth Wheel Assembly                  |
|      | 822-095C        |               |      | Press Wheel Bearing Only                     |
|      | 814-083C        |               |      | Press Wheel Tire Only                        |
| 37   | 803-013C        |               |      | Nut Lock 3/8-16 Plt                          |
| 38   | 801-015C        |               |      | Screw Set Socket Head 1/4-20 (1/2)           |
| 39   | 204-268D        |               |      | Dry Fertilizer Tube Collar                   |
| 40   | 816-134C        |               |      | Rubber Pad                                   |
| 41   | 820-124C        |               |      | Dry Fertilizer Tube RH                       |
|      | 820-125C        |               |      | Dry Fertilizer Tube LH                       |
| 42   | 802-406C        |               |      | RHSNB 3/8-16 (1-3/4 SS)                      |
| 43   | 838-482C        |               |      | Decal Gp Planting Components                 |
| 44   | 800-001C        |               |      | Grease Zerk Straight 1/4-28                  |
| 45   | 800-073C        |               |      | Grease Zerk 1/4-28 X 90°                     |
| 46   | 890-580C        |               |      | Vantage II Liquid Insert                     |
| 47   | 204-412H        | 750025        |      | Vantage II RH Dry Drop Tube Weldment (shown) |
|      | 204-413H        |               |      | Vantage II LH Dry Drop Tube Weldment         |
|      |                 |               |      |  |
|      | 204-218L        | 750022        |      | Coulter Vantage II RH (Incl 8-45,47)         |
|      | 204-219L        | 750023        |      | Coulter Vantage II LH (Incl 8-45,47 LH)      |

## Auscherman Coulter Assembly







# ILLUSTRATED PARTS LIST

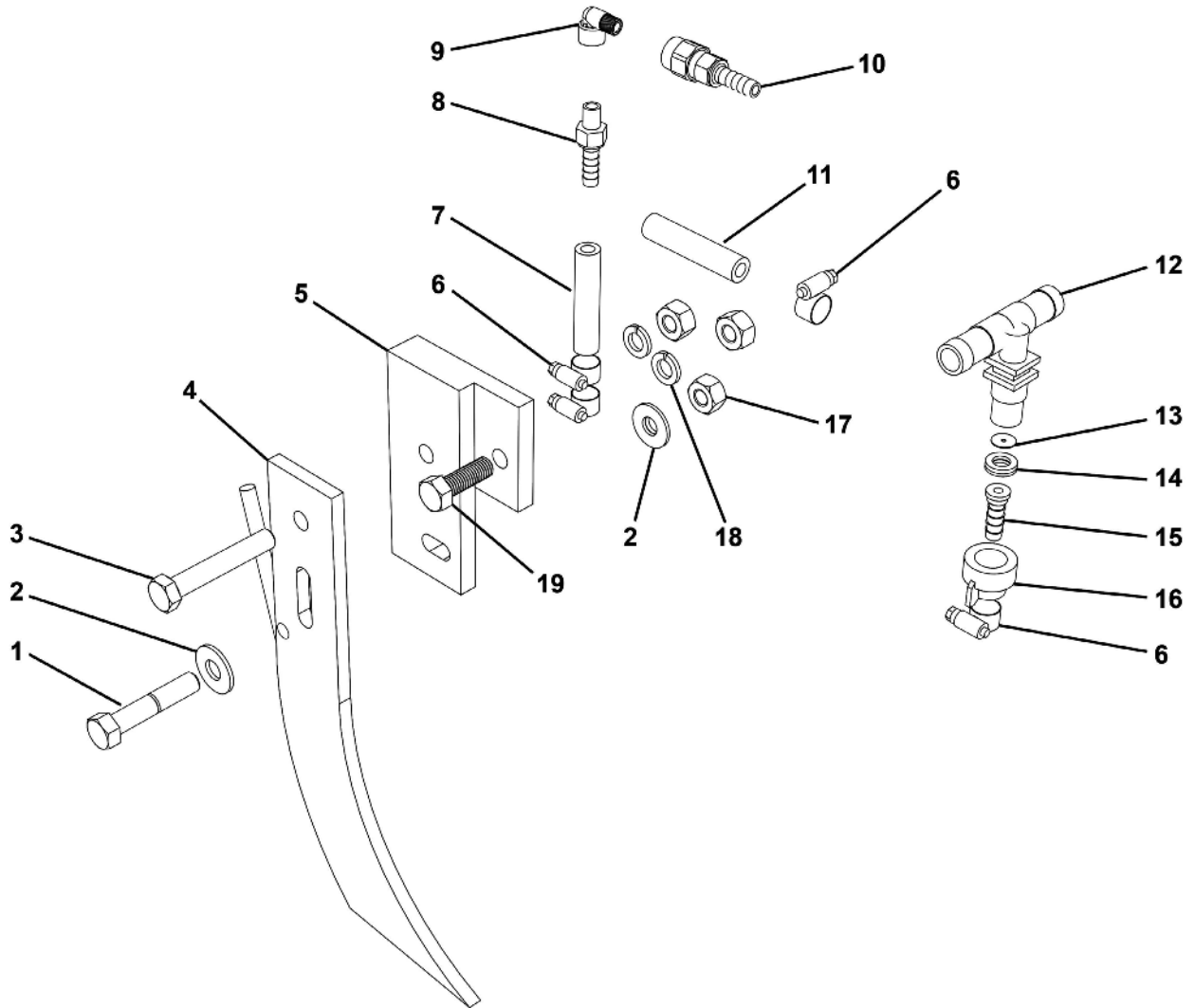
## Auscherman Coulter Assembly Parts List

| ITEM | VENDOR PART NO.      | FAST PART NO. | QTY. | DESCRIPTION                                  |
|------|----------------------|---------------|------|--|
| 1    | N369                 | 590005        | 2    | Casting Clamp                                |
| 2    | N343                 | 750012        | 1    | 1-1/2" Straight Coulter Shank                |
| NS   | N345                 | 750055        | AR   | 1-1/2" Offset Coulter Shank                  |
| NS   |                      | 750054        | 1    | 1-1/2" Offset Coulter Shank Special          |
| NS   |                      | 750053        | 1    | 1-1/2" Offset Coulter Shank Special          |
| 3    |                      | 186           | 1    | Bolt Hex Head 3/4 X3 Grade 5 Zp              |
| 4    |                      |               | 2    | Cotter Pin 5/16" X3                          |
| 5    | FPC510               |               | 1    | Clamp Plate                                  |
| 6    | N367-1               |               | 2    | U-Bolt 7 X 8-1/2 X 5/8 E-Coat                |
| 7    | FBU6B0               |               | 1    | Bushing Nylon For Spring Rod                 |
| 8    | N347-7               |               | 1    | Spring Rod                                   |
| 9    | N347-5               |               | 1    | Spring Coulter                               |
| 10   | S233                 |               | 1    | Spring Bushing Casting                       |
| 11   | N347-3               | 233           | 1    | Nut Hex Head 3/4 Nylock Zp                   |
| 12   |                      | 750010        | 1    | Bolt Hex Head 1/2 X4 Grade 5 SS              |
| 13   | FBH0816-SS           | 750018        | 2    | Set Screw 3/8 X 1/2"                         |
| 14   | FBS0602              | 750016        | 1    | Rock Guard                                   |
| 15   | COI100-7             | 530199        | 1    | Nipple, Pipe 1/4 X5 SS                       |
| 16   | TJ-4676-22-1/4       | 530246        | 1    | Elbow, Street 1/4" NPT SS                    |
|      | TJ-CP4916-250        | 530188        | 1    | Hose Shank Check Valve Assembly Items 17-21  |
| 17   |                      |               | 1    | Adapter 11/16" X 1/4" NPT                    |
| 18   | TJ-4676-22-1/4       |               | 1    | Orifice Plate 302 SS                         |
| 19   | TJ-CP4916-250        |               | 1    | Spring 5# 302 SS                             |
| 20   | TJ-CP3655-5-SS       |               | 1    | Ball 302 SS                                  |
| 21   | TJ-CP7671-5/16/SS    |               | 1    | Hose Shank 11/16 X 1/4" NPT 303 SS           |
| 22   | TJ-39189-8400-406-SS | 520014        | 1    | Teejet Body SS                               |
| 23   | TJ-CP1321-SS         |               | 1    | Tip SS Teejet (Specify Tip Size)             |
| 24   | TP-00xx-SS           | 750009        | 1    | Hut Hex Head Jam 1/2" SS                     |
| 25   | FNJ08-SS             | 750015        | 1    | Nozzle Cap SS                                |
| 26   | TJ-CP1325SS          | 750011        | 1    | Nut Hex Head Nylock 1/2" SS                  |
| 27   | FNJL08-SS            |               | 1    | Nut Hex Head 3/4" Nf Zp                      |
| 28   | FNL12-NF             |               | 1    | Swing Arm W Hub                              |
| 29   | N347-47              |               | 1    | Bushing Coulter Flanged                      |
| 30   | N347-6               | 750014        | 1    | Coulter Ripple 20"                           |
| 31   | N342                 |               | 1    | Seal Coulter 2 Piece                         |
| 32   | W40-2                |               | 1    | Bearing                                      |
| 33   | W32                  |               | 2    | Cup  |
| 34   | W38                  |               | 2    | Bolt Carriage 1/2" X 1-1/2" Zp               |
| 35   | FBC0806              |               | 4    | Hub Assembly Complete (Items 31-33,35,37-39) |
|      | W23Y                 |               | 1    | Hub Only                                     |
| 36   | W23                  |               | 1    | Nut Hex Head 1/2" Zp                         |
| 37   | FNH08                |               | 4    | Nut Spindle 5/8"                             |
| 38   | W60                  |               | 1    | Pin Cotter 1/8" X 1-1/4"                     |
| 39   | FPC497               |               | 1    | Cap Hub                                      |
| 40   | W50                  |               | 1    | Coulter Hinge Casting                        |
| 41   | N347-1               | 750008        | 1    | Locking Collar 30°                           |
| NS   | N347-2               |               | OPT. | Locking Collar 45°                           |
| 42   | N347-2/45            |               | 1    | Setscrew 5/8" X 1"                           |
| 43   | FBS1004              |               | 1    | Pin Cotter 1/8" X 1-1/4"                     |
| 44   | FPC505               |               | 1    | Bushing 1/8" Thick                           |
| 45   | FWM18                | 216           | 4    | Nut Hex Head 5/8" Zp                         |
| 46   |                      | 253           | 4    | Washer Lock 5/8"                             |



# ILLUSTRATED PARTS LIST

## Auscherman Knife Assembly





# ILLUSTRATED PARTS LIST

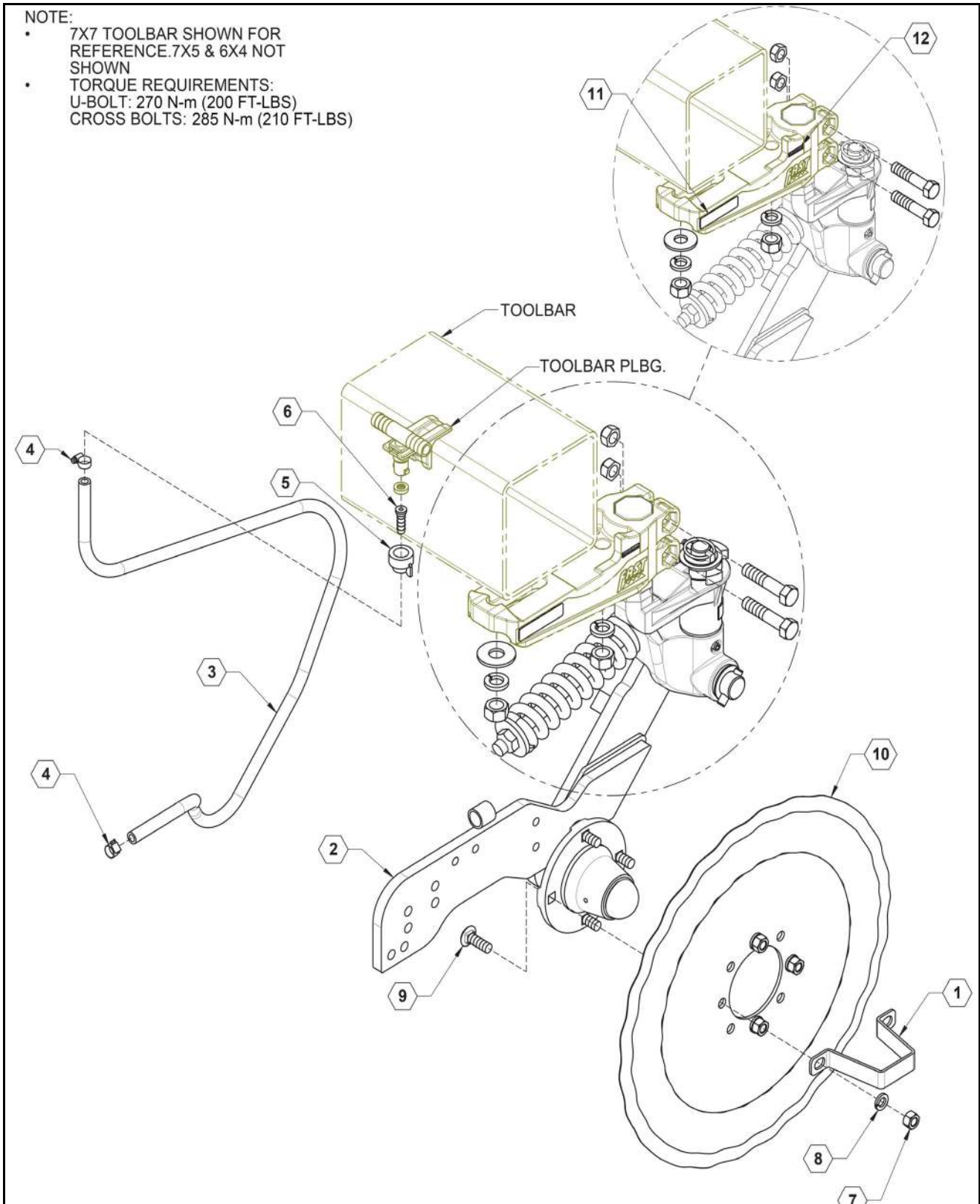
## Auscherman Knife Assembly Parts List

| ITEM | VENDOR PART NO.   | FAST PART NO. | QTY. | DESCRIPTION                           |
|------|-------------------|---------------|------|---------------------------------------|
| 1    |                   | FBH0813       | 1    | Bolt Hex Head 1/2 X 3-1/4 Zp Grade 5  |
| 2    |                   | 260           | 2    | Washer Flat 1/2" Zp                   |
| 3    |                   | 155           | 1    | Bolt Hex Head 1/2 X 2-1/2 Zp Grade 5  |
| 4    | WI-CO501000       | 750003        | 1    | Wiese CO50100 Knife                   |
| 5    | CLN3934           | 750019        | 1    | Mounting Bracket And Shim Kit         |
| 6    | BR-64006H         | 540011        | 4    | Clamp Hose 5/16"                      |
| 7    | BS-3/8BH200       | 510020        | 1    | Hose EDPM 3/4" X 4'                   |
| 8    | VI-316A1438       | 530247        | 1    | Hose Barb 1/4" MPT X 3/8" Hose        |
| 9    | VI-304SE14        | 530246        | 1    | Elbow Street 1/4" MPT                 |
| 10   | 39188-8400-406-SS | 530188        | 1    | Valve Check 1/4" MPT X 3/8" Hose      |
| 11   | BS-3/8BH200       | 510020        | 1    | Hose EDPM 3/4" X 54'                  |
| 12   | 18720-112-785-NYB | 520004        | AR   | Tee 3/4" Hose Barb                    |
| NS   | 18719-111-785-NYB | 520003        | AR   | L 3/4" Hose Barb                      |
| 13   | CP4916-XX         | CP4916-XX     | 1    | Orifice Disc 4916-XX See Rate Chart   |
| 14   | CP18999EPR        | 590029        | 1    | Gasket Orifice Disc                   |
| 15   | 8400-406-NYB      | 590077        | 1    | Hose Shank 3/8"                       |
| 16   | CP25607-1-NY      | 590076        | 1    | Cap Nozzle Black                      |
| 17   |                   | 215           | 3    | Nut Hex Head 1/2" Zp                  |
| 18   |                   | 252           | 3    | Washer Lock 1/2" Zp                   |
| 19   |                   | 603           | 1    | Bolt Hex Head 1/2 X 1-3/4" Zp Grade 5 |

## AP Coultter Row Unit Base Assembly

**NOTE:**

- 7X7 TOOLBAR SHOWN FOR REFERENCE. 7X5 & 6X4 NOT SHOWN
- TORQUE REQUIREMENTS:  
U-BOLT: 270 N-m (200 FT-LBS)  
CROSS BOLTS: 285 N-m (210 FT-LBS)



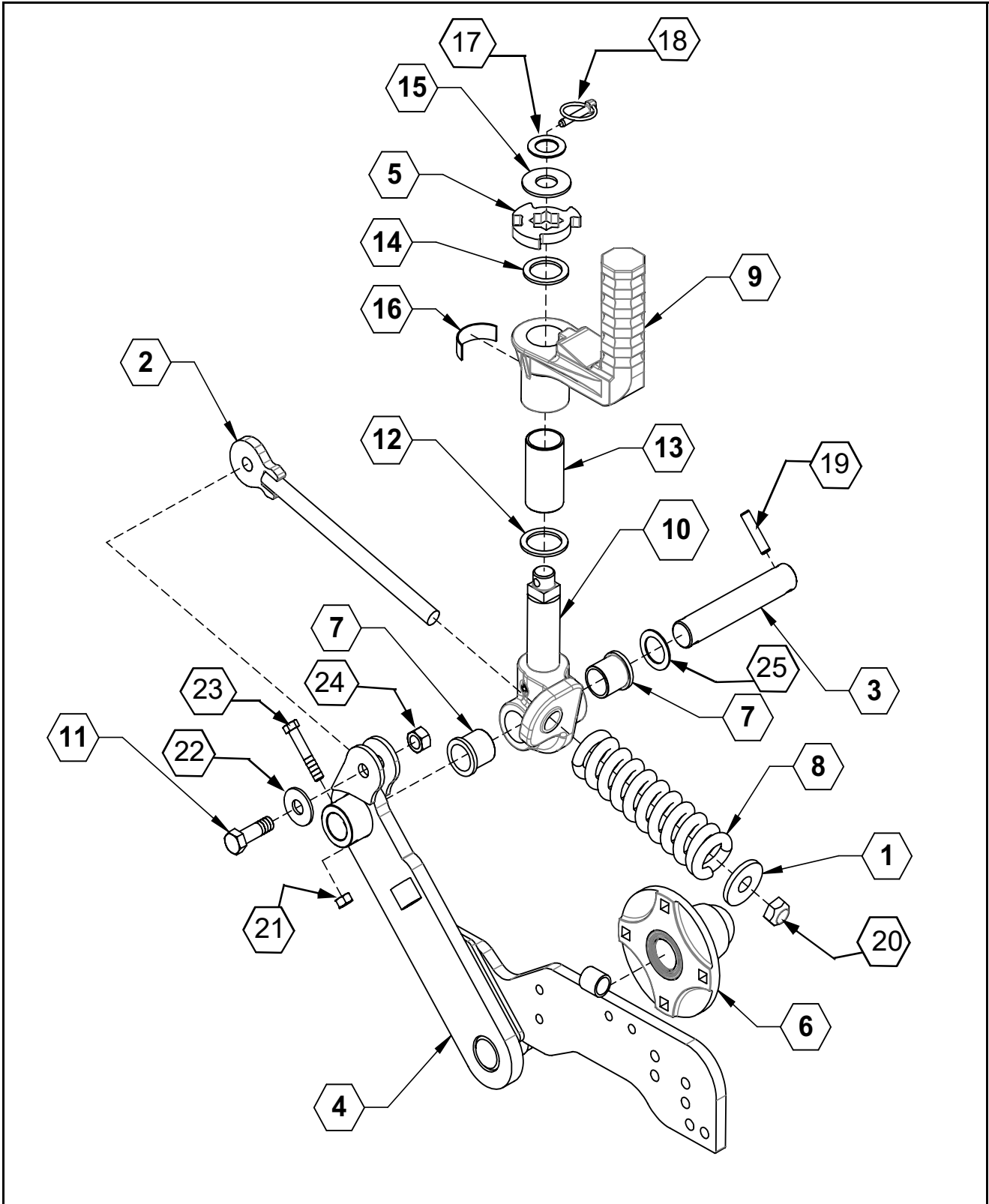


## ILLUSTRATED PARTS LIST

### AP Coulter Row Unit Base Assembly Parts List

| ITEM | PART NO. | QTY. | DESCRIPTION                      |
|------|----------|------|----------------------------------|
| 1    | 17214    | 1    | HUB RETAINER BRACKET             |
| 2    | 17300    | 1    | ASSY, AP COULTER ROW UNIT        |
| 3    | 510020   | AR   | HOSE, 3/8", EPDM                 |
| 4    | 540032   | 2    | CLAMP, HOSE SS 5/16" #5          |
| 5    | 590076   | 1    | CAP                              |
| 6    | 590077   | 1    | CONNECTOR, HOSE BARB             |
| 7    | 596215M  | 4    | NUT, HEX 1/2 NC GR5 MAGNI        |
| 8    | 596251M  | 4    | WASHER, LOCK, 1/2 MAGNI          |
| 9    | 596620M  | 4    | BOLT, CARR, 1/2X 1-1/2 GR5 MAGNI |
| 10   | 750014   | 1    | COULTER BLADE, 20" RIPPLED       |
| 11   | 800198   | 1    | DECAL, UPPER MOUNT PATENT        |
| 12   | 800209   | 1    | DECAL, D FAST GLOBAL SOLUTIONS   |

## AP Coultter Row Unit Cast Coultter Assembly



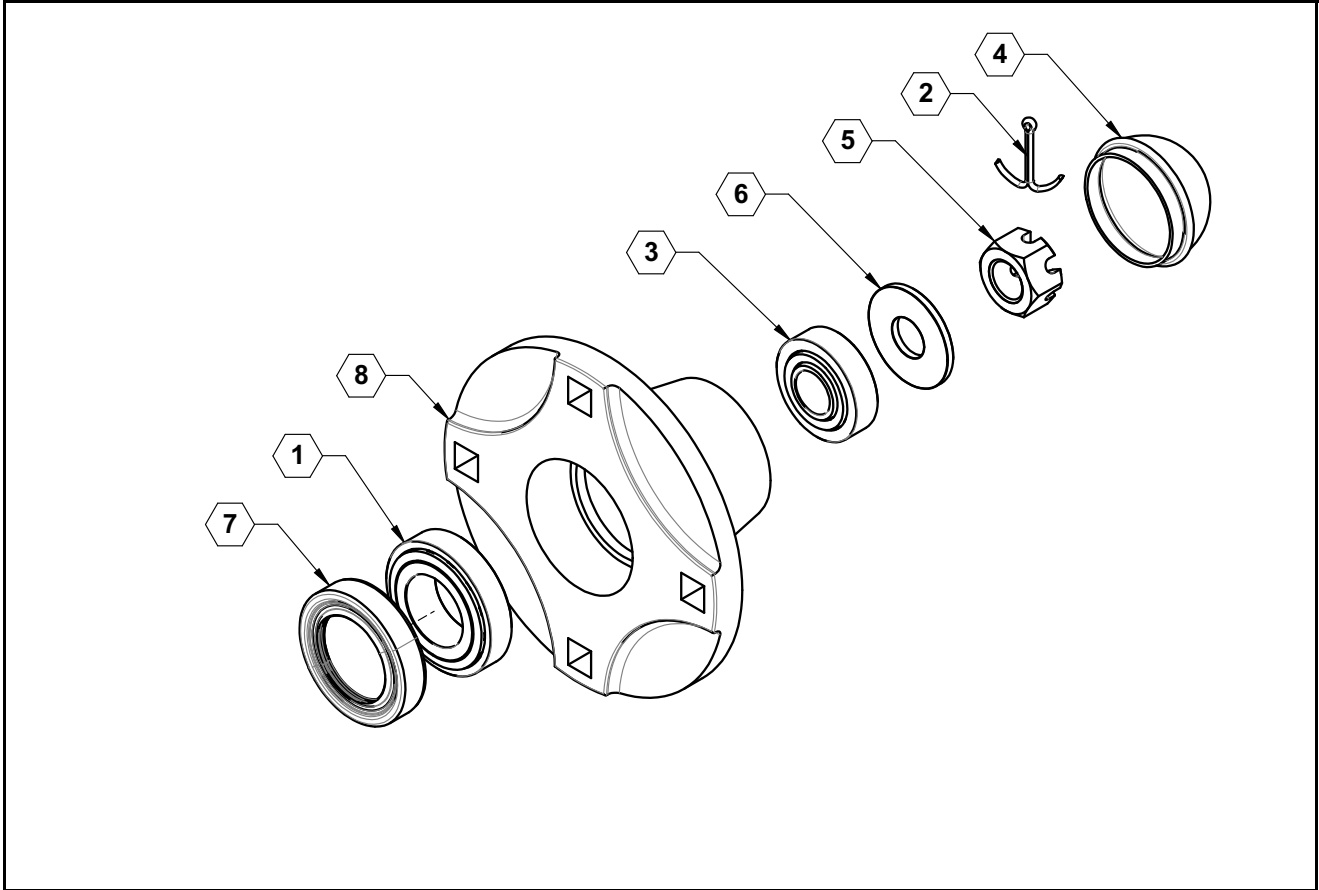


# ILLUSTRATED PARTS LIST

## AP Coulter Row Unit Cast Coulter Parts List

| ITEM | PART NO. | QTY. | DESCRIPTION                                |
|------|----------|------|--|
| 1    | 17208    | 1    | PLATE, SPRING END                          |
| 2    | 17276    | 1    | SPRING LEVER WELDMENT                      |
| 3    | 17291    | 1    | PIVOT SHAFT                                |
| 4    | 17295    | 1    | COULTER ARM WELDMENT                       |
| 5    | 21088    | 1    | PLATE, COULTER ROTATION                    |
| 6    | 26891    | 1    | N669 COMPLETE HUB W/ SQ HOLE W/TRIPLE SEAL |
| 7    | 530328   | 2    | IGUS FLANGED BUSHING                       |
| 8    | 590123   | 1    | COULTER SPRING                             |
| 9    | 590232   | 1    | MID CASTING                                |
| 10   | 590233   | 1    | LOWER CASTING                              |
| 11   | 590260   | 1    | BOLT, HH 5/8 X 2" SPECIAL GR5 MAGNI        |
| 12   | 750081   | 1    | COULTER WASHER                             |
| 13   | 750082   | 1    | COULTER PIVOT BUSHING                      |
| 14   | 750085   | 1    | LOWER DUST CAP WASHER                      |
| 15   | 750086   | 1    | UPPER DUST CAP WASHER                      |
| 16   | 800197   | 1    | SHANK PATENT DECAL                         |
| 17   | 596179M  | 1    | BUSHING, MACHINED 1" X 14GA MAGNI          |
| 18   | 590819M  | 1    | LYNCH PIN, 5/16 X 1-3/4 MAGNI              |
| 19   | 596740M  | 1    | ROLL PIN, 7/16 X 2 MAGNI                   |
| 20   | 596626M  | 1    | NUT, TOPOCK 3/4-10 MAGNI                   |
| 21   | 596238M  | 1    | NUT, CENTERLOCK 7/16-14 MAGNI              |
| 22   | 596261M  | 1    | WASHER, FLAT 5/8 MAGNI                     |
| 23   | 596143M  | 1    | BOLT, HH 7/16X2-1/2 GR5 MAGNI              |
| 24   | 596240M  | 1    | NUT, CENTERLOCK, 5/8-11 MAGNI              |
| 25   | 596744M  | 1    | BUSHING, MACHINED, 1-1/4 X 14 GA MAGNI     |

## N669 Complete Hub W/ Square Hole w/ Triple Seal Assembly



## N669 Complete Hub w/ Square Hole w/ Triple Seal Parts List

| ITEM | PART NO. | QTY. | DESCRIPTION   |
|------|----------|------|---|
| 0    | 26891    | 1    | N669 COMPLETE HUB, WITH SQUARE HOLE, WITH TRIPLE SEAL |
| 1    | 730032   | 1    | BEARING, LARGE LM67048, N669 HUB                      |
| 2    | 730033   | 1    | COTTER PIN, N669, 4-BOLT                              |
| 3    | 730036   | 1    | BEARING, SMALL LM11949, N669 HUB                      |
| 4    | 730044   | 1    | HUB CAP, (699/736) HUB                                |
| 5    | 730088   | 1    | CASTLE NUT 4-BOLT, 5/8-18                             |
| 6    | 730096   | 1    | WASHER, N669 4-BOLT                                   |
| 7    | 730102   | 1    | SEAL, TRIPLE LIP ID                                   |
| 8    | 730104   | 1    | HUB, WITH CUPS, 4 BOLT, N669                          |



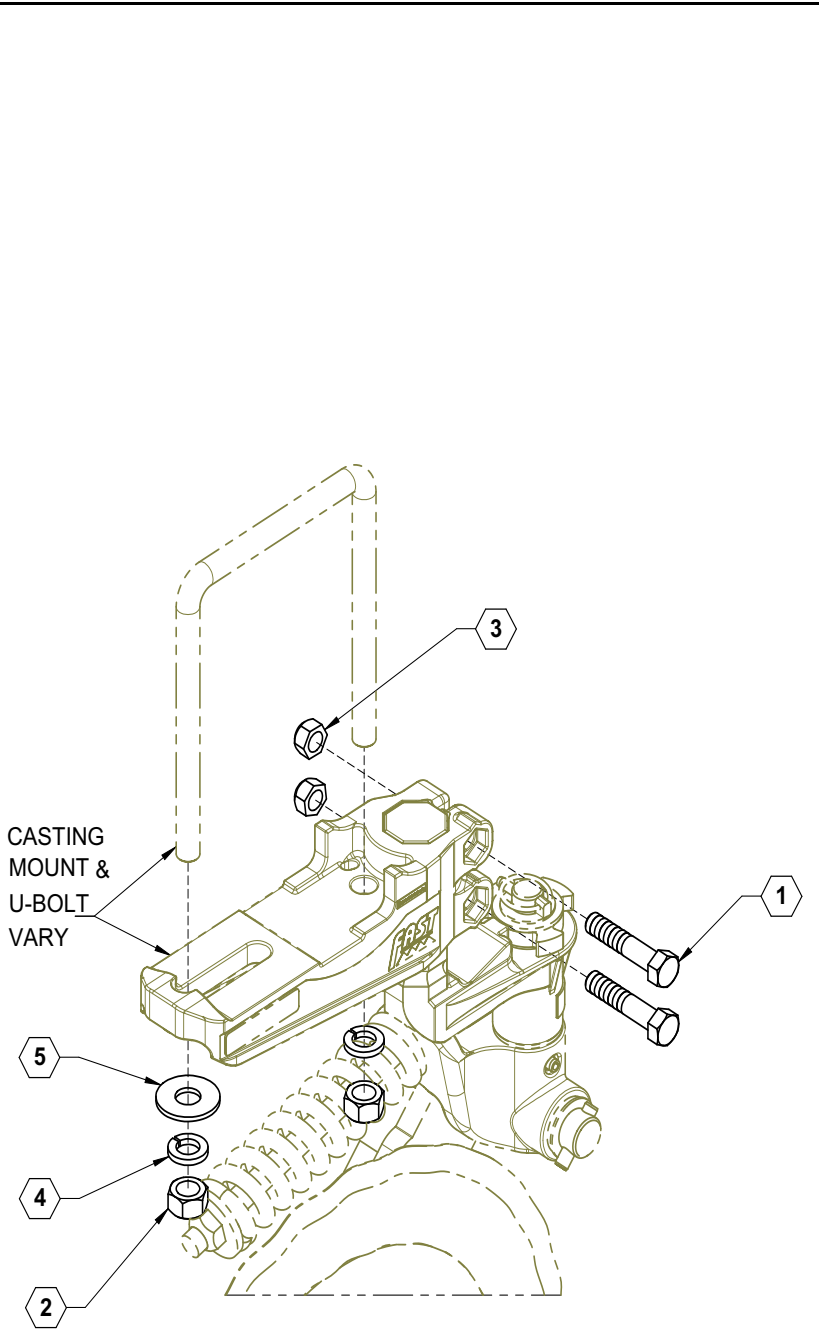
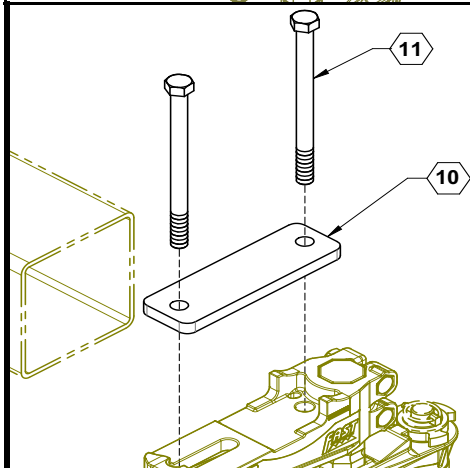
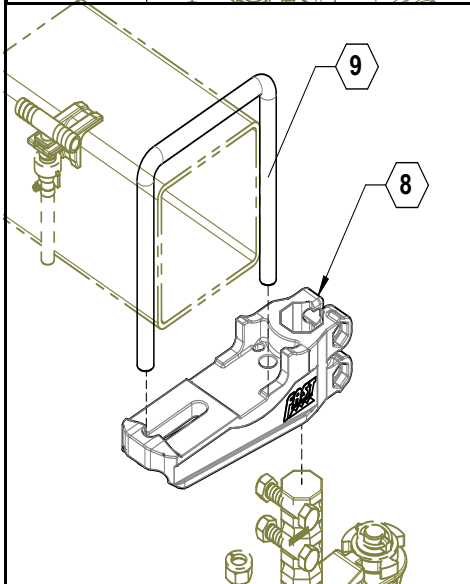
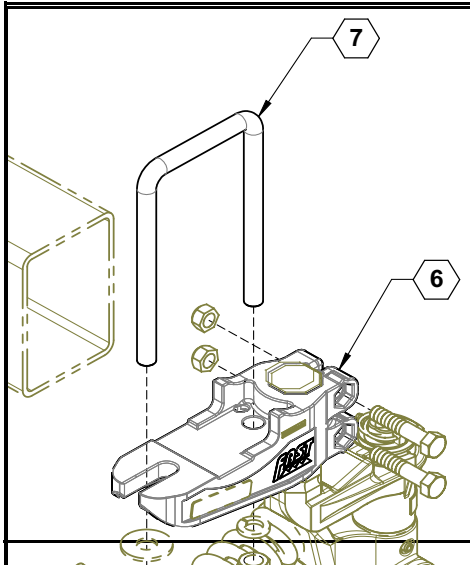


**FAST GLOBAL**  
**SOLUTIONS**



# ILLUSTRATED PARTS LIST

## AP Coulter Upper Casting Mounts



**TORQUE REQUIREMENTS:**  
**U-BOLT: 270 N-m (200 FT-LBS)**  
**CROSS BOLTS: 285 N-m (210 FT-LBS)**



## ILLUSTRATED PARTS LIST

### AP Coulter Upper Casting Mounts Parts List

| ITEM | PART NO. | QTY. | DESCRIPTION                  |
|------|----------|------|------------------------------|
| 1    | 596779M  | 2    | BOLT, G8 HEX 5/8 X 3 MAGNI   |
| 2    | 596217M  | 2    | NUT, HEX 3/4-10 MAGNI        |
| 3    | 596243M  | 2    | NUT, G8 TOPLOCK 5/8-11 MAGNI |
| 4    | 596254M  | 2    | LOCKWASHER 3/4 MAGNI         |
| 5    | 596259M  | 1    | WASHER, FLAT 3/4 MAGNI       |
| 6    | 590310   | 1    | MOUNT CASTING AP COULTER     |
| 7    | 596773M  | 1    | U-BOLT, 7 X 5 MAGNI          |
|      | 596772M  | 1    | U-BOLT, 6 X 4 MAGNI          |
| 8    | 590231   | 1    | MOUNT CASTING, 7X7 TB        |
| 9    | 596774M  | 1    | U-BOLT, 7 X 7 MAGNI          |
| 10   | 17284    | 1    | PLATE, TOP                   |
| 11   | 596197M  | 2    | BOLT, 3/4-10 X 9-1/2 MAGNI   |

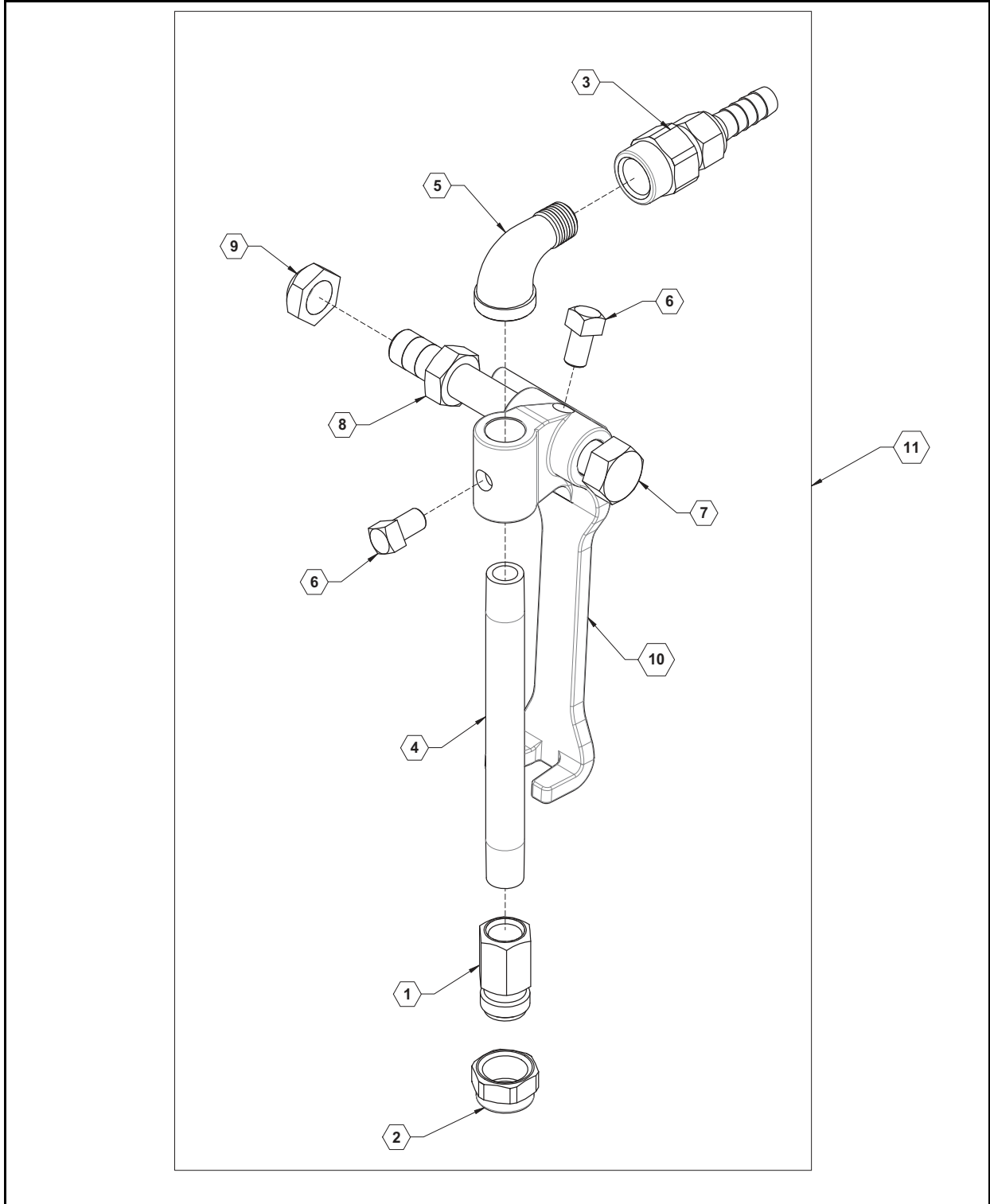


# ILLUSTRATED PARTS LIST

## Injector and Knife Options

### FAST AP Coulter Injection Option Assembly

*No closing wheel*



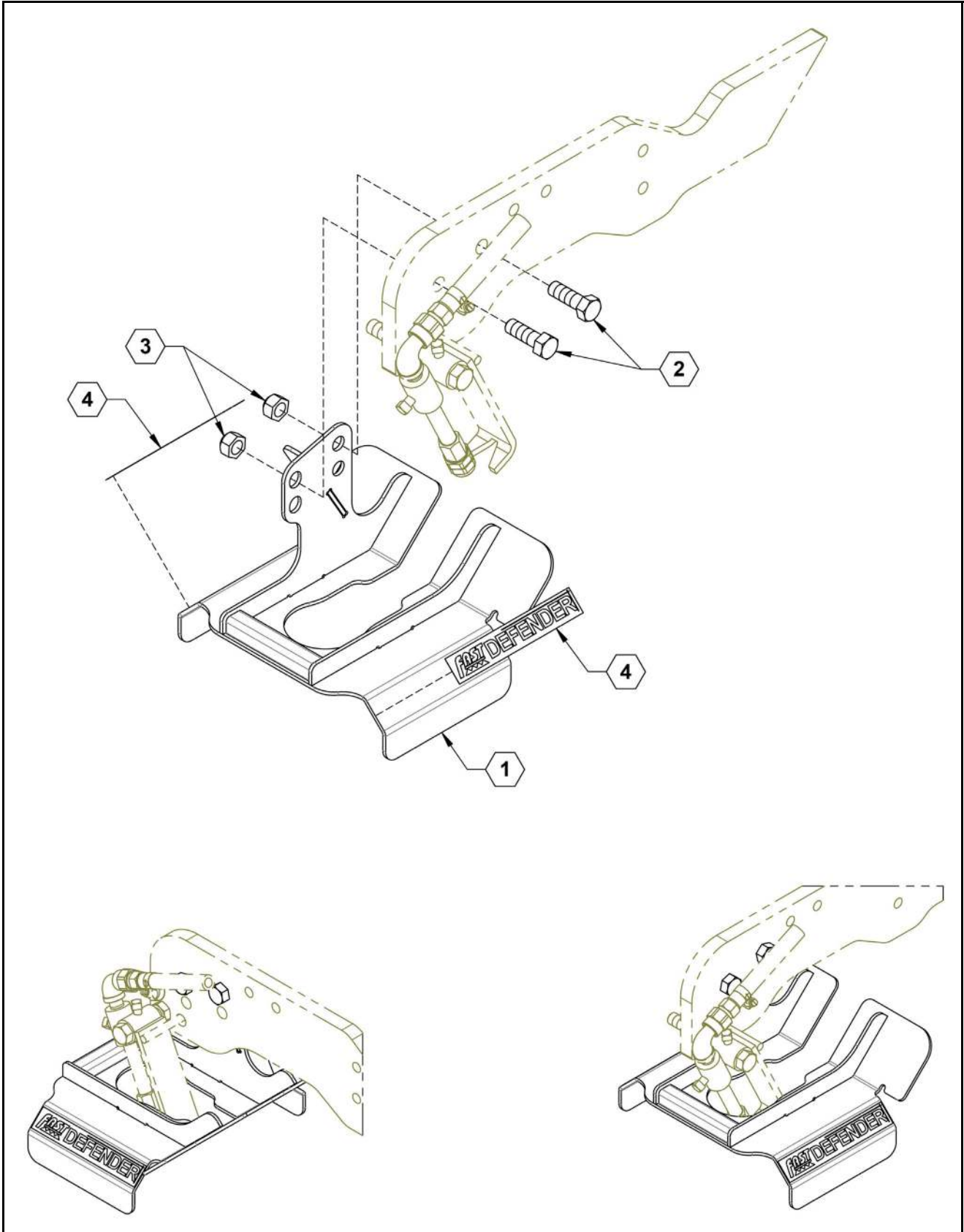


## ILLUSTRATED PARTS LIST

### FAST AP Coulter Injection Option Parts List

| ITEM | PART NO. | QTY. | DESCRIPTION                    |
|------|----------|------|--------------------------------|
| 1    | 520014   | 1    | NOZZLE BODY, 1/4" SS           |
| 2    | 520015   | 1    | NOZZLE CAP, SS                 |
| 3    | 530188   | 1    | CHECK VALVE ASSEMBLY           |
| 4    | 530199   | 1    | PIPE NIPPLE, 1/4" SS           |
| 5    | 530246   | 1    | ELBOW, 90° STREET 1/4 NPT SS   |
| 6    | 596100M  | 2    | SET SCREW, 3/8-16X 1/2 MAGNI   |
| 7    | 596158M  | 1    | BOLT, HH 1/2 X 4 GR5 MAGNI     |
| 8    | 596223M  | 1    | NUT, HEX JAM 1/2-13 MAGNI      |
| 9    | 596618M  | 1    | NUT, TOPLOCK THIN 1/2-13 MAGNI |
| 10   | 750016   | 1    | ROCK GUARD, WELDED             |
| 10   | 750084   | 1    | ROCK GUARD, CAST               |
| 11   | 90SAINJ  | AR   | COMPLETE INJECTOR ASSEMBLY     |
| NS   | 520049   | AR   | #8 STREAM JET TIP              |
| NS   | 520056   | AR   | #10 STREAM JET TIP             |
| NS   | 520034   | AR   | #15 STREAM JET TIP             |
| NS   | 520035   | AR   | #20 STREAM JET TIP             |
| NS   | 520096   | AR   | #30 STREAM JET TIP             |
| NS   | 520097   | AR   | #40 STREAM JET TIP             |

## DeFender for Injection Assembly



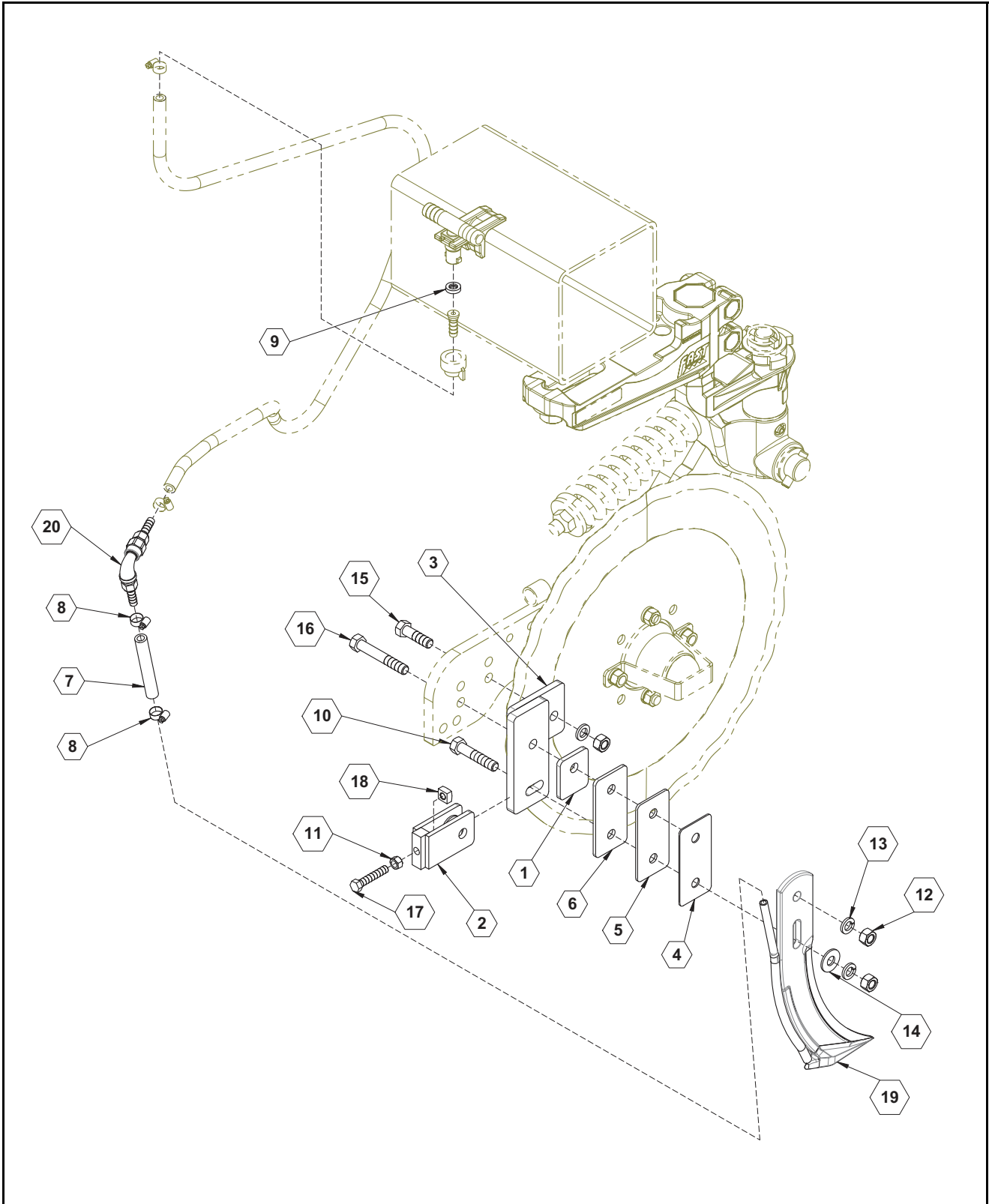


## ILLUSTRATED PARTS LIST

### DeFender for Injection Parts List

| ITEM | PART NO. | QTY. | DESCRIPTION                     |
|------|----------|------|---------------------------------|
| 1    | 21805    | 1    | COULTER DEFENDER®               |
| 2    | 596153M  | 2    | BOLT, HH 1/2-13X1-1/2 GR5 MAGNI |
| 3    | 596619M  | 2    | NUT, TOPLOCK 1/2-13 MAGNI       |
| 4    | 800273   | 2    | DECAL, FAST DEFENDER®           |

## AP Coulter Knife Option Assembly





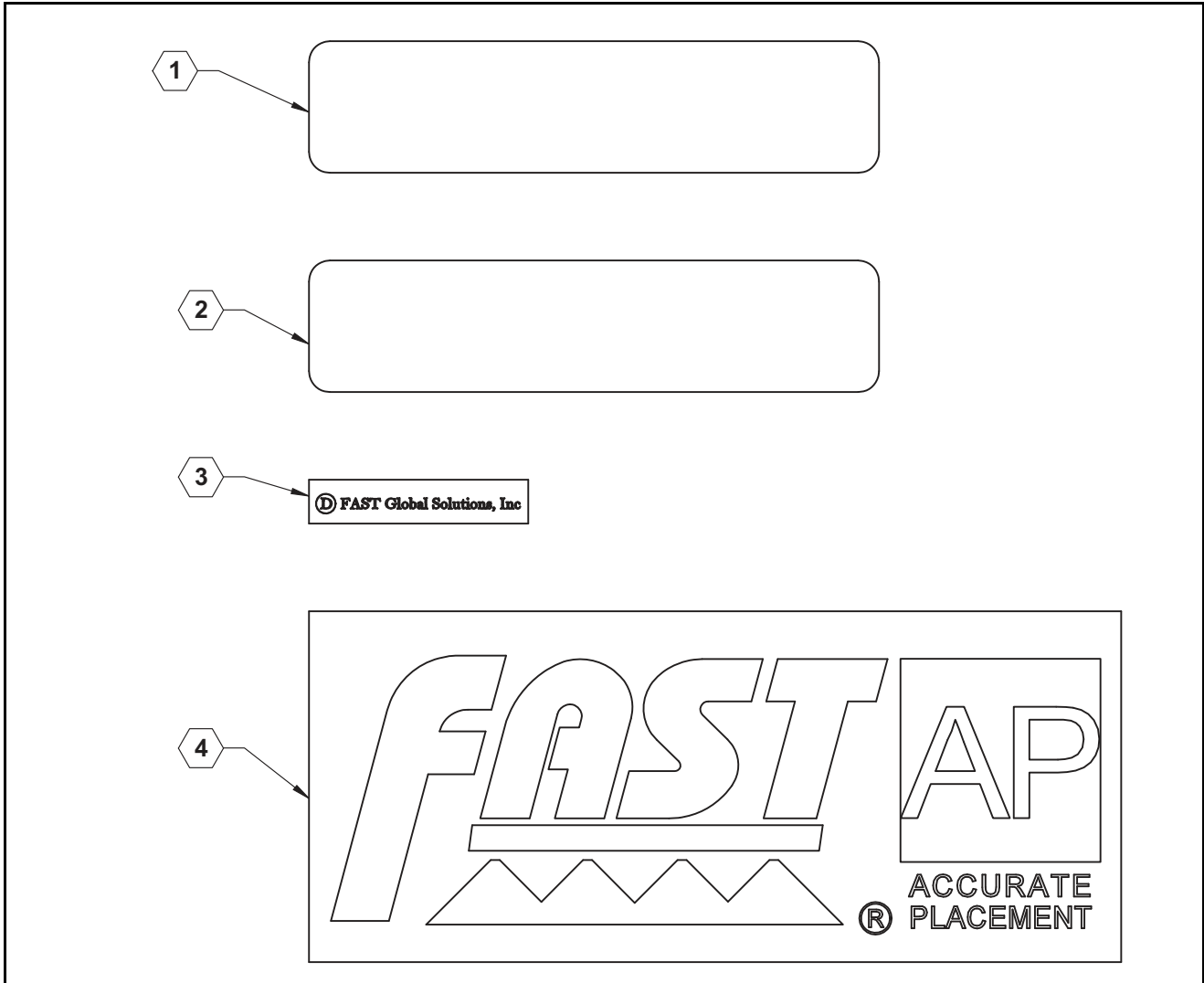


# ILLUSTRATED PARTS LIST

## AP Coulter Knife Option Parts List

| ITEM | PART NO.          | QTY. | DESCRIPTION                    |
|------|-------------------|------|--------------------------------|
| 1    | 17909             | 1    | PLATE, SHIM SPACER             |
| 2    | 17910             | 1    | KNIFE ADJUSTER BRACKET         |
| 3    | 17915             | 1    | KNIFE MOUNT                    |
| 4    | 17920             | 1    | KNIFE SHIM, 14 GA              |
| 5    | 17921             | 1    | KNIFE SHIM, 10 GA              |
| 6    | 17922             | 1    | KNIFE SHIM, 7 GA               |
| 7    | 510020            | 1    | HOSE, 3/8", EPDM               |
| 8    | 540032            | 2    | CLAMP, HOSE SS 5/16" #5        |
| 9    | 590029            | 1    | SEAL, EPDM                     |
| 10   | 596155M           | 1    | BOLT, HH 1/2 X 2.5" GR5 MAGNI  |
| 11   | 596213M           | 1    | NUT, HEX 3/8-16 MAGNI          |
| 12   | 296215M           | 3    | NUT, HEX 1/2" MAGNI            |
| 13   | 596251M           | 3    | WASHER, LOCK, 1/2 MAGNI        |
| 14   | 596260M           | 1    | WASHER, FLAT 1/2 MAGNI         |
| 15   | 596639M           | 1    | BOLT, HH 1/2 X 1.75" GR5 MAGNI |
| 16   | 596640M           | 1    | BOLT, HH 1/2 X 3.25" GR5 MAGNI |
| 17   | 596660M           | 1    | BOLT, HH 3/8 X 2" FT GR5 MAGNI |
| 18   | 596762M           | 1    | NUT, SQUARE 3/8" MAGNI         |
| 19   | 750003            | 1    | KNIFE, EXTRA THIN W/ 3/8" PIPE |
| 20   | 90SACLKYNFCHCKVLV | 1    | KNIFE CHECK VALVE ASSEMBLY     |
| NS   | CP491663          | AR   | #63 ORIFICE DISK               |
| NS   | CP491665          | AR   | #65 ORIFICE DISK               |
| NS   | CP491672          | AR   | #72 ORIFICE DISK               |
| NS   | 590334            | AR   | #75 ORIFICE DISK               |
| NS   | CP491677          | AR   | #77 ORIFICE DISK               |
| NS   | CP491678          | AR   | #78 ORIFICE DISK               |
| NS   | CP491680          | AR   | #80 ORIFICE DISK               |
| NS   | CP491689          | AR   | #89 ORIFICE DISK               |
| NS   | CP491691          | AR   | #91 ORIFICE DISK               |
| NS   | CP491693          | AR   | #93 ORIFICE DISK               |
| NS   | CP4916103         | AR   | #103 ORIFICE DISK              |
| NS   | 590031            | AR   | #107 ORIFICE DISK              |
| NS   | CP4916115         | AR   | #115 ORIFICE DISK              |
| NS   | CP4916125         | AR   | #125 ORIFICE DISK              |
| NS   | 590335            | AR   | #132 ORIFICE DISK              |
| NS   | CP4916144         | AR   | #144 ORIFICE DISK              |
| NS   | CP4916151         | AR   | #151 ORIFICE DISK              |
| NS   | CP4916177         | AR   | #177 ORIFICE DISK              |

## Coulter Decal Assembly



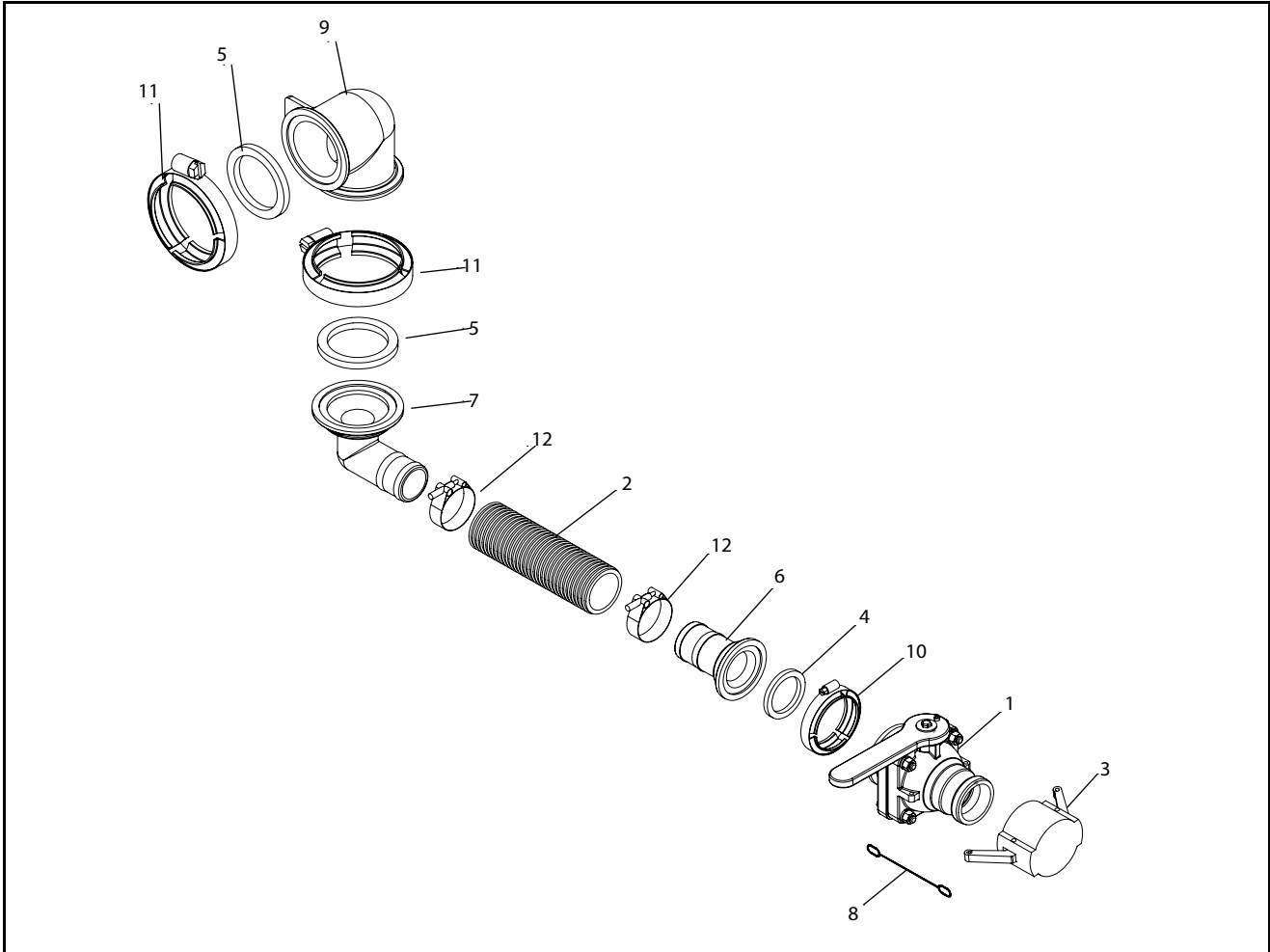
### Coulter Decal Assembly Parts List

| ITEM | PART NO. | QTY. | DESCRIPTION                    |
|------|----------|------|--------------------------------|
| 1    | 800197   | 1    | SHANK PATENT DECAL             |
| 2    | 800198   | 1    | DECAL, UPPER MOUNT PATENT      |
| 3    | 800209   | 1    | DECAL, D FAST GLOBAL SOLUTIONS |
| 4    | 800210   | 1    | DECAL, FAST AP COULTER LOGO    |



# ILLUSTRATED PARTS LIST

## 8310-8313 2 Inch Quick Fill



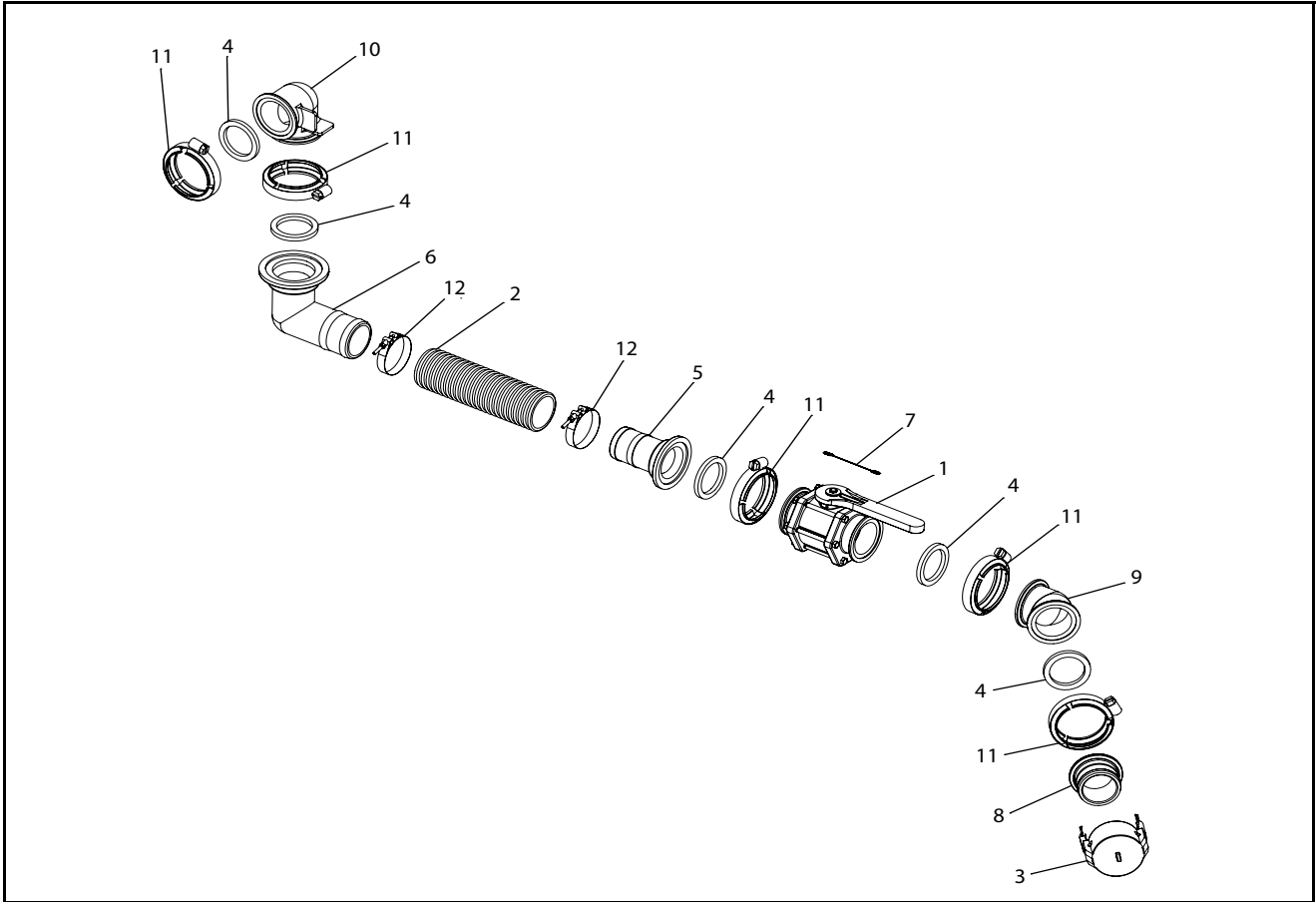
## 8310-8313 2 Inch Quick Fill Parts List

| ITEM | PART NO. | QTY. | DESCRIPTION                          |
|------|----------|------|--------------------------------------|
| 1    | 500035   | 1    | Valve, 2" Full Port Manifold         |
| 2    | 510003   | 1    | Hose, 2" fertilizer                  |
| 3    | 530017   | 1    | 2" Cap                               |
| 4    | 530019   | 1    | Gasket, 2" EPDM                      |
| 5    | 530024   | 2    | Gasket, 3" EPDM                      |
| 6    | 530103   | 1    | 2" Full Port Manifold X 2" Hose Barb |
| 7    | 530112   | 1    | 3" Manifold X 2" Hose Barb 90°       |
| 8    | 530179   | 1    | Lanyard                              |
| 9    | 530333   | 1    | 3" Manifold Coupler, 90°             |
| 10   | 540002   | 1    | Clamp, 2" Full Port                  |
| 11   | 540003   | 2    | Clamp, 3"                            |
| 12   | 540007   | 2    | Clamp, 2", T Bolt                    |



# ILLUSTRATED PARTS LIST

## 8310-8313 3 Inch Quick Fill Plumbing



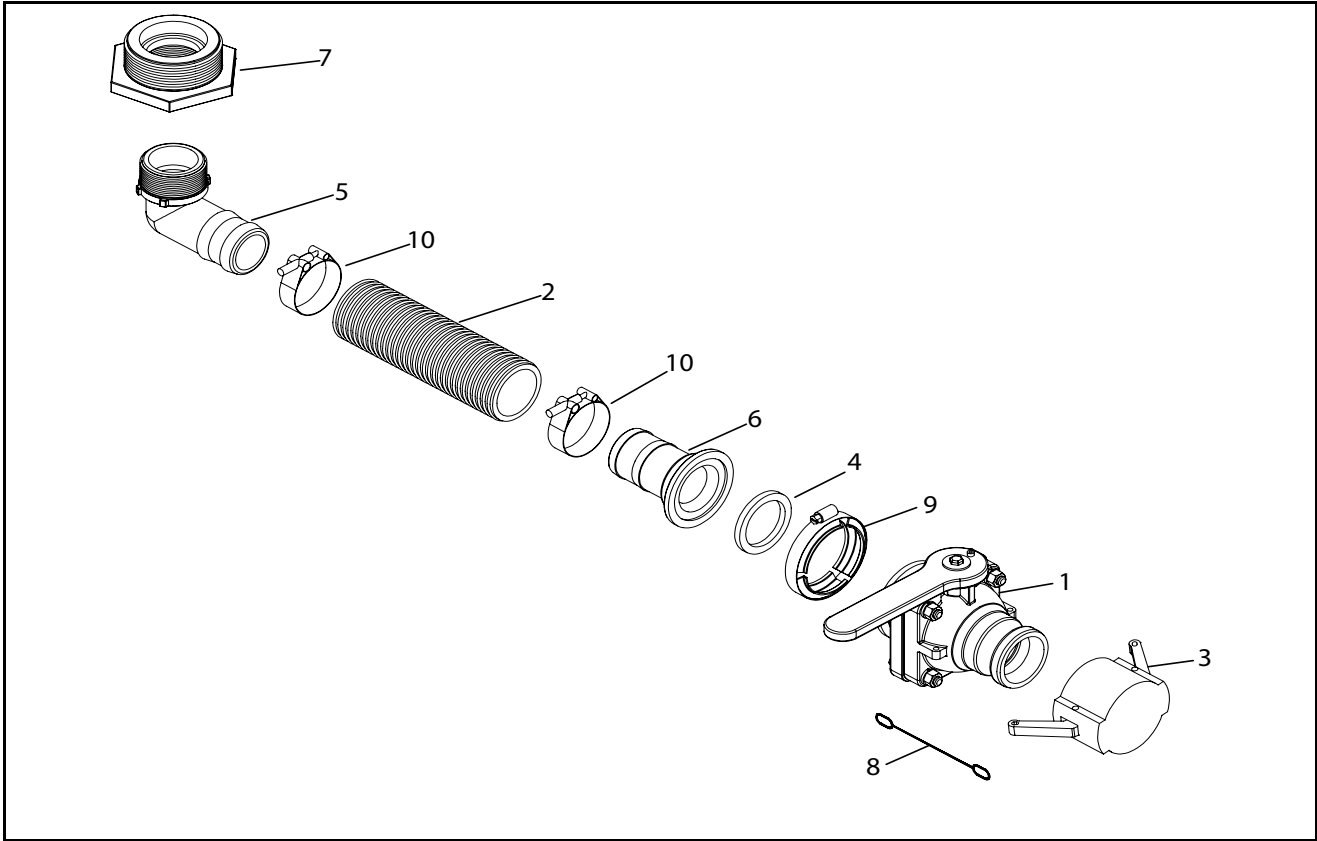
## 8310-8313 3 inch Quick Fill Plumbing Parts List

| ITEM | PART NO. | QTY. | DESCRIPTION                    |
|------|----------|------|--------------------------------|
| 1    | 500042   | 1    | VALVE, 3" MANIFOLD             |
| 2    | 510004   | 1    | HOSE, 3" FERTILIZER            |
| 3    | 530023   | 1    | CAP, 3"                        |
| 4    | 530024   | 5    | GASKET, 3" EPDM                |
| 5    | 530113   | 1    | 3" MANIFOLD X 3" HOSE BARB     |
| 6    | 530114   | 1    | 3" MANIFOLD X 3" HOSE BARB 90° |
| 7    | 530179   | 1    | LANYARD                        |
| 8    | 530233   | 1    | 3" MANIFOLD X 3" MALE ADAPTER  |
| 9    | 530234   | 1    | 3" MANIFOLD COUPLER, 45°       |
| 10   | 530333   | 1    | 3" MANIFOLD COUPLER, 90°       |
| 11   | 540003   | 5    | CLAMP, 3"                      |
| 12   | 540009   | 2    | CLAMP, 3" T BOLT               |



# ILLUSTRATED PARTS LIST

## 8318-8324 2 Inch Quick Fill Plumbing



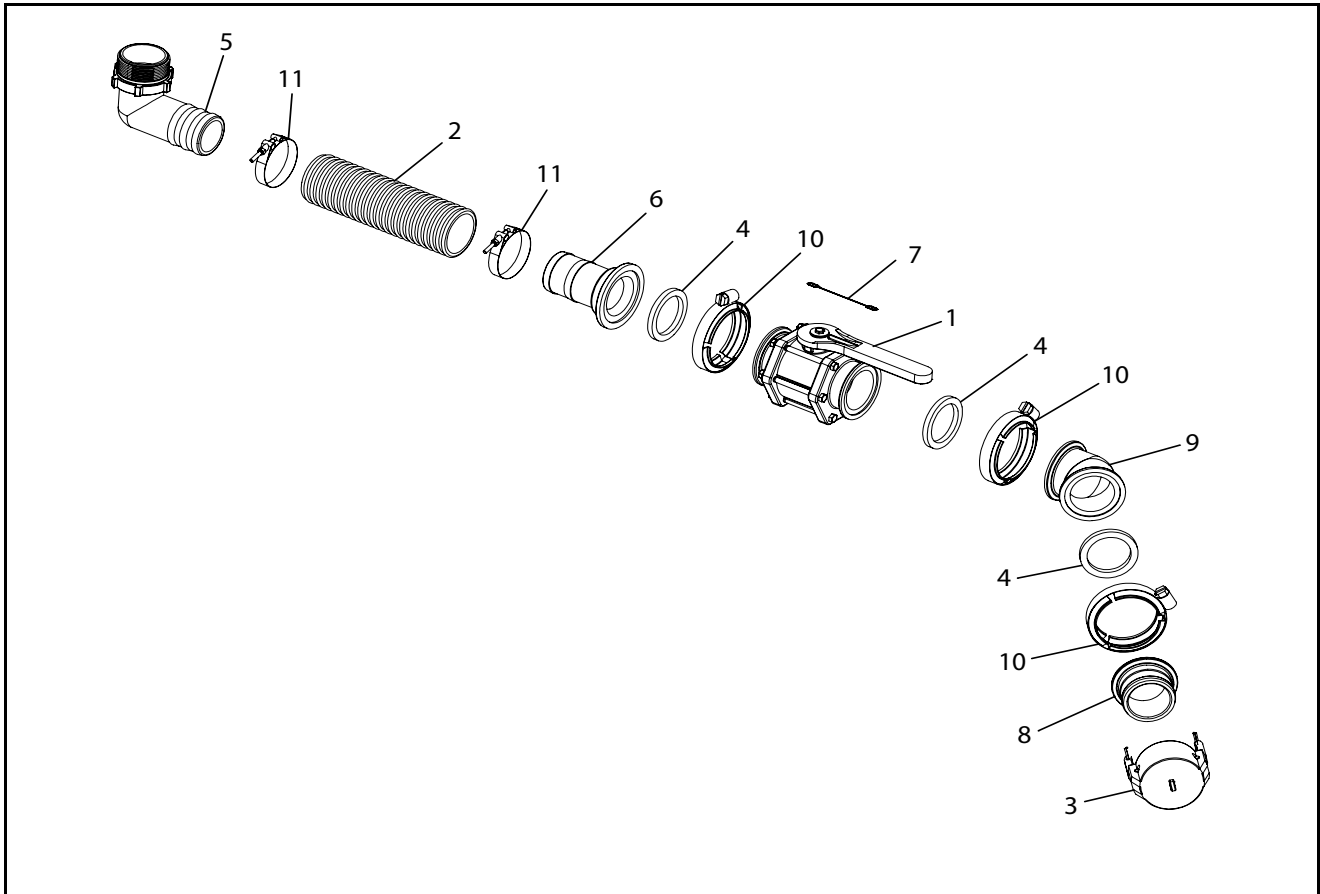
## 8318-8324 2 inch Quick Fill Plumbing Parts List

| ITEM | PART NO. | QTY. | DESCRIPTION                          |
|------|----------|------|--------------------------------------|
| 1    | 500035   | 1    | VALVE, 2" FULL PORT MANIFOLD         |
| 2    | 510003   | 1    | HOSE, 2" FERTILIZER                  |
| 3    | 530017   | 1    | 2" CAP                               |
| 4    | 530019   | 3    | GASKET, 2" EPDM                      |
| 5    | 530051   | 1    | 2" MPT X 2" HOSE SHANK - 90          |
| 6    | 530103   | 1    | 2" FULL PORT MANIFOLD X 2" HOSE BARB |
| 7    | 530145   | 1    | 3" MPT X 2" FPT REDUCER              |
| 8    | 530179   | 1    | LANYARD                              |
| 9    | 540002   | 1    | CLAMP, 2" FULL PORT                  |
| 10   | 540007   | 3    | CLAMP T BOLT                         |



# ILLUSTRATED PARTS LIST

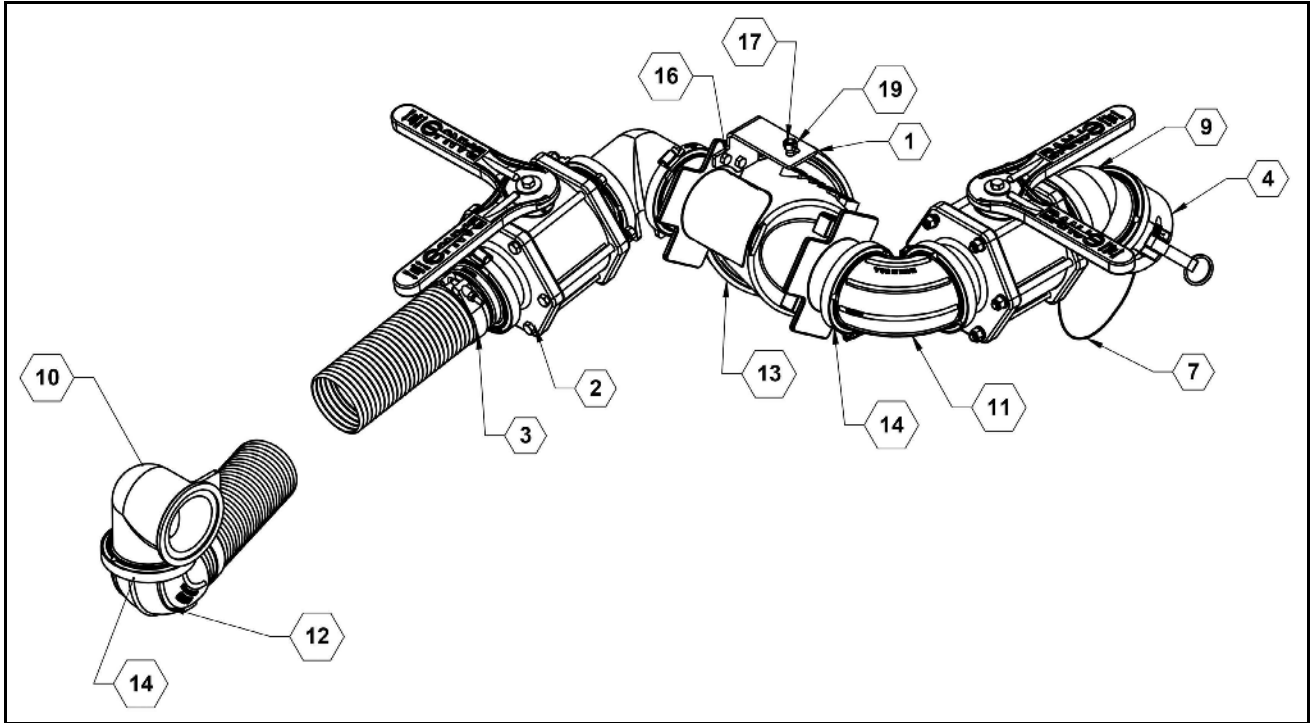
## 8318-8324 3 Inch Quick Fill Plumbing



## 8318-8324 3 inch Quick Fill Plumbing Parts List

| ITEM | PART NO. | QTY. | DESCRIPTION                   |
|------|----------|------|-------------------------------|
| 1    | 500042   | 1    | VALVE, 3" MANIFOLD            |
| 2    | 510004   | 1    | HOSE, 3" FERTILIZER           |
| 3    | 530023   | 1    | CAP, 3"                       |
| 4    | 530024   | 3    | GASKET, 3" EPDM               |
| 5    | 530053   | 1    | 3" HOSE BARB ELBOW 90°        |
| 6    | 530113   | 1    | 3" MANIFOLD X 3" HOSE BARB    |
| 7    | 530179   | 1    | LANYARD                       |
| 8    | 530233   | 1    | 3" MANIFOLD X 3" MALE ADAPTER |
| 9    | 530234   | 1    | 3" MANIFOLD COUPLER, 45°      |
| 10   | 540003   | 3    | CLAMP, 3"                     |
| 11   | 540009   | 2    | CLAMP, 3" T BOLT              |

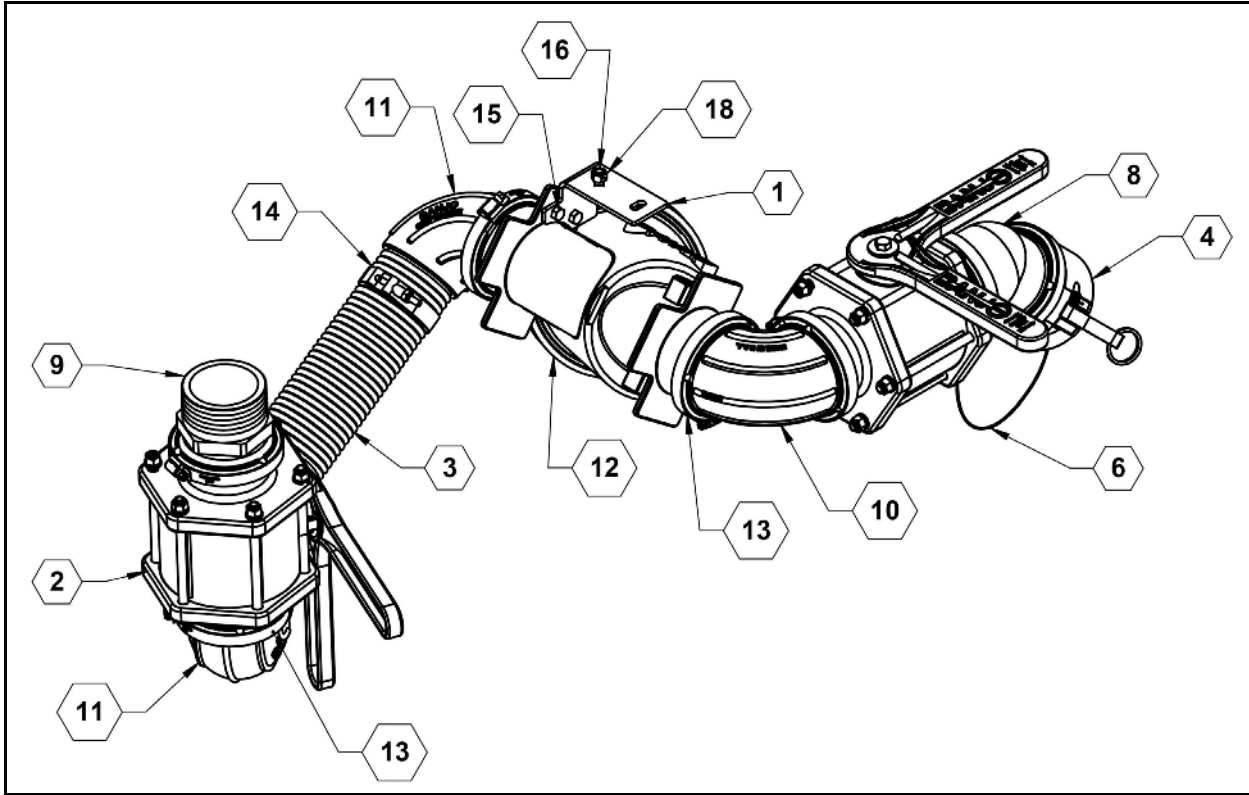
## 8310-8313 3 Inch Quick Fill Plumbing with Strainer



### 8310-8313 3 inch Quick Fill Plumbing with Strainer Parts List

| ITEM | PART NO. | QTY. | DESCRIPTION                        |
|------|----------|------|------------------------------------|
| 1    | 28205    | 1    | PLATE, 3" STRAINER MOUNT           |
| 2    | 500042   | 2    | MANIFOLD VALVE, STD PORT 3"        |
| 3    | 510004   | 2    | HOSE, 3" FERTILIZER                |
| 4    | 530023   | 1    | CAP, 3"                            |
| 5    | 530024   | 8    | GASKET, 3" EPDM                    |
| 6    | 530113   | 1    | MANIFOLD FLANGE, 3" HB             |
| 7    | 530179   | 1    | CABLE LANYARD                      |
| 8    | 530233   | 1    | MANIFOLD ADAPTER, 3" X 3" QDC MALE |
| 9    | 530234   | 1    | COUPLER, 3" X 45°                  |
| 10   | 530333   | 2    | 3" MANIFOLD COUPLER, 90°           |
| 11   | 530439   | 1    | MANIFOLD SWEEP, FLANGE 3"          |
| 12   | 530441   | 1    | FLANGE SWEEP, 90 X 3" HOSE BARB    |
| 13   | 530442   | 1    | STRAINER, 3" Y STANDARD PORT -12   |
| 14   | 540003   | 8    | CLAMP, WORM SCREW 3"               |
| 15   | 540027   | 2    | CLAMP, HOSE 3" T-BOLT              |
| 16   | 596115M  | 2    | BOLT, HH 5/16-18X1 GR5 MAGNI       |
| 17   | 596128M  | 1    | BOLT, HH 3/8-16 X 1 GR5 MAGNI      |
| 18   | 596212M  | 2    | NUT, HEX 5/16-18 MAGNI             |
| 19   | 596237M  | 1    | NUT, CENTERLOCK 3/8-16 MAGNI       |
| 20   | 596257M  | 2    | WASHER, FLAT 5/16 USS MAGNI        |
| 21   | 596258M  | 1    | WASHER, FLAT 3/8 MAGNI             |

## 8318-8324 3 Inch Quick Fill Plumbing with Strainer



### 8318-8324 3 inch Quick Fill Plumbing Parts List

| ITEM | PART NO. | QTY. | DESCRIPTION                        |
|------|----------|------|------------------------------------|
| 1    | 28205    | 1    | PLATE, 3" STRAINER MOUNT           |
| 2    | 500042   | 2    | MANIFOLD VALVE, STD PORT 3"        |
| 3    | 510004   | 2    | HOSE, 3" FERTILIZER                |
| 4    | 530023   | 1    | CAP, 3"                            |
| 5    | 530024   | 7    | GASKET, 3" EPDM                    |
| 6    | 530179   | 1    | CABLE LANYARD                      |
| 7    | 530233   | 1    | MANIFOLD ADAPTER, 3" X 3" QDC MALE |
| 8    | 530234   | 1    | COUPLER, 3" X 45°                  |
| 9    | 530385   | 1    | COUPLING, 3" MANIFOLD X 3" MPT     |
| 10   | 530439   | 1    | MANIFOLD SWEEP, FLANGE 3"          |
| 11   | 530441   | 2    | FLANGE SWEEP, 90 X 3" HOSE BARB    |
| 12   | 530442   | 1    | STRAINER, 3" Y STANDARD PORT -12   |
| 13   | 540003   | 7    | CLAMP, WORM SCREW 3"               |
| 14   | 540027   | 2    | CLAMP, HOSE 3" T-BOLT              |
| 15   | 596115M  | 2    | BOLT, HH 5/16-18X1 GR5 MAGNI       |
| 16   | 596128M  | 1    | BOLT, HH 3/8-16 X 1 GR5 MAGNI      |
| 17   | 596212M  | 2    | NUT, HEX 5/16-18 MAGNI             |
| 18   | 596237M  | 1    | NUT, CENTERLOCK 3/8-16 MAGNI       |
| 19   | 596257M  | 2    | WASHER, FLAT 5/16 USS MAGNI        |
| 20   | 596258M  | 1    | WASHER, FLAT 3/8 MAGNI             |





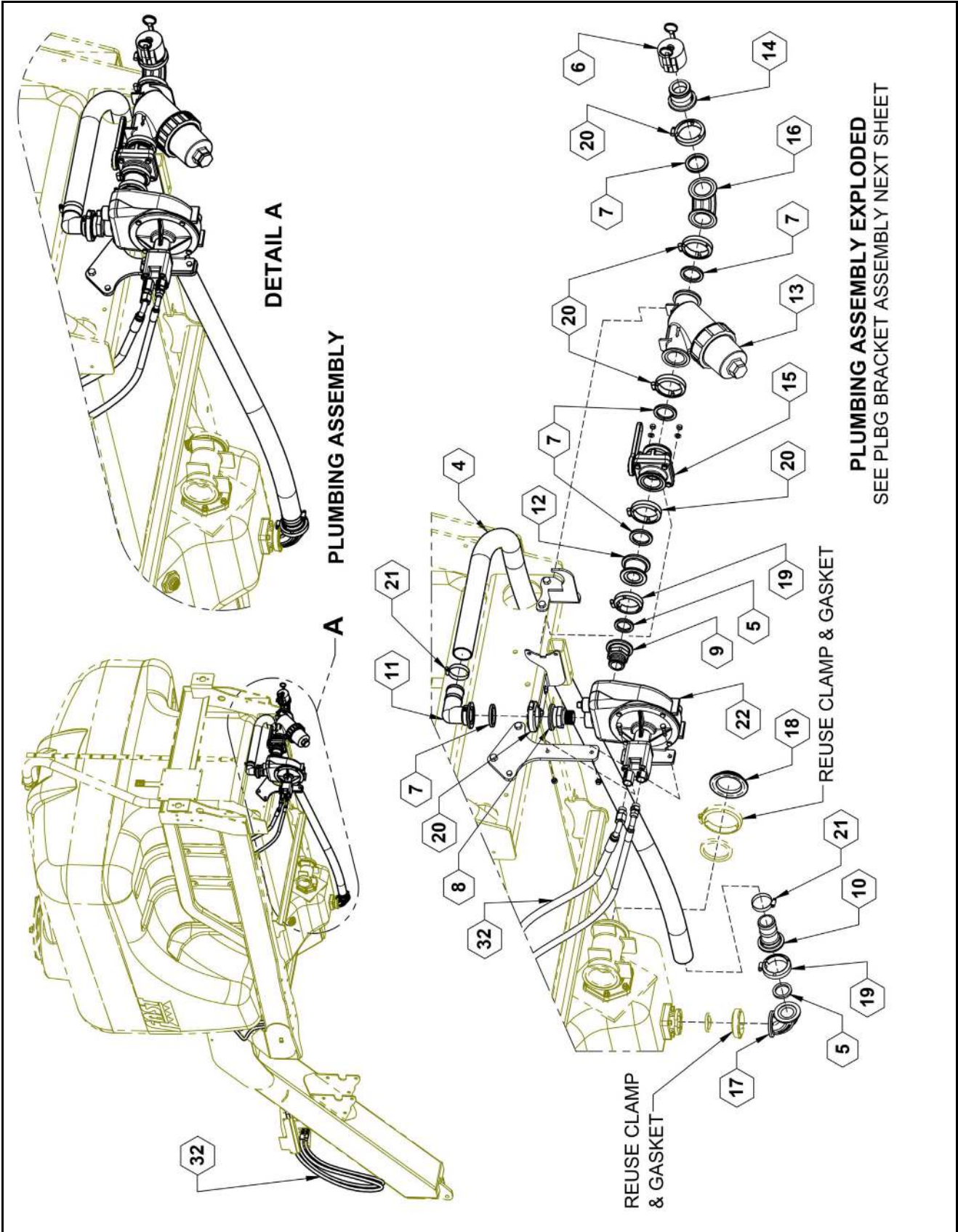
# ILLUSTRATED PARTS LIST

---



**FAST GLOBAL**  
**SOLUTIONS**

## Quick Fill, ACE 150-206 Self Priming Pump, Small Cart



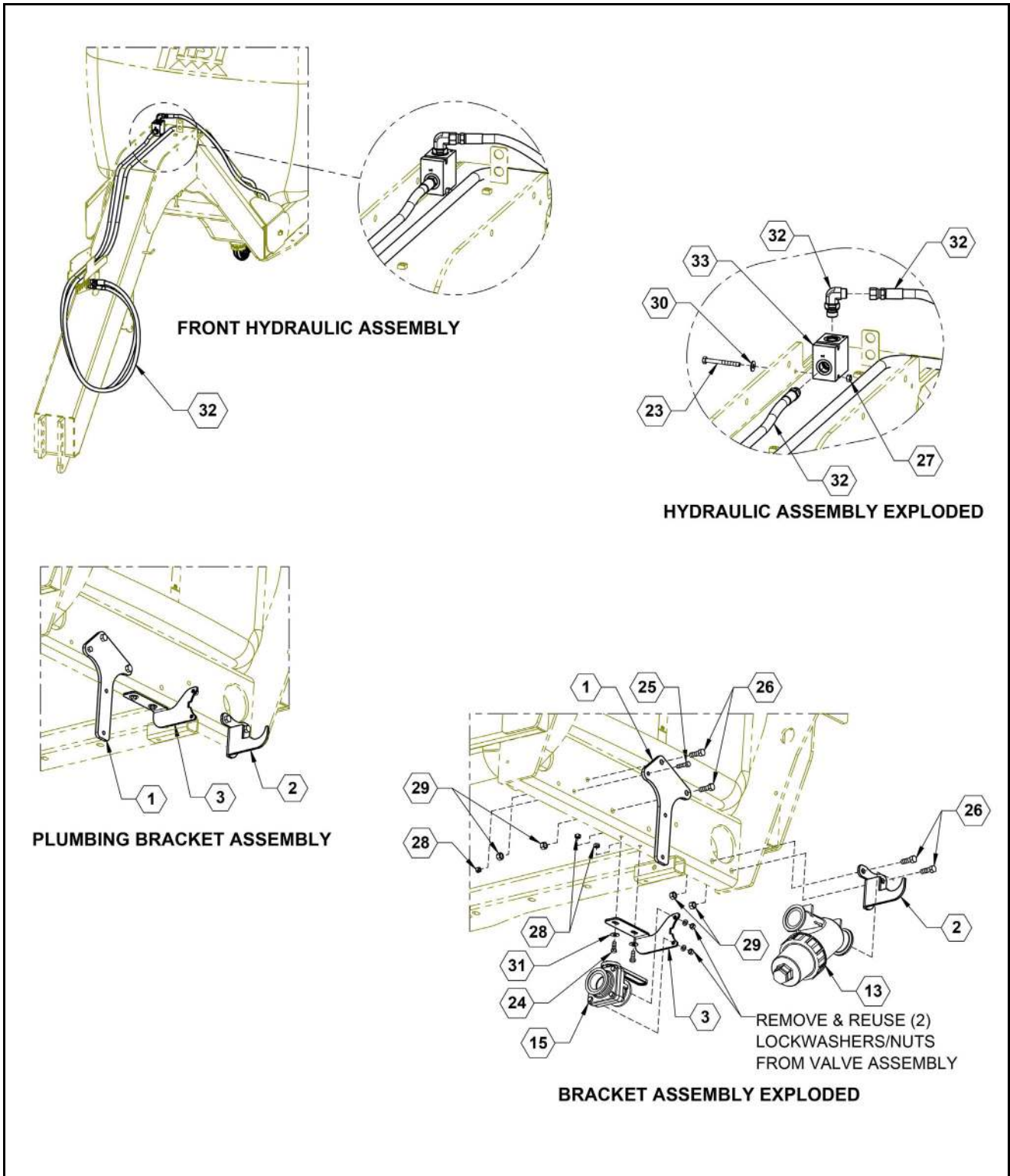


## ILLUSTRATED PARTS LIST

### Quick Fill, ACE 150-206 Self Priming Pump, Small Cart Parts List

| ITEM | PART NO. | QTY. | DESCRIPTION                          |
|------|----------|------|--------------------------------------|
| 4    | 510017   | 1    | HOSE, 2" EPDM X 6FT                  |
| 5    | 530014   | 2    | GASKET, 1-1/2" EPDM                  |
| 6    | 530017   | 1    | CAP, 2" QUICK FILL                   |
| 7    | 530019   | 5    | GASKET, 2" EPDM                      |
| 8    | 530078   | 1    | FLANGE, 2" X 1-1/4" MPT              |
| 9    | 530081   | 1    | MANIFOLD FLANGE, 2" X 1-1/2" MPT     |
| 10   | 530082   | 1    | MANIFOLD, 2" X 2" HOSE BARB          |
| 11   | 530083   | 1    | FLANGE, 2" X 2" 90 ° HOSE BARB ELBOW |
| 12   | 530102   | 1    | FLANGE, 2" FULL PORT X 2" REDUCER    |
| 13   | 530125   | 1    | STRAINER, 2" FULL PORT LINE          |
| 14   | 530271   | 1    | ADAPTER, 2" FP X 2" MALE             |
| 15   | 530327   | 1    | VALVE, 2" FP MANIFOLD, STUBBY        |
| 16   | 530386   | 1    | MANIFOLD SWEEP, 2" FP FLANGE         |
| 17   | 530393   | 1    | MANIFOLD SWEEP: 2" FLANGE 90~        |
| 18   | 530456   | 1    | CAP, 3" MANIFOLD                     |
| 19   | 540001   | 2    | CLAMP, 2" STANDARD WORM SCREW        |
| 20   | 540002   | 5    | CLAMP, WORM SCREW 2"                 |
| 21   | 540017   | 2    | CLAMP, HOSE SS 2" #32                |
| 22   | 550043   | 1    | PUMP, 150-206 ACE SELF-PRIMING       |
| 32   | 600112   | 1    | HYD KIT, QUICK FILL ACE 150-206      |

## Quick Fill, ACE 150-206 Self Priming Pump, Small Cart





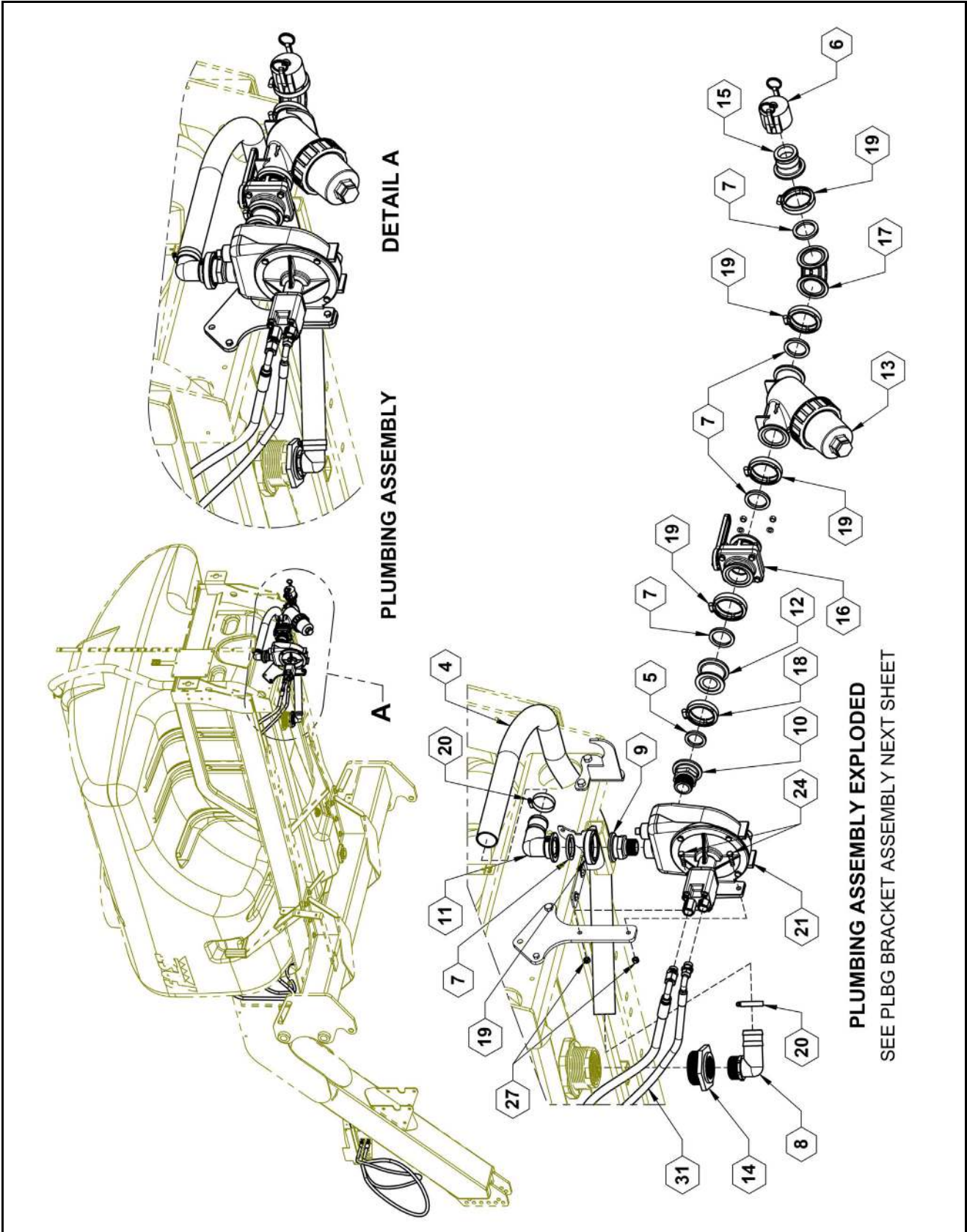
## ILLUSTRATED PARTS LIST

### Quick Fill, ACE 150-206 Self Priming Pump, Small Cart Parts List

| ITEM | PART NO. | QTY. | DESCRIPTION                           |
|------|----------|------|---------------------------------------|
| 1    | 27218    | 1    | PLATE, PUMP MOUNT                     |
| 2    | 28117    | 1    | BRACKET, FILTER SUPPORT               |
| 3    | 28158    | 1    | BRACKET, SUPPORT STUBBY VALVE         |
| 13   | 530125   | 1    | STRAINER, 2" FULL PORT LINE           |
| 15   | 530327   | 1    | VALVE, 2" FULL PORT MANIFOLD, STUBBY  |
| 23   | 596119M  | 1    | BOLT, HH 5/16-18X3 GR5 MAGNI          |
| 24   | 596128M  | 2    | BOLT, HH 3/8-16 X 1 GR5 MAGNI         |
| 25   | 596129M  | 3    | BOLT, HH 3/8-16X1-1/2 GR5 MAGNI       |
| 26   | 596153M  | 4    | BOLT, HH 1/2-13X1-1/2 GR5 MAGNI       |
| 27   | 596236M  | 1    | NUT, CENTERLOCK, 5/16-18 MAGNI        |
| 28   | 596237M  | 5    | NUT, CENTERLOCK 3/8-16 MAGNI          |
| 29   | 596239M  | 4    | NUT, CENTERLOCK, 1/2-13 MAGNI         |
| 30   | 596257M  | 1    | WASHER, FLAT 5/16 USS MAGNI           |
| 31   | 596258M  | 2    | WASHER, FLAT 3/8 MAGNI                |
| 32   | 600112   | 1    | HYDRAULIC KIT, QUICK FILL ACE 150-206 |
| 33   | 610100   | 1    | FLOW REGULATOR SET AT 7.5GPM          |



## Quick Fill, ACE 150-206 Self Priming Pump, Large Cart



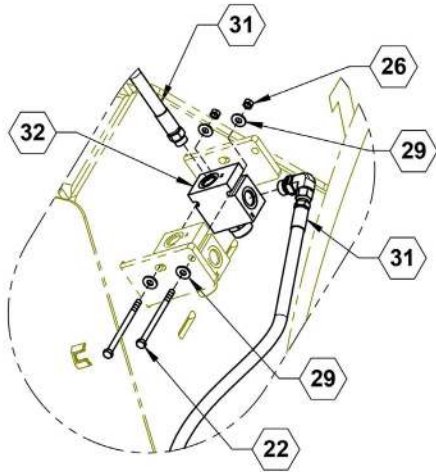


## ILLUSTRATED PARTS LIST

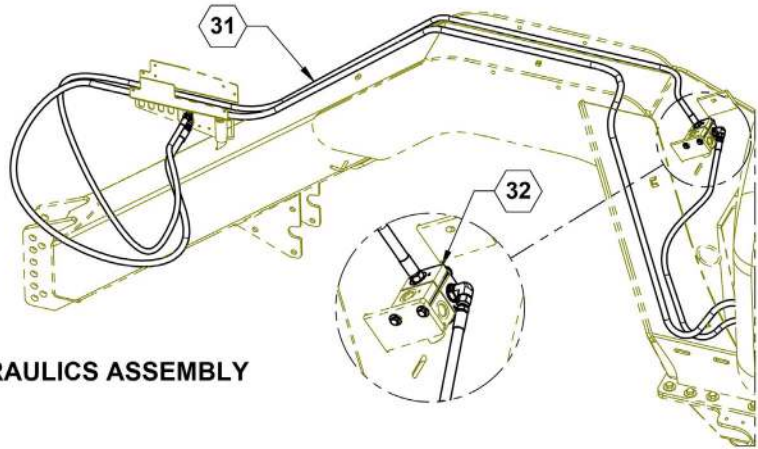
### Quick Fill, ACE 150-206 Self Priming Pump, Large Cart Parts List

| ITEM | PART NO. | QTY. | DESCRIPTION                           |
|------|----------|------|---------------------------------------|
| 4    | 510017   | 1    | HOSE, 2" EPDM X 6FT                   |
| 5    | 530014   | 1    | GASKET, 1-1/2" EPDM                   |
| 6    | 530017   | 1    | CAP, 2" QUICK FILL                    |
| 7    | 530019   | 5    | GASKET, 2" EPDM                       |
| 8    | 530051   | 1    | 2" MPT X 2" HOSE BARB 90°             |
| 9    | 530078   | 1    | FLANGE, 2" X 1-1/4" MPT               |
| 10   | 530081   | 1    | MANIFOLD FLANGE, 2" X 1-1/2" MPT      |
| 11   | 530083   | 1    | FLANGE, 2" X 2" 90 ° HOSE BARB ELBOW  |
| 12   | 530102   | 1    | FLANGE, 2" FULL PORT X 2" REDUCER     |
| 13   | 530125   | 1    | STRAINER, 2" FULL PORT LINE           |
| 14   | 530145   | 1    | 3" MPT X 2" FULL PORT REDUCER         |
| 15   | 530271   | 1    | ADAPTER, 2" FP X 2" MALE              |
| 16   | 530327   | 1    | VALVE, 2" FULL PORT MANIFOLD, STUBBY  |
| 17   | 530386   | 1    | MANIFOLD SWEEP, 2" FULL PORT FLANGE   |
| 18   | 540001   | 1    | CLAMP, 2" STANDARD WORM SCREW         |
| 19   | 540002   | 5    | CLAMP, WORM SCREW 2"                  |
| 20   | 540017   | 2    | CLAMP, HOSE SS 2" #32                 |
| 21   | 550043   | 1    | PUMP, 150-206 ACE SELF-PRIMING        |
| 24   | 596129M  | 3    | BOLT, HH 3/8-16X1-1/2 GR5 MAGNI       |
| 27   | 596237M  | 5    | NUT, CENTERLOCK 3/8-16 MAGNI          |
| 31   | 600114   | 1    | HYDRAULIC KIT, QUICK FILL ACE 150-206 |

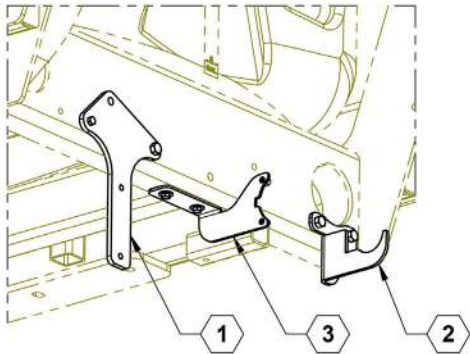
## Quick Fill, ACE 150-206 Self Priming Pump, Large Cart



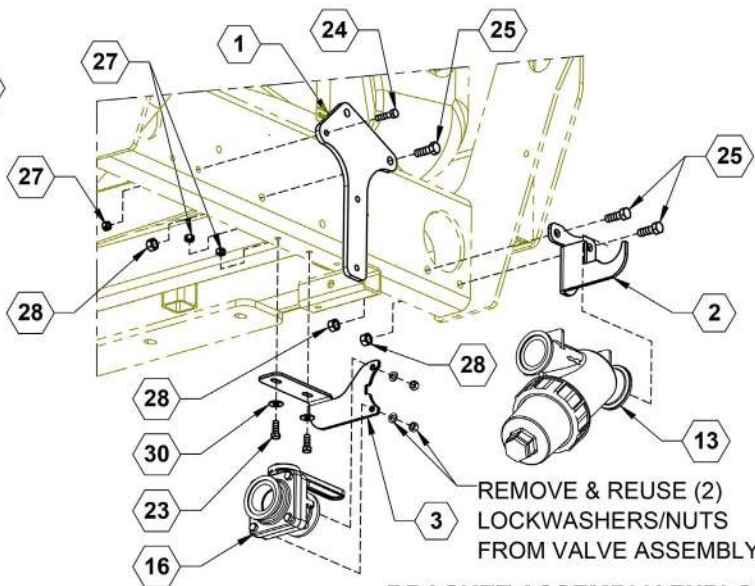
**DETAIL AT FLOW REGULATOR**



**HYDRAULICS ASSEMBLY**



**PLUMBING BRACKET ASSEMBLY**



**BRACKET ASSEMBLY EXPLODED**



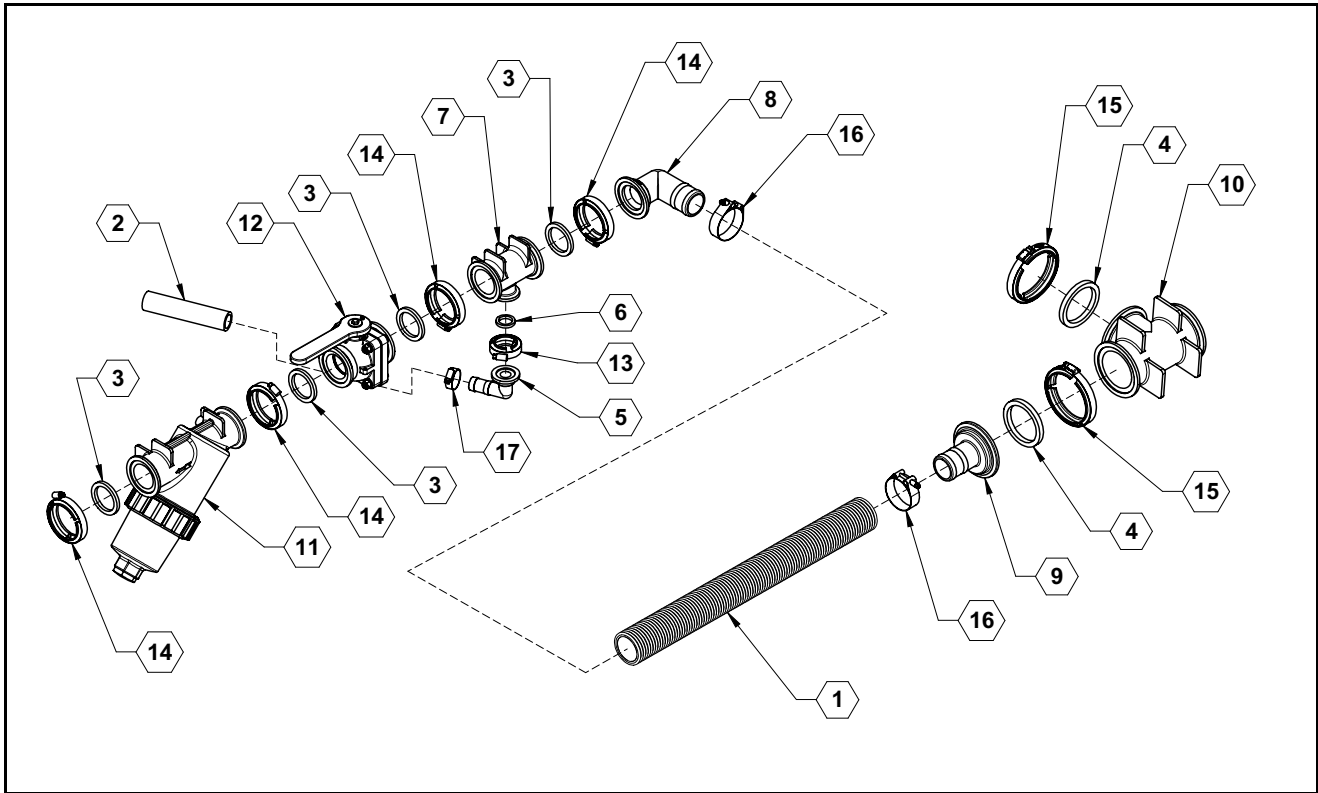


## ILLUSTRATED PARTS LIST

### Quick Fill, ACE 150-206 Self Priming Pump, Large Cart Parts List

| ITEM | PART NO. | QTY. | DESCRIPTION                           |
|------|----------|------|---------------------------------------|
| 1    | 27218    | 1    | PLATE, PUMP MOUNT                     |
| 2    | 28117    | 1    | BRACKET, FILTER SUPPORT               |
| 3    | 28158    | 1    | BRACKET, SUPPORT STUBBY VALVE         |
| 13   | 530125   | 1    | STRAINER, 2" FULL PORT LINE           |
| 16   | 530327   | 1    | VALVE, 2" FULL PORT MANIFOLD, STUBBY  |
| 22   | 596123M  | 2    | BOLT, HH 5/16-18 X 5 MAGNI            |
| 23   | 596128M  | 2    | BOLT, HH 3/8-16 X 1 GR5 MAGNI         |
| 24   | 596129M  | 3    | BOLT, HH 3/8-16X1-1/2 GR5 MAGNI       |
| 25   | 596153M  | 3    | BOLT, HH 1/2-13X1-1/2 GR5 MAGNI       |
| 26   | 596236M  | 2    | NUT, CENTERLOCK, 5/16-18 MAGNI        |
| 27   | 596237M  | 5    | NUT, CENTERLOCK 3/8-16 MAGNI          |
| 28   | 596239M  | 3    | NUT, CENTERLOCK, 1/2-13 MAGNI         |
| 29   | 596257M  | 4    | WASHER, FLAT 5/16 USS MAGNI           |
| 30   | 596258M  | 2    | WASHER, FLAT 3/8 MAGNI                |
| 31   | 600114   | 1    | HYDRAULIC KIT, QUICK FILL ACE 150-206 |
| 32   | 610100   | 1    | FLOW REGULATOR SET AT 7.5GPM          |

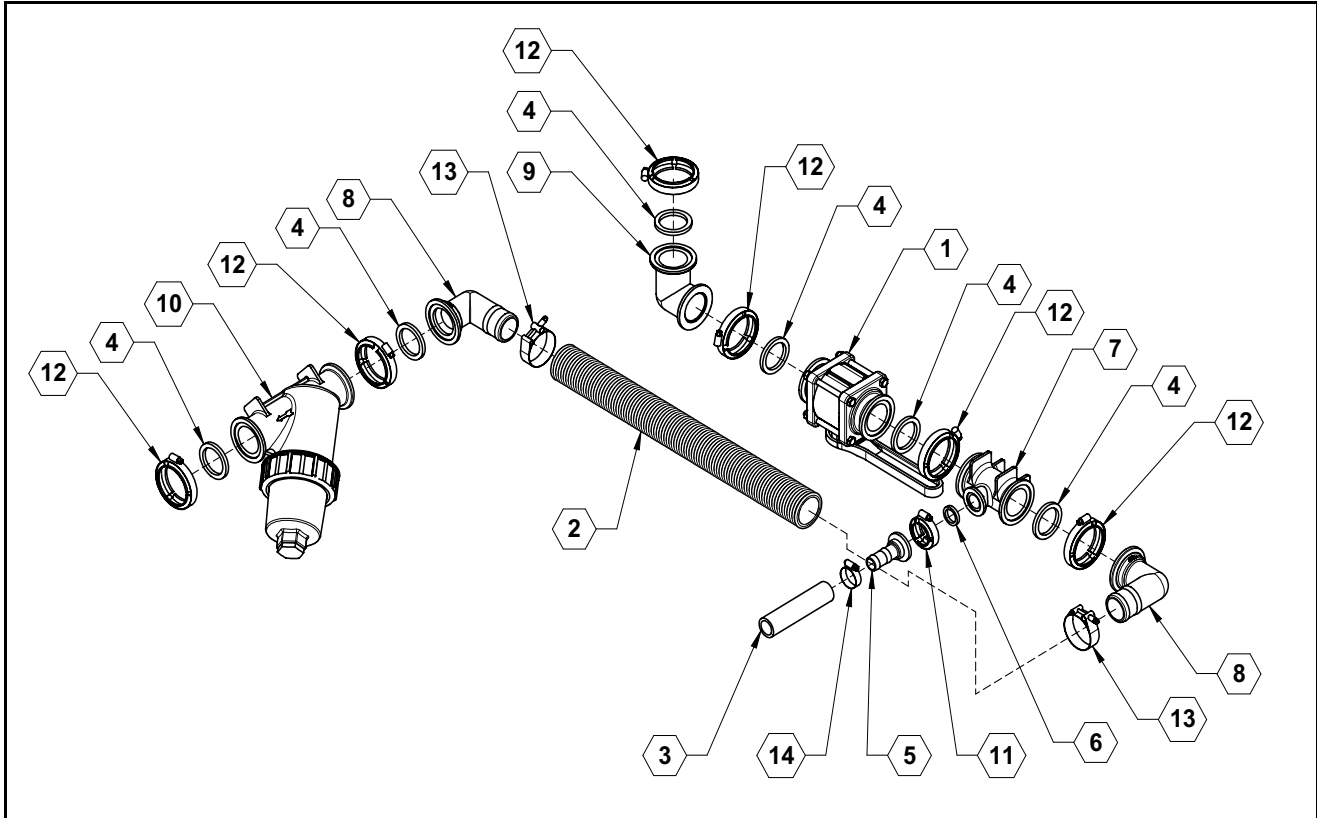
## Small Cart Tank to Pump Plumbing



## Small Cart Tank to Pump Plumbing Parts List

| ITEM | PART NO. | QTY. | DESCRIPTION                                      |
|------|----------|------|--|
| 1    | 510003   | AR   | HOSE, 2" FERTILIZER                              |
| 2    | 510016   | AR   | HOSE, 1" EPDM                                    |
| 3    | 530019   | 4    | GASKET, 2" EPDM                                  |
| 4    | 530024   | AR   | GASKET, 3" EPDM                                  |
| 5    | 530067   | 1    | FITTING, 1" MANIFOLD X 1" HB 90°                 |
| 6    | 530068   | 1    | GASKET, 1" EPDM                                  |
| 7    | 530099   | 1    | MANIFOLD, 2" FP X 1" FLANGE TEE                  |
| 8    | 530104   | 1    | FLANGE, 2" FP X 2" HB 90                         |
| 9    | 530111   | 1    | MANIFOLD, 3" X 2" HB                             |
| 10   | 530115   | 1    | MANIFOLD, 3" TEE                                 |
| 11   | 530125   | 1    | STRAINER, 2" FULL PORT LINE                      |
| 12   | 530327   | 1    | MANIFOLD STUBBY VALVE, 2" STD PORT               |
| 13   | 540000   | 1    | CLAMP, WORM SCREW 1"                             |
| 14   | 540002   | 4    | CLAMP, 2" FULL PORT                              |
| 15   | 540003   | AR   | CLAMP, 3"  |
| 16   | 540007   | 2    | CLAMP T BOLT                                     |
| 17   | 540014   | 1    | CLAMP, HOSE SS 1" #16                            |
| NS   | 530316   | AR   | MANIFOLD REDUCER 3" X 2" CPLR (W/ 3" PUMP INLET) |

## Large Cart Tank to Pump Plumbing



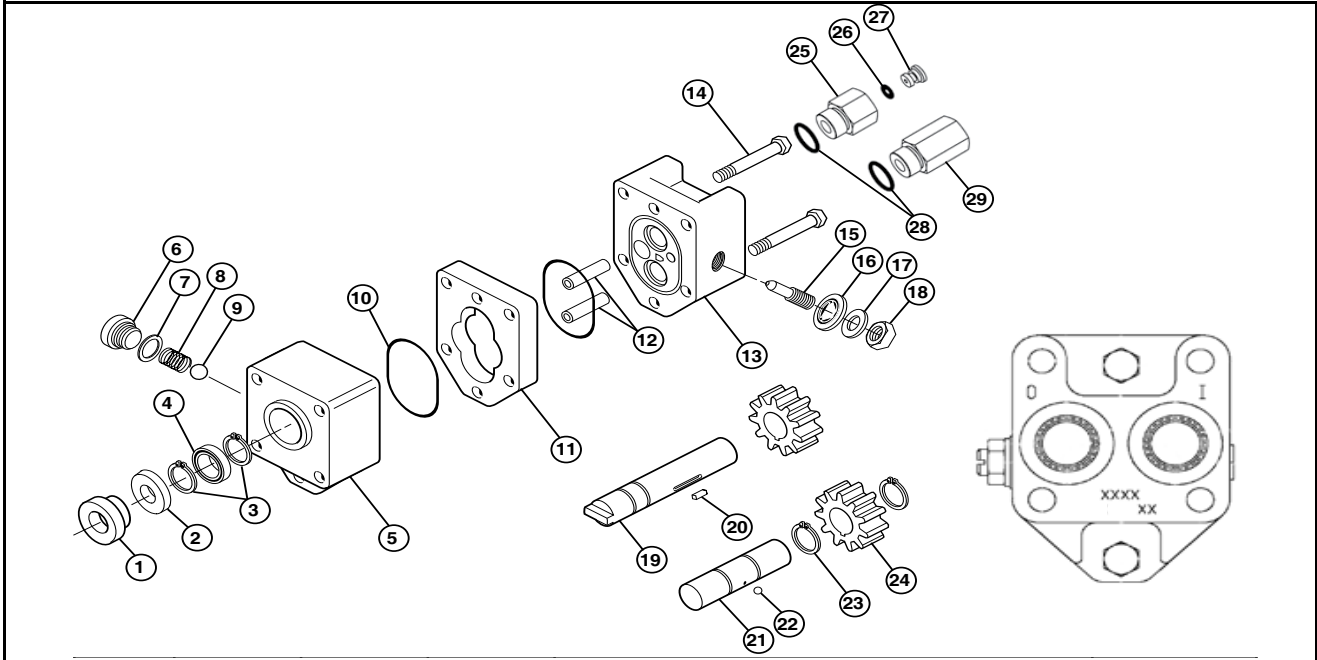
## Large Cart Tank to Pump Plumbing Parts List

| ITEM | PART NO. | QTY. | DESCRIPTION                                      |
|------|----------|------|--|
| 1    | 500006   | 1    | VALVE, 2" FULL PORT MANIFOLD                     |
| 2    | 510003   | AR   | HOSE, 2" FERTILIZER                              |
| 3    | 510016   | AR   | HOSE, 1" EPDM                                    |
| 4    | 530019   | 6    | GASKET, 2" EPDM                                  |
| 5    | 530066   | 1    | MANIFOLD, 1" X 1" HB                             |
| 6    | 530068   | 1    | GASKET, 1" EPDM                                  |
| 7    | 530099   | 1    | MANIFOLD, 2" FP X 1" FLANGE TEE                  |
| 8    | 530104   | 2    | FLANGE, 2" FP X 2" HB 90                         |
| 9    | 530106   | 1    | MANIFOLD COUPLING 90° 2" FP                      |
| 10   | 530125   | 1    | STRAINER, 2" FULL PORT LINE                      |
| 11   | 540000   | 1    | CLAMP, WORM SCREW 1"                             |
| 12   | 540002   | 6    | CLAMP, 2" FULL PORT                              |
| 13   | 540007   | 2    | CLAMP T BOLT                                     |
| 14   | 540014   | 1    | CLAMP, HOSE SS 1" #16                            |
| NS   | 530024   | AR   | GASKET, 3" EPDM                                  |
| NS   | 530316   | AR   | MANIFOLD REDUCER 3" X 2" CPLR (W/ 3" PUMP INLET) |
| NS   | 540003   | AR   | CLAMP, 3"  |



# ILLUSTRATED PARTS LIST

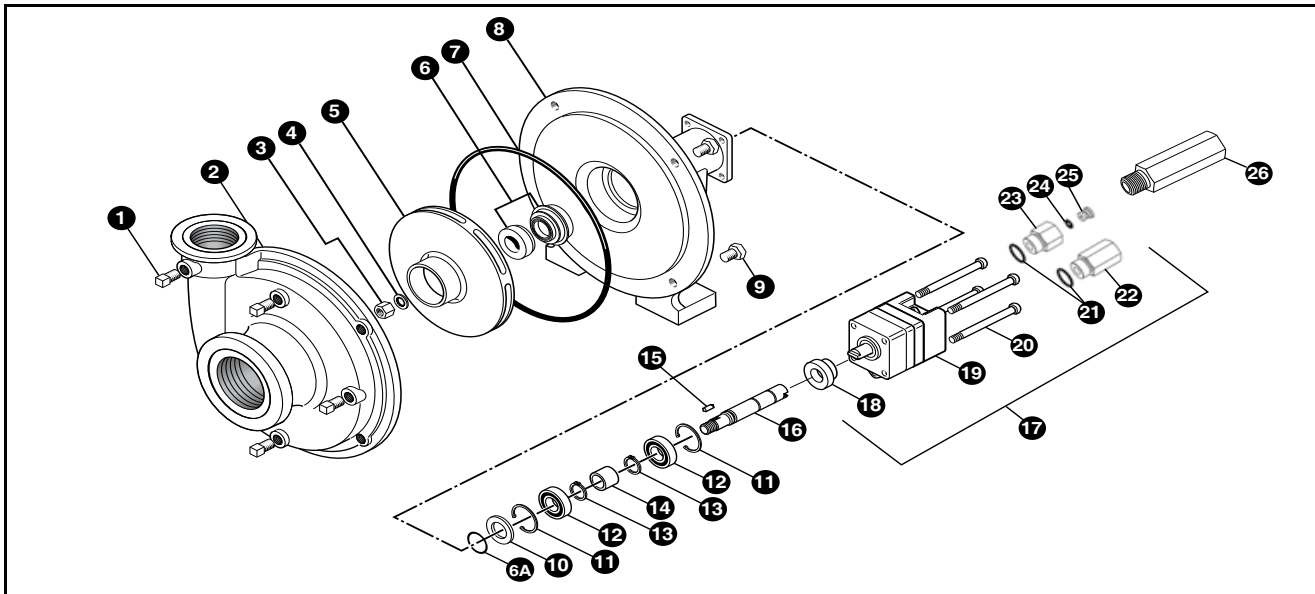
## Ace 150-206 Pump Hydraulic Motor



### Ace 150-206 Pump Hydraulic Motor Parts List

| ITEM | MODEL 204N | MODEL 206N | MODEL 210N | DESCRIPTION                                      | QTY. |
|------|------------|------------|------------|--|------|
| 1*   | S200       | S200       | S200       | SEAL SUPPORT SPACER                              | 1    |
| 2*   | 40153      | 40153      | 40153      | SEAL CARTRIDGE                                   | 1    |
| 3    | 41941      | 41941      | 41941      | SNAP RING, BEARING                               | 2    |
| 4    | 41961      | 41961      | 41961      | BALL BEARING, 7/16" I.D.                         | 1    |
| 5    | 41731      | 41731      | 41731      | DRIVE PLATE                                      | 1    |
| 6    | 42041      | 42041      | 42041      | VALVE CAP, COASTING CHECK                        | 1    |
| 7*   | 42044      | 42044      | 42044      | "O" RING, COASTING CHECK                         | 1    |
| 8    | 42042      | 42042      | 42042      | SPRING, COASTING CHECK                           | 1    |
| 9    | 42043      | 42043      | 42043      | BALL, COASTING CHECK                             | 1    |
| 10*  | 41850      | 41850      | 41850      | "O" RING, HOUSING SEAL                           | 2    |
| 11   | 41720      | 41721      | 41725      | GEAR HOUSING                                     | 1    |
| 12   | 41800      | 41801      | 41805      | DOWEL PIN, HOUSING                               | 2    |
| 13   | 41742      | 41742      | 41742      | END PLATE  | 1    |
| 14   | 41900      | 41900      | 41905      | CAP SCREW, 1/4" N.C. HEX HEAD                    | 2    |
| 15   | 42010      | 42010      | 42010      | ADJUSTING SCREW, NEEDLE VALVE                    | 1    |
| 16*  | 42030      | 42030      | 42030      | THREAD SEAL, 3/8", NEEDLE VALVE                  | 1    |
| 17   | 42040      | 42040      | 42040      | WASHER, FLAT STEEL, NEEDLE VALVE                 | 1    |
| 18   | 40960      | 40960      | 40960      | NUT, 3/8" N.C. JAM, NEEDLE VALVE                 | 1    |
| 19   | 41761      | 41764      | 41766      | DRIVE SHAFT                                      | 1    |
| 20   | 41920      | 41921      | 41925      | DOWEL PIN, DRIVE SHAFT                           | 1    |
| 21   | 41970      | 41971      | 41975      | IDLER SHAFT                                      | 1    |
| 22   | 41990      | 41990      | 41990      | BALL, IDLER SHAFT                                | 1    |
| 23   | 41980      | 41980      | 41980      | RETAINING RING, IDLER GEAR                       | 2    |
| 24   | 41750      | 41751      | 41755      | GEAR   | 2    |
| 25   | 41455      | 41455      | 41455      | ADAPTER BODY, #8 SAE MALE X 1/2" NPT             | 1    |
| 26   | 41448      | 41448      | 41448      | "O" RING, ORIFICE INSERT (USE WITH 41456 INSERT) | 1    |
| 27   | 41457      | 41456      | 41456      | INSERT, RESTRICTOR ORIFICE (USE WITH 41455 BODY) | 1    |
| 28   | 41875      | 41875      | 41875      | "O" RING, #8 SAE MALE FITTING                    | 2    |
| 29   | 41441      | 41441      | 41441      | REVERSE CHECK, #8 SAE MALE X 1/2" NPT            | 1    |
| #    | 41374      | 41374      | 41374      | REPAIR KIT, RK-BAC-75-HYD-L                      | --   |

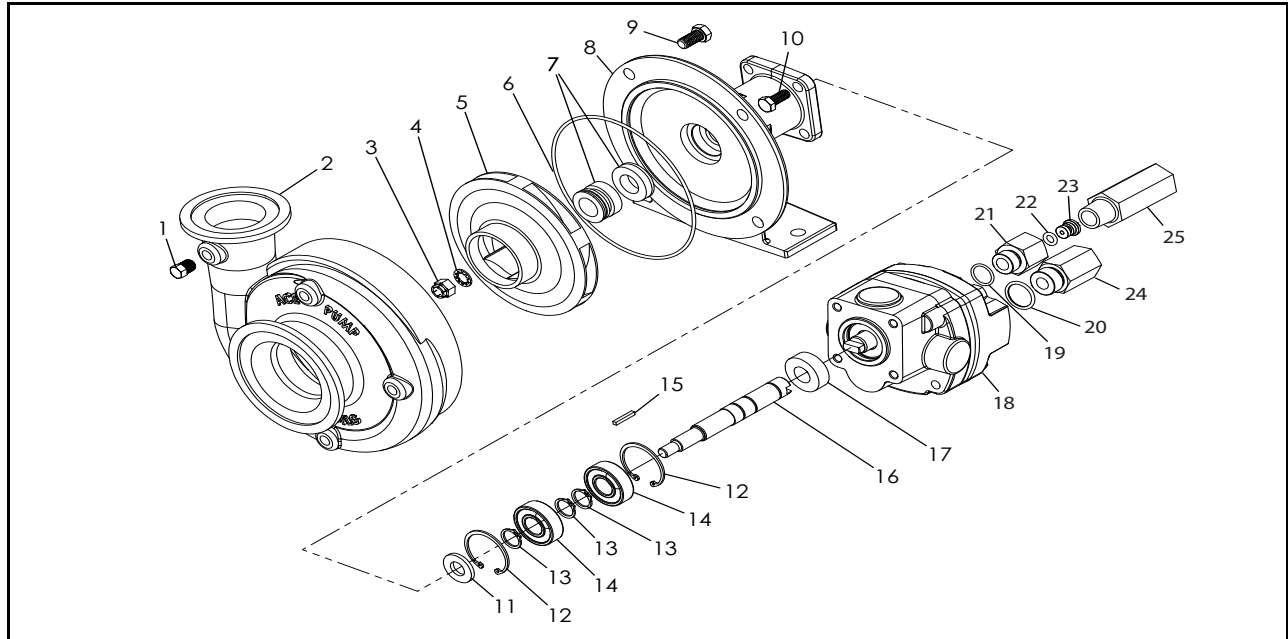
## Ace 150-206 Pump



## Ace 150-206 Pump Parts List

| ITEM        | PART NO.          | EDP NO. | DESCRIPTION  | QTY. |
|-------------|-------------------|---------|--|------|
| 1           | BAC-53            | 41110   | PIPE PLUG  | 4    |
| 1           | 41120             | 41120   | PIPE PLUG, STAINLESS STEEL (OPTIONAL)                          | 4    |
| 2           | BAC-12-150-FLG    | 40257   | VOLUTE, CAST IRON, NPT & ?ANGED (FOR 150F MODELS)              | 1    |
| 2           | BAC-12-150-SS     | 40249   | VOLUTE, 316 STAINLESS STEEL , NPT & ?ANGED (FOR 150FS MODELS)  | 1    |
| 3           | BAC-23-A          | 40391   | NUT, 3/8" NF, CAD PLATED                                       | 1    |
| 3           | BAC-23-A-SS       | 40392   | NUT, 3/8" NF, STAINLESS STEEL (OPTIONAL)                       | 1    |
| 4 (*) (**)  | BAC-24-HYD-SS     | 40400   | WASHER, 3/8" STAR, STAINLESS STEEL                             | 1    |
| 5           | BAC-26-150-P      | 40446   | IMPELLER, VALOX, KEYWAY  | 1    |
| 5           | BAC-26-150-CI     | 40445   | IMPELLER, CAST IRON, KEYWAY (OPTIONAL)                         | 1    |
| 6 (*)       | BAC-7V            | 40151   | SEAL, CARBON/CERAMIC/VITON (INCLUDES 40160 O-RING)             | 1    |
| 6 (**)      | BAC-7SC           | 40152   | SEAL, SILICON CARBIDE/VITON (INCLUDES 40160 O-RING) (OPTIONAL) | 1    |
| 6A (*) (**) | 40160             | 40160   | O-RING, SHAFT SEAL   | 1    |
| 7 (*) (**)  | BAC-4-150         | 40015   | O-RING, BODY SEAL  | 1    |
| 8           | BAC-14-150-HYD    | 40305   | MOUNTING FRAME, CAST IRON (FOR 150F MODELS)                    | 1    |
| 8           | BAC-14-150-HYD-SS | 40319   | MOUNTING FRAME, 316 STAINLESS STEEL (FOR 150FS MODELS)         | 1    |
| 9           | 40950             | 40950   | CAP SCREW, 3/8" NC X 3/4" HEX HEAD                             | 4    |
| 9           | 40930             | 40930   | CAP SCREW, 3/8" NC X 3/4" HEX HEAD, STAINLESS STEEL (OPTIONAL) | 4    |
| 10          | BAC-54            | 41130   | SLINGER  | 1    |
| 11          | BAC-33            | 40810   | SNAP RING, INTERNAL, BAC-14 MOUNTING FRAME                     | 2    |
| 12          | BAC-37            | 40870   | BALL BEARING, SEALED, BAC-6 SHAFT                              | 2    |
| 13          | BAC-32            | 40790   | SNAP RING, EXTERNAL, BAC-6 SHAFT                               | 2    |
| 14          | BAC-32-S          | 40795   | SPACER FOR BAC-6 SHAFT   | 1    |
| 15          | BACH-25           | 40420   | KEY, 1/8" X 1/8" X 1/2"  | 1    |
| 16          | BAC-6-HYD-SS      | 40061   | SHAFT, 5/8" DIAMETER, KEYWAY AND TANG SLOT, STAINLESS STEEL    | 1    |
| 17          | BAC-75-HYD-206    | 41372   | HYDRAULIC MOTOR, 7 GPM (INCLUDES PARTS 18 - 25)                | 1    |
| 18          | S200              | 40161   | SEAL SUPPORT SPACER FOR 200 SERIES HYD MOTOR                   | 1    |
| 19          | BAC-75-HYD-206N   | 41397   | HYDRAULIC MOTOR, 7 GPM (MOTOR ONLY - NO EXTERNAL ?TTINGS)      | 1    |
| 20          | 41255             | 41255   | CAP SCREW, 5/16" N. C. X 3-3/4" SOCKET HEAD (FOR 206N MOTOR)   | 4    |
| 21          | 41875             | 41875   | "O" RING, #8 SAE MALE FITTING                                  | 2    |
| 22          | BAC-78-8SAE       | 41441   | REVERSE CHECK, #8 SAE MALE X 1/2" NPT                          | 1    |
| 23          | BAC-80-8SAE       | 41455   | ADAPTER BODY, #8 SAE MALE X 1/2" NPT                           | 1    |
| 24          | 41448             | 41448   | "O" RING, ORIFICE INSERT (USE WITH 41456 INSERT)               | 1    |
| 25          | BAC-79-7          | 41456   | INSERT, RESTRICTOR ORIFICE (USE WITH 41455 BODY)               | 1    |
| 26          | LS-206N           | 41418   | FLOW LIMITING VALVE (206N), #8 SAE MALE X 1/2" NPT FEMALE      | 1    |
| *           | RK-FMC-150        | 52710   | REPAIR KIT FOR FMC-150 SERIES PUMP                             | -    |
| **          | RK-FMCSC-150      | 52711   | REPAIR KIT FOR FMC-150 SERIES WITH SILICON CARBIDE SHAFT SEAL  | -    |
| #           | RK-BAC-75-HYD-L   | 41374   | REPAIR KIT, RK-BAC-75-HYD-L                                    | -    |

## Ace 304 Pump



## Ace 304 Pump Parts List

| ITEM | PART NO.   | PART NO.   | QTY. | DESCRIPTION                                       |
|------|------------|------------|------|---|
|      | Model 304N | Model 310N |      |   |
| 1    | 40162      | 40162      | 1    | SEAL SUPPORT SPACER, S300 FOR 200 SERIES PUMPS    |
| 1    | 40163      | 40163      | 1    | SEAL SUPPORT SPACER, S305 FOR 205 SERIES PUMPS    |
| 2*   | 40154      | 40154      | 1    | SEAL CARTRIDGE, BAC-75-300-TLS                    |
| 3    | 43056      | 43056      | 1    | SPACER SEAL/BEARING, PERFORATED, 300 SERIES MOTOR |
| 4    | 43205      | 43205      | 2    | RETAINING RING, BEARING                           |
| 5    | 43225      | 43225      | 1    | BALL BEARING                                      |
| 6    | 43016      | 43016      | 1    | DRIVE PLATE                                       |
| 7*   | 43130      | 43130      | 2    | O-RING, HOUSING SEAL                              |
| 8    | 43085      | 43080      | 2    | DOWEL PIN, HOUSING                                |
| 9    | 43005      | 43000      | 1    | GEAR HOUSING                                      |
| 10   | 43277      | 43277      | 1    | CAP, NEEDLE VALVE WITH O-RING, 300N SERIES MOTOR  |
| 11*  | 43276      | 43276      | 1    | O-RING, NEEDLE VALVE CAP                          |
| 12   | 43266      | 43266      | 1    | NEEDLE, 300N SERIES MOTOR                         |
| 13   | 43022      | 43022      | 1    | END PLATE, 300N SERIES MOTOR                      |
| 14   | 43185      | 43180      | 4    | CAP SCREW, 3/8" N.C. HEX HEAD                     |
| 15   | 43240      | 43240      | 2    | RETAINING RING, GEAR                              |
| 16   | 43035      | 43030      | 2    | GEAR  |
| 17   | 43250      | 43250      | 1    | BALL, IDLER SHAFT                                 |
| 18   | 43235      | 43230      | 1    | IDLER SHAFT                                       |
| 19   | 43046      | 43039      | 1    | DRIVE SHAFT                                       |
| 20   | 43195      | 43190      | 1    | DOWEL PIN, DRIVE SHAFT                            |
| 21   | 41455      | 41455      | 1    | ADAPTER BODY, #8 SAE MALE X 1/2" NPT              |
| 22   | 41448      |            | 1    | "O" RING, ORIFICE INSERT (USE WITH 41456 INSERT)  |
| 23   | 41447      |            | 1    | ORIFICE INSERT, RESTRICTOR INSERT                 |
| 24   | 41875      | 41875      | 1    | "O" RING, #8 SAE MALE FITTING                     |
| 25   | 41445      | 41445      | 1    | O-RING, #10 SAE FITTING                           |
| 26   | 41442      | 41442      | 1    | REVERSE CHECK ASSEMBLY, #10 SAE X 1/2" NPT        |
| *    | 41362      | 41362      | AR   | MOTOR REPAIR KIT, INCLUDES 2, 7, 11               |



# ILLUSTRATED PARTS LIST

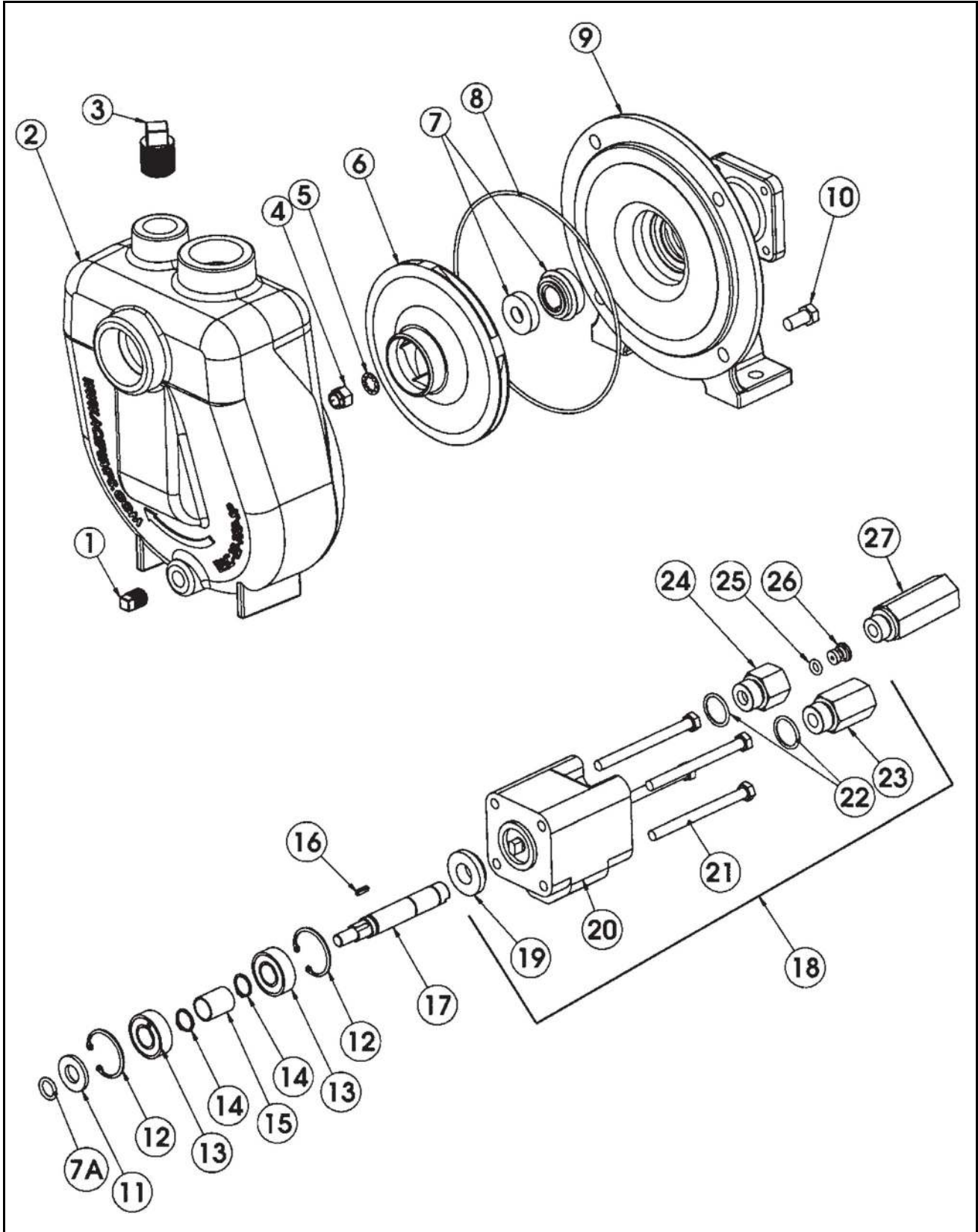
---



**FAST GLOBAL**  
**SOLUTIONS**



## ACE 150-206 Pump, Self Priming







# ILLUSTRATED PARTS LIST

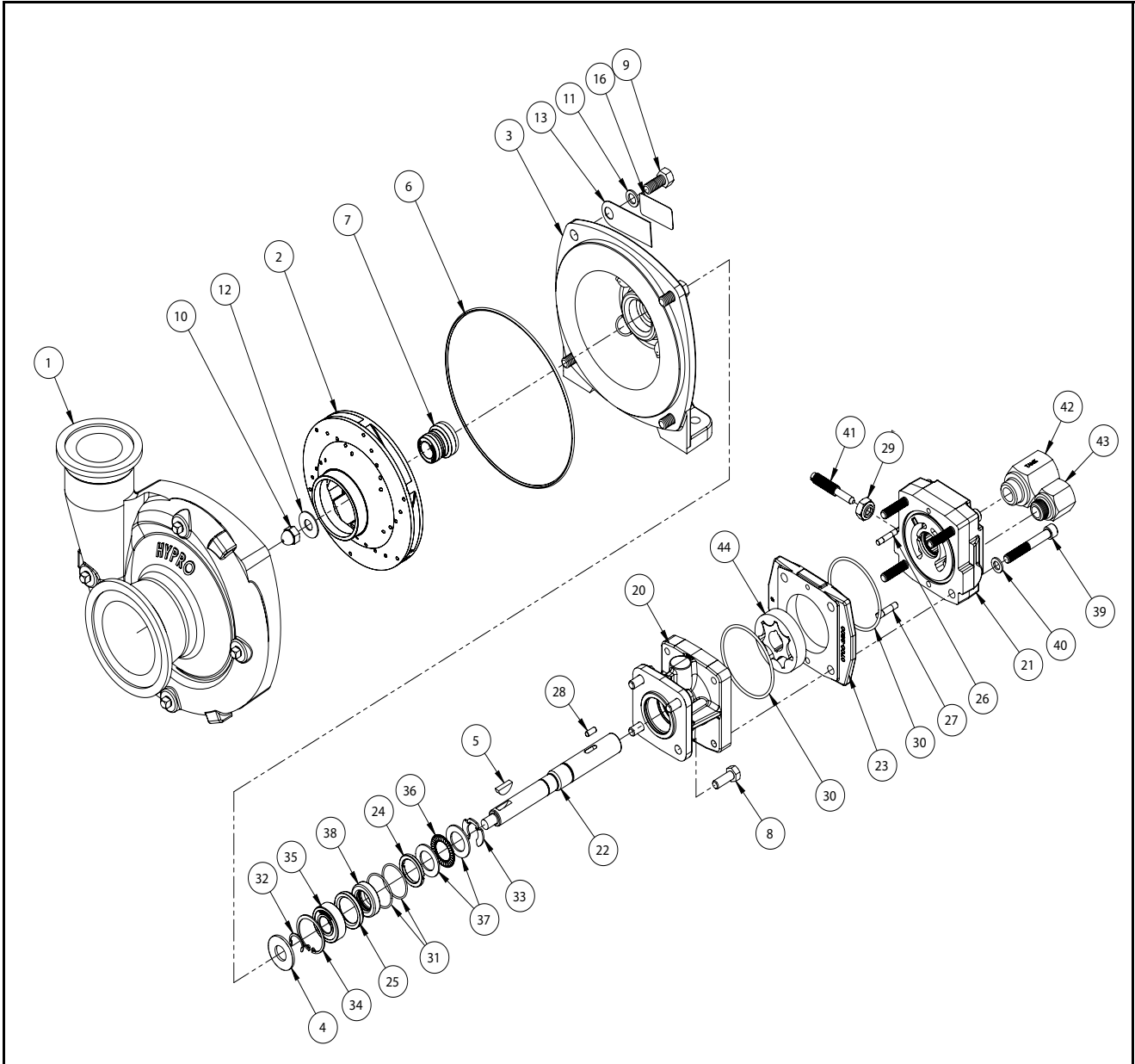
## ACE 150-206 Pump, Self Priming Parts List

| ITEM      | VENDOR PART NO. | EDP PART NO. | QTY. | DESCRIPTION   |
|-----------|-----------------|--------------|------|---|
| 1         | 20750           | 20750        | 1    | Pipe plug, drain, 1/4" NPT  |
| 2         | BAC-12-150-SP   | 40254        | 1    | Volute, self-priming, 1-1/2" x 1-1/4"                                   |
| 3         | 41105           | 41105        | 1    | Pipe plug, fill, 3/4" NPT   |
| 4         | BAC-23-A        | 40391        | 1    | Nut, 3/8" NF, cad plated  |
| 4         | BAC-23-B-SS     | 40393        | 1    | Nut, 3/8" NF, stainless steel (standard on -SS models)                  |
| 5 (*1*2)  | BAC-24-HYD-SS   | 40400        | 1    | Washer, 3/8" star, stainless steel                                      |
| 5         | BAC-24-B-SS     | 42702        | 1    | Washer, 3/8", stainless steel, vibration proof (standard on -SS models) |
| 6         | BAC-26-150-P    | 40446        | 1    | Impeller, Valox, keyway   |
| 6         | BAC-26-150-CI   | 40445        | 1    | Impeller, cast iron, keyway (optional)                                  |
| 6         | BAC-26-150-PI   | 40448        | 1    | Impeller, polypropylene, keyway (optional)                              |
| 7 (*1)    | BAC-7V          | 40151        | 1    | Seal, carbon/ceramic/Viton (includes 40160 O-ring)                      |
| 7 (*2)    | BAC-7SC         | 40152        | 1    | Seal, silicon carbide/Viton (includes 40160 O-ring) (optional)          |
| 7A (*1*2) | 40160           | 40160        | 1    | O-ring, shaft seal  |
| 8 (*1*2)  | BAC-4-150       | 40015        | 1    | O-ring, body seal   |
| 9         | BAC-14-150-HYD  | 40305        | 1    | Mounting frame (for 200 Series hydraulic motor)                         |
| 10        | 40950           | 40950        | 4    | Cap screw, 3/8" NC x 3/4" hex head                                      |
| 10        | 40930           | 40930        | 4    | Cap screw, 3/8" NC x 3/4" hex head, stainless steel (optional)          |
| 11        | BAC-54          | 41130        | 1    | Slinger   |
| 12        | BAC-33          | 40810        | 2    | Snap ring, internal, BAC-14 mounting frame                              |
| 13        | BAC-37          | 40870        | 2    | Ball Bearing, sealed, BAC-6 shaft                                       |
| 14        | BAC-32          | 40790        | 2    | Snap ring, external, BAC-6 shaft  |
| 15        | BAC-32-S        | 40795        | 1    | Spacer for BAC-6 shaft  |
| 16        | BACH-25         | 40420        | 1    | Key, 1/8" x 1/8" x 1/2"   |
| 17        | BAC-6-HYD-SS    | 40061        | 1    | Shaft, 5/8" diameter, keyway and tang slot, stainless steel             |
| 18        | BAC-75-HYD-206  | 41372        | 1    | Hydraulic motor, 7 GPM (includes parts 19 - 26)                         |
| 19        | S200            | 40161        | 1    | Seal support spacer for 200 Series HYD motor                            |
| 20        | BAC-75-HYD-206N | 41397        | 1    | Hydraulic motor, 7 GPM (motor only - no external fittings)              |
| 21        | 41255           | 41255        | 4    | Cap screw, 5/16" N. C. x 3-3/4" socket head (for 206N motor)            |
| 22        | 41875           | 41875        | 2    | O-ring, #8 SAE fitting  |
| 23        | BAC-78-8SAE     | 41441        | 1    | Reverse check assembly, #8 SAE male x 1/2" NPT female                   |
| 24        | BAC-80-8SAE     | 41455        | 1    | Body, restrictor orifice, #8 SAE male x 1/2" NPT female                 |
| 25        | 41448           | 41448        | 1    | O-ring, orifice insert  |
| 26        | BAC-79-7        | 41456        | 1    | Orifice, restrictor insert, .109 (206N)                                 |
| 27        | LS-206N         | 41418        | 1    | Flow limiting valve (206N), #8 SAE male x 1/2" NPT female               |
| *1        | RK-FMC-150      | 52710        | 1    | Repair kit for FMC-150 series pump                                      |
| *2        | RK-FMCSC-150    | 52711        | 1    | Repair kit for FMC-150 series with silicon carbide shaft seal           |
| #         | RK-BAC-75-HYD-L | 41374        | 1    | Repair kit for 200 Series motor with high pressure lip seal             |



# ILLUSTRATED PARTS LIST

## Hypro Pump - Prior to 2020



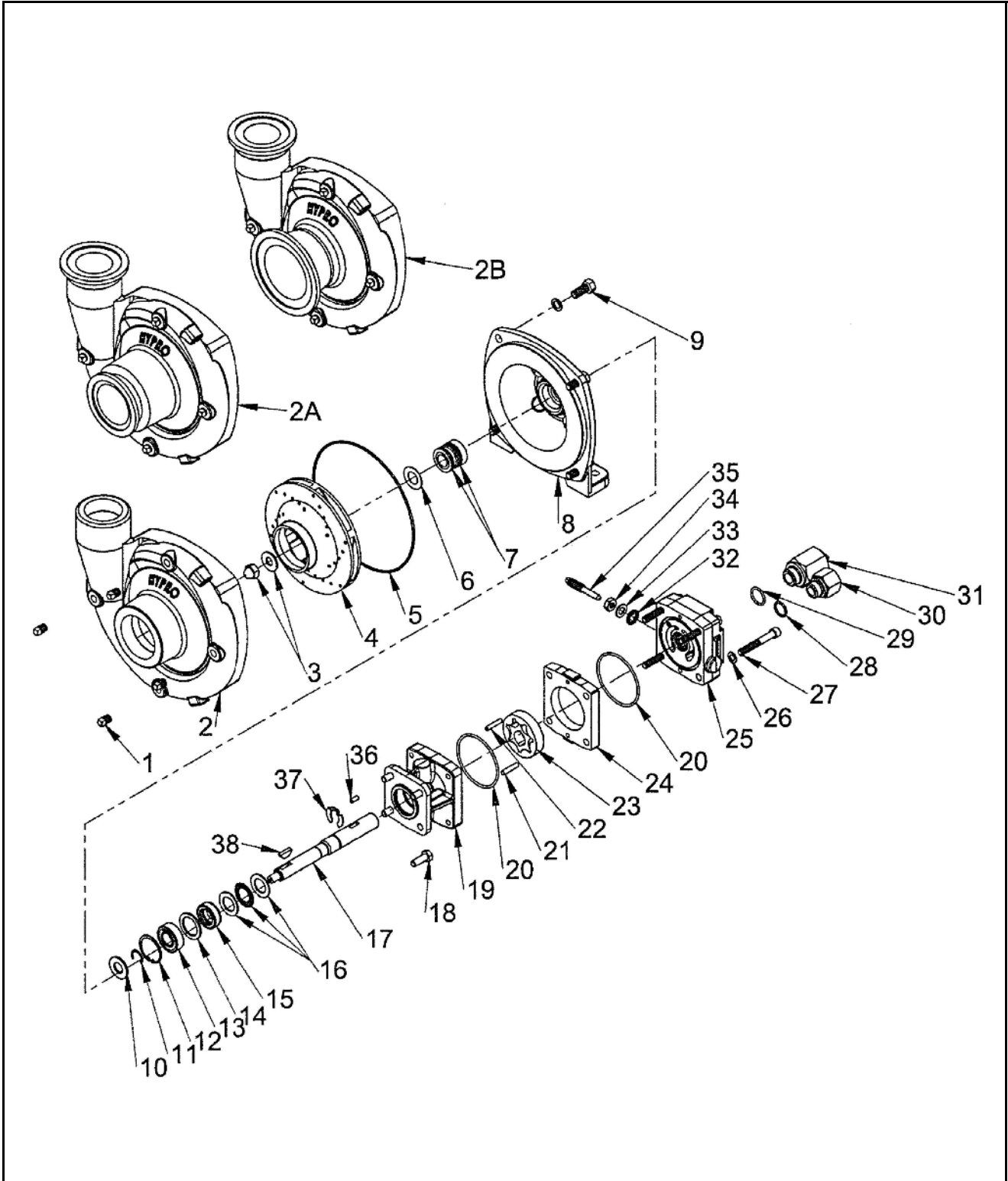


# ILLUSTRATED PARTS LIST

## Hypro Pump - Prior to 2020 Parts List

| ITEM | PART NO.    | QTY. | DESCRIPTION                         |
|------|-------------|------|-------------------------------------|
| 1    | 0158-9200C  | 1    | PUMP HOUSING, 300x220 U.FLG         |
| 2    | 0401-9200P2 | 1    | IMPELLER (CW ROTATION)              |
| 3    | 0750-9300C2 | 1    | MOUNTING FLANGE                     |
| 4    | 1410-0056   | 1    | SLINGER SEAL                        |
| 5    | 1610-0012   | 1    | WOODRUFF KEY                        |
| 6    | 1720-0083   | 1    | O-RING                              |
| 7    | 2120-0039   | 1    | SEAL, MECHANICAL                    |
| 8    | 2210-0005   | 4    | CAP SCREW, HEX HEAD 5/16"-18 X 7/8" |
| 9    | 2210-0020   | 4    | CAP SCREW, HEX HEAD 3/8"-16 X 7/8"  |
| 10   | 2253-0002   | 1    | ALCNUT 0.3750-24-N                  |
| 11   | 2270-0041   | 1    | WASHER                              |
| 12   | 2270-0071   | 1    | IMPELLER WASHER                     |
| 13   | 2270-0076   | 1    | TAG                                 |
| 14   | 3031-0134   | 1    | CARTON - INDIVIDUAL                 |
| 15   | 3435-0171   | 1    | PACKING KIT                         |
| 16   | 6031-0325   | 1    | DECAL                               |
| 17   | 6031-0340   | 1    | LABEL READY FOR ROUND UP            |
| 18   | 6031-0343   | 1    | INSTRUCTION TAG                     |
| 19   | 6031-0373   | 1    | CE STICKER LABEL                    |
| 20   | 0150-2500C  | 1    | BODY ASSY-SMALL PILOT               |
| 21   | 0254-2500C2 | 1    | END PLATE ASSY                      |
| 22   | 0533-2500   | 1    | SHAFT                               |
| 23   | 0700-2500C1 | 1    | GEROTOR HOUSING HM1, COATED         |
| 24   | 1410-0130   | 1    | SPACER, 3L SEAL                     |
| 25   | 1410-0131   | 1    | CARTRIDGE, FRONT                    |
| 26   | 1600-0037   | 1    | DOWEL PIN                           |
| 27   | 1600-0044   | 1    | DOWEL PIN                           |
| 28   | 1610-0031   | 1    | HM1 & HM5 Round Key                 |
| 29   | 1700-0245   | 1    | NUT, SEALING                        |
| 30   | 1720-0110   | 2    | O-RING                              |
| 31   | 1720-0268   | 2    | O-RING                              |
| 32   | 1810-0014   | 1    | RETAINING RING                      |
| 33   | 1810-0026   | 1    | RETAINING RING                      |
| 34   | 1820-0013   | 1    | INT. RET. RING                      |
| 35   | 2000-0010   | 1    | BEARING, BALL                       |
| 36   | 2029-0009   | 1    | BEARING, THRUST                     |
| 37   | 2029-0010   | 2    | BEARING RACE, THRU                  |
| 38   | 2104-0010   | 1    | LIP SEAL                            |
| 39   | 2220-0021   | 4    | SCREW, SOCKET HEAD                  |
| 40   | 2270-0039   | 4    | WASHER, FLAT 5/16"                  |
| 41   | 3220-0029   | 1    | VALVE STEM                          |
| 42   | 3320-0052A  | 1    | CHECK VALVE ASSY - TANK PORT        |
| 43   | 3360-0023A  | 1    | ADAPTER-INLET PORT ASSY             |
| 44   | 3900-0022   | 1    | GEROTOR                             |

## Hypro Pump - 2020 And Up



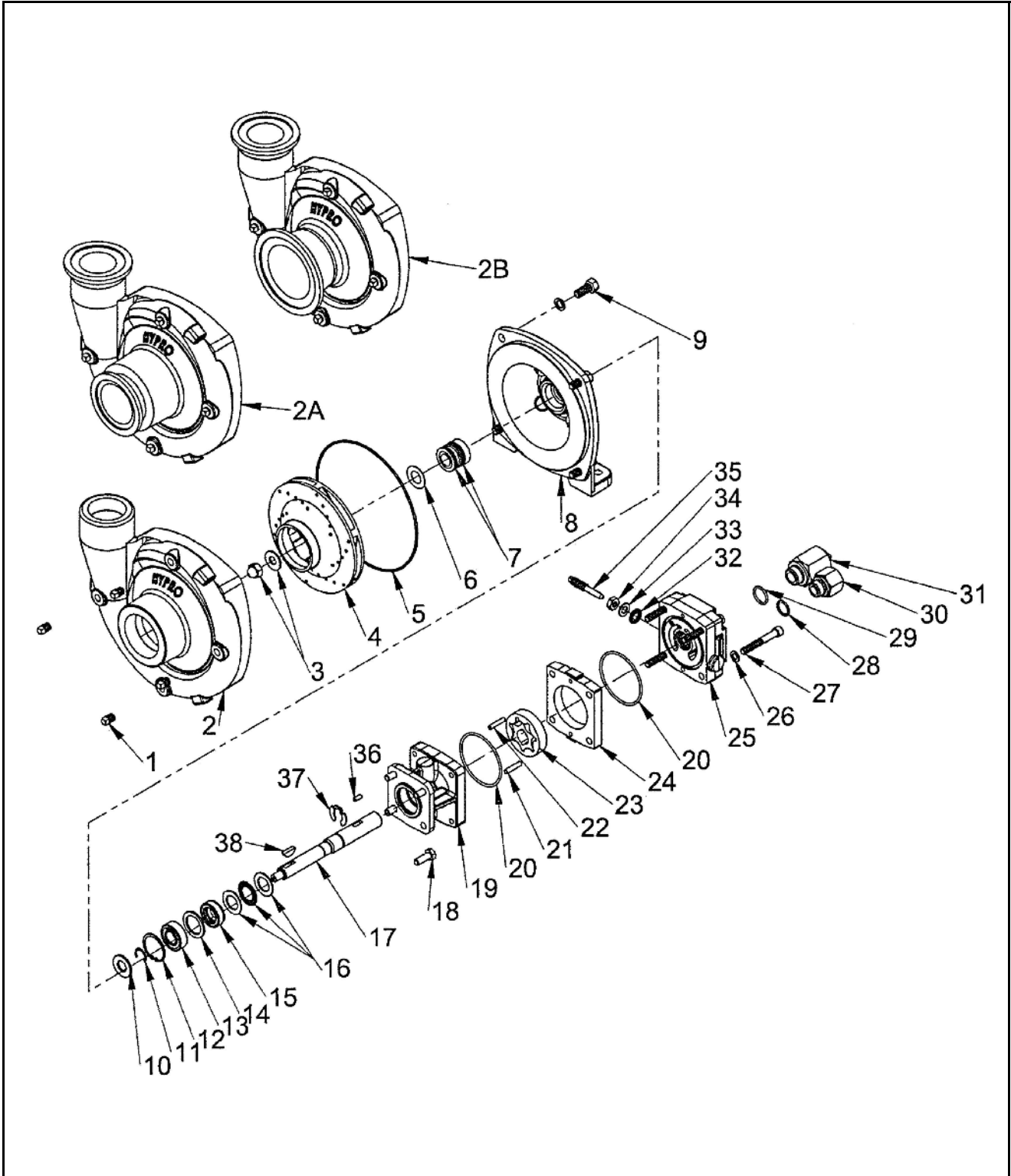


# ILLUSTRATED PARTS LIST

## Hypro Pump - 2020 And Up Parts List

| ITEM | PART NO.    | QTY. | DESCRIPTION   |
|------|-------------|------|---|
| 0    | 550045      | 1    | COMPLETE PUMP ASSEMBLY, CAST                          |
| 0    | 550046      | 1    | COMPLETE PUMP ASSEMBLY, STAINLESS                     |
| 1    | 2406-0016   | 4    | DRAIN/VENT PLUG                                       |
| 2    | 0154-9200C1 | 1    | PUMP CASING (9306C)                                   |
| 2    | 0154-9200S1 | 1    | PUMP CASING (9306S)                                   |
| 2A   | 0157-9200C  | 1    | PUMP CASING (UNIVERSAL FLANGE 2' X 2' CAST)           |
| 2A   | 0157-9200S  | 1    | PUMP CASING (UNIVERSAL FLANGE 2' X 2' SS)             |
| 2B   | 0158-9200C  | 1    | PUMP CASING (UNIVERSAL FLANGE 3' X 2' CAST)           |
| 2B   | 0158-9200S  | 1    | PUMP CASING (UNIVERSAL FLANGE 3' X 2' SS)             |
| 3    | 3430-0825   | 1    | IMPELLER NUT (9306C and 9306S)                        |
| 4    | 0401-9200P2 | 1    | IMPELLER (NYLON STD 9306S)                            |
| 4    | 0405-9100P2 | 1    | IMPELLER (POLY OPTIONAL) (STD 9306S)                  |
| 4    | 0405-9100P2 | 1    | IMPELLER (GTX OPTIONAL)                               |
| 5    | 3430-0332   | 1    | O-RING  |
| 6    | 3430-0332   | 1    | GASKET  |
| 7    | 3430-0332   | 1    | MECHANICAL SEAL (VITON/CERAMIC (STD 9306C)            |
| 7    | 3430-0589   | 1    | MECHANICAL SEAL (SILICON CARBIDE) (STD 9306S)         |
| 8    | 0750-9300C2 | 1    | MOUNTING FLANGE (9306C)                               |
| 8    | 0756-9300S  | 1    | MOUNTING FLANGE (9306S)                               |
| 9    | 2210-0020   | 4    | HEX HEAD CAP SCREW (9306C)                            |
| 9    | 2210-0125   | 4    | HEX HEAD CAP SCREW (9306S)                            |
| 10   | 1410-0056   | 1    | SLINGER RING  |
| 11   | 1810-0015   | 1    | SNAP RING   |
| 12   | 1820-0013   | 1    | RETAINING RING  |
| 13   | 3430-0881   | 1    | BALL BEARING  |
| 14   | 1410-0154   | 1    | SPACER  |
| 15   | 3430-0881   | 1    | LIP SEAL  |
| 16   | 2029-0014   | 1    | THRUST BEARING ASSEMBLY                               |
| 17   | 3430-0852   | 1    | SHAFT (HM1C/HM5C)                                     |
| 17   | 3430-0855   | 1    | SHAFT (HM3C)  |
| 18   | 2210-0005   | 1    | HEX HEAD CAP SCREW                                    |
| 19   | 0150-2540C  | 1    | MOTOR BODY (INCLUDES NEEDLE BEARING)                  |
| 19   | 0150-2542C  | 1    | MOTOR BODY CASE DRAIN SAE-4 (INCLUDES NEEDLE BEARING) |
| 20   | 3430-0881   | 1    | O-RING  |
| 21   | 1600-0095   | 1    | DOWEL PIN (HMIC/HM5C)                                 |

## Hypro Pump - 2020 And Up





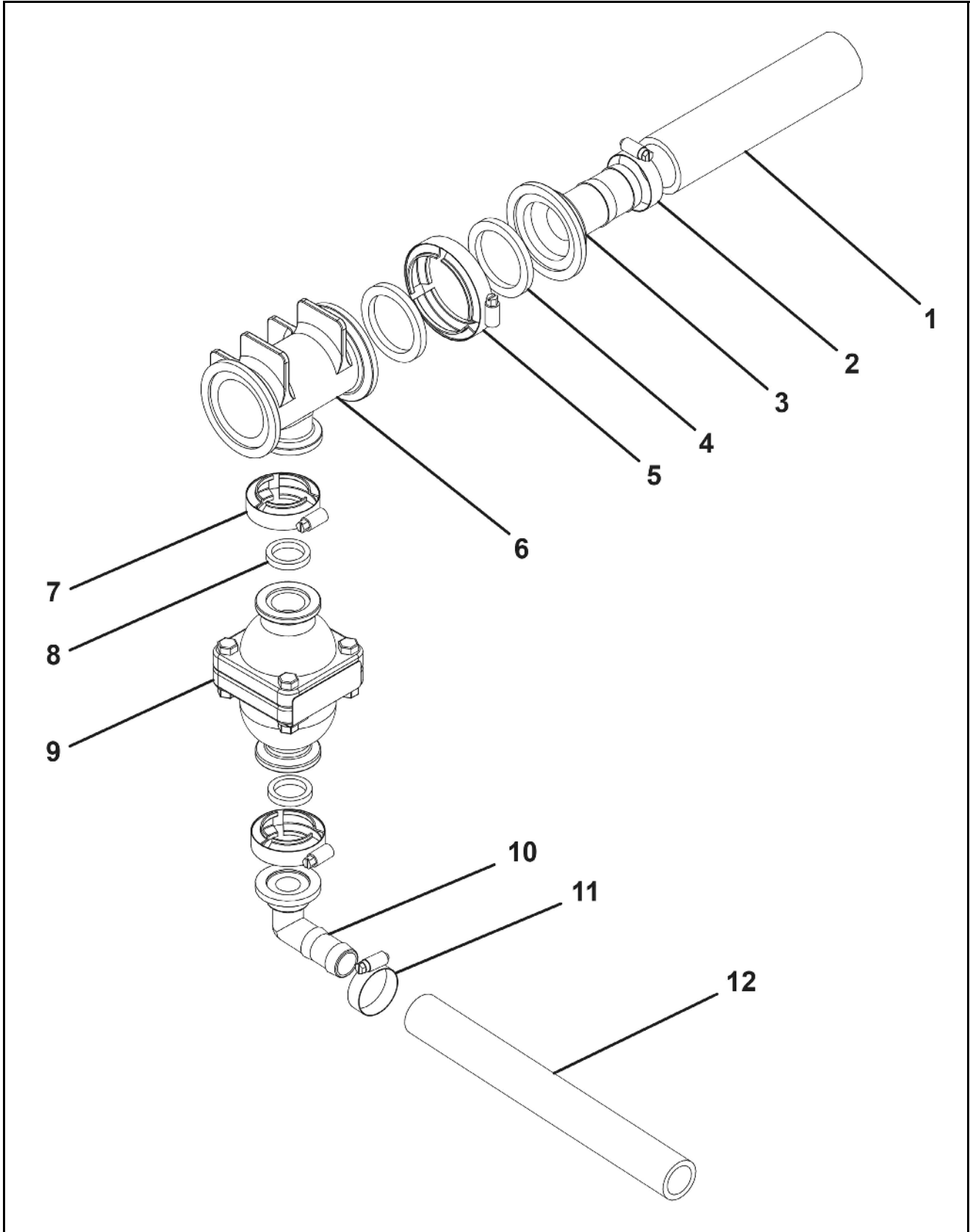
# ILLUSTRATED PARTS LIST

## Hypro Pump - 2020 And Up Parts List

| ITEM | PART NO.    | QTY. | DESCRIPTION   |
|------|-------------|------|---|
| 21   | 1600-0096   | 1    | DOWEL PIN (HMIC/HM3C)   |
| 22   | 1600-0084   | 1    | DOWEL PIN (HMIC/HM5C)   |
| 22   | 1600-0085   | 1    | DOWEL PIN (HMIC/HM3C)   |
| 23   | 3900-0022   | 1    | GEROTOR (HM1C)  |
| 23   | 3900-0048   | 1    | GEROTOR (HM3C)  |
| 23   | 3900-0048   | 1    | GEROTOR (HM5C)  |
| 24   | 0720-2603   | 1    | GEROTOR HOUSING (HM1C MODELS) 1/2" WIDE                           |
| 24   | 0720-2606   | 1    | GEROTOR HOUSING (HM3C MODELS) 1" WIDE                             |
| 24   | 0720-2604   | 1    | GEROTOR HOUSING (HM5C MODELS) 5/8" WIDE                           |
| 25   | 0254-2500C2 | 1    | MOTOR END PLATE (INCLUDES NEEDLE BEARING)                         |
| 25   | 0254-2500C3 | 1    | MOTOR END PLATE, -8, -10 SAE, NO BYPASS (INCLUDES NEEDLE BEARING) |
| 26   | 2270-0039   | 4    | WASHER  |
| 27   | 2220-0021   | 4    | CAP SCREW (HM1C MODELS)   |
| 27   | 2220-0044   | 4    | CAP SCREW (HM3C MODELS)   |
| 27   | 2220-0032   | 4    | CAP SCREW (HM5C MODELS)   |
| 28   | 3430-0881   | 1    | O-RING  |
| 29   | 3430-0881   | 1    | O-RING  |
| 30   | 3360-0021A  | 1    | PRESSURE PORT ADAPTER (INCLUDES O-RING)                           |
| 31   | 3320-0051A  | 1    | TANK PORT ADAPTER (INCLUDES O-RING)                               |
| 32   | 3430-0881   | 1    | GASKET  |
| 33   | 3430-0881   | 1    | WASHER  |
| 34   | 2250-0038   | 1    | LOCK NUT  |
| 35   | 3220-0029   | 1    | BYPASS ADJUSTING SCREW  |
| 36   | 1610-0031   | 1    | GEROTOR KEY (HM1C/HM5C)   |
| 36   | 1610-0055   | 1    | GEROTOR KEY (HM3C)  |
| 37   | 1810-0026   | 1    | SNAP RING   |
| 38   | 1610-0012   | 1    | WOODRUFF KEY (9306C)  |
| 38   | 04432-SHW   | 1    | WOODRUFF KEY (9306S)  |
| REF  | 3430-0589   | 1    | SILICON CARBIDE SEAL KIT (CONTAINS: ITEM # 7 & 5)                 |
| REF  | 3430-0332   | 1    | REPAIR PARTS KIT (CONTAINS: ITEM 7, 5 AND 6)                      |
| REF  | 3430-0881   | 1    | PARTS KIT (CONTAINS: ITEM 13, 15, 32, 33, 20, 28 & 29)            |
| REF  | 2540-0806C  | 1    | HYDRAULIC MOTOR (HM1C)  |
| REF  | 2540-1606C  | 1    | HYDRAULIC MOTOR (HM3C)  |
| REF  | 2540-1006C  | 1    | HYDRAULIC MOTOR (HM5C)  |



## 8310 - 8313 Spike Valve







## ILLUSTRATED PARTS LIST

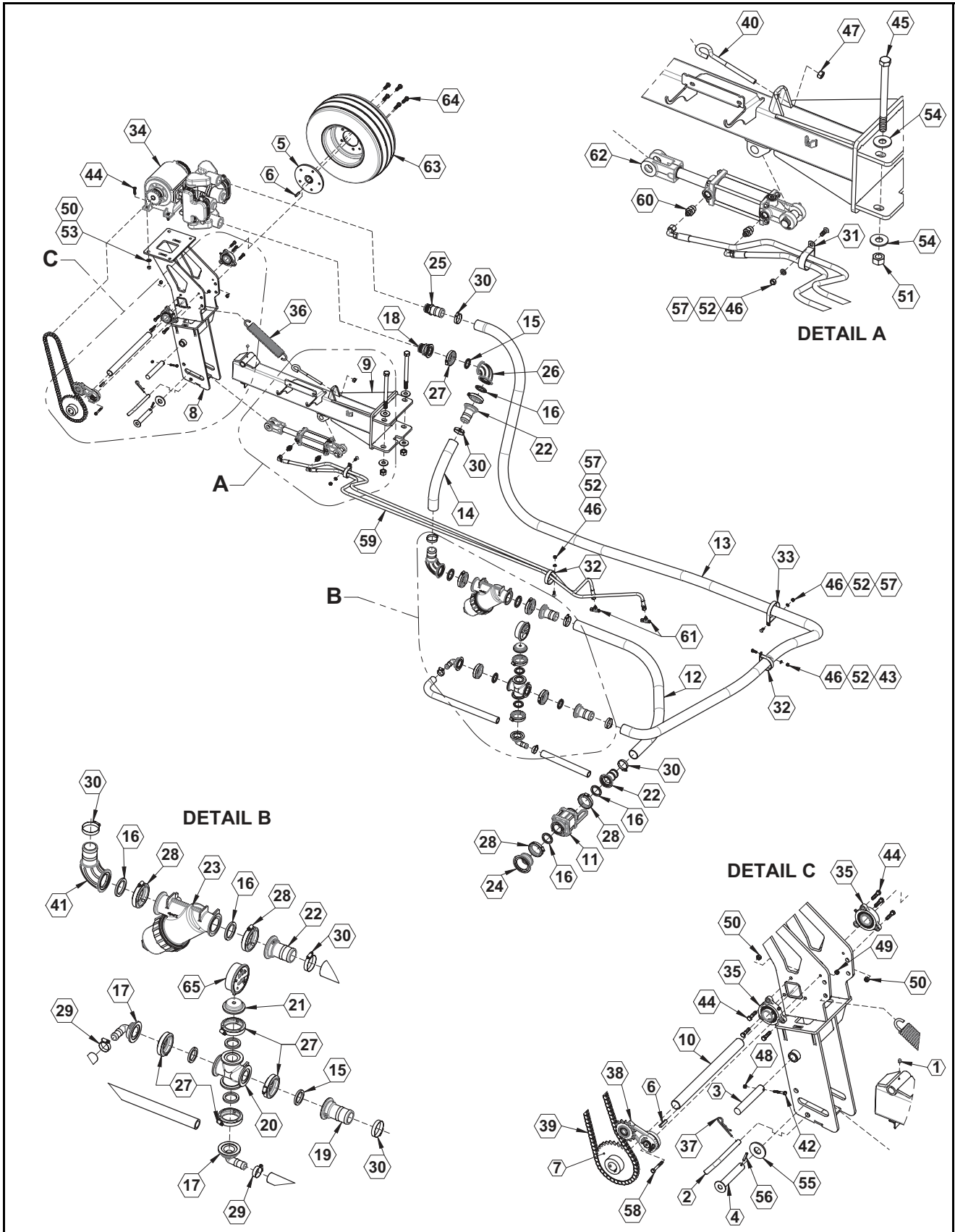
### 8310 - 8313 Spike Valve Parts List

| ITEM | VENDOR PART NO. | FAST PART NO. | QTY. | DESCRIPTION                               |
|------|-----------------|---------------|------|---|
| 1    | 1-1/2BH200      | 510014        | AR   | Hose, Fertilizer                          |
| 2    | 64024           | 540016        | 1    | Clamp 1-1/ 2" Worm Gear                   |
| 3    | M220150BRB      | 530100        | 1    | Manifold 2" Full Port To 1-1/2' Hose Barb |
| 4    | M150G           | 530019        | 2    | Gasket 2" Full Port                       |
| 5    | FC-200          | 540002        | 2    | Clamp 2" Full Port                        |
| 6    | M220100TEE      | 530099        | 1    | Tee 2" Full Port                          |
| 7    | FC-100          | 540000        | 4    | Clamp 1" Manifold                         |
| 8    | 100G            | 530013        | 4    | Gasket 1"                                 |
| 9    | MPRV100100      | 500004        | 1    | Manifold Pressure Spike Valve             |
| 10   | M100BRB90       | 530067        | 1    | 1" Manifold X 90 Degree Bar               |
| 11   | 64016           | 540014        | 1    | Clamp Stainless 1"                        |
| 12   | 1BH200          | 510016        | AR   | Hose 1" EDPM                              |



# ILLUSTRATED PARTS LIST

## Small Cart John Blue Pump



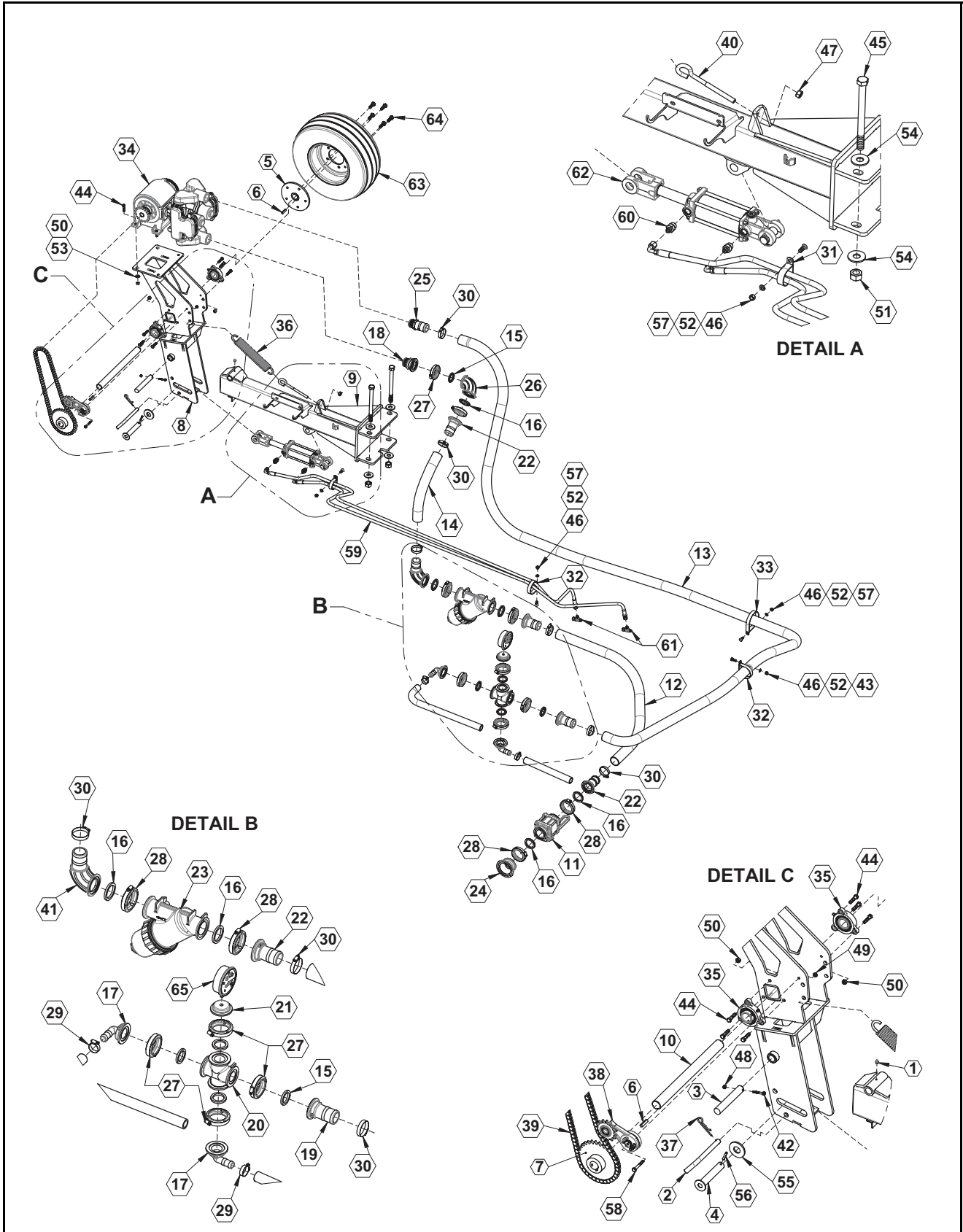


## ILLUSTRATED PARTS LIST

### Small Cart John Blue Pump Parts List

| ITEM | PART NO. | QTY. | DESCRIPTION                      |
|------|----------|------|----------------------------------|
| 1    | 759      | 1    | ZERK, 1/4-28 STRAIGHT            |
| 2    | 1056     | 1    | PIN, JACK STAND                  |
| 3    | 1058     | 1    | PIN, BREAKAWAY MOUNT             |
| 4    | 1224     | 1    | PIN, SCISSOR LINK 1 X 5-1/2"L    |
| 5    | 8306     | 1    | FRICTION WHEEL HUB               |
| 6    | 8357     | 2    | KEYSTOCK, 5/16"                  |
| 7    | 8364     | 1    | GROUND DRIVE SPROCKET            |
| 8    | 24045    | 1    | PUMP MOUNT WLDMNT                |
| 9    | 27096    | 1    | SUPPORT ARM WLDMT                |
| 10   | 27104    | 1    | PUMP DRIVESHAFT                  |
| 11   | 500006   | 1    | VALVE, 2" FULL PORT MANIFOLD     |
| 12   | 510017   | 1    | HOSE 2" EPDM X 5 FT              |
| 13   | 510017   | 1    | HOSE, 2" EPDM X 18 FT            |
| 14   | 510017   | 1    | HOSE, 2" EPDM X 18 IN            |
| 15   | 530014   | 5    | GASKET, 1-1/2" EPDM              |
| 16   | 530019   | 5    | GASKET, 2" EPDM                  |
| 17   | 530073   | 2    | 2" MANIFOLD X 1" HB 90°          |
| 18   | 530081   | 1    | 2" MANIFOLD X 1-1/2" MPT         |
| 19   | 530082   | 1    | 2" MANIFOLD X 2" HOSE BARB       |
| 20   | 530090   | 1    | 2" MANIFOLD CROSS                |
| 21   | 530094   | 1    | 2" MANIFOLD PLUG, 2" W/ HOLE     |
| 22   | 530103   | 3    | 2" MANIFOLD FP X 2" HB           |
| 23   | 530125   | 1    | 2" STRAINER, FULL PORT LINE      |
| 24   | 530316   | 1    | 3" MANIFOLD REDUCER X 2" COUPLER |
| 25   | 530318   | 1    | HOSE SHANK, 1-1/2 MPT X 2        |
| 26   | 530388   | 1    | 2" MANIFOLD FP X 2" STD SWEEP    |
| 27   | 540001   | 6    | CLAMP, 2" STD WORM SCREW         |
| 28   | 540002   | 4    | CLAMP, WORM SCREW 2"             |
| 29   | 540014   | 2    | CLAMP, HOSE SS 1" #16            |
| 30   | 540017   | 6    | CLAMP, HOSE SS 2" #32            |
| 31   | 540051   | 1    | P-CLAMP, 2" W/3/8" HOLE          |
| 32   | 540052   | 2    | P-CLAMP, 3" W/3/8" HOLE          |
| 33   | 540053   | 1    | P-CLAMP, 4" W/3/8" HOLE          |

## Small Cart John Blue Pump (Cont.)



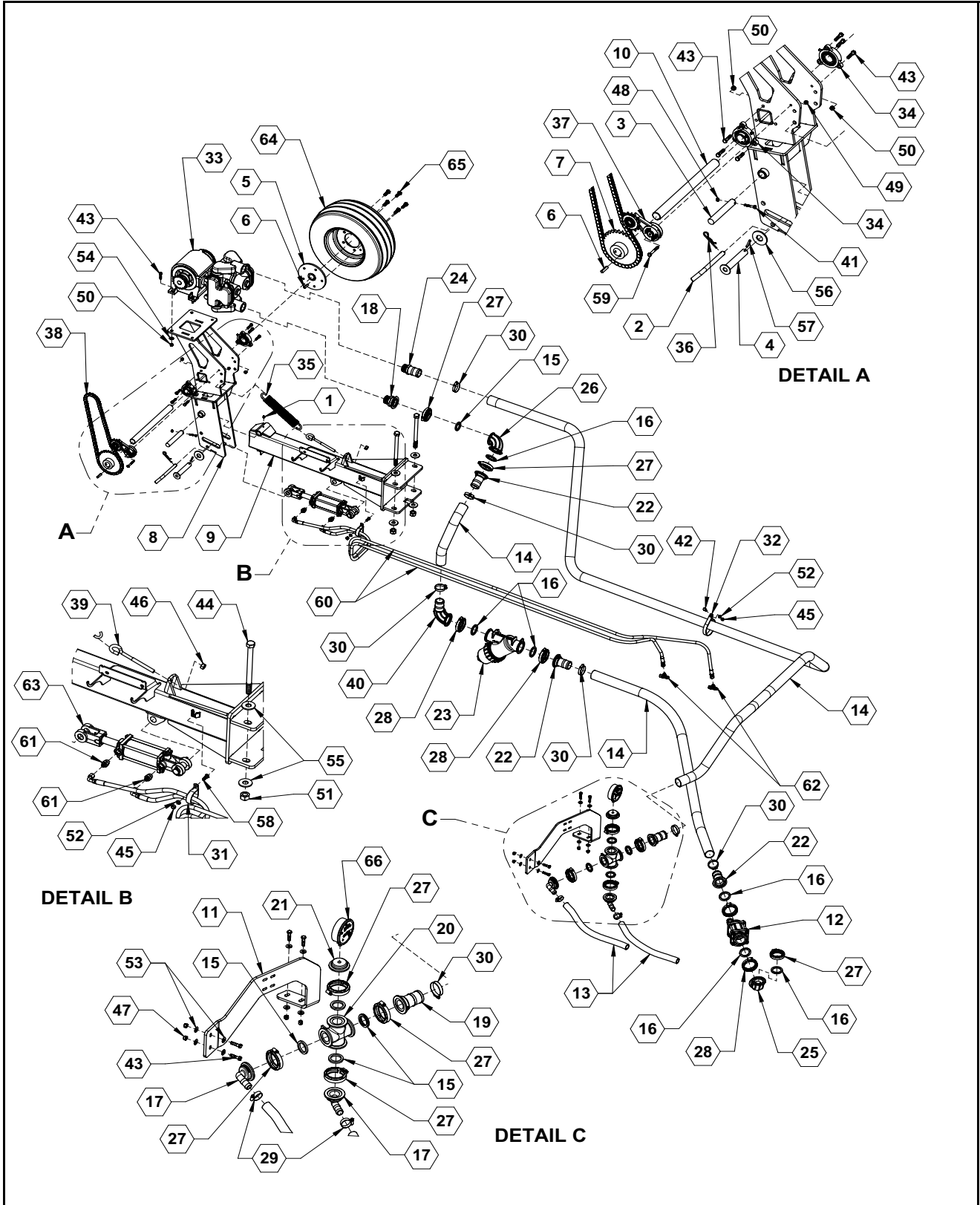


## ILLUSTRATED PARTS LIST

### Small Cart John Blue Pump Parts List (Cont.)

| ITEM | PART NO. | QTY. | DESCRIPTION                        |
|------|----------|------|------------------------------------|
| 34   | 550012   | 1    | PUMP, JOHN BLUE STAINLESS          |
| 35   | 590000   | 2    | FLANGE BEARING                     |
| 36   | 590013   | 1    | SPRING EXTENSION BREAKAWAY         |
| 37   | 590017   | 1    | PIN, HITCH, 1/8 X 3-1/8" ZP        |
| 38   | 590021   | 1    | IDLER, SPRING LOADED               |
| 39   | 590025   | 1    | CHAIN, PRECUT NO 50 S.S. W/ O/L    |
| 40   | 590100   | 1    | 1/2" EYE BOLT GRD 5 ZP             |
| 41   | 590173   | 1    | 2" MANIFOLD FP X 2" HB SWEEP 90~   |
| 42   | 596104M  | 1    | BOLT, HH 1/4-20X1-3/4 GR5 MAGNI    |
| 43   | 596128M  | 1    | BOLT, HH 3/8-16 X 1 GR5 MAGNI      |
| 44   | 596129M  | 10   | BOLT, HH 3/8-16X1-1/2 GR5 MAGNI    |
| 45   | 596197M  | 2    | BOLT, 3/4-10 X 9-1/2 MAGNI         |
| 46   | 596213M  | 4    | NUT, HEX 3/8-16 MAGNI              |
| 47   | 596215M  | 1    | NUT, HEX 1/2 NC GR5 MAGNI          |
| 48   | 596235M  | 1    | NUT, CENTERLOCK, 1/4-20 MAGNI      |
| 49   | 596236M  | 1    | NUT, CENTERLOCK, 5/16-18 MAGNI     |
| 50   | 596237M  | 10   | NUT, CENTERLOCK 3/8 MAGNI          |
| 51   | 596241M  | 2    | NUT, CENTERLOCK 3/4-10 MAGNI       |
| 52   | 596250M  | 4    | LOCKWASHER 3/8 MAGNI               |
| 53   | 596258M  | 2    | WASHER, FLAT 3/8 MAGNI             |
| 54   | 596259M  | 4    | WASHER, FLAT 3/4 MAGNI             |
| 55   | 596276M  | 1    | WASHER, FLAT 1" MAGNI              |
| 56   | 596299M  | 1    | ROLL PIN, 1/4 X 1-1/2"             |
| 57   | 596592M  | 3    | BOLT, CARR., 3/8-16 X 1" MAGNI     |
| 58   | 596621M  | 1    | BOLT, HH 5/16 X 2-1/4 GR5 MAGNI    |
| 59   | 600106   | 1    | HYD. HOSE KIT, JB 8300 SMALL FRAME |
| 60   | 610011   | 2    | JIC #6 TO ORING #8                 |
| 61   | 610027   | 2    | JIC #6 RUN TEE                     |
| 62   | 620012   | 1    | CYLINDER 25TD04-125                |
| 63   | 700030   | 1    | TIRE, 20.5 X 8 X 10", SILVER       |
| 64   | 720004   | 5    | STUD, WHEEL BOLT 1/2-20 TPI        |
| 65   | 790020   | 1    | GAUGE, FAST LOGO 160PSI            |

## Large Cart John Blue Pump





# ILLUSTRATED PARTS LIST

## Large Cart John Blue Pump Parts List

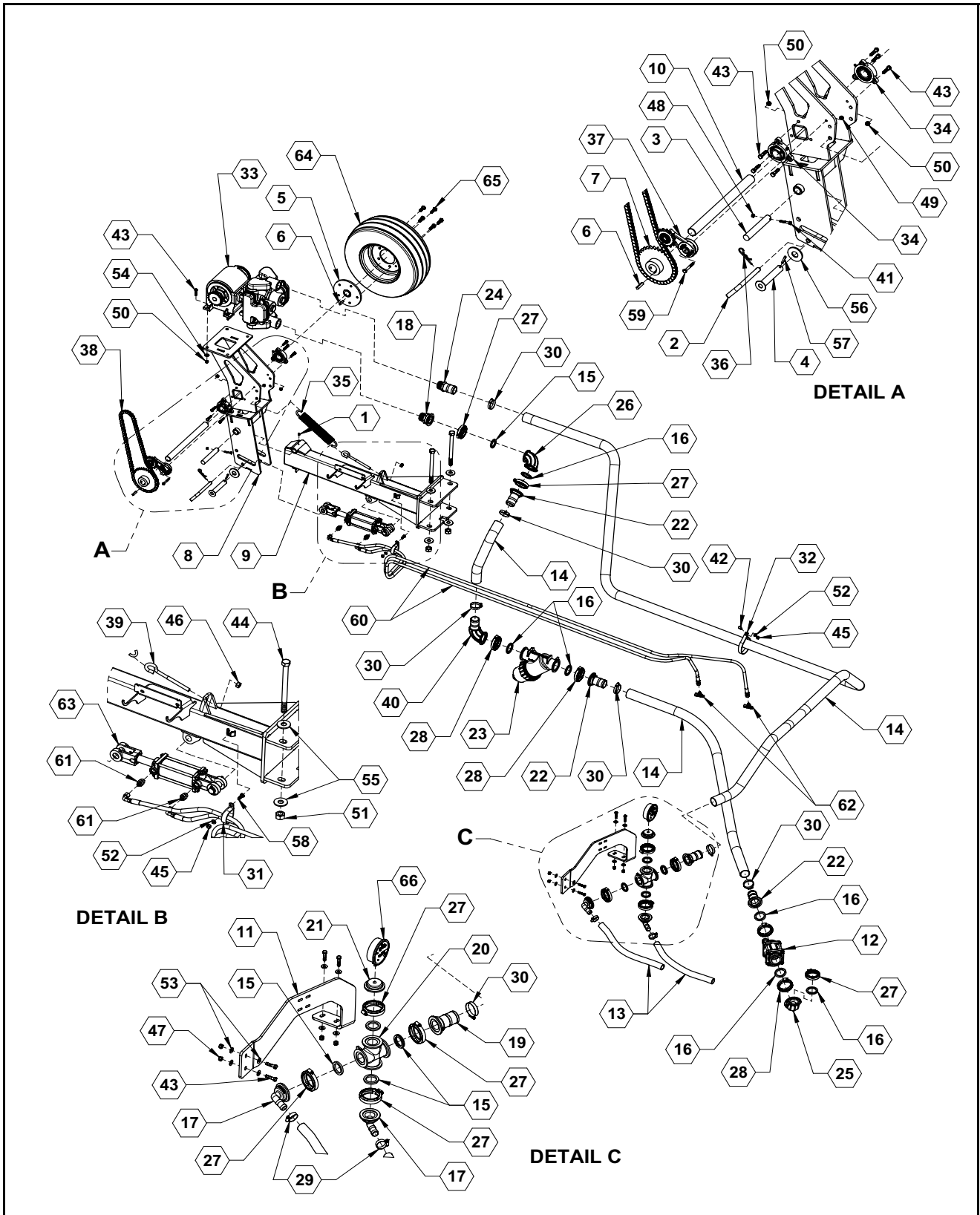
| ITEM | PART NO. | QTY. | DESCRIPTION                          |
|------|----------|------|--------------------------------------|
| 1    | 759      | 1    | ZERK, 1/4-28 STRAIGHT                |
| 2    | 1056     | 1    | PIN, JACK STAND                      |
| 3    | 1058     | 1    | PIN, BREAKAWAY MOUNT                 |
| 4    | 1224     | 1    | PIN, SCISSOR LINK 1 X 5-1/2"L        |
| 5    | 8306     | 1    | FRICTION WHEEL HUB                   |
| 6    | 8357     | 2    | SQUARE KEY .3125                     |
| 7    | 8364     | 1    | GROUND DRIVE SPROCKET                |
| 8    | 24045    | 1    | MOUNT, PUMP, REAR, NGP               |
| 9    | 27096    | 1    | SUPPORT ARM WLDMT                    |
| 10   | 27104    | 1    | PUMP DRIVESHAFT                      |
| 11   | 27138    | 1    | BRACKET, CROSS MOUNT                 |
| 12   | 500006   | 1    | VALVE, 2" FULL PORT MANIFOLD         |
| 13   | 510016   | AR   | HOSE, 1" EPDM                        |
| 14   | 510017   | AR   | HOSE, 2" EPDM                        |
| 15   | 530014   | 6    | GASKET, 1-1/2" EPDM                  |
| 16   | 530019   | 6    | GASKET, 2" EPDM                      |
| 17   | 530073   | 2    | MANIFOLD FLANGE 2" X 1" HB 90°       |
| 18   | 530081   | 1    | MANIFOLD FLANGE, 2" X 1-1/2" MPT     |
| 19   | 530082   | 1    | MANIFOLD, 2" X 2" HOSE BARB          |
| 20   | 530090   | 1    | 2" FLANGED CROSS                     |
| 21   | 530094   | 1    | PLUG, 2" MANIFOLD W / HOLE           |
| 22   | 530103   | 3    | 2" FULL PORT MANIFOLD X 2" HOSE BARB |
| 23   | 530125   | 1    | STRAINER, 2" FULL PORT LINE          |
| 24   | 530318   | 1    | HOSE SHANK, 1-1/2 MPT X 2            |
| 25   | 530386   | 1    | MANIFOLD SWEEP, 2" FP FLANGE         |
| 26   | 530388   | 1    | MANIFOLD SWEEP, 2" FP X STD FLANGE   |
| 27   | 540001   | 7    | CLAMP, 2" STD WORM SCREW             |
| 28   | 540002   | 4    | CLAMP, 2" FULL PORT                  |
| 29   | 540014   | 2    | CLAMP, HOSE SS 1" #16                |
| 30   | 540017   | 6    | CLAMP, HOSE SS 2" #32                |
| 31   | 540051   | 1    | P-CLAMP, 2" W /3/8" HOLE             |
| 32   | 540053   | 1    | P-CLAMP, 4" W /3/8" HOLE             |
| 33   | 550012   | 1    | PUMP, JOHN BLUE STAINLESS            |





# ILLUSTRATED PARTS LIST

## Large John Blue Pump (Cont.)





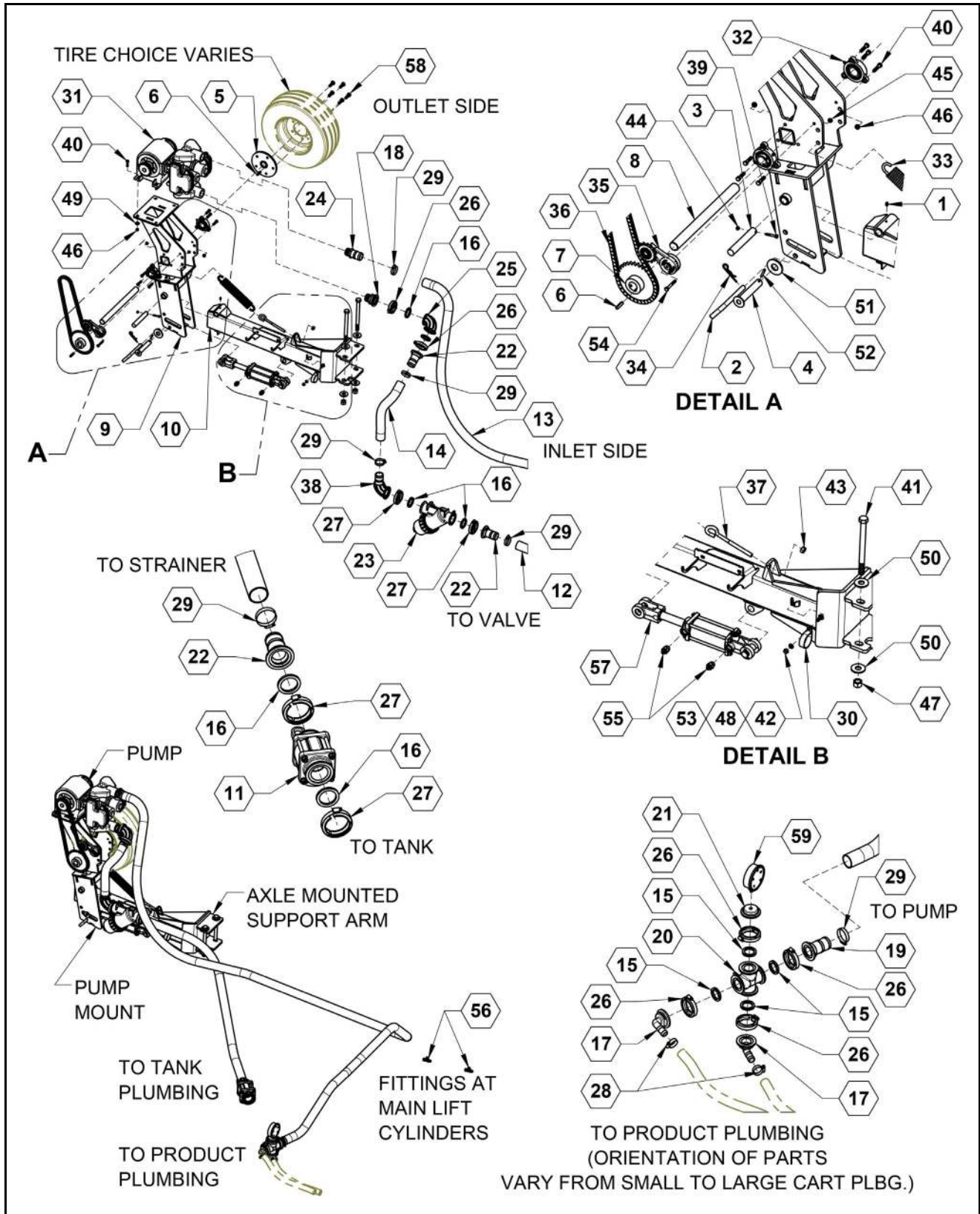


## ILLUSTRATED PARTS LIST

### Large John Blue Pump Parts List (Cont.)

| ITEM | PART NO.    | QTY. | DESCRIPTION                       |
|------|-------------|------|-----------------------------------|
| 34   | 590000      | 2    | 3 HOLE FLANGE BRNG 1-3/8" BORE    |
| 35   | 590013      | 1    | SPRING EXTENSION BREAKAWAY        |
| 36   | 590017      | 1    | PIN, HITCH, 1/8 X 3-1/8" ZP       |
| 37   | 590021      | 1    | IDLER, SPRING LOADED              |
| 38   | 590025      | 1    | CHAIN, PRECUT NO 50 S.S. W/ O/L   |
| 39   | 590100      | 1    | 1/2" EYE BOLT GRD 5 ZP            |
| 40   | 590173      | 1    | MANIFOLD SWEEP, 2" FP X 2" HB 90~ |
| 41   | 596104M     | 1    | BOLT, HH 1/4-20X1-3/4 GR5 MAGNI   |
| 42   | 596128M     | 1    | BOLT, HH 3/8-16 X 1 GR5 MAGNI     |
| 43   | 596129M     | 14   | BOLT, HH 3/8-16X1-1/2 GR5 MAGNI   |
| 44   | 596197M     | 2    | BOLT, 3/4-10 X 9-1/2 MAGNI        |
| 45   | 596213M     | 2    | NUT, HEX 3/8-16 MAGNI             |
| 46   | 596215M     | 1    | NUT, HEX 1/2 NC GR5 MAGNI         |
| 47   | 596229M     | 4    | NUT, HEX NYLOCK 3/8-16 MAGNI      |
| 48   | 596235M     | 1    | NUT, CENTERLOCK, 1/4-20 MAGNI     |
| 49   | 596236M     | 1    | NUT, CENTERLOCK, 5/16-18 MAGNI    |
| 50   | 596237M     | 10   | NUT, CENTERLOCK 3/8 MAGNI         |
| 51   | 596241M     | 2    | NUT, CENTERLOCK 3/4-10 MAGNI      |
| 52   | 596250M     | 2    | LOCKWASHER 3/8 MAGNI              |
| 53   | 596257M     | 8    | WASHER, FLAT 5/16 USS MAGNI       |
| 54   | 596258M     | 2    | WASHER, FLAT 3/8 MAGNI            |
| 55   | 596259M     | 4    | WASHER, FLAT 3/4 MAGNI            |
| 56   | 596276M     | 1    | WASHER, FLAT 1" MAGNI             |
| 57   | 596299M     | 1    | ROLL PIN, 1/4 X 1-1/2"            |
| 58   | 596592M     | 1    | BOLT, CARR., 3/8-16 X 1" MAGNI    |
| 59   | 596621M     | 1    | BOLT, HH 5/16 X 2-1/4 GR5 MAGNI   |
| 60   | 600105-1-ZN | 2    | HOSE, 8300 JB PUMP                |
| 61   | 610011      | 2    | JIC #6 TO ORING #8                |
| 62   | 610027      | 2    | JIC #6 RUN TEE                    |
| 63   | 620012      | 1    | CYLINDER 25TD04-125               |
| 64   | 700030      | 1    | WHEEL, 20.5 X 8 X 10, SILVER      |
| 65   | 720004      | 5    | STUD, WHEEL BOLT 1/2-20 TPI       |
| 66   | 790020      | 1    | GAUGE, FAST LOGO 160PSI           |

## John Blue Pump 2 Meter



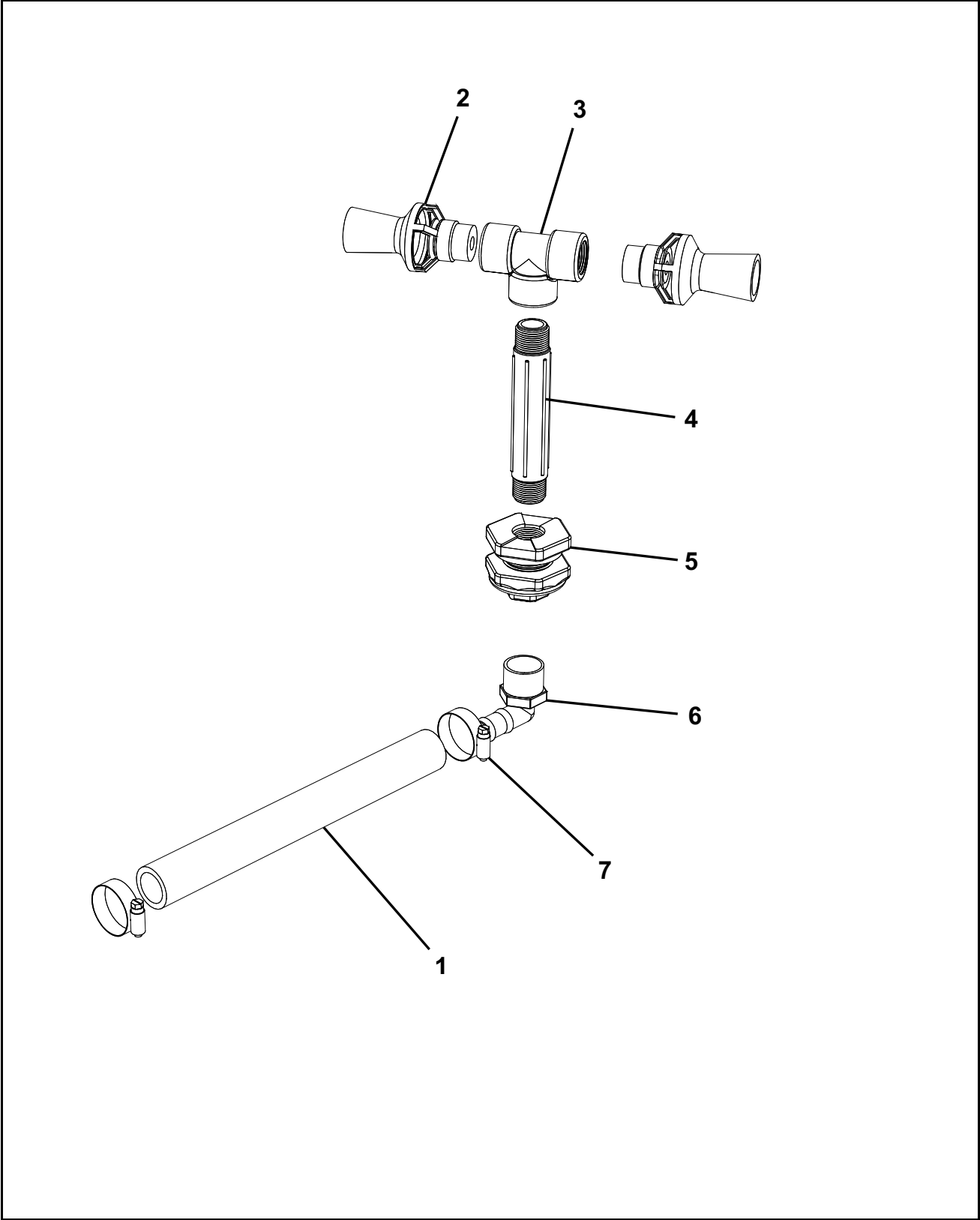


# ILLUSTRATED PARTS LIST

## John Blue Pump 2 Meter Parts List

| ITEM | PART NO. | QTY. | DESCRIPTION                                     |
|------|----------|------|---|
| 1    | 759      | 1    | ZERK, 1/4-28 STRAIGHT                           |
| 2    | 1056     | 1    | PIN, JACK STAND                                 |
| 3    | 1058     | 1    | PIN, BREAKAWAY MOUNT                            |
| 4    | 1224     | 1    | PIN, SCISSOR LINK 1 X 5-1/2" LONG               |
| 5    | 8306     | 1    | FRICTION WHEEL HUB                              |
| 6    | 8357     | 2    | SQUARE KEY .3125                                |
| 7    | 8364     | 1    | GROUND DRIVE SPROCKET                           |
| 8    | 27104    | 1    | DRIVESHAFT, JOHN BLUE PUMP                      |
| 9    | 27171    | 1    | WELDMENT, PUMP MOUNT                            |
| 10   | 28118    | 1    | SUPPORT ARM, 2M                                 |
| 11   | 500006   | 1    | VALVE, 2" FULL PORT MANIFOLD                    |
| 12   | 510017   | 1    | HOSE, 2" EPDM X 5 FT                            |
| 13   | 510017   | 1    | HOSE, 2" EPDM X 18 FT                           |
| 14   | 510017   | 1    | HOSE, 2" EPDM X 1.5 FT                          |
| 15   | 530014   | 4    | GASKET, 1-1/2" EPDM                             |
| 16   | 530019   | 6    | GASKET, 2" EPDM                                 |
| 17   | 530073   | 2    | MANIFOLD FLANGE 2" X 1" HOSE BARB 90°           |
| 18   | 530081   | 1    | MANIFOLD FLANGE, 2" X 1-1/2" MPT                |
| 19   | 530082   | 1    | MANIFOLD, 2" X 2" HOSE BARB                     |
| 20   | 530090   | 1    | FLANGED CROSS 2"                                |
| 21   | 530094   | 1    | PLUG, 2" MANIFOLD WITH HOLE                     |
| 22   | 530103   | 3    | MANIFOLD FLANGE 2" FULL PORT X 2" HOSE BARB     |
| 23   | 530125   | 1    | STRAINER, 2" FULL PORT LINE                     |
| 24   | 530318   | 1    | HOSE SHANK, 1-1/2 MPT X 2                       |
| 25   | 530388   | 1    | MANIFOLD SWEEP, 2" FULL PORT X 2" STANDARD      |
| 26   | 540001   | 6    | CLAMP, 2" STANDARD WORM SCREW                   |
| 27   | 540002   | 4    | CLAMP, WORM SCREW 2"                            |
| 28   | 540014   | 2    | CLAMP, HOSE SS 1" #16                           |
| 29   | 540017   | 6    | CLAMP, HOSE SS 2" #32                           |
| 30   | 540051   | 1    | P-CLAMP, 2" WITH 3/8" HOLE                      |
| 31   | 550012   | 1    | PUMP, JOHN BLUE STAINLESS                       |
| 32   | 590000   | 2    | FLANGE BEARING                                  |
| 33   | 590013   | 1    | SPRING EXTENSION BREAKAWAY                      |
| 34   | 590017   | 1    | PIN, HITCH, 1/8 X 3-1/8" ZP                     |
| 35   | 590021   | 1    | IDLER, SPRING LOADED                            |
| 36   | 590025   | 1    | CHAIN, PRECUT # 50 S.S. WITH OFFSET LINK        |
| 37   | 590100   | 1    | EYE BOLT, 1/2" GR 5 ZP                          |
| 38   | 590173   | 1    | MANIFOLD SWEEP, 2" FULL PORT X 2" HOSE BARB 90° |
| 39   | 596104M  | 1    | BOLT, HH 1/4-20X1-3/4 GR5 MAGNI                 |
| 40   | 596129M  | 10   | BOLT, HH 3/8-16X1-1/2 GR5 MAGNI                 |
| 41   | 596197M  | 2    | BOLT, HH 3/4-10 X 9-1/2 G5 MAGNI                |
| 42   | 596213M  | 1    | NUT, HEX 3/8-16 MAGNI                           |
| 43   | 596215M  | 1    | NUT, HEX 1/2 NC GR5 MAGNI                       |
| 44   | 596235M  | 1    | NUT, CENTERLOCK, 1/4-20 MAGNI                   |
| 45   | 596236M  | 1    | NUT, CENTERLOCK, 5/16-18 MAGNI                  |
| 46   | 596237M  | 10   | NUT, CENTERLOCK 3/8-16 MAGNI                    |
| 47   | 596241M  | 2    | NUT, CENTERLOCK 3/4-10 MAGNI                    |
| 48   | 596250M  | 1    | LOCKWASHER, 3/8 MAGNI                           |
| 49   | 596258M  | 2    | WASHER, FLAT 3/8 MAGNI                          |
| 50   | 596259M  | 4    | WASHER, FLAT 3/4 MAGNI                          |
| 51   | 596276M  | 1    | WASHER, FLAT 1" MAGNI                           |
| 52   | 596299M  | 1    | ROLL PIN, 1/4 X 1-1/2"                          |
| 53   | 596592M  | 1    | BOLT, CARRIAGE 3/8-16 X 1 MAGNI                 |
| 54   | 596621M  | 1    | BOLT, HH 5/16 X 2-1/4 GR5 MAGNI                 |
| 55   | 610011   | 2    | JIC #6 TO ORING #8                              |
| 56   | 610027   | 2    | JIC #6 RUN TEE                                  |
| 57   | 620012   | 1    | CYLINDER 25TD04-125                             |
| 58   | 720004   | 5    | STUD, WHEEL BOLT 1/2-20 TPI                     |
| 59   | 790020   | 1    | GAUGE, FAST LOGO 160PSI                         |

## 8310-8324 Agitation



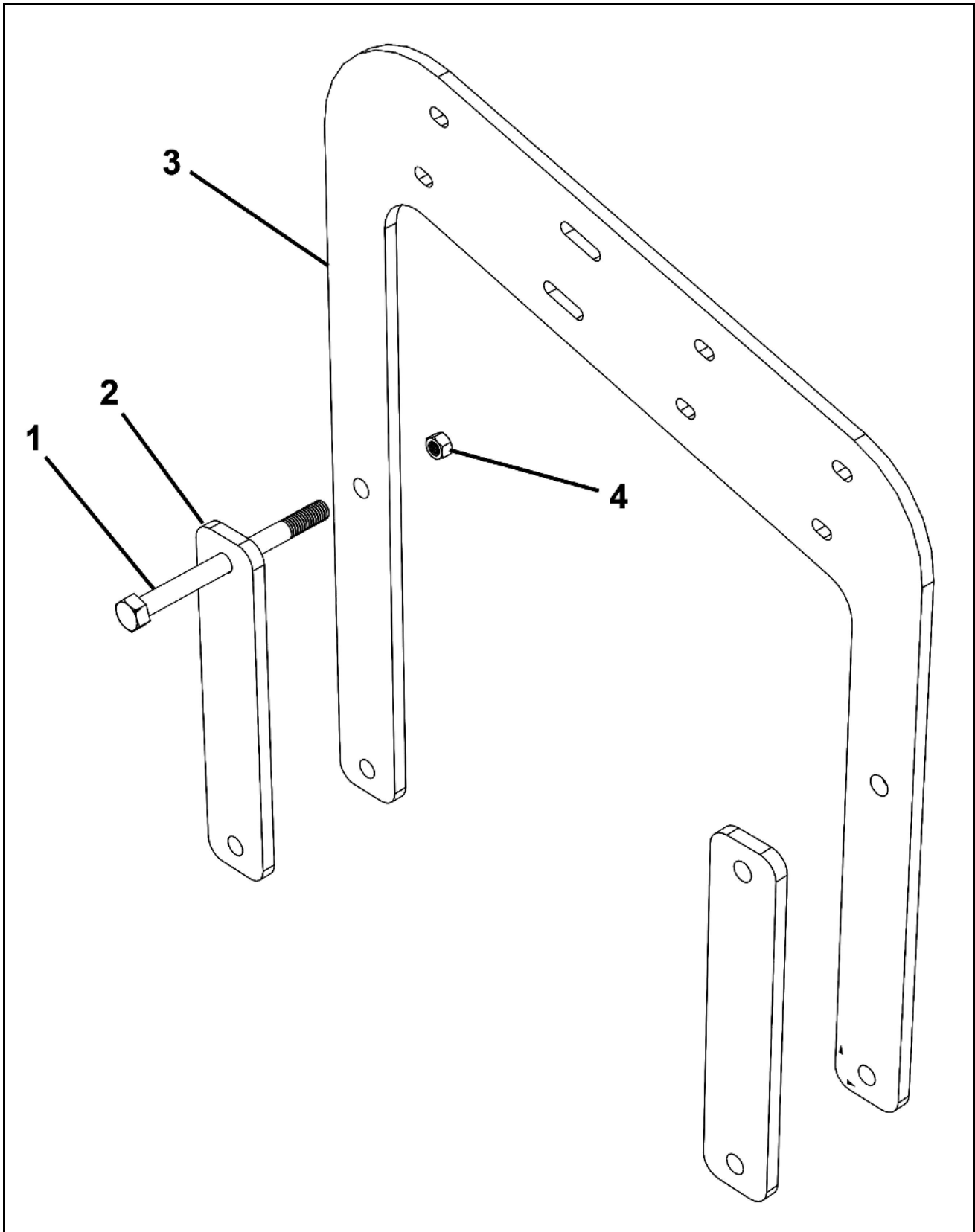


## ILLUSTRATED PARTS LIST

### 8310-8324 Agitation Parts List

| ITEM | PART NO. | QTY. | DESCRIPTION                        |
|------|----------|------|------------------------------------|
| 1    | 510016   | AR   | HOSE, 1" EPDM                      |
| 2    | 520029   | 2    | AGITATION NOZZLE                   |
| 3    | 530156   | 1    | TEE 3/4" NPT                       |
| 4    | 530130   | 1    | NIPPLE 3/4" X 6                    |
| 5    | 530160   | 1    | BULKHEAD 3/4" NPT                  |
| 6    | 530036   | 1    | HOSE BARB ELBOW 3/4" NPT X 1" HOSE |
| 7    | 540014   | 2    | CLAMP, HOSE SS 1" #16              |

## 8318-8324 Ball Valve Mount



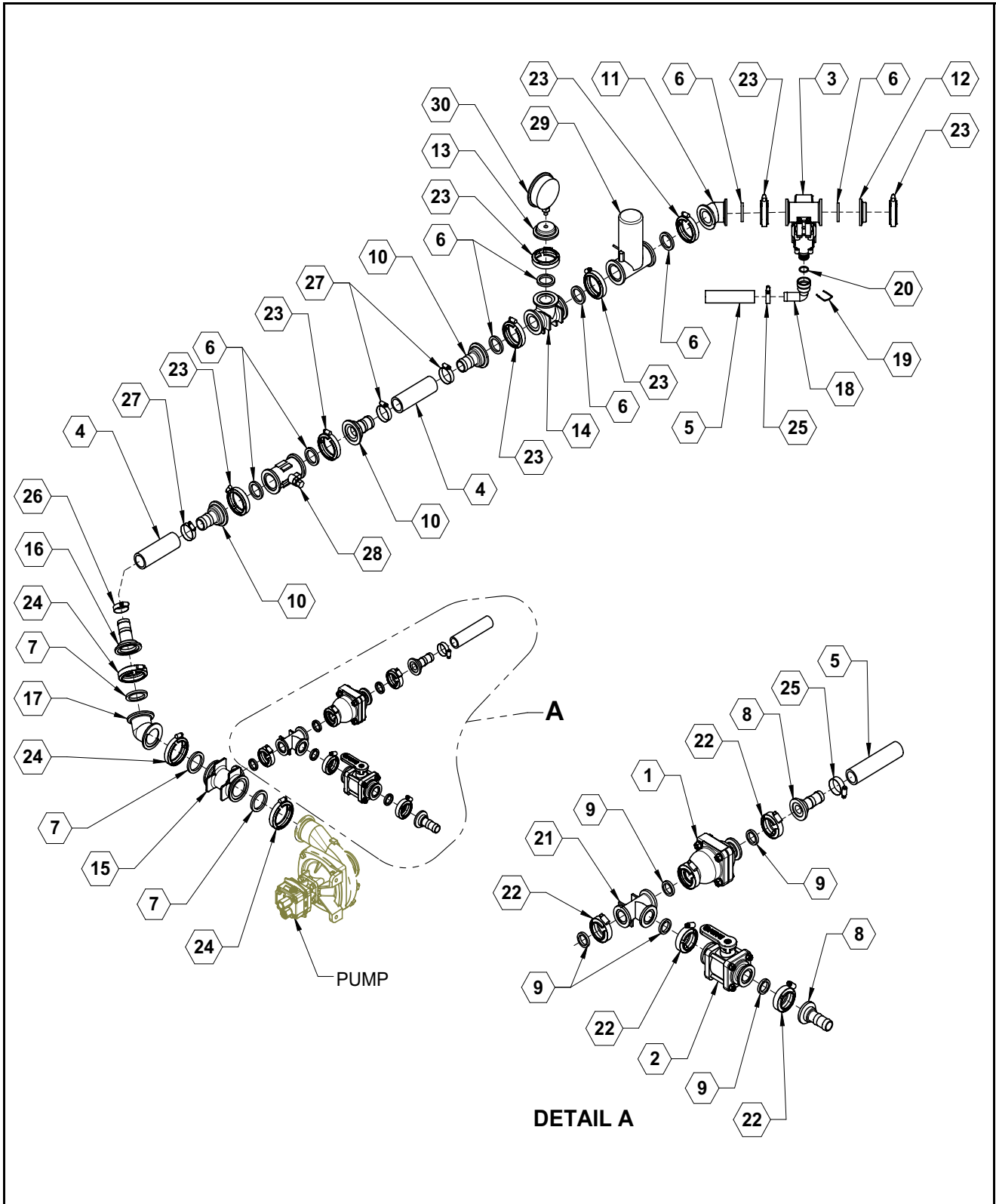


## ILLUSTRATED PARTS LIST

### 8318-8324 Ball Valve Mount Parts List

| ITEM | PART NO. | QTY. | DESCRIPTION                  |
|------|----------|------|------------------------------|
| 1    | 162      | 4    | BOLT HEX HEAD 1/2 x 6 GR5 ZP |
| 2    | 16905    | 2    | PLATE ATTACHING              |
| 3    | 15814    | 1    | BRACKET BALL VALVES          |
| 4    | 231      | 4    | NUT HEX HEAD NYLOCK ZP       |

## Small Frame Pump to Ball Valve Plumbing





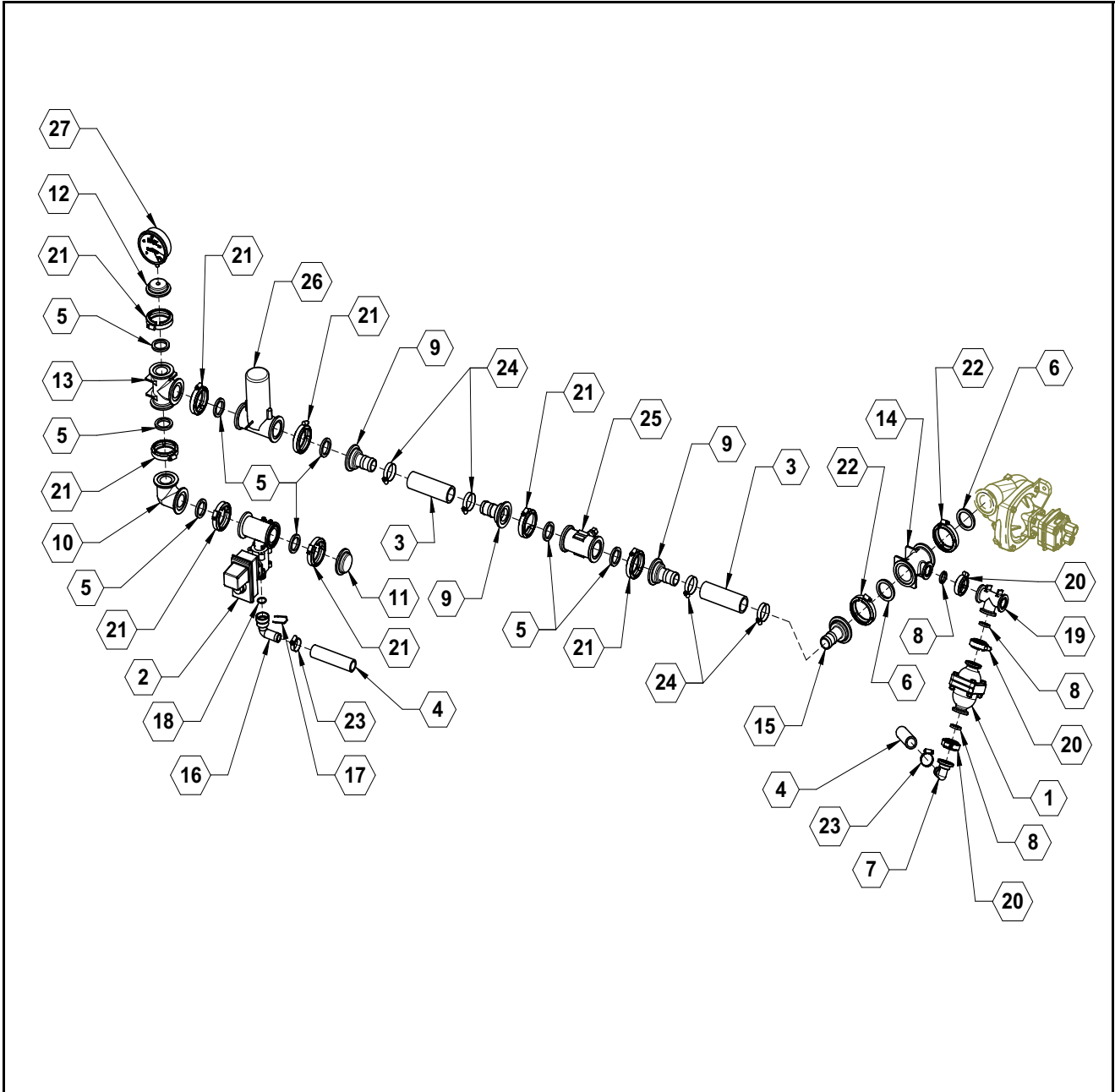


## ILLUSTRATED PARTS LIST

### Small Frame Pump to Ball Valve Plumbing Parts List

| ITEM | PART NO. | QTY. | DESCRIPTION                                   |
|------|----------|------|---|
| 1    | 500004   | 1    | VALVE, 100 PSI RELIEF                         |
| 2    | 500005   | 1    | VALVE, 1" FULL PORT WITH C-F                  |
| 3    | 500027   | AR   | VALVE 450BEC MANIFOLD (NARROW) (NON-FLOWBACK) |
| 3    | 500028   | AR   | VALVE 450BEC MANIFOLD (WIDE) (NON-FLOWBACK)   |
| 4    | 510014   | AR   | HOSE, 1-1/2" EPDM                             |
| 5    | 510016   | AR   | HOSE, 1" EPDM                                 |
| 6    | 530014   | AR   | GASKET, 1-1/2" EPDM                           |
| 7    | 530019   | 3    | GASKET, 2" EPDM                               |
| 8    | 530066   | 2    | MANIFOLD, 1" X 1" HB                          |
| 9    | 530068   | 5    | GASKET, 1" EPDM                               |
| 10   | 530079   | 3    | MANIFOLD FLANGE, 2" X 1-1/2" HB               |
| 11   | 530087   | 1    | FLANGE COUPLER, 2" X 45°                      |
| 12   | 530093   | 1    | MANIFOLD PLUG, 2"                             |
| 13   | 530094   | 1    | PLUG, 2" MANIFOLD W/ HOLE                     |
| 14   | 530097   | 1    | MANIFOLD TEE, 2"                              |
| 15   | 530099   | 1    | MANIFOLD, 2" FP X 1" FLANGE TEE               |
| 16   | 530100   | 1    | MANIFOLD FLANGE, 2" FP X 1-1/2" HB            |
| 17   | 530105   | 1    | MANIFOLD, 2" FP X 2" FP CPLG 45 DEG           |
| 18   | 530190   | 1    | HOSE BARB, QUICK CONNECT 1" 90°               |
| 19   | 530193   | 1    | RETAINING CLIP                                |
| 20   | 530198   | 1    | O-RING, VITON                                 |
| 21   | 530298   | 1    | MANIFOLD TEE, 1"                              |
| 22   | 540000   | 5    | CLAMP, WORM SCREW 1"                          |
| 23   | 540001   | AR   | CLAMP, 2" STD WORM SCREW                      |
| 24   | 540002   | 3    | CLAMP, 2" FULL PORT                           |
| 25   | 540014   | 2    | CLAMP, HOSE SS 1" #16                         |
| 26   | 540015   | 1    | CLAMP SS 1-1/4"                               |
| 27   | 540016   | 3    | CLAMP, 1-1/2" SS                              |
| 28   | 631804   | 1    | FLOW METER, 60P                               |
| 28   | 631801   | 1    | FLOW METER, 100P                              |
| 29   | 632037   | 1    | VALVE, BUTTERFLY, 1.5"                        |
| 30   | 790020   | 1    | GAUGE, FAST LOGO 160PSI                       |
| NS   | 530102   | AR   | COUPLER, REDUCER 220 TO 200                   |

## Large Frame Pump to Valve Plumbing



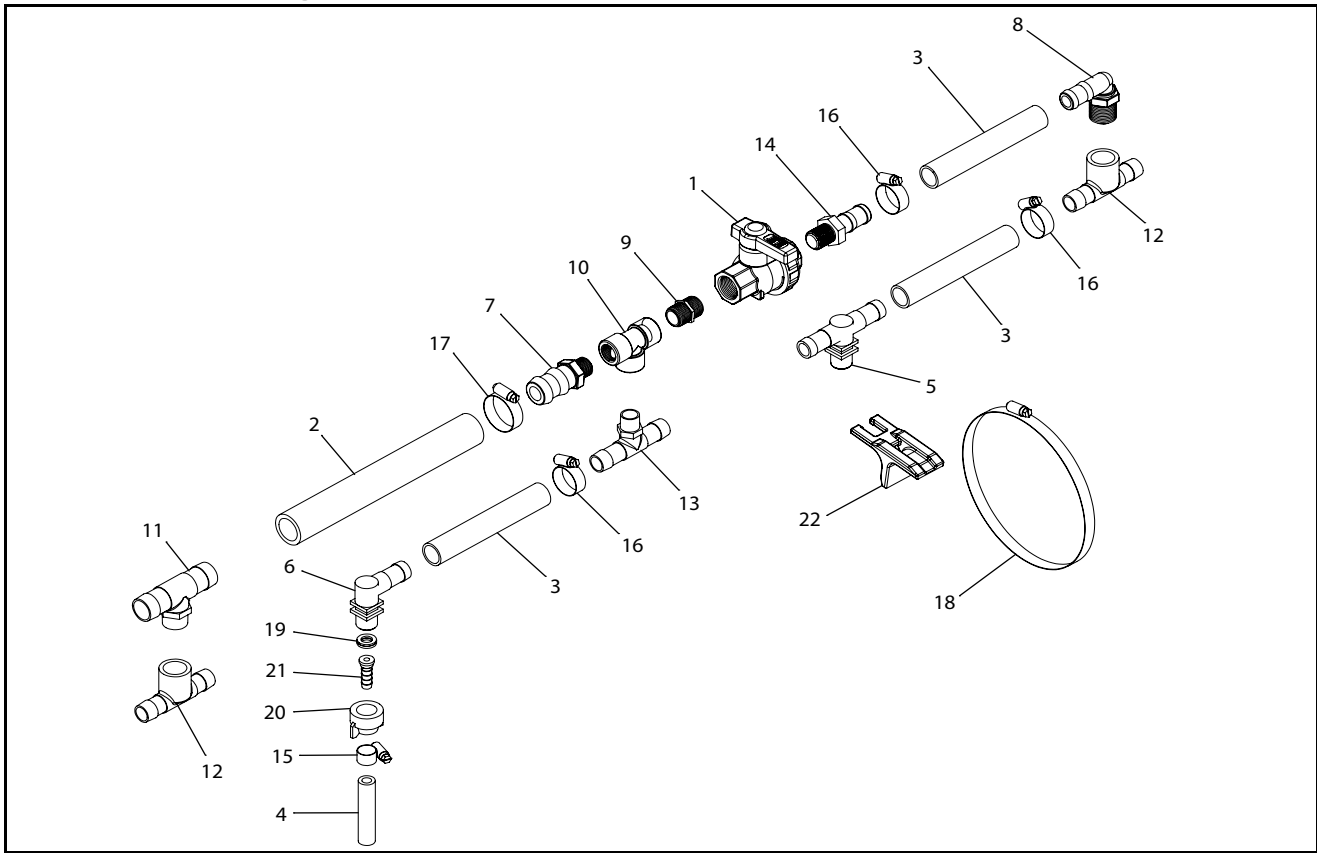


## ILLUSTRATED PARTS LIST

### Large Frame Pump to Valve Plumbing Parts List

| ITEM | PART NO. | QTY. | DESCRIPTION                                   |
|------|----------|------|---|
| 1    | 500004   | 1    | VALVE, 100 PSI RELIEF                         |
| 2    | 500027   | 1    | VALVE 450BEC MANIFOLD (NARROW) (NON-FLOWBACK) |
| 2    | 500028   | 1    | VALVE 450BEC MANIFOLD (WIDE) (NON-FLOWBACK)   |
| 3    | 510014   | 2    | HOSE, 1-1/2" EPDM                             |
| 4    | 510016   | 2    | HOSE, 1" EPDM                                 |
| 5    | 530014   | 8    | GASKET, 1-1/2" EPDM                           |
| 6    | 530019   | 2    | GASKET, 2" EPDM                               |
| 7    | 530067   | 1    | FITTING, 1" MANIFOLD X 1" HB 90°              |
| 8    | 530068   | 3    | GASKET, 1" EPDM                               |
| 9    | 530079   | 3    | MANIFOLD FLANGE, 2" X 1-1/2" HB               |
| 10   | 530089   | 1    | MANIFOLD COUPLER, 2" X 90~ SHORT              |
| 11   | 530093   | 1    | MANIFOLD PLUG, 2"                             |
| 12   | 530094   | 1    | PLUG, 2" MANIFOLD W/ HOLE                     |
| 13   | 530097   | 1    | MANIFOLD TEE, 2"                              |
| 14   | 530099   | 1    | MANIFOLD, 2" FP X 1" FLANGE TEE               |
| 15   | 530100   | 1    | MANIFOLD FLANGE, 2" FP X 1-1/2" HB            |
| 16   | 530190   | 1    | HOSE BARB, QUICK CONNECT 1" 90°               |
| 17   | 530193   | 1    | RETAINING CLIP                                |
| 18   | 530198   | 1    | O-RING, VITON                                 |
| 19   | 530298   | 1    | MANIFOLD TEE, 1"                              |
| 20   | 540000   | 3    | CLAMP, WORM SCREW 1"                          |
| 21   | 540001   | 8    | CLAMP, 2" STD WORM SCREW                      |
| 22   | 540002   | 2    | CLAMP, 2" FULL PORT                           |
| 23   | 540014   | 2    | CLAMP, HOSE SS 1" #16                         |
| 24   | 540016   | 4    | CLAMP, 1-1/2" SS                              |
| 25   | 631804   | 1    | FLOW METER, 60P                               |
| 28   | 631801   | 1    | FLOW METER, 100P                              |
| 26   | 632037   | 1    | VALVE, BUTTERFLY, 1.5"                        |
| 27   | 790020   | 1    | GAUGE, FAST LOGO 160PSI                       |
| NS   | 530102   | AR   | COUPLER, REDUCER 220 TO 200                   |

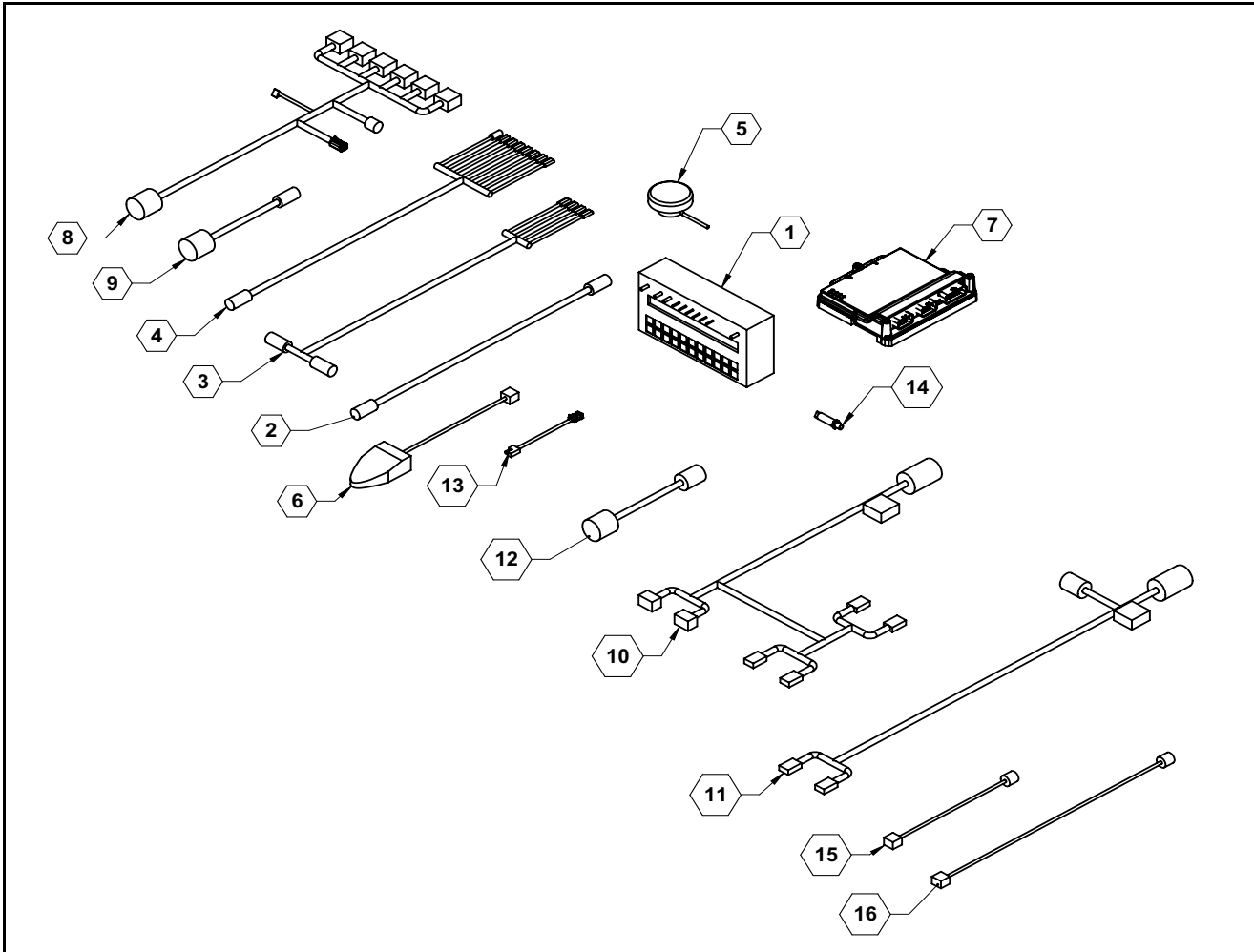
## Toolbar Plumbing



## Toolbar Plumbing Parts List

| ITEM | PART NO. | QTY. | DESCRIPTION                   |
|------|----------|------|-------------------------------|
| 1    | 500043   | AR   | VALVE, 3/4"                   |
| 2    | 510016   | AR   | HOSE, 1" EPDM                 |
| 3    | 510019   | AR   | HOSE, 3/4", EPDM              |
| 4    | 510020   | AR   | HOSE, 3/8", EPDM              |
| 5    | 520003   | AR   | NOZZLE, SINGLE                |
| 6    | 520004   | AR   | NOZZLE, DOUBLE                |
| 7    | 530039   | AR   | 3/4" MPT X 1" HOSE BARB       |
| 8    | 530040   | AR   | 3/4" MPT X 3/4" HOSE BARB 90° |
| 9    | 530131   | AR   | 3/4" MPT SHORT NIPPLE         |
| 10   | 530156   | AR   | TEE 3/4" NPT                  |
| 11   | 530181   | AR   | 3/4" MPT X 1" HOSE BARB TEE   |
| 12   | 530220   | AR   | 3/4" FPT X 3/4" HOSE BARB TEE |
| 13   | 530221   | AR   | 3/4" MPT X 3/4" HOSE BARB TEE |
| 14   | 530230   | AR   | 3/4" MPT X 3/4" HOSE BARB     |
| 15   | 540011   | AR   | CLAMP, 3/8"                   |
| 16   | 540013   | AR   | CLAMP, 3/4"                   |
| 17   | 540014   | AR   | CLAMP, HOSE SS 1" #16         |
| 18   | 540021   | AR   | CLAMP, 4 1/8 - 7"             |
| 19   | 590029   | AR   | SEAL, EPDM                    |
| 20   | 590076   | AR   | CAP                           |
| 21   | 590077   | AR   | CONNECTOR, HOSE BARB          |
| 22   | 590187   | AR   | MOUNT, PLUMBING               |

## Raven Components



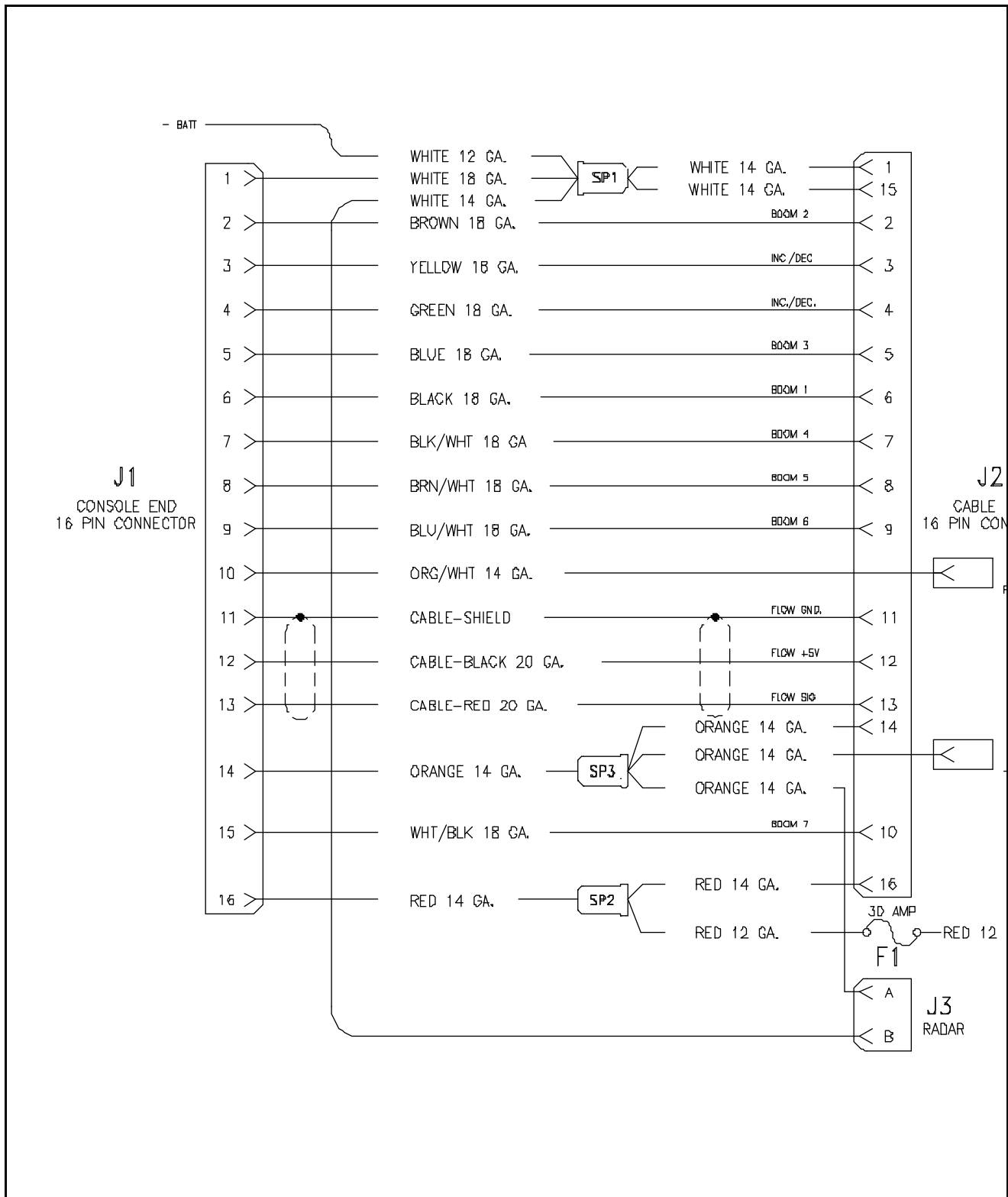
## Raven Components

| ITEM | PART NO. | QTY. | DESCRIPTION                           |
|------|----------|------|---------------------------------------|
| 1    | 631803   | AR   | 6 SECTION 450 CONSOLE                 |
| 2    | 631814   | AR   | 12' 16 PIN EXTENSION CABLE            |
| 3    | 631818   | AR   | 10' 440/450 CONSOLE CABLE             |
| 4    | 631819   | AR   | 16 PIN 6 SECTION CABLE                |
| 5    | 631832   | AR   | GPS SPEED SENSOR                      |
| 6    | 631856   | AR   | FOOTSWITCH                            |
| 7    | 632010   | AR   | RCM                                   |
| 8    | 632027   | AR   | 47 PIN 6 SECTION CABLE                |
| 9    | 632028   | AR   | 47 PIN TO 16 PIN ADAPTER              |
| 10   | 632029   | AR   | 47 PIN RCM Y-CABLE                    |
| 11   | 632031   | AR   | 12' ISO TO IBIC CABLE                 |
| 12   | 632033   | AR   | 47 PIN TO 37 PIN ADAPTER              |
| 13   | 632034   | AR   | TRAILER TO DEUTSCH PLUG ADAPTER CABLE |
| 14   | 632036   | AR   | PRESSURE TRANSDUCER                   |
| 15   | 632061   | AR   | CABLE, FOOTSWITCH, 12'                |
| 16   | 632062   | AR   | CABLE, FOOTSWITCH, 23'                |
| NS   | 631802   | AR   | 3 SECTION 440 CONSOLE                 |



# ILLUSTRATED PARTS LIST


## Control Harness 155-0171-085





# ILLUSTRATED PARTS LIST

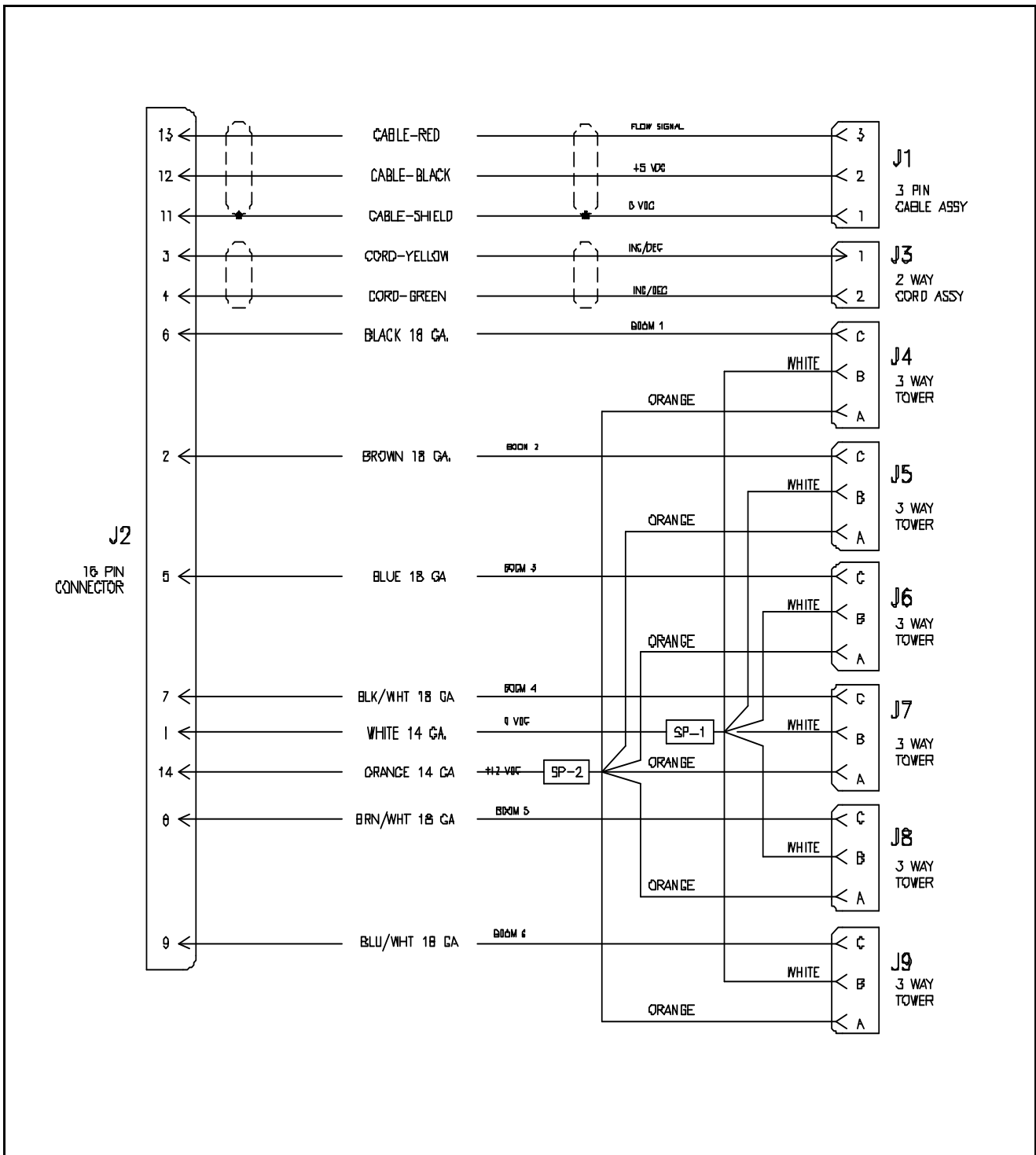
## Control Harness 155-0159-856





# ILLUSTRATED PARTS LIST

## Control Harness 155-0171-086

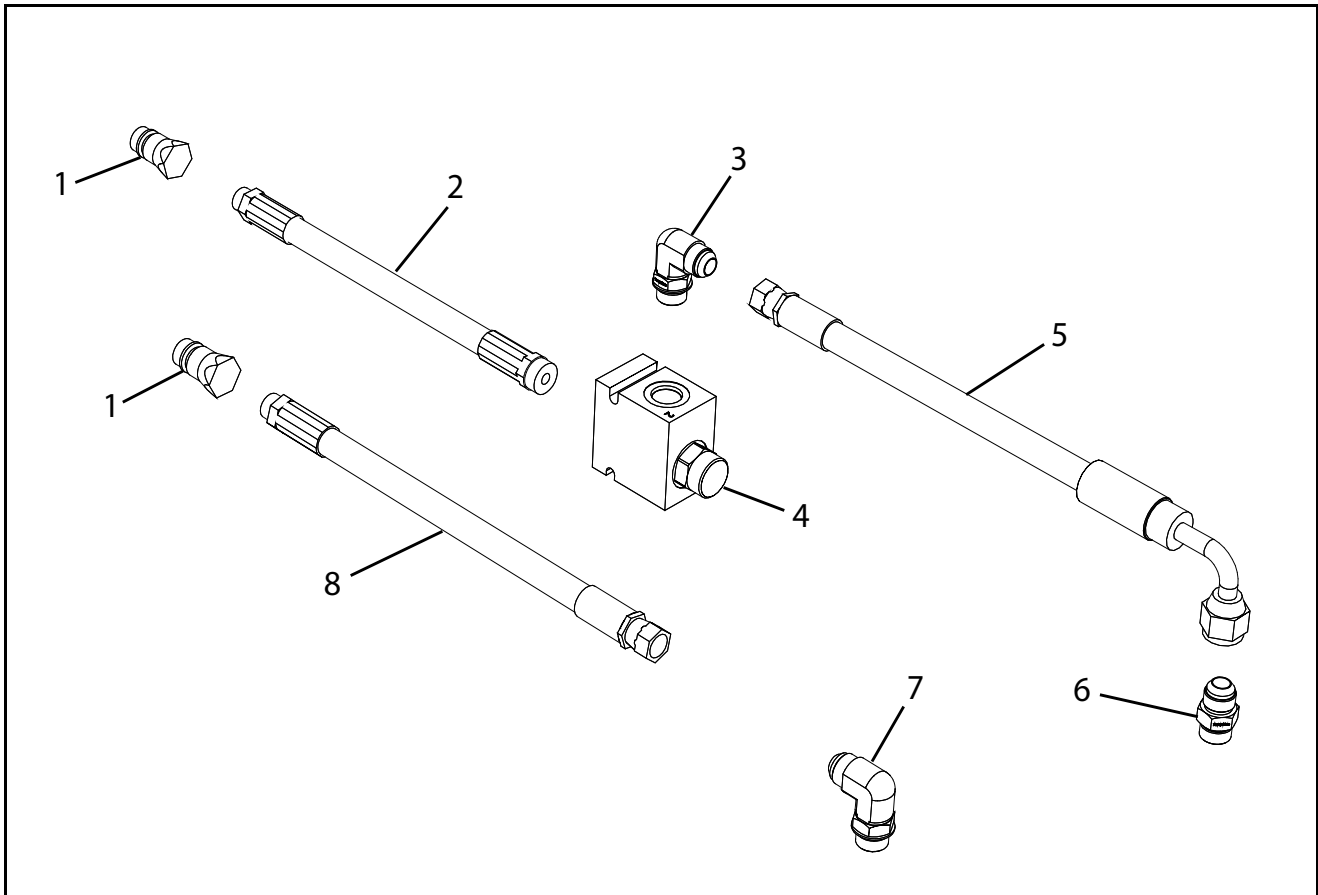






# ILLUSTRATED PARTS LIST

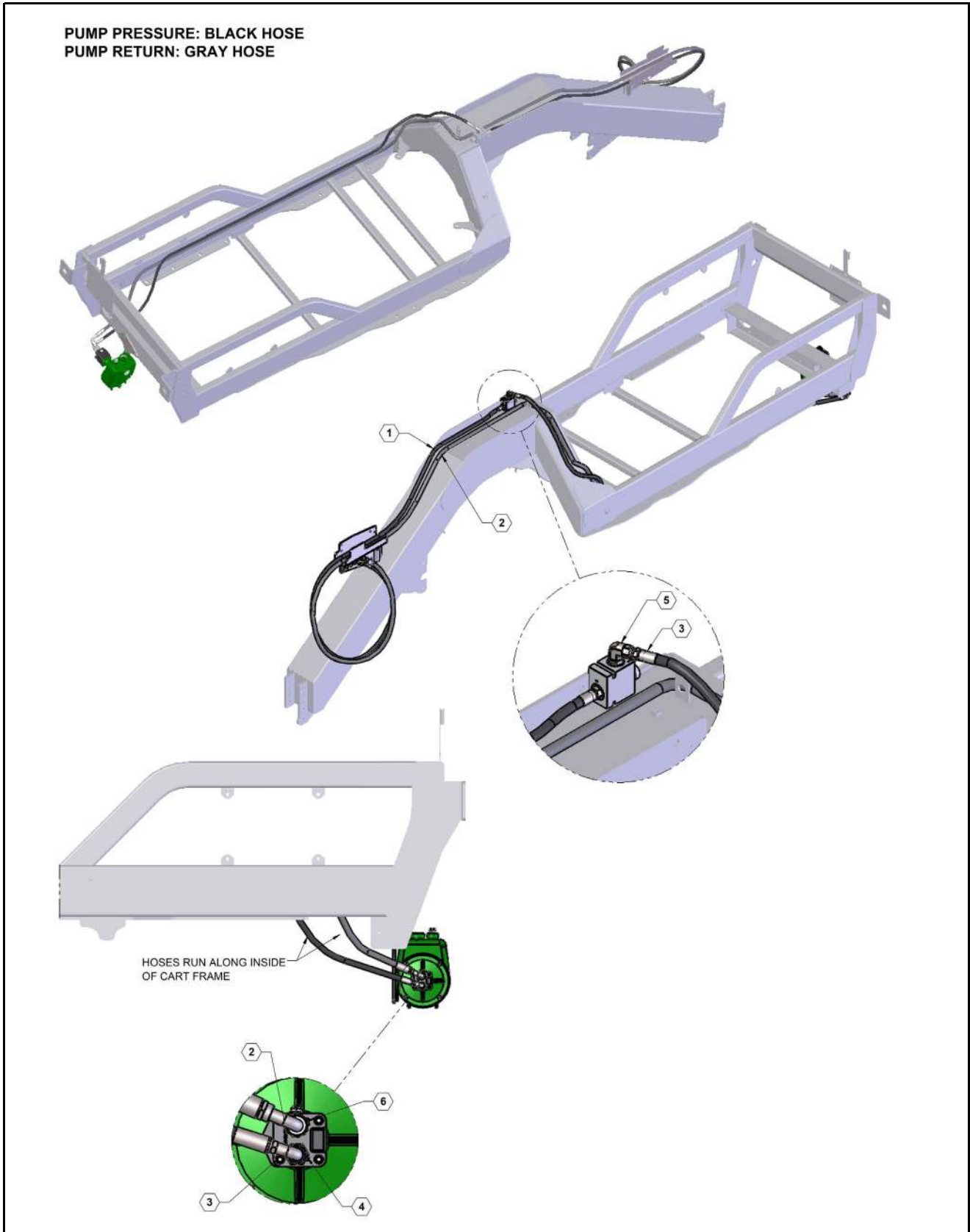
## Hydraulic System for Pump



## Hydraulic System for Pump Parts List

| Item | Part No.     | Description                  | 8310 | 8313 | 8318 | 8324 | Ace<br>150-206 | Hypro<br>93079 |
|------|--------------|------------------------------|------|------|------|------|----------------|----------------|
| 1    | 2-NV12-12SAE | HOSE TIP                     | 2    | 2    | 2    | 2    |                |                |
| 2    | PA600053-1   | HOSE PRESSURE TO VALVE       | 1    | 1    |      |      |                |                |
|      | PA600054-1   | HOSE PRESSURE TO VALVE       |      |      | 1    | 1    |                |                |
| 3    | 610086       | HYDRAULIC FITTING 6801-8-10  | 1    | 1    | 1    | 1    |                |                |
| 4    | 610100       | PC VALVE 7.5 GPM             |      |      |      |      | 1              |                |
|      | 610099       | PC VALVE 13 GPM              |      |      |      |      |                | 1              |
| 5    | PA600053-2   | HOSE PRESSURE TO PUMP        | 1    | 1    |      |      |                |                |
|      | PA600054-2   | HOSE PRESSURE TO PUMP        |      |      | 1    | 1    |                |                |
| 6    | 610060       | HYDRAULIC FITTING 6400-08-10 | 1    | 1    |      |      |                |                |
|      | 610106       | HYDRAULIC FITTING 6400-10-10 |      |      | 1    | 1    |                |                |
| 7    | 610102       | HYDRAULIC FITTING 6801-10-10 | 1    | 1    | 1    | 1    |                |                |
| 8    | PA600053-3   | HOSE PUMP RETURN             | 1    | 1    |      |      |                |                |
|      | PA600054-3   | HOSE PUMP RETURN             |      |      | 1    | 1    |                |                |

## Hydraulic Quick Fill, ACE 150-106 Pump, Small Cart





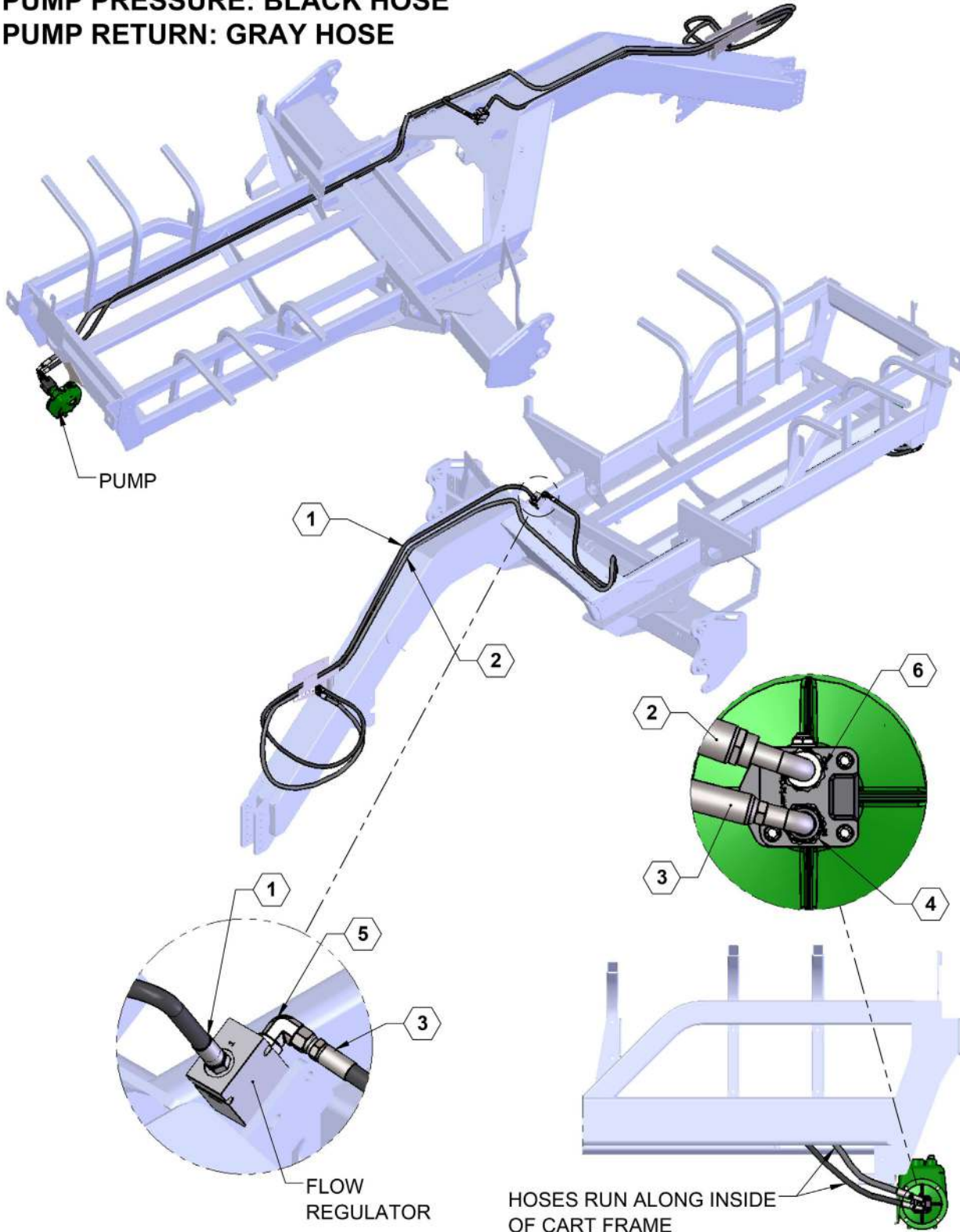
## ILLUSTRATED PARTS LIST

### Hydraulic Quick Fill, ACE 150-106 Pump, Small Cart Parts List

| ITEM | PART NO. | QTY. | DESCRIPTION                         |
|------|----------|------|-------------------------------------|
| 1    | 600112-1 | 1    | HOSE, 08-8MOR-8MOR-PIONEER-144      |
| 2    | 600112-2 | 1    | HOSE, 10-10FJX90-08MORB-PIONEER-287 |
| 3    | 600112-3 | 1    | HOSE, 08-08FJX90-08FJX-145          |
| 4    | 610060   | 1    | JIC #8 TO ORING #10                 |
| 5    | 610086   | 1    | JIC #8 TO O-RING #10 ELBOW 90°      |
| 6    | 610106   | 1    | JIC #10 TO JIC #10 FEMALE           |

## Hydraulic Quick Fill, ACE 150-206 Pump, Large Cart

**PUMP PRESSURE: BLACK HOSE**  
**PUMP RETURN: GRAY HOSE**



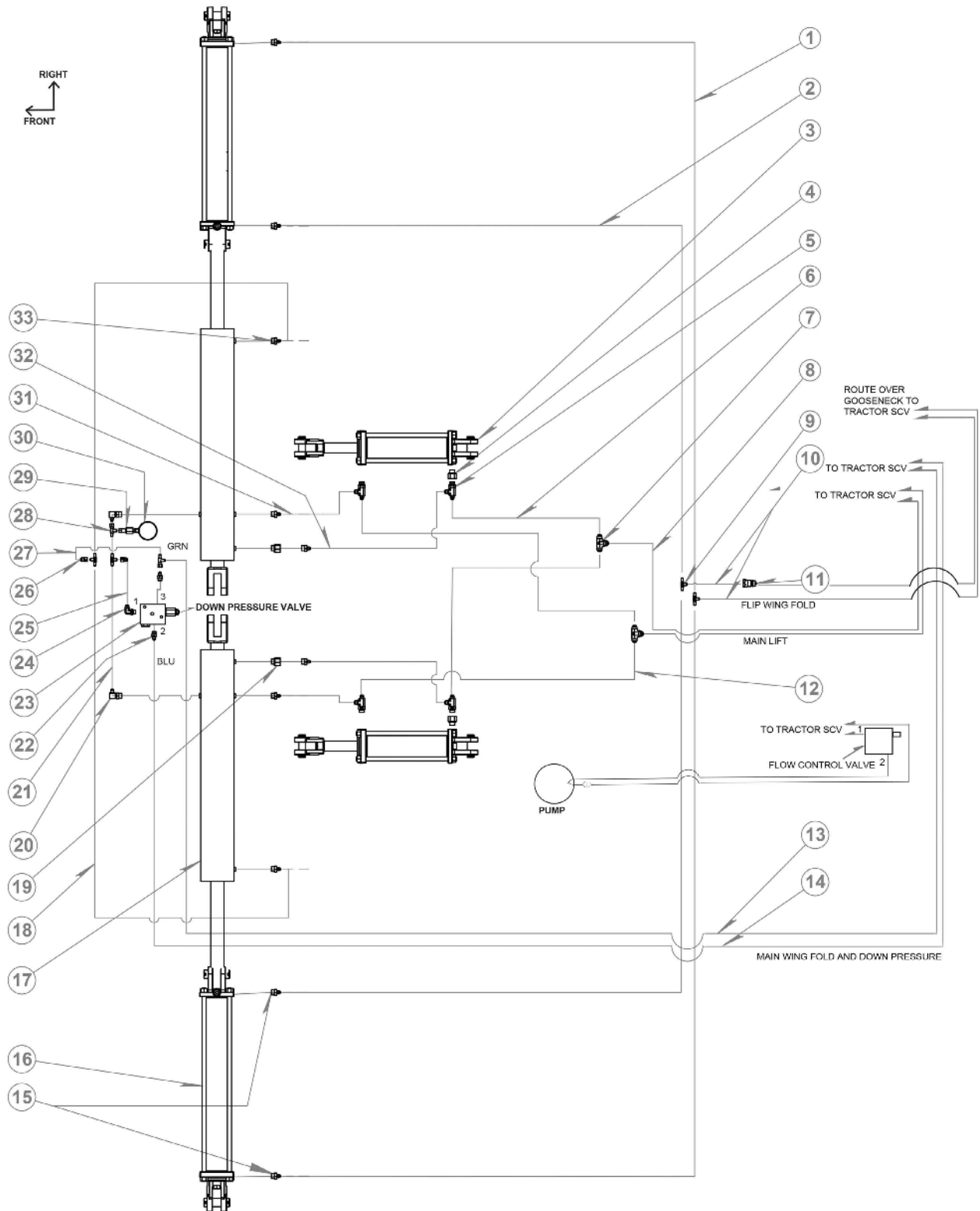


## ILLUSTRATED PARTS LIST

### Hydraulic Quick Fill, ACE 150-206 Pump, Large Cart Parts List

| ITEM | PART NO. | QTY. | DESCRIPTION                             |
|------|----------|------|---|
| 1    | 600114-1 | 1    | HOSE ASSY, 08-8MOR-8MOR-PIONEER-180     |
| 2    | 600114-2 | 1    | HOSE ASSY, 10-10FJX90-08MOR-PIONEER-355 |
| 3    | 600114-3 | 1    | HOSE ASSY, 08-08FJX90-08FJX-172         |
| 4    | 610060   | 1    | JIC #8 TO ORING #10                     |
| 5    | 610086   | 1    | JIC #8 TO O-RING #10 ELBOW 90°          |
| 6    | 610106   | 1    | JIC #10 TO JIC #10 FEMALE               |

## Hydraulic Schematic



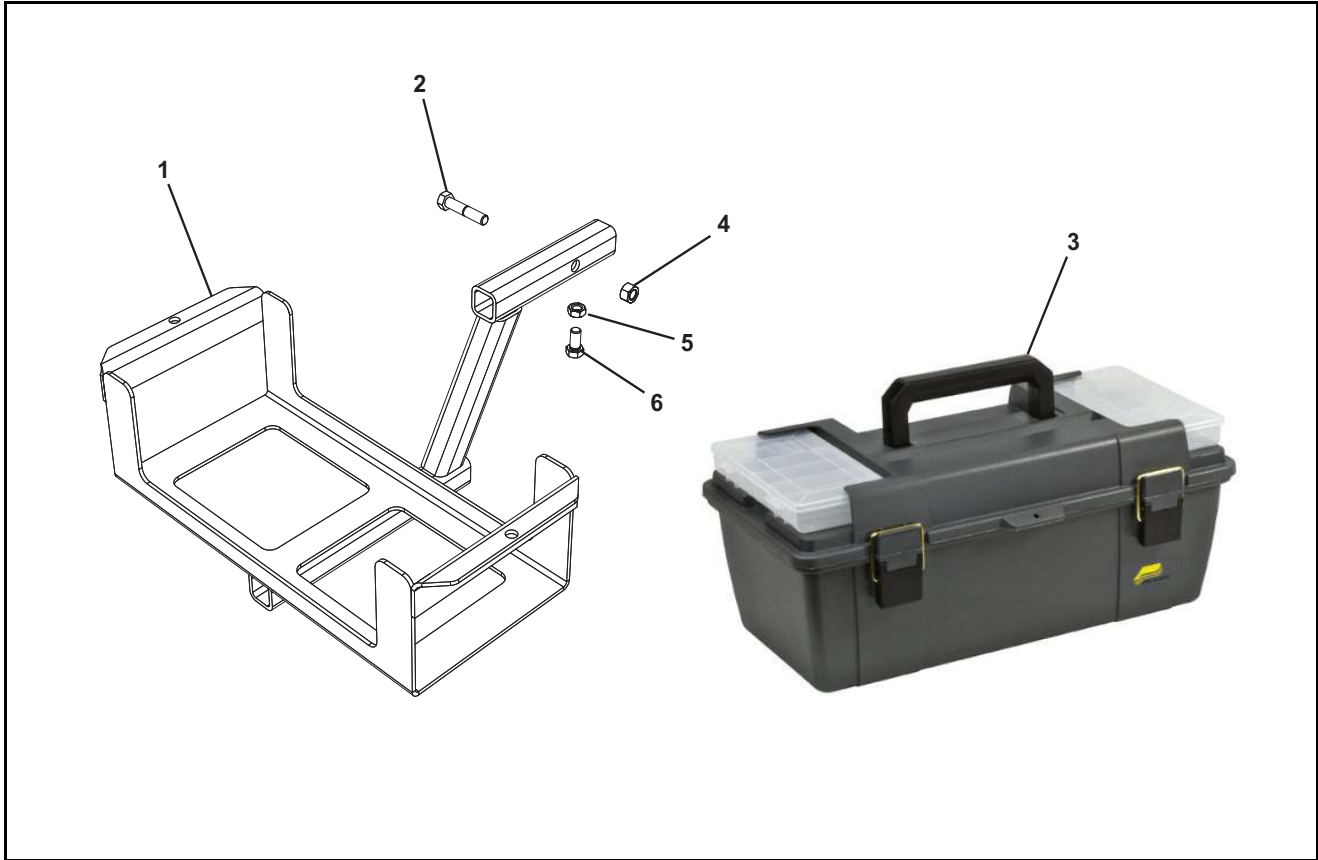


# ILLUSTRATED PARTS LIST

## Hydraulic Schematic Parts List

| Item | Part #      | Description  | Qty. 12 Row | Add For 16 Row Opt |
|------|-------------|--|-------------|--------------------|
| 1    | 600043-6    | FDM4R17-4FJX-4FJX90M-153                             |             | 2                  |
| 2    | 600043-5    | FDM4R17-4FJX-4FJX90M-126                             |             | 2                  |
| 3    | 620007      | CYLINDER, 4 X 8" ASAE                                | 2           |                    |
| NS   | 661729      | KIT SEAL 4.0 BORE X 1.5 ROD                          |             |                    |
| 4    | 610095      | FITTING ADAPTER 8ORB M/F .093 ORIFICE                | 2           |                    |
| 5    | 610066      | FITTING ADAPTER JIC SWIVEL RUN TEE TO-6804-06-08-06  | 4           |                    |
| 6    | 600043-4    | FDM6R17-6FJX90M-8FJX-90                              | 2           |                    |
| 7    | 610004      | FITTING ADAPTER TEE 8JIC                             | 2           |                    |
| 8    | 600043-1    | FDM8R17-8MBO-8FJX-156                                | 2           |                    |
| 9    | 610003      | FITTING ADAPTER JIC TEE TO-2603-04-04-04             |             | 2                  |
| 10   | 600043-2    | FDM4R17-8MBO-4FJX90M-306                             |             | 2                  |
| 11   | 520048      | 2-NV12-12SAE-M                                       | 4           | 2                  |
| 12   | 600043-3    | FDM6R17-6FJX90M-8FJX-102                             | 2           |                    |
| 13   | 600043-18   | FDM6R17-8MBO-6FJX-90M-293                            | 1           |                    |
| 14   | 600043-13   | FDM6R17-8MBO-6FJX-285                                | 1           |                    |
| 15   | 610045      | FITTING ADAPTER 8ORB TO 4JIC R0.045 (USED ON 620004) | 4           |                    |
| 16   | 620004      | CYLINDER 30TD24-150 3" X 24" STROKE                  | 2           |                    |
| NS   | 649208      | KIT SEAL 3.0 BORE X 1.5 ROD                          |             |                    |
| 17   | 620027      | CYLINDER DUAL FUCTION 45WD22.5 X 1.81 WK             | 2           |                    |
| NS   | PMI0002     | KIT SEAL 4.5 BORE X 2.0 ROD                          |             |                    |
| 18   | 600043-17   | FDM4R17-4FJX-4FJX-32                                 | 2           |                    |
| 19   | 610094      | FITTING ADAPTER 8ORB M/F .047 ORIFICE                | 2           |                    |
| 20   | 610029      | FITTING ADAPTER 8ORB TO 4JIC 90°                     | 2           |                    |
| 21   | 600043-17   | FDM4R17-4FJX-4FJX-32                                 | 2           |                    |
| 22   | 610010      | FITTING ADAPTER 6ORB TO 6JIC                         | 1           |                    |
| 23   | 630038      | BLOCK DOWN PRESSURE (1PDCP25-PT-12S)                 | 1           |                    |
| 24   | 610078      | FITTING ADAPTER 6ORB TO 6JIC 90°                     | 1           |                    |
| 25   | 600043-14   | FDM6R17-6FJX-6FJX90M-9                               | 1           |                    |
| 26   | TO24060406  | FITTING ADAPTER 2406-04-06                           | 2           |                    |
| 27   | 600048-1-ZN | FDM6R17-6FJX-6FJX90M-6.5                             |             |                    |
| 28   | 600043-17   | FDM4R17-4FJX-4FJX-32                                 | 1           |                    |
| 29   | 610026      | FITTING ADAPTER JIC SWIVEL RUN TEE TO-6602-04-04-04  | 1           |                    |
| 30   | 610025      | FITTING ADAPTER 6506-4-4                             | 1           |                    |
| 31   | 790052      | GAUGE PRESSURE 0-3000 PSI                            | 1           |                    |
| 32   | 600043-19   | FDM4R17-6FJX-4FJX90M-45                              | 2           |                    |
| 33   | 600043-8    | FDM4R17-6FJX-4FJX90M-61                              | 2           |                    |
| 34   | 600041-5    | FDM4R17-4FJX-4FJX90M-56                              | 1           |                    |

## Toolbox Carrier



### Toolbox Carrier Parts List

| ITEM | PART NO. | QTY. | DESCRIPTION                       |
|------|----------|------|-----------------------------------|
| 1    | 18426    | 1    | TOOLBOX HOLDER                    |
| 2    | 155      | 1    | BOLT, 1/2 X 2-1/2" GRADE 5 ZP     |
| 3    | 790041   | 1    | GRAB N GO TOOLBOX                 |
| 4    | 239      | 1    | NUT, CENTERLOCK, 1/2" ZP          |
| 5    | 223      | 1    | NUT HEX HEAD 1/2" JAM ZP          |
| 6    | 152      | 1    | BOLT HEX HEAD 1/2 X 1: GRADE 5 ZP |



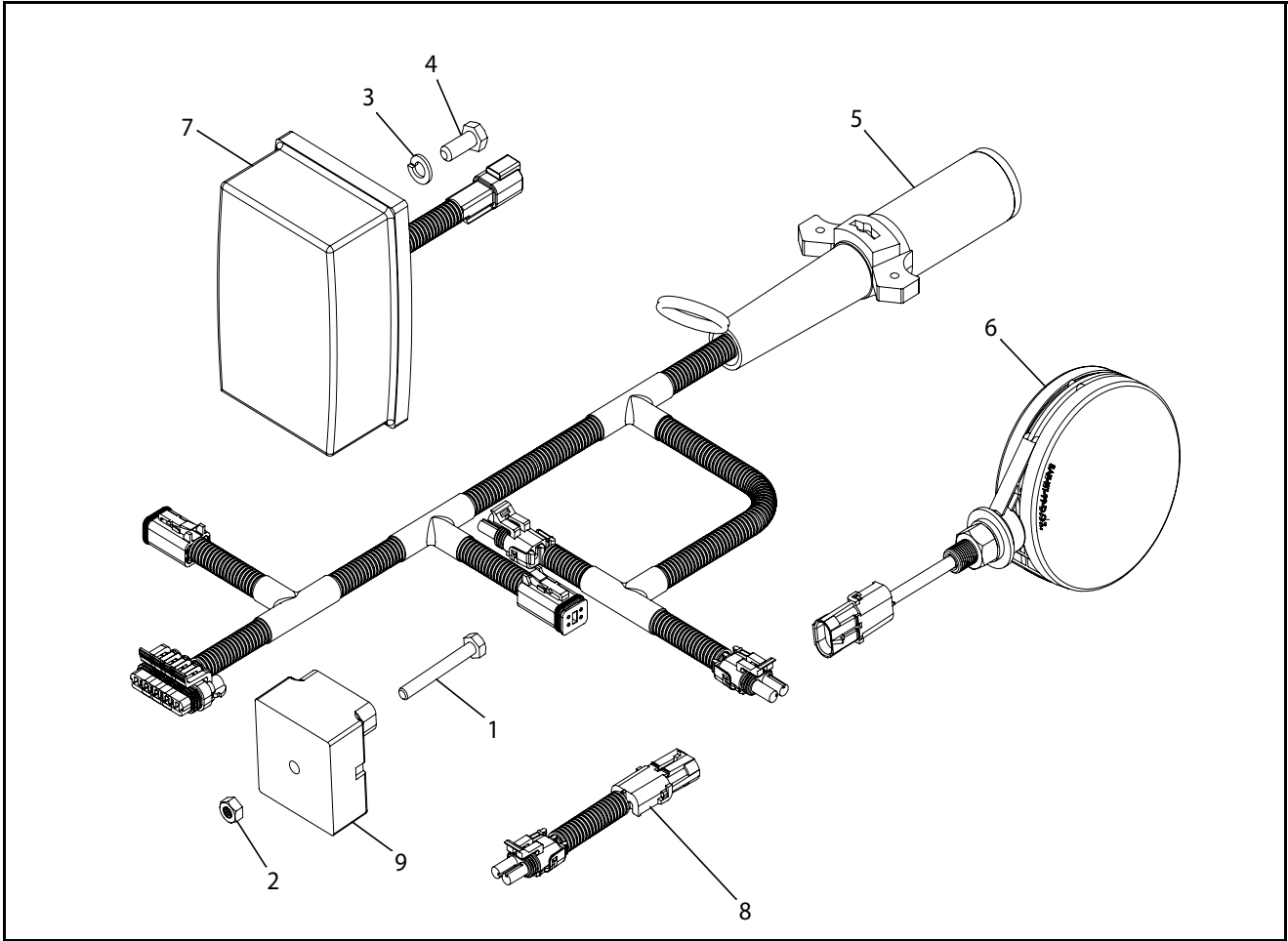


# ILLUSTRATED PARTS LIST

## Kit Contents

| FAST Part #  | Description                          | Injector Quantity | Knife Quantity |
|--------------|--------------------------------------|-------------------|----------------|
| 520003       | NOZZLE, SINGLE                       |                   | 2              |
| 520004       | NOZZLE, DOUBLE                       |                   | 2              |
| 520005       | NOZZLE, SINGLE HS CONN 1/4" F        | 2                 |                |
| 520006       | NOZZLE, DOUBLE HS CONN 1/4"F         | 2                 | 3              |
| 520014       | NOZZLE BODY, 1/4" SS                 | 1                 |                |
| 520015       | NOZZLE CAP, SS                       | 1                 |                |
| 520034       | #15 STREAM JET TIP                   | 2                 |                |
| 530001       | 1/4" X 1/4" MALE CONNECTOR           | 1                 | 1              |
| 530014       | GASKET, 1-1/2" EPDM                  | 2                 | 2              |
| 530019       | GASKET, 2" EPDM                      | 2                 | 2              |
| 530024       | GASKET, 3" EPDM                      | 2                 | 2              |
| 530188       | CHECK VALVE ASSEMBLY                 | 1                 |                |
| 530201       | BARB HOSE 1/4" X 3/8"                | 4                 |                |
| 530218       | 3/8" X 3/8" HOSE MENDER W/ STOP      | 2                 |                |
| 530236       | NIPPLE: 1/4" MPTX6" MPT              | 1                 |                |
| 530246       | ELBOW, 90° STREET 1/4 NPT SS         | 1                 |                |
| 540001       | CLAMP, 2" STD WORM SCREW             | 1                 | 1              |
| 540002       | CLAMP, 2" FULL PORT                  | 1                 | 1              |
| 540003       | CLAMP, 3"                            | 1                 | 1              |
| 540006       | CLAMP 1-1/2" T-BOLT HOSE 1.81"       | 2                 | 2              |
| 540013       | CLAMP, 3/4"                          | 10                | 5              |
| 540014       | CLAMP, HOSE SS 1" #16                |                   | 4              |
| 540032       | CLAMP, HOSE SS 5/16" #5              | 4                 |                |
| 590029       | SEAL, EPDM                           |                   | 3              |
| 590030       | CAP Q.T. NY.LT.YELLOW                |                   | 3              |
| 590031       | PLATE ORIFICE, STAINLESS STEEL       |                   | 3              |
| 750008       | LOCKING COLLAR, STD 30°              | 2                 | 2              |
| 750016       | ROCK GUARD WITH PIN                  | 1                 |                |
| 750018       | 3/8 X 1/2" SET SCREW, SS             | 2                 |                |
| 750019       | MOUNTING BRACKET F/WIESE CO-50 KNIFE |                   | 1              |
| 790041       | GRAB N GO TOOLBOX                    | 1                 | 1              |
| AC40015      | O-RING, VOLUTE SEAL                  |                   | 1              |
| AC40151      | SEAL, 5/8" SHAFT, VITON-C            |                   | 1              |
| AC52700      | REPAIR KIT                           | 1                 |                |
| AP44103202   | 1/4 X 1/4" UNION CONNECTOR           | 3                 | 3              |
| AP44103240   | 1/4 X 1/4" FEMALE ADAPTOR            | 1                 | 1              |
| AXGC30020XXL | XXL GREEN GLOVES                     | 1                 | 1              |
| LAXNVGOGGLES | GOGGLES                              | 1                 | 1              |
| BJ200SHIM    | 2" SHIM                              |                   | 2              |
| BJHM075      | 3/4" X 3/4" HOSE BARB                | 2                 | 2              |
| BJHM100      | 1" X 1" HOSE BARB                    | 2                 | 2              |
| BJHM150      | 1-1/2" X 1-1/2" HOSE BARB            | 1                 | 1              |
| CLFBS1004    | 5/8 X 1 SQUARE HEAD SET SCREW        | 2                 |                |
| PL707TB      | REDURAN                              | 1                 | 1              |
| WA21047      | CABLE TIE, 15" HEAVY DUTY            | 20                | 20             |
| VI3K9438     | BARB: 3/8" HB FOR 8027 NUT-POLY      |                   | 3              |

## Lighting





# ILLUSTRATED PARTS LIST

## Lighting Parts List

| ITEM | PART NO. | QTY. | DESCRIPTION                     |
|------|----------|------|---------------------------------|
| 1    | 104      | 1    | BOLT, 1/4 X 2" GRADE 5 ZP       |
| 2    | 235      | 1    | NUT, CENTERLOCK, 1/4" ZP        |
| 3    | 249      | 4    | WASHER, LOCK, 5/16" ZP          |
| 4    | 590229   | 4    | BOLT, 8 X 20 MM 8.8 ZP          |
| 5    | 740023   | 1    | APPLICATOR LIGHT WIRING HARNESS |
| 6    | 740024   | 2    | AMBER WARNING LIGHT             |
| 7    | 740025   | 2    | RED TAIL LIGHT                  |
| 8    | 740029   | 2    | EXTENSION                       |
| 9    | 740031   | 1    | LIGHT MODULE                    |



FAST GLOBAL SOLUTIONS  
4130 Commerce Boulevard  
Windom, MN 56101  
1-800-772-9279 Toll Free  
1-507-427-3861 Voice  
1-507-427-3030 Fax  
[www.fastsprayers.com](http://www.fastsprayers.com)