

FAST™

AG SOLUTIONS



9553P/TF - 9573P/TF SPRAYER PARTS MANUAL





FAST GLOBAL
SOLUTIONS



ILLUSTRATED PARTS LIST

Limited Warranty

FAST AG Solutions warrants to the buyer that the new machinery is free from defects in material and workmanship.

This warranty is only effective as to any new machinery which has not been altered, changed, repaired or treated since its delivery to the buyer, other than by FAST AG Solutions or its authorized dealers or employees, and does not apply to accessories, attachments, tools or parts, sold or operated with the new machinery, if they have not been manufactured by FAST AG Solutions.

FAST AG Solutions shall only be liable for defects in the materials or workmanship attributable to faulty material or bad workmanship that can be proved by the buyer, and specifically excludes liability for repairs arising as a result of normal wear and tear of the new machinery or in any other manner whatsoever, and without limiting the generality of the foregoing, excludes application or installation of parts not completed in accordance with this operator's manual, specifications, or printed instructions.

Written notice shall be given by registered mail, to the Manufacturer within seven (7) days after the defect shall have become apparent or the repairs shall have become necessary, addressed as follows:

FAST AG Solutions
4130 Commerce Boulevard
Windom, MN 56101

This warranty shall expire one (1) year after the date of delivery of the new machinery.

If these conditions are fulfilled, FAST AG Solutions shall at its own cost and at its own option either repair or replace any defective parts provided that the buyer shall be responsible for all expenses incurred as a result of repairs, labor, parts, transportation or any other work, unless FAST AG Solutions has authorized such expenses in advance.

The warranty shall not extend to any repairs, changes, alterations, or replacements made to the new equipment other than by FAST AG Solutions or its authorized dealers or employees.

This warranty extends only to the original owner of the new equipment.

Rubber parts (including tires, hoses, grommets) are not warranted.

This warranty is limited to the terms stated herein and is in lieu of any other warranties whether express or implied, and without limiting the generality of the foregoing, excluded all warranties, express or implied or conditions whether statutory or otherwise as to quality and fitness for any purpose of the new equipment. the Manufacturer disclaims all liability for incidental or consequential damages.

This Applicator is subject to design changes and FAST AG Solutions shall not be required to retrofit or exchange items on previously sold units except at its own option.

Warranty void if not registered.



ILLUSTRATED PARTS LIST

FAST 9553P/TF - 9573P/TF SPRAYER

Warranty Registration Form & Inspection Report

Warranty Registration

This form must be filled out by the dealer and signed by both the dealer and the customer at the time of delivery.

Customer Name					
Address					
City		State		Zip	
Phone					
Dealer Name					
Address					
City		State		Zip	
Applicator Model					
Serial Number					
Delivery Date					

DEALER INSPECTION REPORT

- All Fasteners Tight
- Wheel Bolts Torqued
- Hydraulic Hoses and Fittings Free and Tight
- Fertilizer Hoses and Fittings Free and Tight
- Wheel Drive Turns Freely
- Lubricate Machine
- Check Tire Pressure
- Frame and Wings Level
- Monitors and Controllers Function
- Wiring Harness Connected

SAFETY

- Safety Chain Installed
- All Guards Installed
- All Safety Signs Installed
- Reflectors, SMV and Lights Clean
- Review Operating and Safety Instructions

I have thoroughly instructed the buyer on the above described equipment which review included the Operator's Manual content, equipment care, adjustments, safe operation and applicable warranty policy.

Date _____

Dealer's Rep. Signature _____

The above equipment and Operator's Manual have been received by me and I have been thoroughly instructed as to care, adjustments, safe operation and applicable warranty policy.

Date _____

Owner's Signature _____

White - FAST
 Yellow - Dealer
 Pink - Customer



ILLUSTRATED PARTS LIST

FAST 9553P/TF - 9573P/TF SPRAYER

APPLICATOR SERIAL NUMBER _____

DATE PURCHASED _____ / _____ / _____

TANK SIZE _____

BOOM LENGTH _____

PUMP MANUFACTURER:

(CIRCLE ONE)

ACE 150 - 206

ACE 205 - 304F

HYPRO 9306C



ILLUSTRATED PARTS LIST



FAST GLOBAL
SOLUTIONS



ILLUSTRATED PARTS LIST

General Information

All rights, especially copying and distribution rights are reserved. No part of this publication may be reproduced in any form or by any means, electronic or mechanical, including photocopying, without express written permission from FAST AG Solutions.

Parts information in this manual represents components installed when product was manufactured based upon the best available information. Modifications made subsequent to initial delivery are not included. Always verify the parts and color required when ordering parts.

If you have any questions, please contact your FAST AG Solutions Parts and Service Department.

Explanation of Parts Lists

The parts lists are broken down sub assemblies and listed in 4 columns:

- ITEM - These numbers are found on the illustration associated with the parts list.
 - NS- This item is NOT SHOWN, included for reference.
- QTY. - This is the quantity of parts needed in an assembly.
 - AR- The quantity of this item is AS REQUIRED for the location.
- PART NO.- These are the part numbers associated to the ITEM.
- DESCRIPTION - This is the description of the part.



ILLUSTRATED PARTS LIST

Table of Contents

Section	Page
Table of Contents	6
953P Center Section	10
Ladder, Stand & Hand Rinse Assembly	12
Top Brace Assembly	14
Wing Rest Assembly	16
Tanks & Gauge Assembly	18
Product Tank Fittings	20
Tree Lift Cylinder Assembly & Flasher Module	22
Decals	24
Wings - 60 & 66 Foot Boom	26
Wings - 60 & 66 Foot Boom	28
Wings - Tri-Fold 40/80 Foot Boom	30
Wings - Tri-Fold 40/80 Foot Boom	32
Wings - Tri-Fold 60/88 Foot Boom	34
Wings - Tri-Fold 60/88 Foot Boom	36
Wings - Tri-Fold 60/90 Foot Boom	38
Wings - Tri-Fold 60/90 Foot Boom	40
Wings - Tri-Fold 100 Foot Boom	42
Wings - Tri-Fold 100 Foot Boom	44
Breakaway Pivot	46
Product Plumbing, 500 & 750 Gallon	48
Product Plumbing, 500 & 750 Gallon	50
Rinse System, 50 Gallon, 3 Point	52
Y Strainer	54
ACE 150-206 Pump, 60 & 66 Foot Boom	56
ACE 150-206 Pump Hydraulic Motor, 60 & 66 Foot Boom	57
ACE 205-304 Pump Option	58
ACE 205-304 Pump, 80, 90 & 100 Foot Boom	60
HYPRO Pump, 80, 90 & 100 Foot Boom	62
ACE 205-304 PWM Pump Option	64
ACE 205-304 PWM Pump, 80, 90 & 100 Foot Boom	66
HYPRO Pump Option	68
HYPRO Pump, 80, 90 & 100 Foot Boom	69
Raven Flow Controls	70
Agitation & Rinse Control	72
Agitation Shut-Off, Electric Option	74
Boom Plumbing	76
Fence Line Option	78
Single Fence Line, Display Control	80
Dual Fence Line, Display Control	82
Single Fence Line, Toggle Switch Control	84
Dual Fence Line, Toggle Switch Control	86
Plumbing Valves	88
Nozzle Bodies	90
Delivery Tubes	92
60 - 80' Side Fold Fitting	94
Hydraulic System	96
Hydraulic Control Valve Harness - 60 - 66 Foot Boom	98



ILLUSTRATED PARTS LIST

Hydraulic Control Valve - 60 - 66 Foot Boom	100
Hydraulic Control Valve Harness (319-668) - 60 - 66 Foot Boom	102
Control Console - 60 - 66 Foot Boom	104
Control Console - 60 - 66 Foot Boom	106
Wiring Harness - 60 - 66 Foot Boom	107
Control Console Decal - 60 - 66 Foot Boom	108
Hydraulic Control Valve Wiring Harness (319-724) - 80, 90 & 100 Foot Boom	109
Hydraulic Control Valve - 80, 90 & 100 Foot Boom	110
Hydraulic Control Valve Wiring Harness (319-668)	112
Control Console - 80, 90 & 100 Foot Boom	113
Control Console Switch Diagram	114
Wiring Harness - 80, 90 & 100 Foot Boom	115
Control Console Decal - 80, 90 & 100 Foot Boom	116
NORAC Auto Height Boom Control UC4+	118
NORAC Hydraulic Valve Block	120
NORAC Auto Height Boom Control Hydraulic Schematic UC4+ & UCS	122
NORAC Auto Height Boom Control Brackets	124
NORAC Auto Height Boom Control Harness	126
NORAC Auto Height Boom Control Extension Harness	127
NORAC Auto Height Boom Control Sensor Cables	128
NORAC Auto Height Boom Control Valve Cable	129
NORAC Auto Height Boom Control Main Interface Cable	130
NORAC Auto Height Boom Control Wing Interface Cable	131
Severe Terrain Cable UC4+	132
NORAC Kit Layout	134
UC5 Network Cables	136
UC5 Network Cables	137
UC5 Network Cables	138
UC5 Network Cables	139
UC5 Network Cables	140
9573TF-80 Hydraulic Fitting Locations	142
9573TF-80 Hydraulic Fitting Locations	144
Fold Block Hydraulic Hose Routing	146
Main Lift Hydraulic Hose Routing	148
Tilt Cylinder Hydraulic Hose Routing	150
Main Hydraulic Hose Routing	152
Flip Wing Hydraulic Hose Routing	154
Swing Wing Hydraulic Hose Routing	156
Breakaway Wing Hydraulic Hose Routing	158
Raven 450 Controller Kit With Skytrak, Up To 6 Sections	160
Raven ISO Rate Control Module, Cables To Tractor, ISO Hookup, No VT Console	160
Deere JDRC 2000 ISO Rate Controller, Cables To Tractor, ISO Hookup, No VT Console ..	161
47 Pin Product Control Cable - Customer Supplied JDRC2000 Rate Controller / Raven RCM 161	
47 Pin To 37 Pin Product Control Cable - Customer Supplied GreenStar Rate Controller ..	162
47 Pin To 16 Pin Product Control Cable - Customer Supplied Raven 450	162
47 Pin Product Control Cable - Customer Supplied Rate Controller	162
Raven CR7 ISO Display With Deere Harness (Deere ISO Controller)	162
Raven CR7 ISO Display With Harness (Non-Deere ISO Controller)	163
Raven CR7 ISO Display With Complete ISO Harness (Non-ISO Tractor)	163
Flow-Back Ball Valve Line Rinse - Electric Valve With Toggle Switch	163
Control Console Wiring Harness	164
Control Console Wiring Harness	165



ILLUSTRATED PARTS LIST

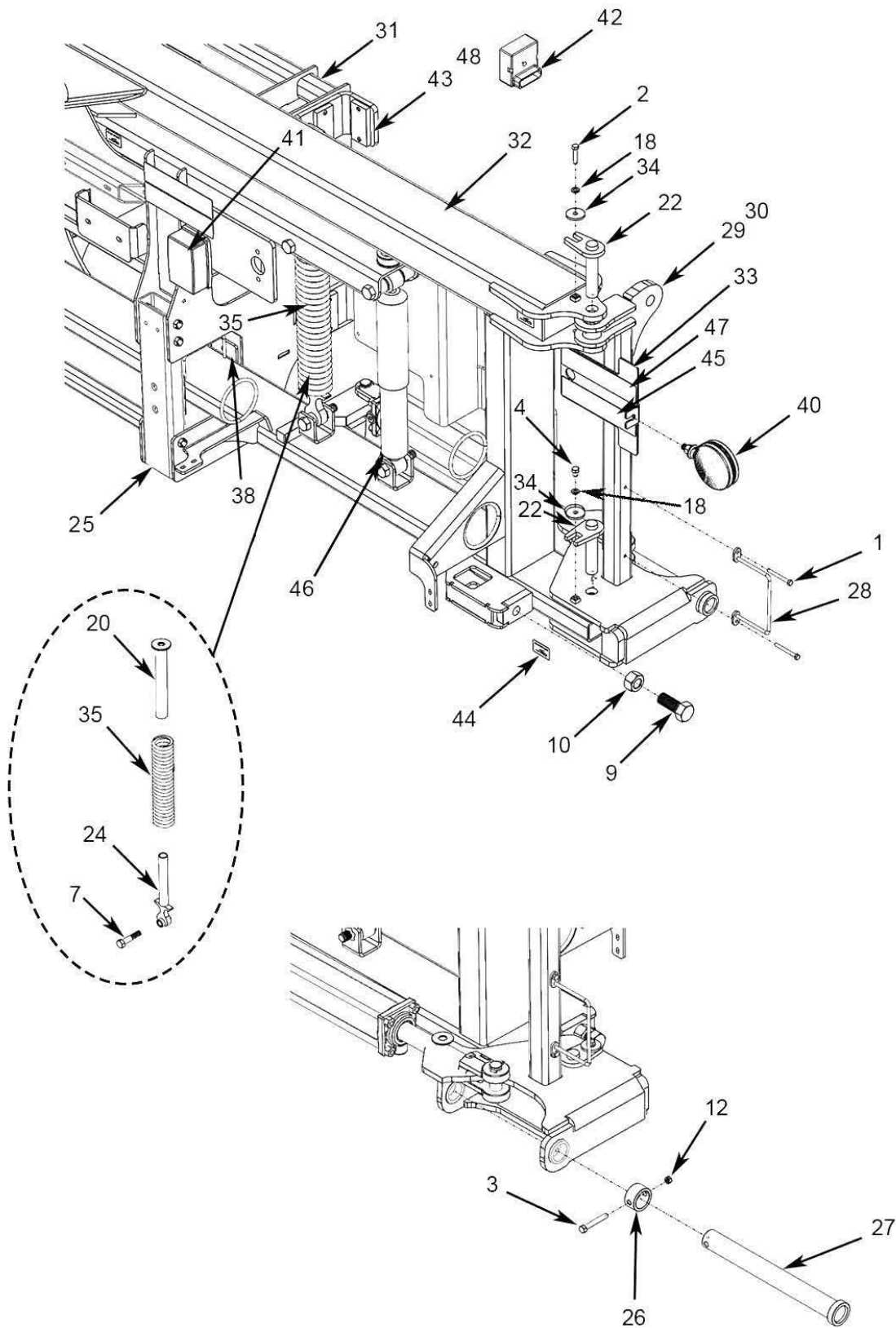
Adapter Cable, 16 Pin Console To 47 Pin Product Port (632028)	166
Cable, 81 Pin ECU, 47 Pin Rate Control Interface (632029)	167
Cable, 81 Pin ECU, 47 Pin Rate Control Interface (632029)	168
Cable, Pull Type Sprayer Frame, 14' 47 Pin To 47 Pin (632035)	169
Adapter Cable, 17', 9 Pin IBIC / 3 Pin Master to Gen 1 Isobus (632043)	170
Cable, Foot Switch, 12' (632061)	171
Cable, Raven ISO/Power With IBBC Connector (632064)	172
Cable, Raven ISO/Power With IBBC Connector (632064)	173
CAN/Power Cable, OEM ISO To Raven ISO Bulkhead (632065)	174
Cable, CR7, ISO VT Only (632066)	175
Cable, Display Port, Y Adapter (632067)	176
Adapter Cable, 37 Pin Console To 47 Pin Product Port (632070)	177
Product Cable, 47 Pin, 6 Section, Liquid, FAST, Center Mount (632077)	178
Product Cable, 47 Pin, 6 Section, Liquid, FAST, Center Mount (632077)	179
Product Cable, 47 Pin, 10 Section, Liquid, FAST 6'(632078)	180
Product Cable, 47 Pin, 10 Section, Liquid, FAST 6'(632078)	181
Light Harness	182
9573TF Harness Identification & Location	184
Lighting Harness Routing	186
Product Control Harness Routing	188
Fold Harness Routing	190
Pressure Transducer Kit	192
Powerglide Wiring Schematic	193
Powerglide Hydraulic Block	194
Powerglide Solid Axle	195
Powerglide & Powerglide Plus Mounting Brackets	196
Powerglide Plus Wiring Schematic	198
Powerglide Plus Hydraulic Block	199
Powerglide Plus Cushioned Axle	200
Raven Sensor Mounts	202
Raven Sensor Mounts	204
Raven Sensor Mounts	206
Raven Sensor Mounts	208
Raven UltraGlide Gen I Wiring	210
Raven UltraGlide Gen II Wiring	211
Wing Tilt Options	212
HYPRO Cleanload Eductor & Mounting, 7.5 Gallon	214
HYPRO Cleanload Eductor, 7.5 Gallon	216
Richway Direct Injection Foamer & Mounting	218
Richway Foam Marker 1 Gallon Tank & Switchbox	220
Richway Foam Marker Liquid Flow	221
Richway Foam Marker Compressor	222
Richway Foam Marker Foamhead	223
Richway Foam Marker Foam Head Assembly	224
Richway Foam Marker Collector Deflector	225
Richway Foam Marker Wiring Harness	226



ILLUSTRATED PARTS LIST



953P Center Section



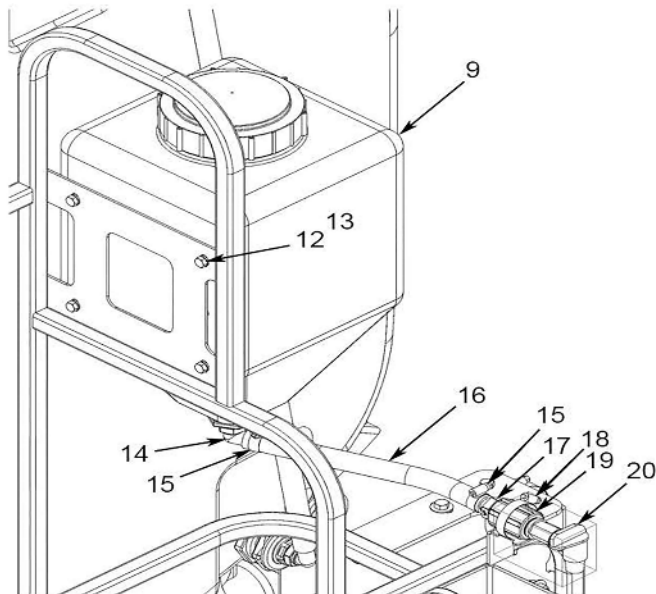
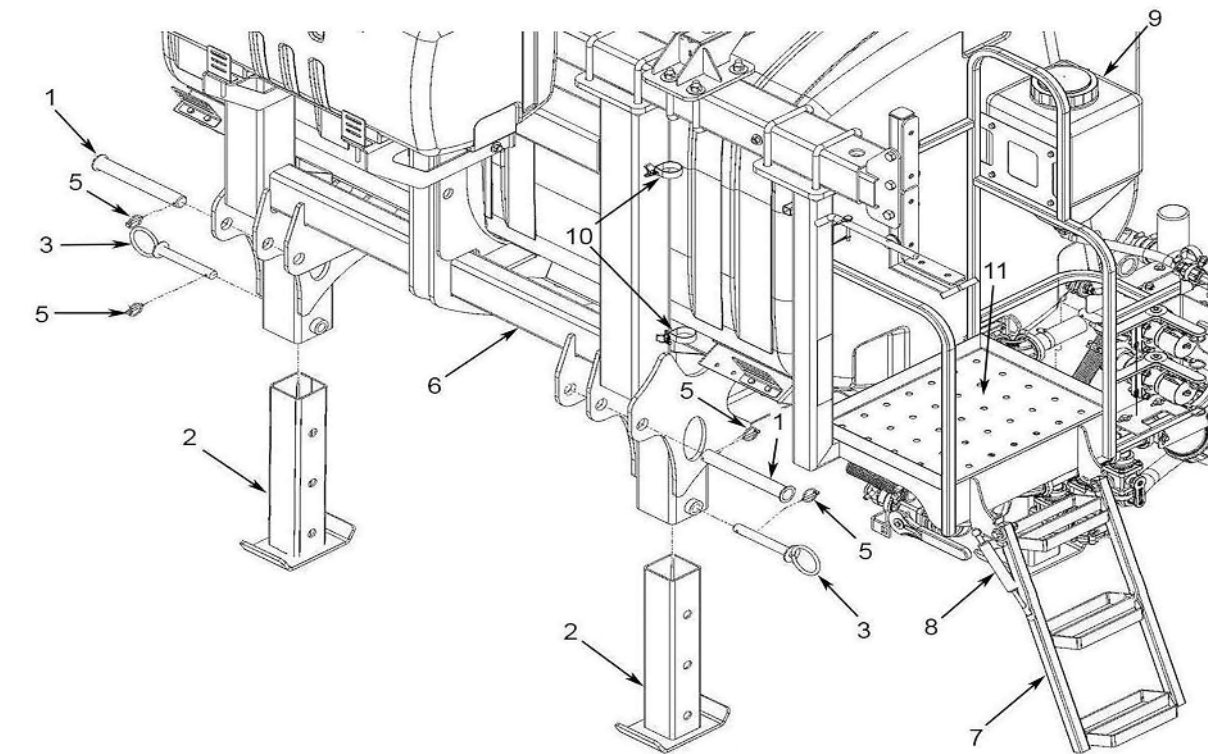


ILLUSTRATED PARTS LIST

953P Center Section Parts List

ITEM	PART NO.	QTY.	DESCRIPTION
1	105	4	BOLT HH 1/4 X 2-1/2 NC GR5 ZP
2	116	2	BOLT HH 5/16 X 1-1/2 NC GR5 ZP
3	118	2	BOLT HH 5-16 X 2-1/2 NC GR5 ZP
4	126	2	BOLT HH 3/8 X 1/2 NC GR5 ZP
5	128	2	BOLT HH 3/8 X 1 NC GR5 ZP
6	161	8	BOLT HH 1/2 X 5-1/2 NC GR5 ZP
7	187	4	BOLT HH 3/4 X 3-1/2 NC GR5 ZP
8	192	4	BOLT HH 3/4 X 6 NC GR5 ZP
9	199	2	BOLT HH 1 X 2-1/2 NC GR5 ZP
10	218	2	NUT, 1-8 HEX HEAD
11	227	28	NUT HH NYLOCK 1/4" NC ZP
12	236	4	NUT HH CENTERLOCK 5/16" NC ZP
13	237	2	NUT HH CENTERLOCK 3/8" NC ZP
14	239	8	NUT HH CENTERLOCK 1/2" NC ZP
15	241	8	NUT HH CENTERLOCK 3/4" NC ZP
16	258	2	WASHER FLAT 3/8 ZP
17	964	1	AGRICULTURAL SPRAYER SAFETY MA
18	596250	AR	LOCK WASHER, 3/8" MAGNI
19	7340	2	CYLINDER PIN, 1" WITH WASHER
20	7442	2	MOUNT, SPRING, OUTER
21	13304	1	PIN, CENTER PIVOT
22	13874	4	PIN, WING PIVOT
23	13875	2	SPRING ADJUSTMENT EYEBOLT
24	13876	2	MOUNT, SPRING BASE
25	13883	2	TUBE, CRADLE LOCK 9432
26	14296	2	COLLAR, 2" DOM
27	14300	2	PIN, MAIN WING
28	18267	2	BOLT ON HOSE HOLDER
29	21353L	1	STANDARD BOOM WING PIVOT
30	21353R	1	STANDARD BOOM WING PIVOT
31	22782	1	VERTICAL LIFT, 3PT
32	22877	1	3P LITE CENTER SECTION
33	23016	1	BRACKET, HOSE TRACK
34	530308	4	WASHER HEAVY 13/32 X 1 5/8
35	590011	2	SPRING, 7400 CENTER PIVOT
36	590026	2	BUMPER, 1X2-1/2" RUBBER, ROUND
37	590042	2	WASHER, THRUST 2-1/8" ID
38	590097	4	RUB PLATE
39	590812	24	SHCS 1/4-20X1-3/8 SS
40	740024	2	LIGHT AMBER PEDESTAL MOUNT LAMP
41	740025	2	LIGHT RED SURFACE MOUNT LIGHT ASSEMBLY
42	740031	1	MODULE SAFETY FLASHER
43	750076	12	PLASTIC SLIDE PAD
44	800014	5	DECAL, GREASE PIVOT POINTS
45	800111	1	DECAL RED/ORANGE NON-REFLECT
46	790010	2	SHOCK ABSORBER
47	800109	2	DECAL, RED REFLECTOR
48	27369	A/R	SHIM, 14 GAUGE THICK

Ladder, Stand & Hand Rinse Assembly



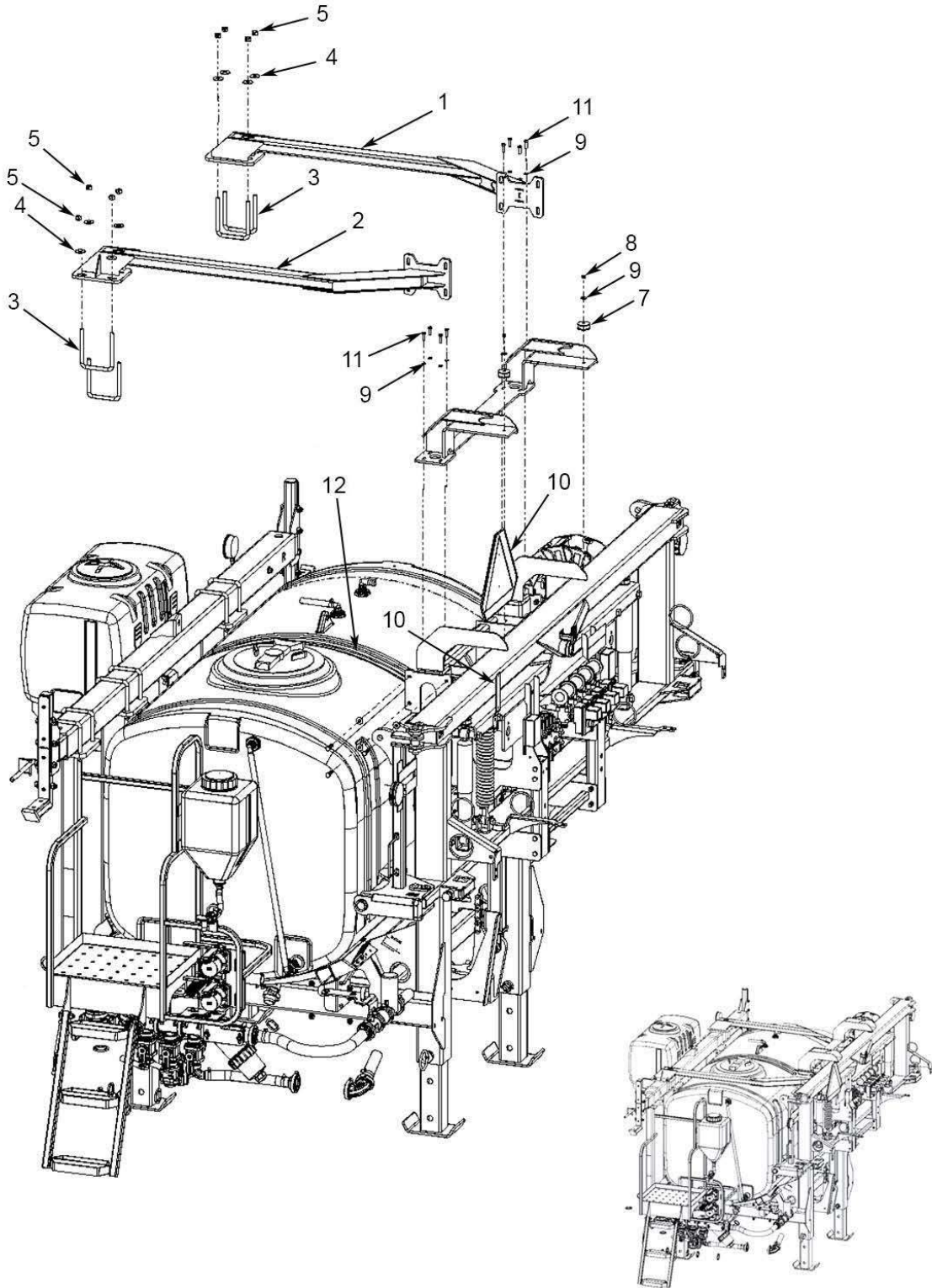


ILLUSTRATED PARTS LIST

Ladder, Stand & Hand Rinse Assembly Parts List

ITEM	PART NO.	QTY.	DESCRIPTION
1	22846	2	PIN, LOWER 3PT
1	28212	2	BUSHING, LOWER 3 PT, CAT 3 TO CAT 4, LONG
1	12128	2	BUSHING, LOWER 3 PT, CAT 3 TO CAT 4, SHORT
2	23099	4	STORAGE STAND
3	23102	4	PIN WITH RING
4	23110	1	500/750 GALLON 3PT BASE
5	710005	4	PIN, LYNCH, 1/4 X 1-3/4 -20025
6	23110	1	500/750 GALLON 3PT BASE
7	22788	1	LADDER
8	590010	1	SPRING, GAS 80#
9	570125	1	5 GALLON SQUARE TANK, YELLOW, HAND RINSE
10	540051	3	CLAMP HOSE 2" WITH 3/8" ID
11	23135	1	SERVICE PLATFORM
12	114	4	BOLT, 5/16 X 3/4 NC GR5 ZP
13	249	4	WASHER, LOCK 5/16" ZP
14	530040	1	3/4" MPT X 3/4" HOSE SHANK 90D
15	530013	2	1" EPDM GASKET FOR 1" & 1-1/4"
16	510008	AR	HOSE, 3/4" ID (1/8" WALL)
17	530230	1	3/4" MALE THREAD X 3/4" HOSE BARB
18	530235	1	COUPLER, 3/4" POLY PIPE
19	540016	1	CLAMP, STAINLESS 1-1/2" #24
20	510022	1	3/4" FLO-RITE FAUCET, CLEAR

Top Brace Assembly



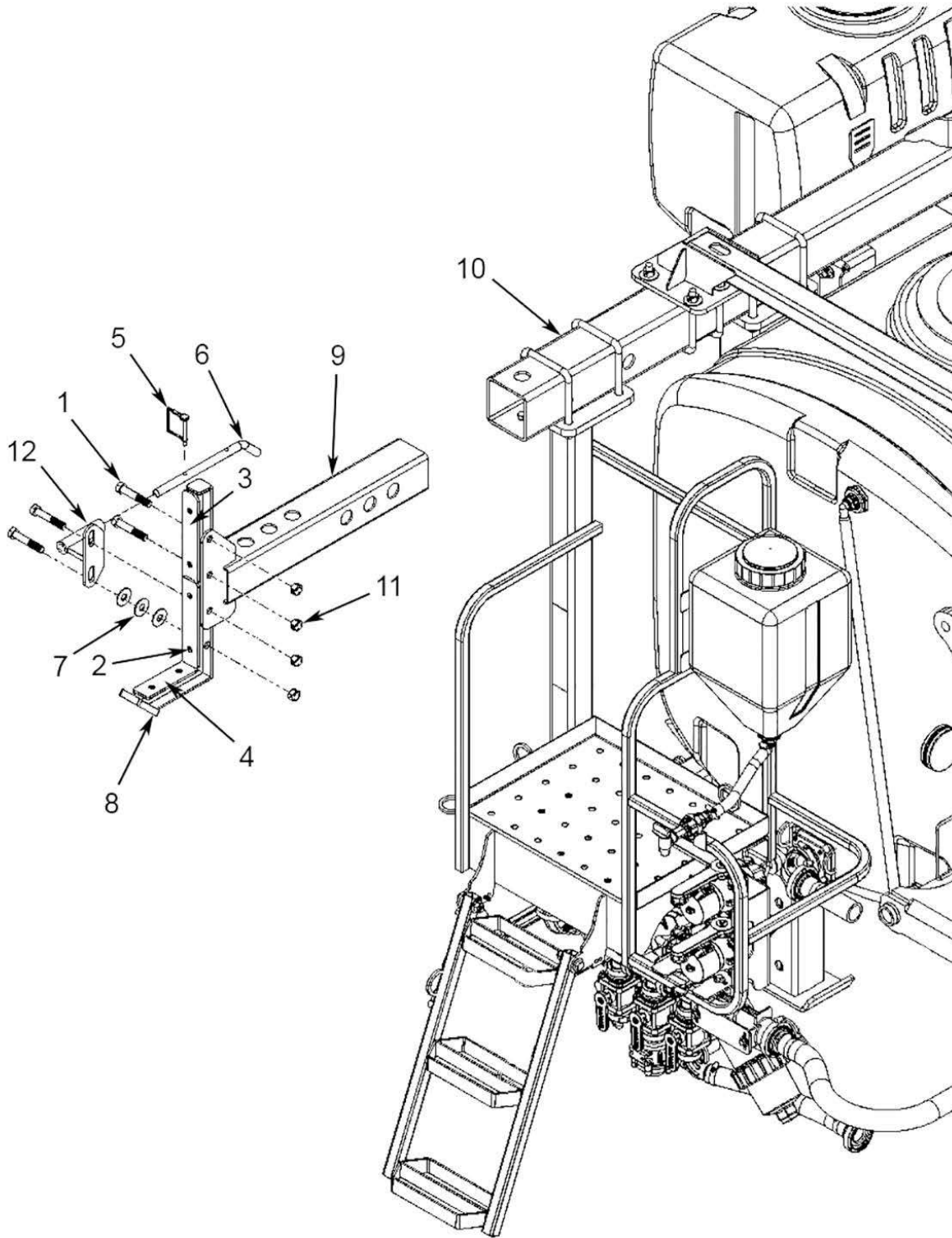


ILLUSTRATED PARTS LIST

Top Brace Assembly Parts List

ITEM	PART NO.	QTY.	DESCRIPTION
1	23122L	1	TOP BRACE, LH
2	23122R	1	TOP BRACE, RH
3	590287	12	U-BOLT 5 X 5 X 5/8 ZP
4	261	32	WASHER FLAT 5/8 ZP
5	240	32	NUT HH CENTERLOCK 5/8" NC ZP
6	22786	1	ROLL LOCK
7	590288	2	BUMPER 2" X 1"
8	237	15	NUT HH CENTERLOCK 3/8" NC ZP
9	258	34	WASHER FLAT 3/8 ZP
10	90SASMV	1	SUB-ASSEMBLY, SMV SIGN
11	616	8	BOLT HH 3/8-24 X1-1/4 GR5 ZP
12	14049	1	TANK HOOP, 500 GALLON
12	14144	1	TANK HOOP, 750 GALLON

Wing Rest Assembly



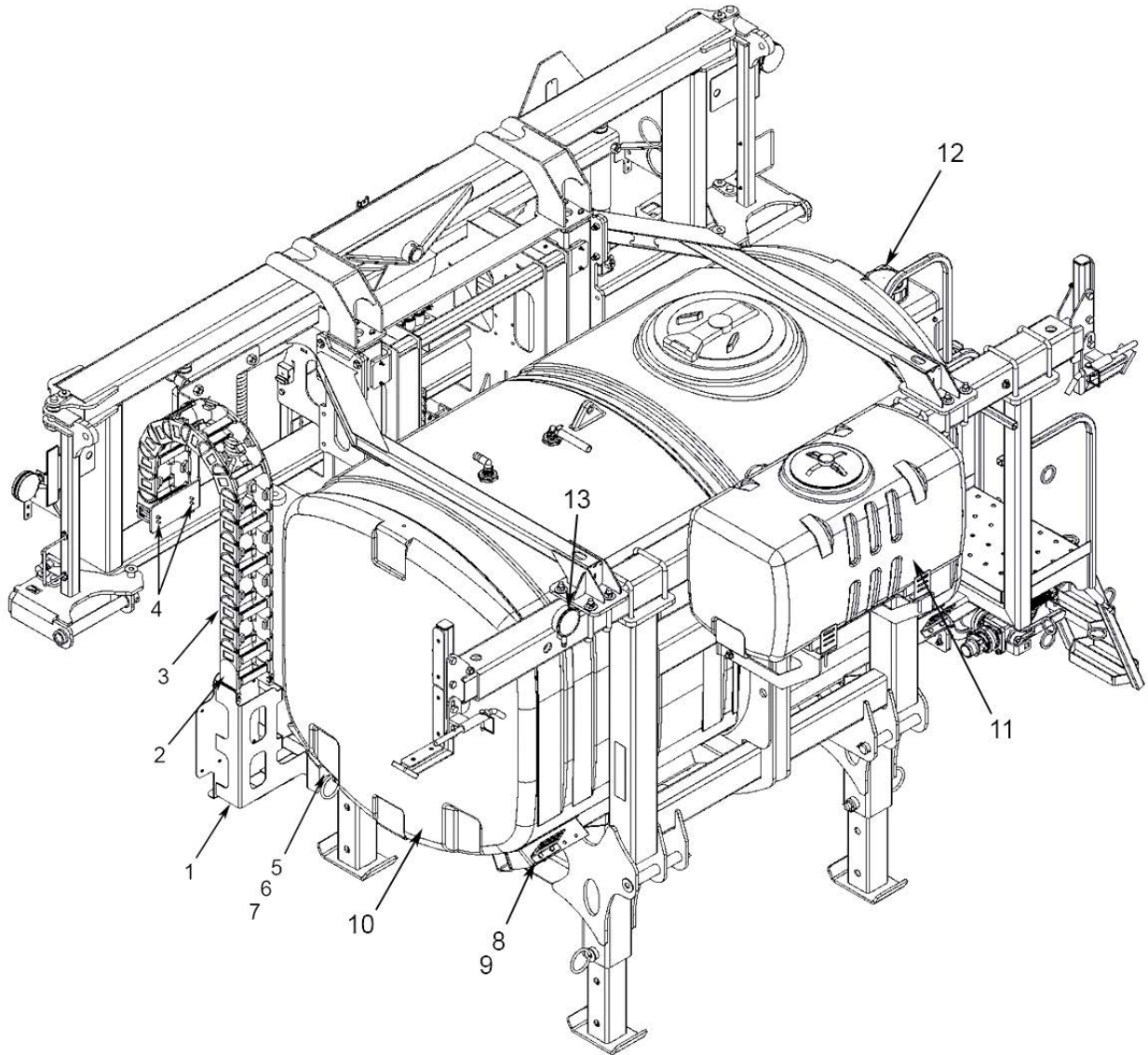


ILLUSTRATED PARTS LIST

Wing Rest Assembly Parts List

ITEM	PART NO.	QTY.	DESCRIPTION
1	173	10	BOLT HH 5/8 X 3-1/2 NC GR5 ZP
2	581	12	RIVET, 1/4" DRIVE
3	7783	4	RUB PLATE
4	590024	2	SADDLE BASE PAD
5	720001	3	PIN, SNAP
6	7618	2	SAFETY LATCH PIN
7	261	32	WASHER FLAT 5/8 ZP
8	14058	2	WING REST, 3P, ADJUSTABLE LEG
9	23092	2	WING REST
10	23090	1	WING REST, RECEIVER
11	240	32	NUT HH CENTERLOCK 5/8" NC ZP
12	12046	2	WING REST LOCK, BOLT ON

Tanks & Gauge Assembly



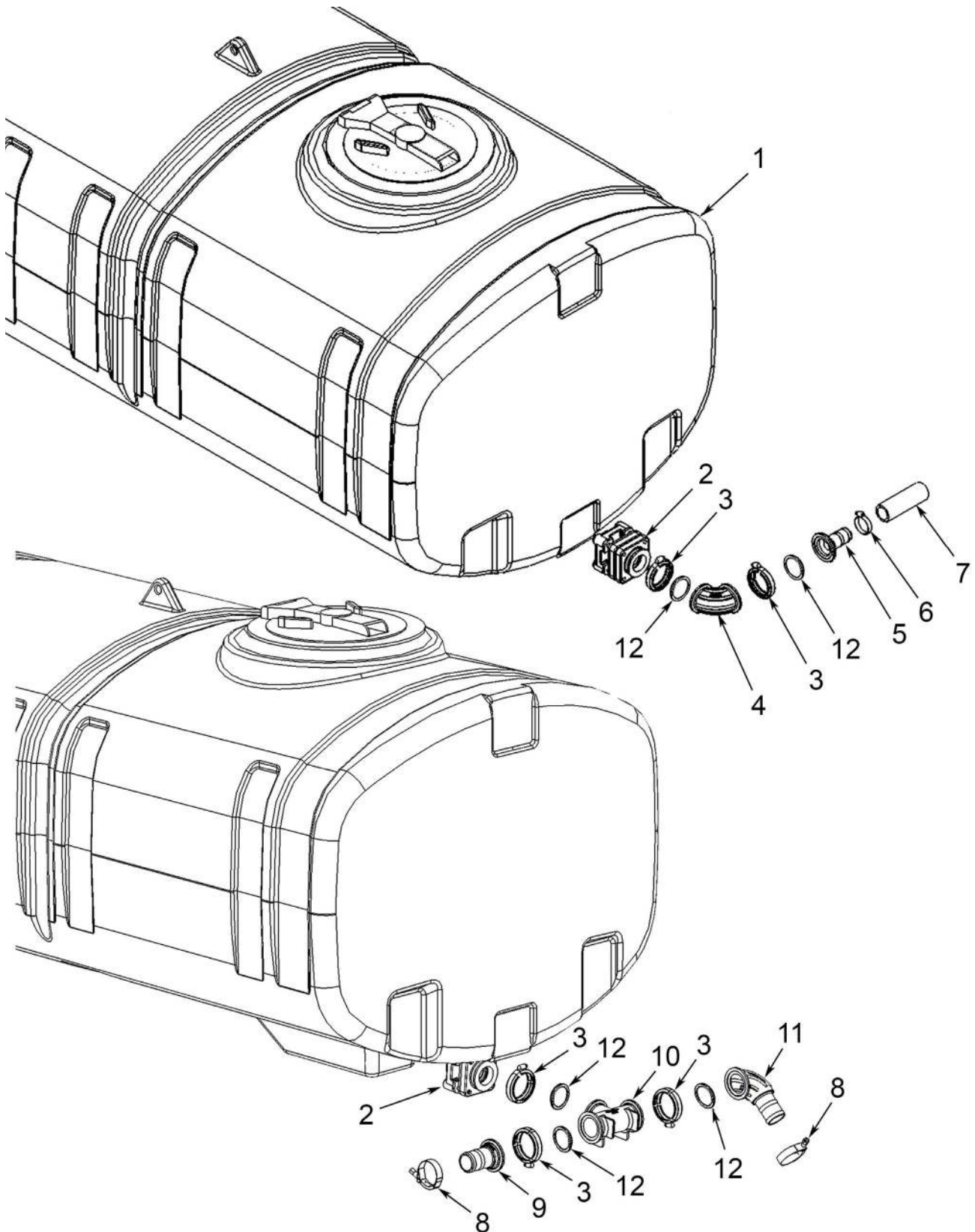


ILLUSTRATED PARTS LIST

Tanks & Gauge Assembly Parts List

ITEM	PART NO.	QTY.	DESCRIPTION
1	23163	1	HOSE TRACK
2	750080	1	PIVOTING BRACKET SET
3	750079	5	E-CHAIN
4	121	8	BOLT HH 5/16 X 4 NC GR5 ZP
5	128	4	BOLT HH 3/8 X 1 NC GR5 ZP
6	258	4	WASHER FLAT 3/8 ZP
7	229	4	NUT HH NYLOCK 3/8" NC ZP
8	3019	4	BUCKLE, 4"
9	580000	20	WEBBING, POLY, 4" WIDE, BLACK
10	570136	1	TANK 500 GALLON CROP CARE, YELLOW
10	570043	1	TANK 500 GALLON CROP CARE, WHITE
10	570137	1	TANK 750 GALLON CROP CARE, YELLOW
10	570101	1	TANK 750 GALLON CROP CARE, WHITE
11	570033	1	TANK PCO 50 GALLON, WHITE
11	570034	1	TANK PCO 50 GALLON, YELLOW
12	570125	1	5 GALLON SQUARE TANK, YELLOW
13	790020	1	GAUGE, FAST LOGO, 160PSI

Product Tank Fittings



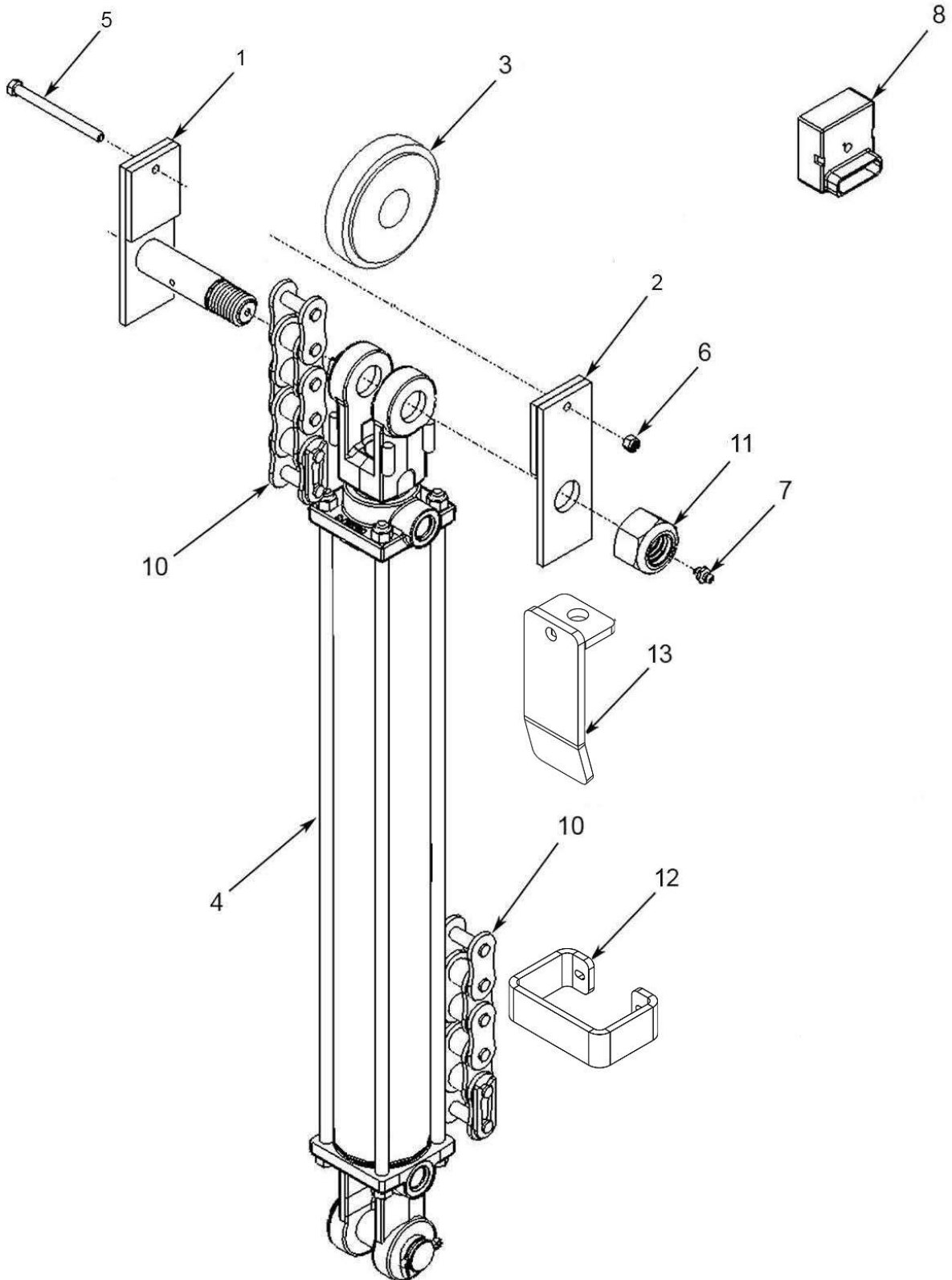


ILLUSTRATED PARTS LIST

Product Tank Fittings Parts List

ITEM	PART NO.	QTY.	DESCRIPTION
1	570136	1	TANK 500 GALLON CROP CARE, YELLOW
1	570043	1	TANK 500 GALLON CROP CARE, WHITE
1	570137	1	TANK 750 GALLON CROP CARE, YELLOW
1	570101	1	TANK 750 GALLON CROP CARE, WHITE
2	530119	1	2" FULL PORT MANIFOLD FLANGE, BOTTOM DRAIN - EPD
3	540002	5	CLAMP, 2" FULL WORM SCREW
4	530386	1	2" FULL PORT FLANGE X FLANGE SWEEP
5	530100	1	MANIFOLD, HOSE BARB, 2" x 1.5" HOSE BARB
6	540016	1	CLAMP, STAINLESS STEEL, 1-1/2"
7	510014	AR	HOSE, 1-1/2" EPDM
8	540008	2	CLAMP, 2" T-BOLT, HOSE 2.87" MINIMUM
9	530103	1	2" FULL PORT FLANGE X 2" HOSE BARB
10	530110	1	2" MANIFOLD TEE - 220 SERIES
11	530334	1	2" FULL PORT FLANGE X HOSE SHANK SWEEP
12	530019	5	2" EPDM GASKET

Tree Lift Cylinder Assembly & Flasher Module





ILLUSTRATED PARTS LIST

Tree Lift Cylinder Assembly & Flasher Module Parts List

ITEM	PART NO.	QTY.	DESCRIPTION
1	6303	1	MOUNT PLATE, ROLLER WITH SHAFT
2	6304	1	MOUNT PLATE, ROLLER
3	6306	1	ROLLER, CHAIN
4	620080	1	CYLINDER 25TH20-125 ORB IN-LINE B
5	107	1	BOLT, HH 1/4 X 3-1/2 NC GR5 ZP
6	227	1	NUT, NYLOCK 1/4" NC ZP
7	756	1	GREASE ZERK
8	740031	1	MODULE SAFETY FLASHER
9	6300	1	SPACER CHAIN RETAINER
10	590292	1	CHAIN. 10' WITH TWO CONNECTOR LINKS
11	234	1	NUT, HH NYLOCK 1" NC ZP
12	28247	1	BRACKET, CHAIN GUIDE
13	28250	1	TOP CHAIN GUIDE

Decals



1



2



3



4



5



6



7



8




9



10



11



12



13

HYDRAULIC HOSE KEY	
COLOR	SPRAYER DESCRIPTION OF USE
Red	Pump Pressure
Yellow	Pump Return
Green	Main Fold Pressure
Blue	Main Fold Return

14

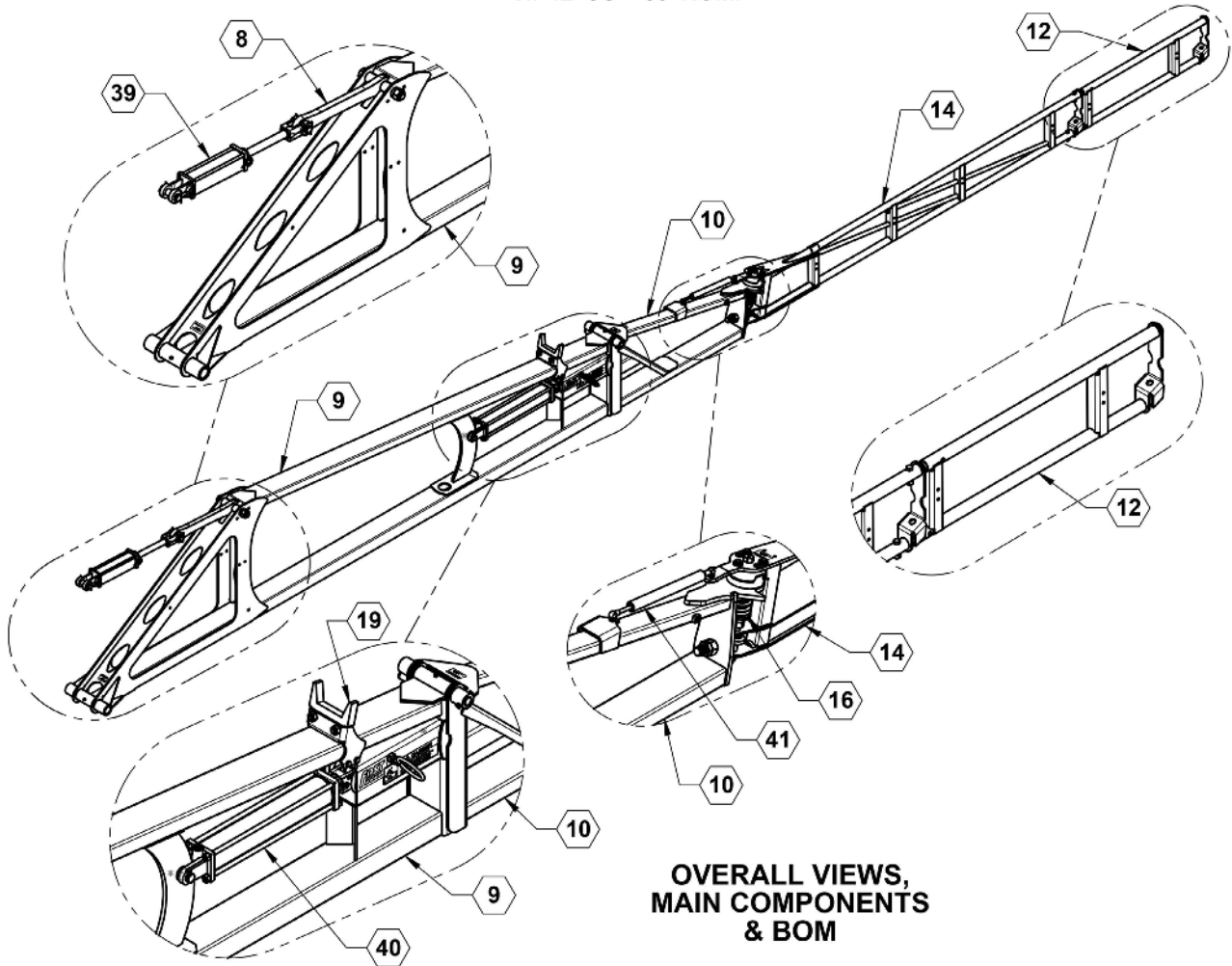
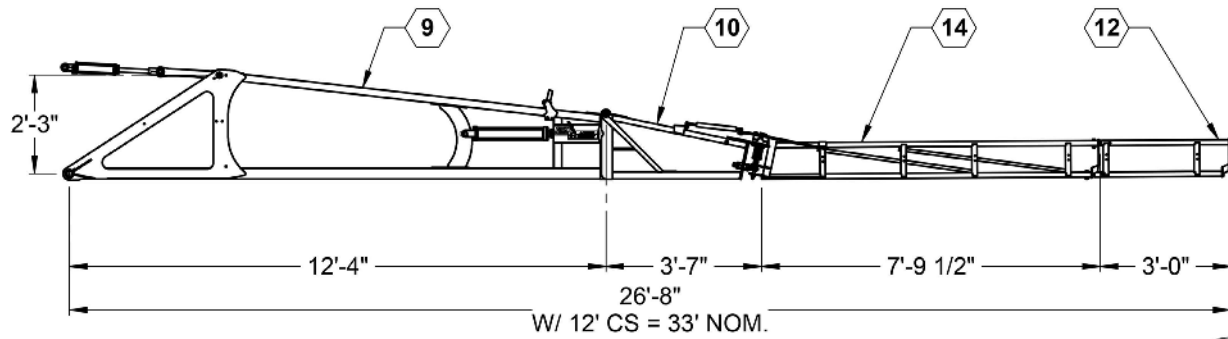


ILLUSTRATED PARTS LIST

Decals Parts List

ITEM	PART NO.	QTY.	DESCRIPTION
1	800002	1	DECAL, CAUTION WITH YELLOW STRIP
2	800003	1	DECAL, WARNING FALLING HAZARD
3	800004	1	DECAL, WARNING HIGH PRESSURE
4	800006	1	DECAL, DANGER ELECTROCUTION HAZARD
5	800007	1	DECAL, DANGER CHEMICAL HAZARD
6	800009	1	DECAL, WARNING OVERHEAD HAZARD
7	800010	2	DECAL, WARNING INSTALL PIN
8	800021	1	DECAL, FAST SPRAYERS LOGO BLACK/GREEN
9	800080	2	DECAL, FAST 6"X12.5" BLACK/GRAY
10	800110	4	DECAL, AMBER REFLECTOR
11	800193	1	DECAL, 9553P SILVER
12	800189	1	DECAL, 9573P SILVER
13	800282	1	DECAL, DO NOT RUN PUMP DRY, DAMAGE MAY OCCUR
14	800208	1	DECAL, HYDRAULIC HOSE KEY

Wings - 60 & 66 Foot Boom



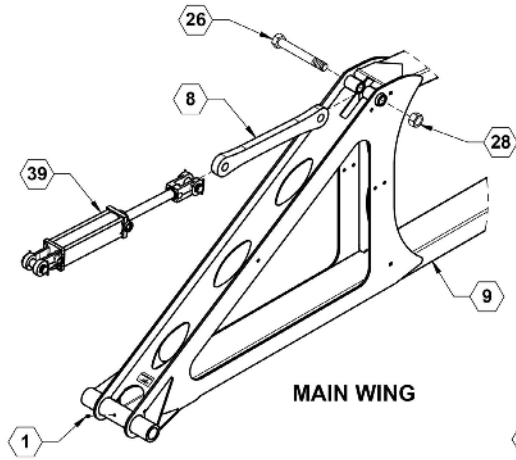


ILLUSTRATED PARTS LIST

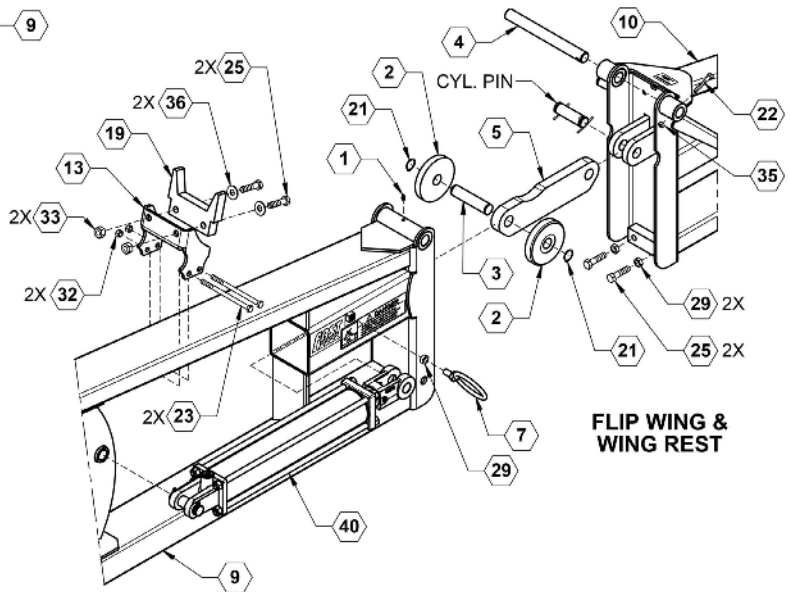
Wings - 60 & 66 Boom Parts List

ITEM	PART NO.	QTY.	DESCRIPTION
8	14149	1	LINK, WING TILT
9	14205	1	WING, MAIN 60'
10	14215	1	60' & 66' WING, FLIP
10	14660	1	60' WING, FLIP, 9600N
10	14666	1	66' WING, FLIP, 9600N
12	14627	1	3' ALUMINUM EXTENSION FOR 66' BOOM
14	18300	1	WELDMENT, 93" BREAKAWAY
16	590006	1	SPRING, COMPRESSION
19	590099	1	REST, WING
39	620023	1	CYLINDER, 25TD08-112 WING TILT
40	620057	1	CYLINDER, 30THC16.00-150 FLIP WING
41	790028	1	SHOCK, BREAKAWAY, HEAVY
	800014	4	DECAL, GREASE PIVOT POINTS
	800020	1	DECAL, FAST LOGO BLACK/GRAY
	800106	2	DECAL, DANGER-STAND CLEAR
	800110	3	DECAL, AMBER REFLECTOR

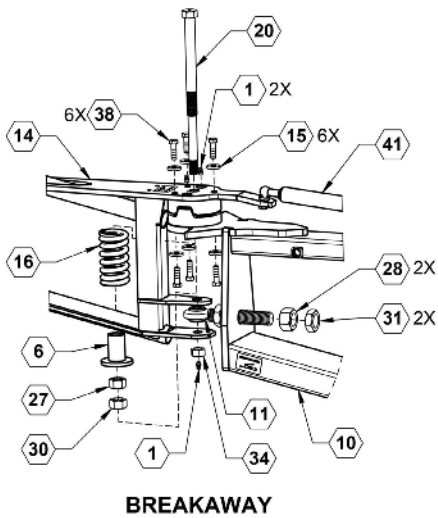
Wings - 60 & 66 Foot Boom



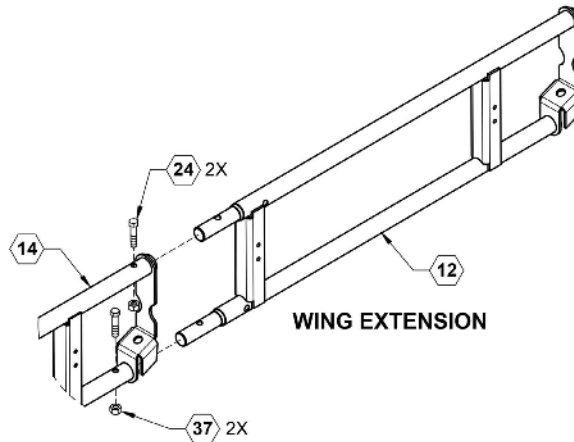
MAIN WING



FLIP WING & WING REST



BREAKAWAY



WING EXTENSION

EXPLODED PARTS VIEWS

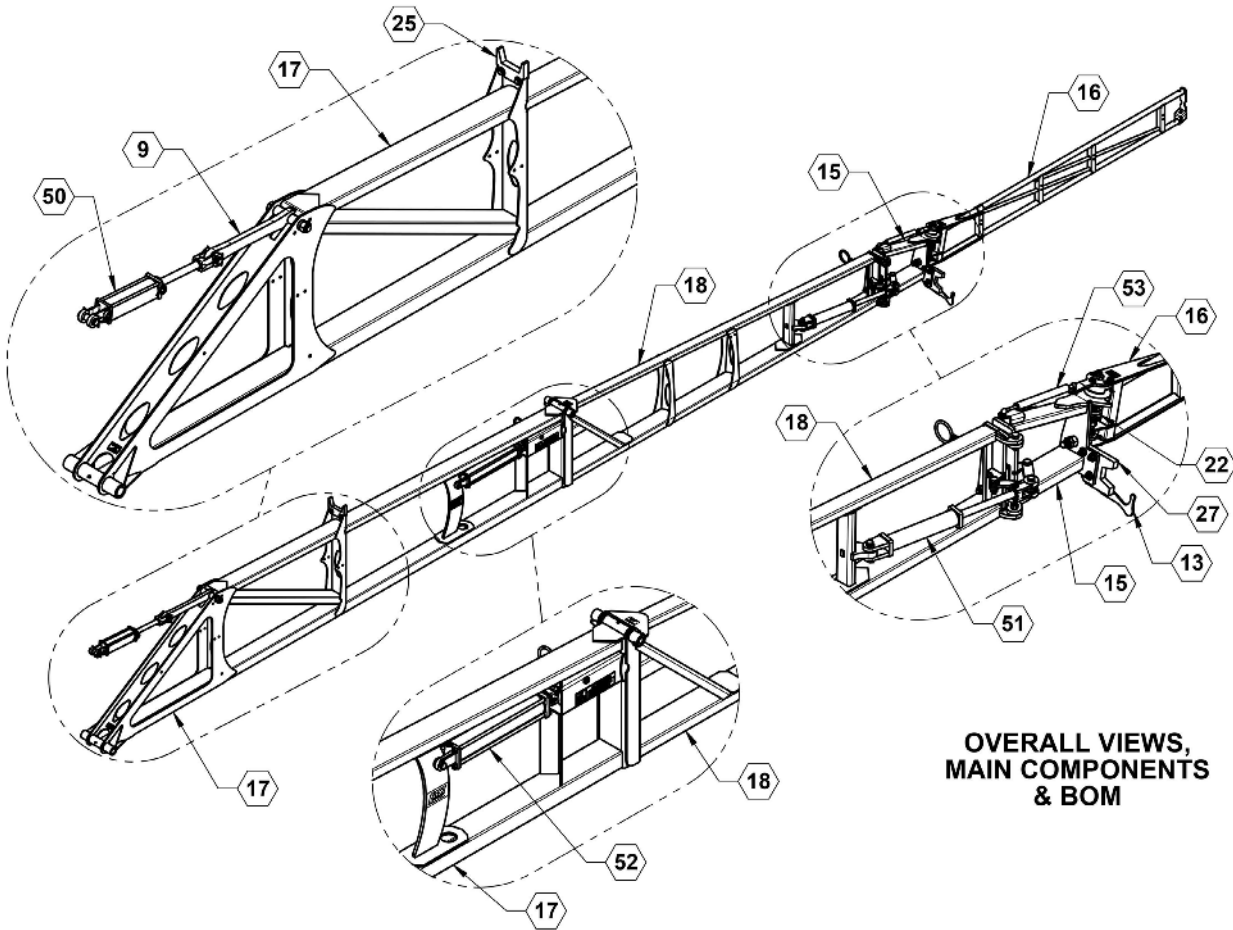
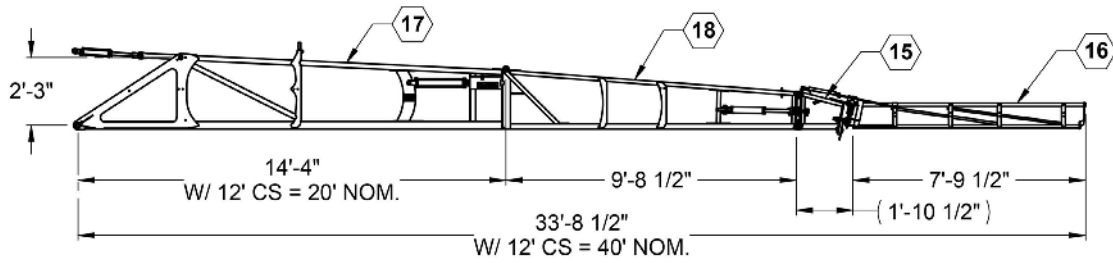


ILLUSTRATED PARTS LIST

Wings - 60 & 66 Boom Parts List

ITEM	PART NO.	QTY.	DESCRIPTION
1	759	5	ZERK, 1/4-28 STRAIGHT
2	7668	2	ROLLER, WING, MACHINED
3	7669	1	PIN, ROLLER, 1"
4	9468	1	PIN, FLIP WING
5	9514	1	ARM, FLIP WING
6	14013	1	SPRING GUIDE
7	14146	1	BRACKET, HOSE RING
8	14149	1	LINK, WING TILT
9	14205	1	WING, MAIN 60'
10	14215	1	60' & 66' WING, FLIP
10	14660	1	60' WING, FLIP, 9600N
10	14666	1	66' WING, FLIP, 9600N
11	14575	1	BALL JOINT, ADJUSTMENT
12	14627	1	3' ALUMINUM EXTENSION
13	14725	1	FLIP WING STOP MOUNT
14	18300	1	WLDMNT, 93" BREAKAWAY
15	530309	6	WASHER, FLAT HEAVY 13/32 X 1
16	590006	1	SPRING, COMPRESSION
19	590099	1	REST, WING
20	590112	1	BOLT, BREAKAWAY
21	590180	2	SNAP RING 1" EXTERNAL
22	596117M	1	BOLT, HH 5/16-18X2 GR5 MAGNI
24	596142M	2	BOLT, HH 7/16X2 GR5 MAGNI
25	596154M	4	BOLT, HH 1/2-13X2 GR5 MAGNI
26	596209M	1	BOLT, HH 1-8X7-1/2 GR5 MAGNI
27	596217M	1	NUT, HEX 3/4-10 G5 MAGNI
28	596218M	3	NUT, HEX 1-8 MAGNI
29	596223M	3	NUT, HEX JAM 1/2-13 MAGNI
30	596225M	1	NUT, HEX JAM 3/4-10 GR8 MAGNI
31	596226M	2	NUT, HEX JAM 1-8 MAGNI
32	596229M	2	NUT, HEX NYLOCK 3/8-16 MAGNI
33	596231M	2	NUT, HEX NYLOCK 1/2-13 MAGNI
34	596232M	1	NUT, HEX NYLOCK 5/8-11 MAGNI
35	596236M	1	NUT, CENTERLOCK, 5/16-18 MAGNI
36	596260M	2	WASHER, FLAT 1/2 MAGNI
37	596625M	2	NUT, TOPLOCK 7/16-14 MAGNI
38	596633M	6	BOLT, HH 3/8-24X1-1/4 GR8 MAGNI
39	620023	1	CYLINDER, 25TD08-112 WING TILT
40	620057	1	CYLINDER, 30THC16.00-150 FLIP WING
41	790028	1	SHOCK, BREAKAWAY, HEAVY

Wings - Tri-Fold 40/80 Foot Boom



**OVERALL VIEWS,
MAIN COMPONENTS
& BOM**



ILLUSTRATED PARTS LIST

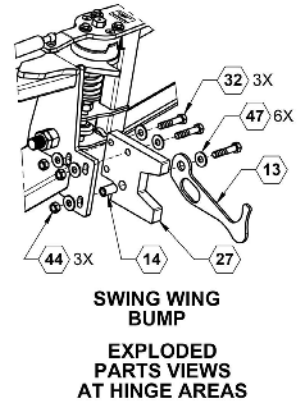
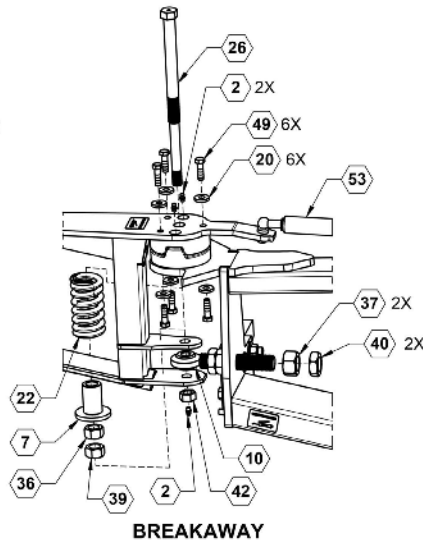
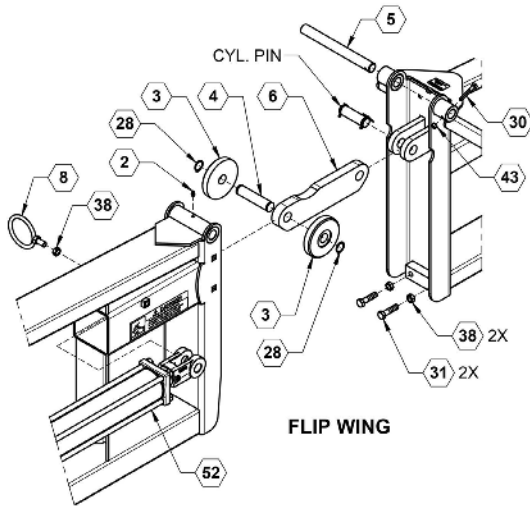
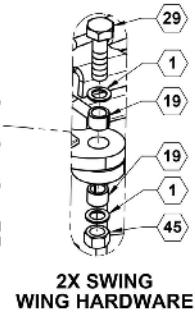
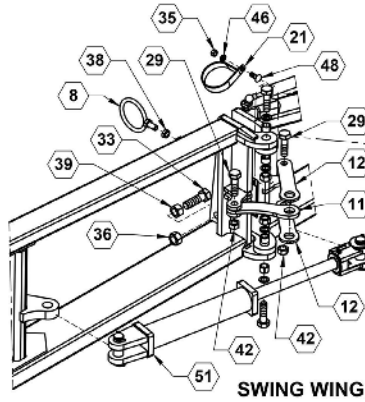
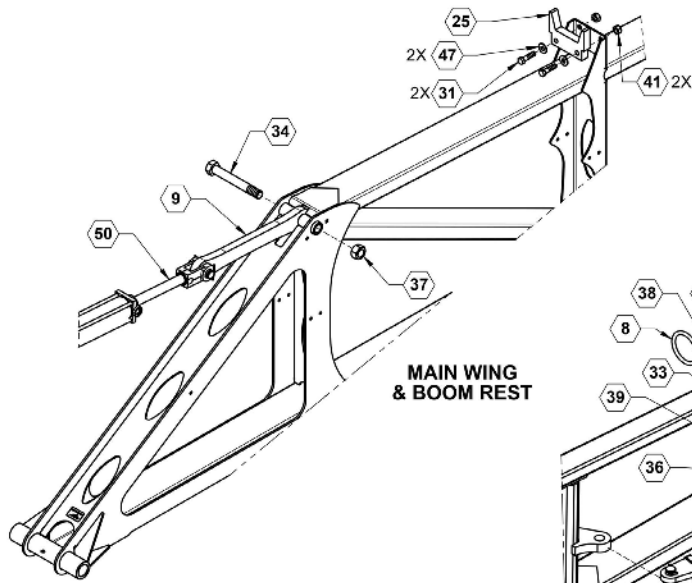
Wings - Tri-Fold 40/80 Foot Boom Parts List

ITEM	PART NO.	QTY.	DESCRIPTION
9	14149	1	LINK, WING TILT
13	14746	1	LOCK, SWING WING
15	14825L	1	LH SWING WING, 80', 9600N
15	14825R	1	RH SWING WING, 80', 9600N
16	18300	1	WELDMENT, 93" BREAKAWAY
17	22970	1	WING, MAIN, 80' & 100' BOOM
18	22972L	1	WING, FLIP, LH, 80/40 FT BOOM
18	22972R	1	WING, FLIP, RH, 80/40 FT BOOM
22	590006	1	SPRING, COMPRESSION
25	590099	1	REST, WING
27	590405	1	BUMP, SWING WING
50	620023	1	CYLINDER, 25TD08-112 WING TILT
51	620034	1	CYLINDER, 20TD10.00-112
52	620057	1	CYLINDER, 30THC16.00-150 FLIP WING
53	790028	1	SHOCK, BREAKAWAY, HEAVY
	800014	4	DECAL, GREASE PIVOT POINTS
	800020	1	DECAL, FAST LOGO BLACK/GRAY
	800105	1	DECAL, WARNING-STAND CLEAR
	800106	2	DECAL, DANGER-STAND CLEAR
	800110	3	DECAL, AMBER REFLECTOR



ILLUSTRATED PARTS LIST

Wings - Tri-Fold 40/80 Foot Boom



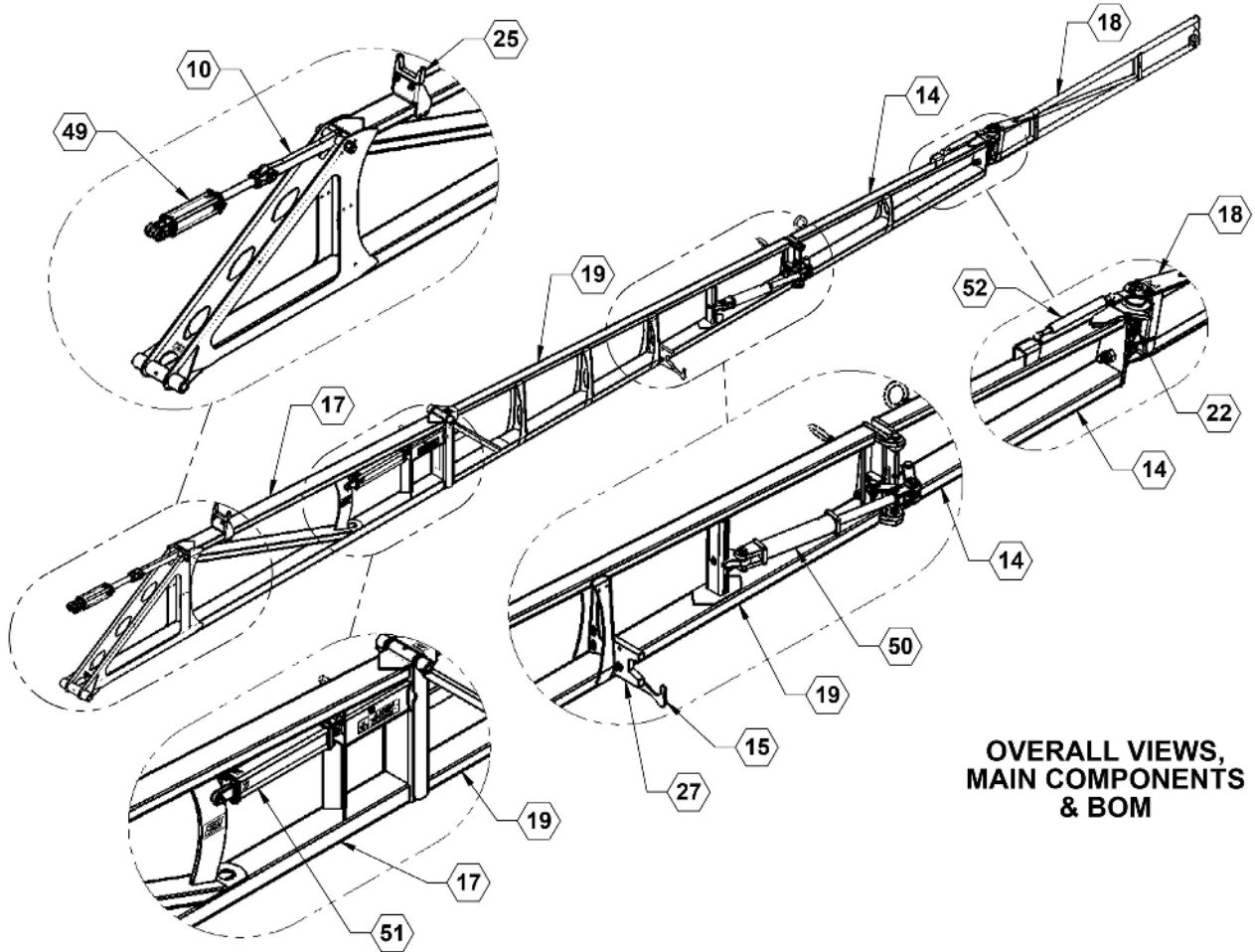
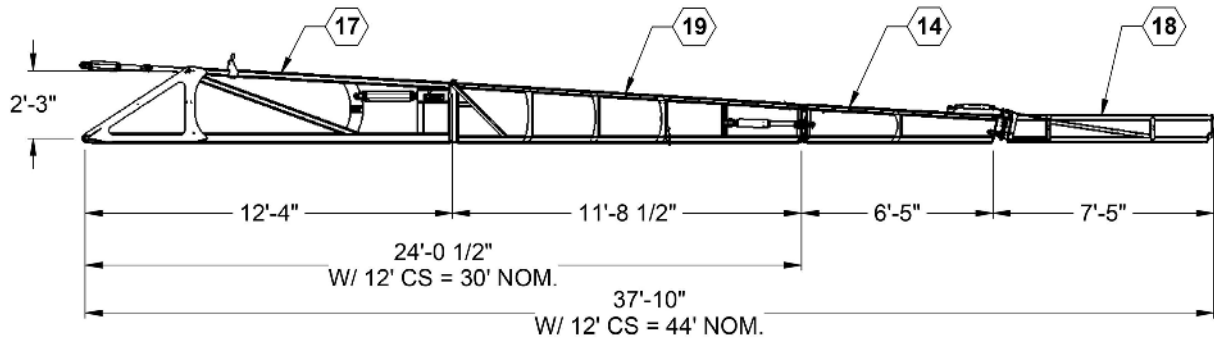


ILLUSTRATED PARTS LIST

Wings - Tri-Fold 40/80 Foot Boom Parts List

ITEM	PART NO.	QTY.	DESCRIPTION
1	568	4	BUSHING, MACHINED
2	759	5	ZERK, 1/4-28 STRAIGHT
3	7668	2	ROLLER, WING, MACHINED
4	7669	1	PIN, ROLLER, 1"
5	9468	1	PIN, FLIP WING
6	9514	1	ARM, FLIP WING
7	14013	1	SPRING GUIDE
8	14146	2	BRACKET, HOSE RING
9	14149	1	LINK, WING TILT
10	14575	1	BALL JOINT, ADJUSTMENT
11	14642	1	LINK, MIDDLE SCISSORS
12	14643	2	LINK, OUTSIDE SANDWICH
13	14746	1	LOCK, SWING WING
14	14747	1	SWING WING BUMP BUSHING
19	530307	4	BUSHING, CONEX
20	530309	6	WASHER, FLAT HEAVY 13/32 X 1
21	540052	1	P-CLAMP, 3" W/3/8" HOLE
22	590006	1	SPRING, COMPRESSION
25	590099	1	REST, WING
26	590112	1	BOLT, BREAKAWAY
27	590405	1	BUMP, SWING WING
28	590180	2	SNAP RING 1" EXTERNAL
29	596846M	4	BOLT, SHOULDER, 5/8 X 1.25" MAGNI
29	596845M	4	BOLT, SHOULDER, 5/8 X 1.63" MAGNI
30	596117M	1	BOLT, HH 5/16-18X2 GR5 MAGNI
31	596154M	4	BOLT, HH 1/2-13X2 GR5 MAGNI
32	596155M	3	BOLT, HH 1/2-13X2-1/2 GR5 MAGNI
33	596185M	1	BOLT, HH 3/4-10X2-1/2 MAGNI
34	596209M	1	BOLT, HH 1-8X7-1/2 GR5 MAGNI
35	596213M	1	NUT, HEX 3/8-16 MAGNI
36	596217M	2	NUT, HEX 3/4-10 G5 MAGNI
37	596218M	3	NUT, HEX 1-8 MAGNI
38	596223M	4	NUT, HEX JAM 1/2-13 MAGNI
39	596225M	2	NUT, HEX JAM 3/4-10 GR8 MAGNI
40	596226M	2	NUT, HEX JAM 1-8 MAGNI
41	596231M	2	NUT, HEX NYLOCK 1/2-13 MAGNI
42	596232M	3	NUT, HEX NYLOCK 5/8-11 MAGNI
43	596236M	1	NUT, CENTERLOCK, 5/16-18 MAGNI
44	596239M	3	NUT, CENTERLOCK, 1/2-13 MAGNI
45	596240M	2	NUT, CENTERLOCK, 5/8-11 MAGNI
46	596250M	1	LOCKWASHER 3/8 MAGNI
47	596260M	8	WASHER, FLAT 1/2 MAGNI
48	596592M	1	BOLT, CARRIAGE 3/8-16 X 1 MAGNI
49	596633M	6	BOLT, HH 3/8-24X1-1/4 GR8 MAGNI
50	620023	1	CYLINDER, 25TD08-112 WING TILT
51	620034	1	CYLINDER, 20TD10.00-112
52	620057	1	CYLINDER, 30THC16.00-150 FLIP WING

Wings - Tri-Fold 60/88 Foot Boom



**OVERALL VIEWS,
MAIN COMPONENTS
& BOM**

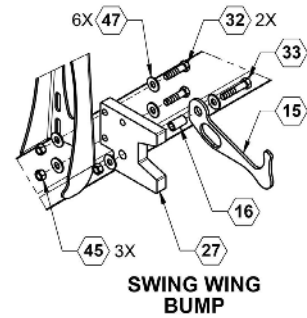
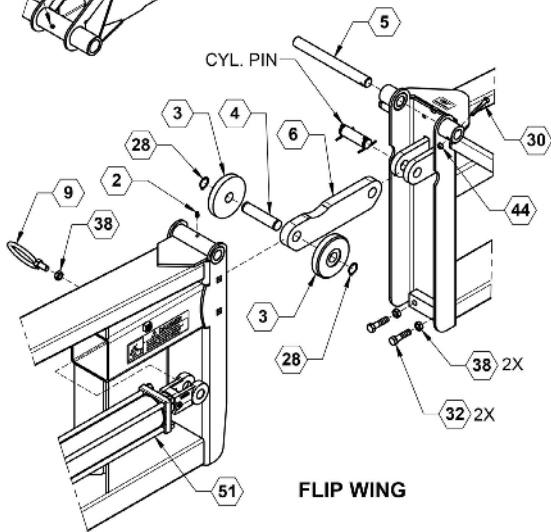
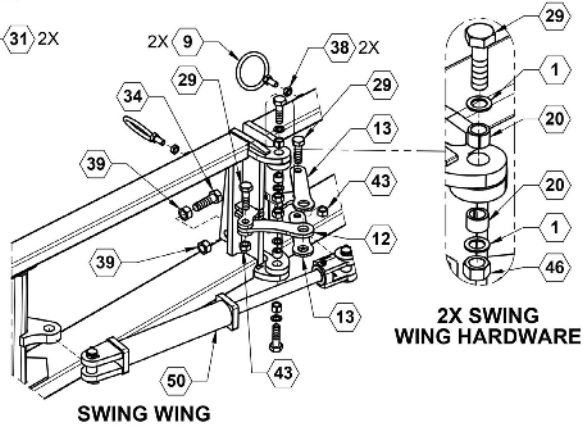
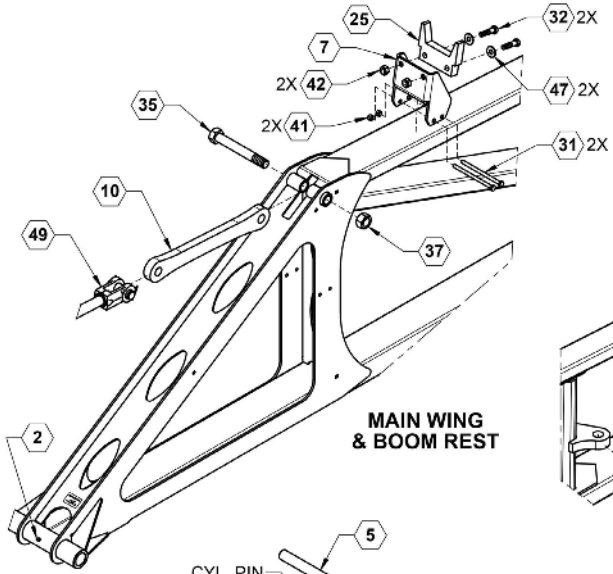


ILLUSTRATED PARTS LIST

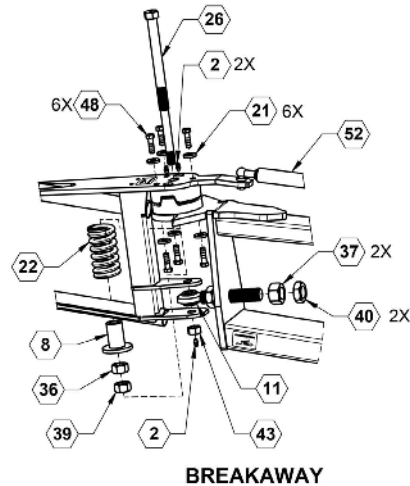
Wings - Tri-Fold 60/88 Boom Parts List

ITEM	PART NO.	QTY.	DESCRIPTION
10	14149	1	LINK, WING TILT
14	14715L	1	WING, LH SWING
14	14715R	1	WING, RH SWING
15	14746	1	LOCK, SWING WING
17	14750	1	MAIN WING, 9600N
18	14850	1	BREAKAWAY 83", WELDMENT
19	22969L	1	WING, FLIP, LH, 90FT BOOM
19	22969R	1	WING, FLIP, RH, 90FT BOOM
22	590006	1	SPRING, COMPRESSION
25	590099	1	REST, WING
27	590405	1	BUMP, SWING WING
49	620023	1	CYLINDER, 25TD08-112
50	620034	1	CYLINDER, 20TD10.00-112
51	620057	1	CYLINDER, 30THC16.00-150
52	790028	1	SHOCK, BREAKAWAY, HEAVY
	800014	4	DECAL, GREASE PIVOT POINTS
	800020	1	DECAL, FAST LOGO BLACK/GRAY
	800105	1	DECAL, WARNING-STAND CLEAR
	800106	2	DECAL, DANGER-STAND CLEAR
	800110	3	DECAL, AMBER REFLECTOR

Wings - Tri-Fold 60/88 Foot Boom



EXPLODED PARTS VIEWS AT HINGE AREAS



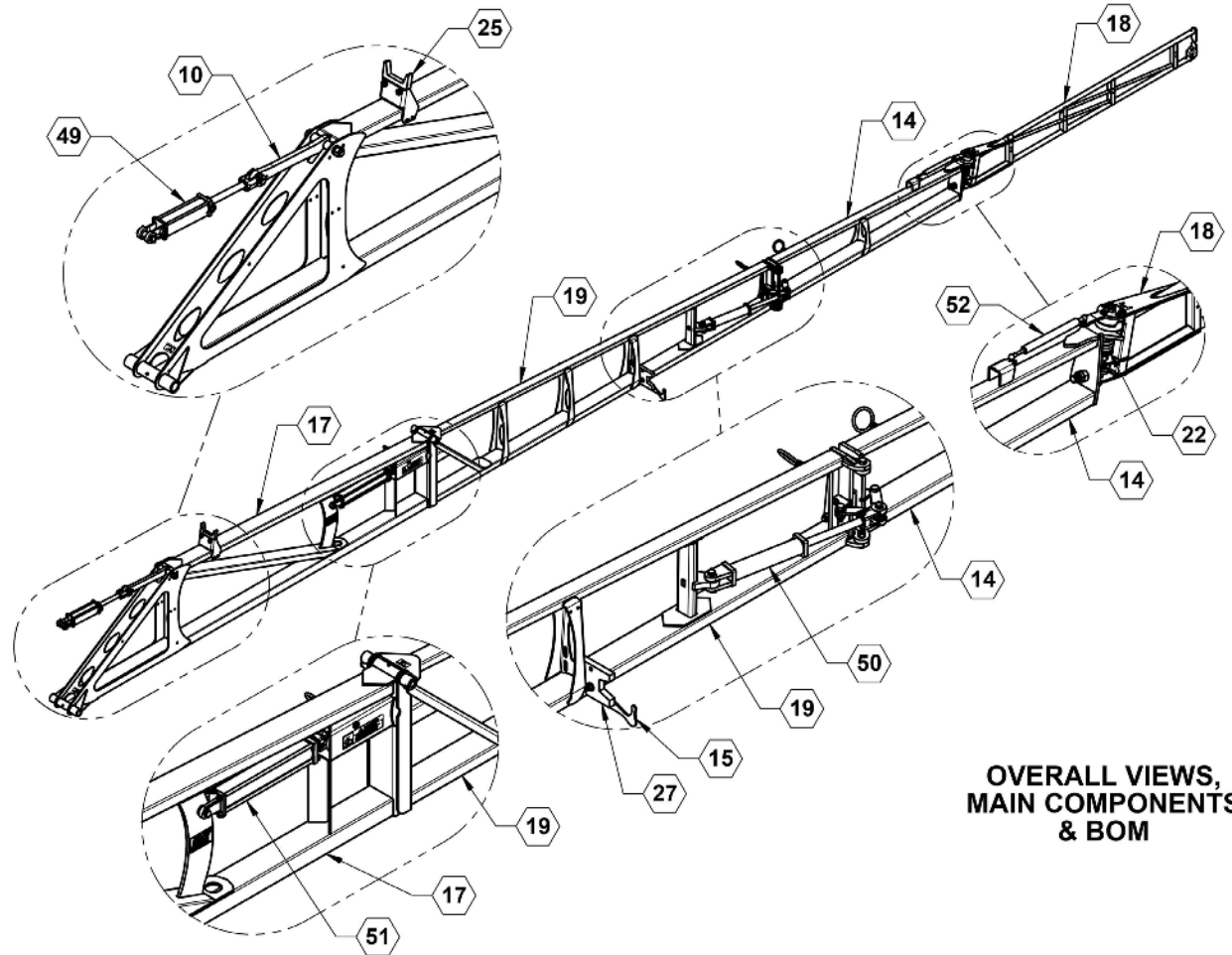
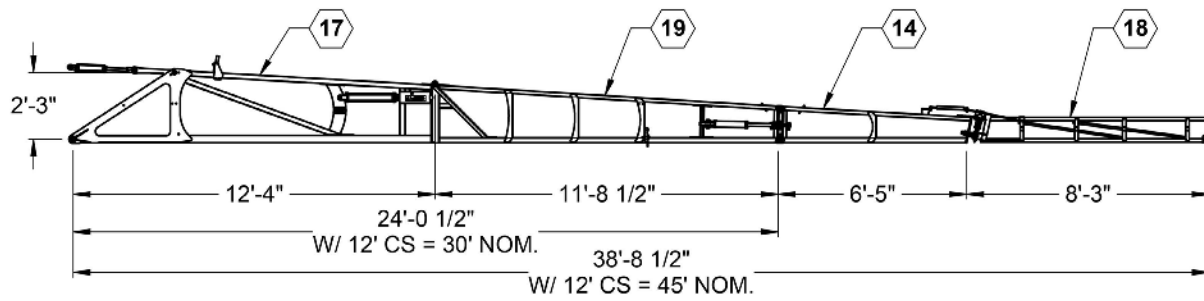


ILLUSTRATED PARTS LIST

Wings - Tri-Fold 60/88 Boom Parts List

ITEM	PART NO.	QTY.	DESCRIPTION
1	568	4	BUSHING, MACHINED
2	759	5	ZERK, 1/4-28 STRAIGHT
3	7668	2	ROLLER, WING, MACHINED
4	7669	1	PIN, ROLLER, 1"
5	9468	1	PIN, FLIP WING
6	9514	1	ARM, FLIP WING
7	12206	1	BRACKET, BOLT ON WING REST
8	14013	1	SPRING GUIDE
9	14146	3	BRACKET, HOSE RING
10	14149	1	LINK, WING TILT
11	14575	1	BALL JOINT, ADJUSTMENT
12	14642	1	LINK, MIDDLE SCISSORS
13	14643	2	LINK, OUTSIDE SANDWICH
15	14746	1	LOCK, SWING WING
16	14747	1	SWING WING BUMP BUSHING
20	530307	4	BUSHING, CONEX
21	530309	6	WASHER, FLAT HEAVY 13/32 X 1
22	590006	1	SPRING, COMPRESSION
25	590099	1	REST, WING
26	590112	1	BOLT, BREAKAWAY
27	590405	1	BUMP, SWING WING
28	590180	2	SNAP RING 1" EXTERNAL
29	596846M	4	BOLT, SHOULDER, 5/8 X 1.25" MAGNI
29	596845M	4	BOLT, SHOULDER, 5/8 X 1.63" MAGNI
30	596117M	1	BOLT, HH 5/16-18X2 GR5 MAGNI
31	596138M	2	BOLT, HH 3/8-16X6 GR5 MAGNI
32	596154M	6	BOLT, HH 1/2-13X2 GR5 MAGNI
33	596155M	1	BOLT, HH 1/2-13X2-1/2 GR5 MAGNI
34	596185M	1	BOLT, HH 3/4-10X2-1/2 MAGNI
35	596209M	1	BOLT, HH 1-8X7-1/2 GR5 MAGNI
36	596217M	1	NUT, HEX 3/4-10 G5 MAGNI
37	596218M	3	NUT, HEX 1-8 MAGNI
38	596223M	5	NUT, HEX JAM 1/2-13 MAGNI
39	596225M	3	NUT, HEX JAM 3/4-10 GR8 MAGNI
40	596226M	2	NUT, HEX JAM 1-8 MAGNI
41	596229M	2	NUT, HEX NYLOCK 3/8-16 MAGNI
42	596231M	2	NUT, HEX NYLOCK 1/2-13 MAGNI
43	596232M	3	NUT, HEX NYLOCK 5/8-11 MAGNI
44	596236M	1	NUT, CENTERLOCK, 5/16-18 MAGNI
45	596239M	3	NUT, CENTERLOCK, 1/2-13 MAGNI
46	596240M	2	NUT, CENTERLOCK, 5/8-11 MAGNI
47	596260M	8	WASHER, FLAT 1/2 MAGNI
48	596633M	6	BOLT, HH 3/8-24X1-1/4 GR8 MAGNI
49	620023	1	CYLINDER, 25TD08-112
50	620034	1	CYLINDER, 20TD10.00-112
51	620057	1	CYLINDER, 30THC16.00-150

Wings - Tri-Fold 60/90 Foot Boom



**OVERALL VIEWS,
MAIN COMPONENTS
& BOM**

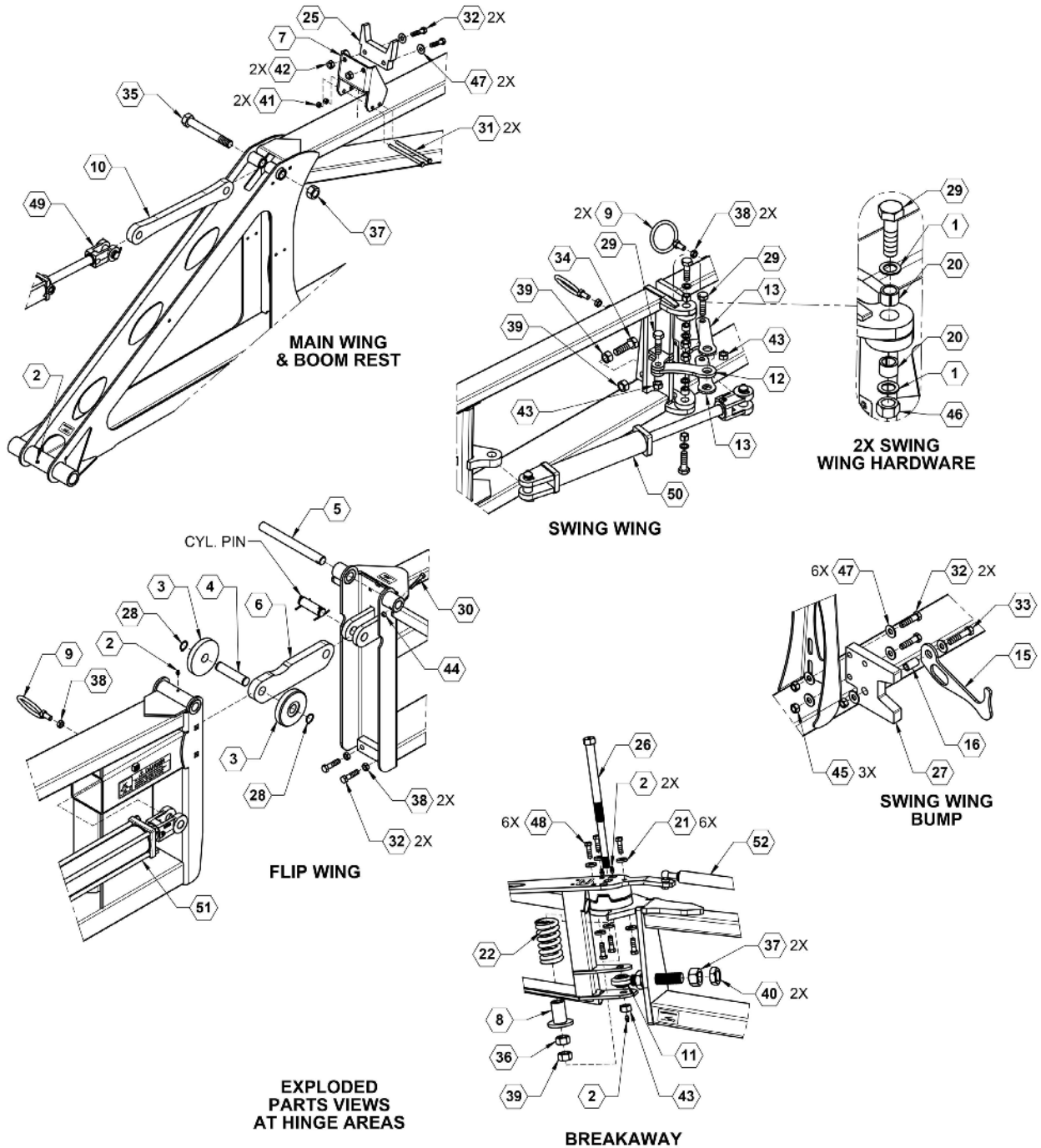


ILLUSTRATED PARTS LIST

Wings - Tri-Fold 60/90 Boom Parts List

ITEM	PART NO.	QTY.	DESCRIPTION
10	14149	1	LINK, WING TILT
14	14715L	1	WING, LH SWING
14	14715R	1	WING, RH SWING
15	14746	1	LOCK, SWING WING
17	14750	1	MAIN WING, 9600N
18	18300	1	WLDMNT, 93" BREAKAWAY
19	22969L	1	WING, FLIP, LH, 90FT BOOM
19	22969R	1	WING, FLIP, RH, 90FT BOOM
22	590006	1	SPRING, COMPRESSION
25	590099	1	REST, WING
27	590405	1	BUMP, SWING WING
49	620023	1	CYLINDER, 25TD08-112
50	620034	1	CYLINDER, 20TD10.00-112
51	620057	1	CYLINDER, 30THC16.00-150
52	790028	1	SHOCK, BREAKAWAY, HEAVY
	800014	4	DECAL, GREASE PIVOT POINTS
	800020	1	DECAL, FAST LOGO BLACK/GRAY
	800105	1	DECAL, WARNING-STAND CLEAR
	800106	2	DECAL, DANGER-STAND CLEAR
	800110	3	DECAL, AMBER REFLECTOR

Wings - Tri-Fold 60/90 Foot Boom



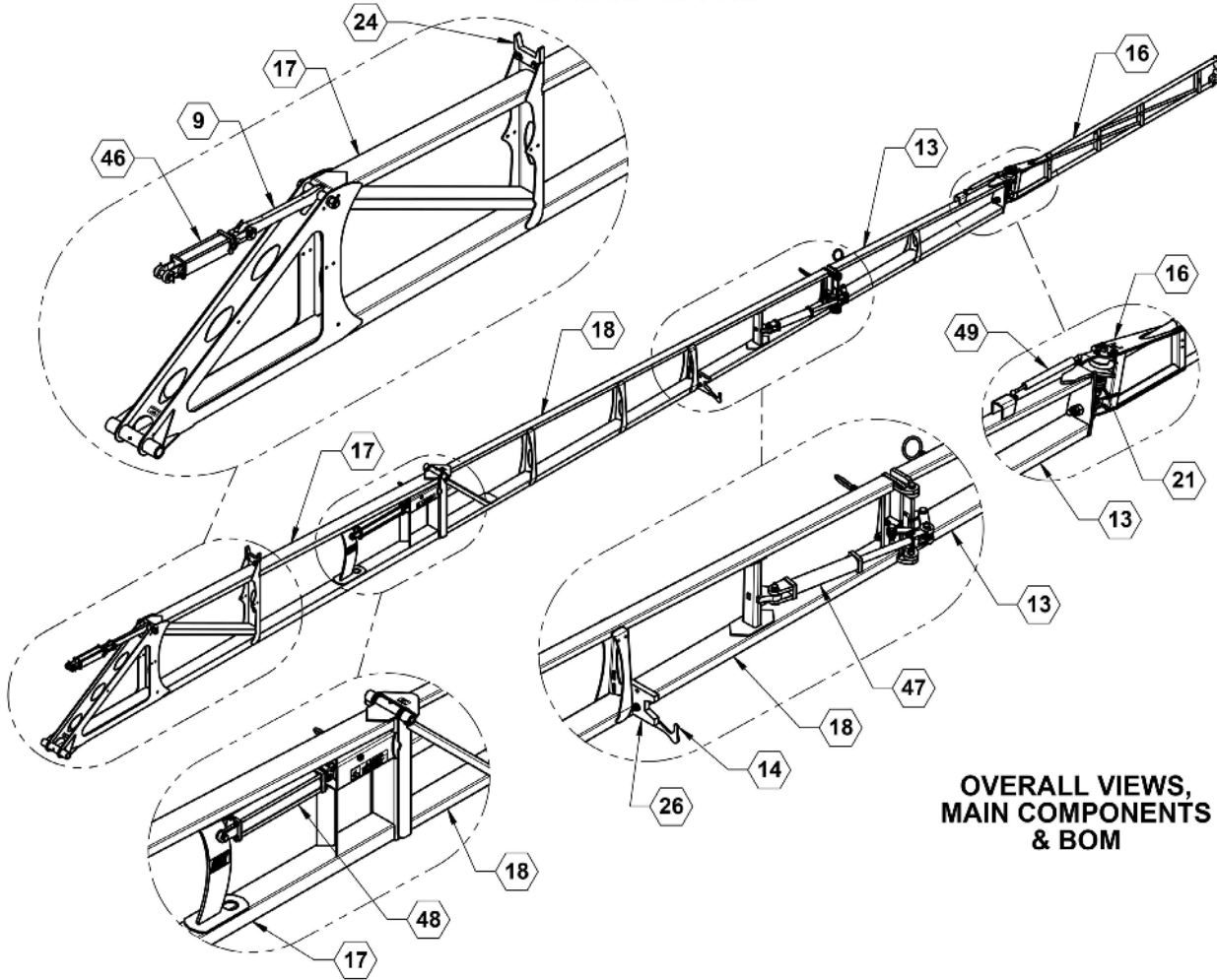
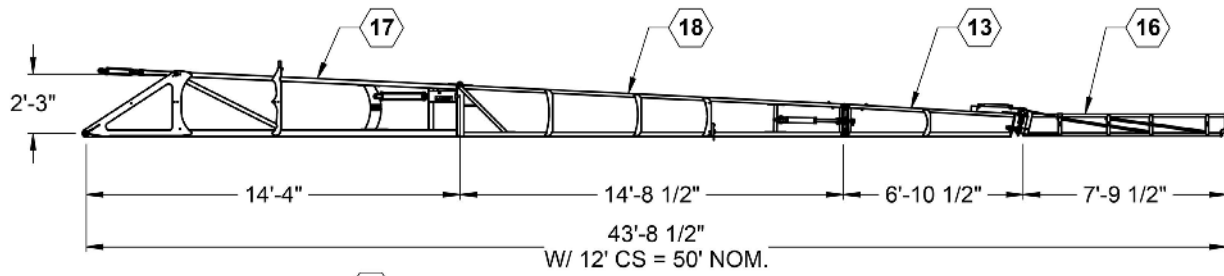


ILLUSTRATED PARTS LIST

Wings - Tri-Fold 60/90 Boom Parts List

ITEM	PART NO.	QTY.	DESCRIPTION
1	568	4	BUSHING, MACHINED
2	759	5	ZERK, 1/4-28 STRAIGHT
3	7668	2	ROLLER, WING, MACHINED
4	7669	1	PIN, ROLLER, 1"
5	9468	1	PIN, FLIP WING
6	9514	1	ARM, FLIP WING
7	12206	1	BRACKET, BOLT ON WING REST
8	14013	1	GUIDE, SPRING WELDMENT
9	14146	3	BRACKET, HOSE RING
10	14149	1	LINK, WING TILT
11	14575	1	BALL JOINT, ADJUSTMENT
12	14642	1	LINK, MIDDLE SCISSORS
13	14643	2	LINK, OUTSIDE SANDWICH
15	14746	1	LOCK, SWING WING
16	14747	1	SWING WING BUMP BUSHING
20	530307	4	BUSHING, CONEX
21	530309	6	WASHER, FLAT HEAVY 13/32 X 1
22	590006	1	SPRING, COMPRESSION
25	590099	1	REST, WING
26	590112	1	BOLT, BREAKAWAY
27	590405	1	BUMP, SWING WING
28	590180	2	SNAP RING, 1" EXTERNAL
29	596846M	4	BOLT, SHOULDER, 5/8 X 1.25" MAGNI
29	596845M	4	BOLT, SHOULDER, 5/8 X 1.63" MAGNI
30	596117M	1	BOLT, HH 5/16-18X2 GR5 MAGNI
31	596138M	2	BOLT, HH 3/8-16X6 GR5 MAGNI
32	596154M	6	BOLT, HH 1/2-13X2 GR5 MAGNI
33	596155M	1	BOLT, HH 1/2-13X2-1/2 GR5 MAGNI
34	596185M	1	BOLT, HH 3/4-10X2-1/2 MAGNI
35	596209M	1	BOLT, HH 1-8X7-1/2 GR5 MAGNI
36	596217M	1	NUT, HEX 3/4-10 MAGNI
37	596218M	3	NUT, HEX 1-8 MAGNI
38	596223M	5	NUT, HEX JAM 1/2-13 MAGNI
39	596225M	3	NUT, HEX JAM 3/4-10 GR8 MAGNI
40	596226M	2	NUT, HEX JAM 1-8 MAGNI
41	596229M	2	NUT, HEX NYLOCK 3/8-16 MAGNI
42	596231M	2	NUT, HEX NYLOCK 1/2-13 MAGNI
43	596232M	3	NUT, HEX NYLOCK 5/8-11 MAGNI
44	596236M	1	NUT, CENTERLOCK, 5/16-18 MAGNI
45	596239M	3	NUT, CENTERLOCK, 1/2-13 MAGNI
46	596240M	2	NUT, CENTERLOCK, 5/8-11 MAGNI
47	596260M	8	WASHER, FLAT 1/2 MAGNI
48	596633M	6	BOLT, HH 3/8-24X1-1/4 GR8 MAGNI
49	620023	1	CYLINDER, 25TD08-112
50	620034	1	CYLINDER, 20TD10.00-112
51	620057	1	CYLINDER, 30THC16.00-150

Wings - Tri-Fold 100 Foot Boom



**OVERALL VIEWS,
MAIN COMPONENTS
& BOM**

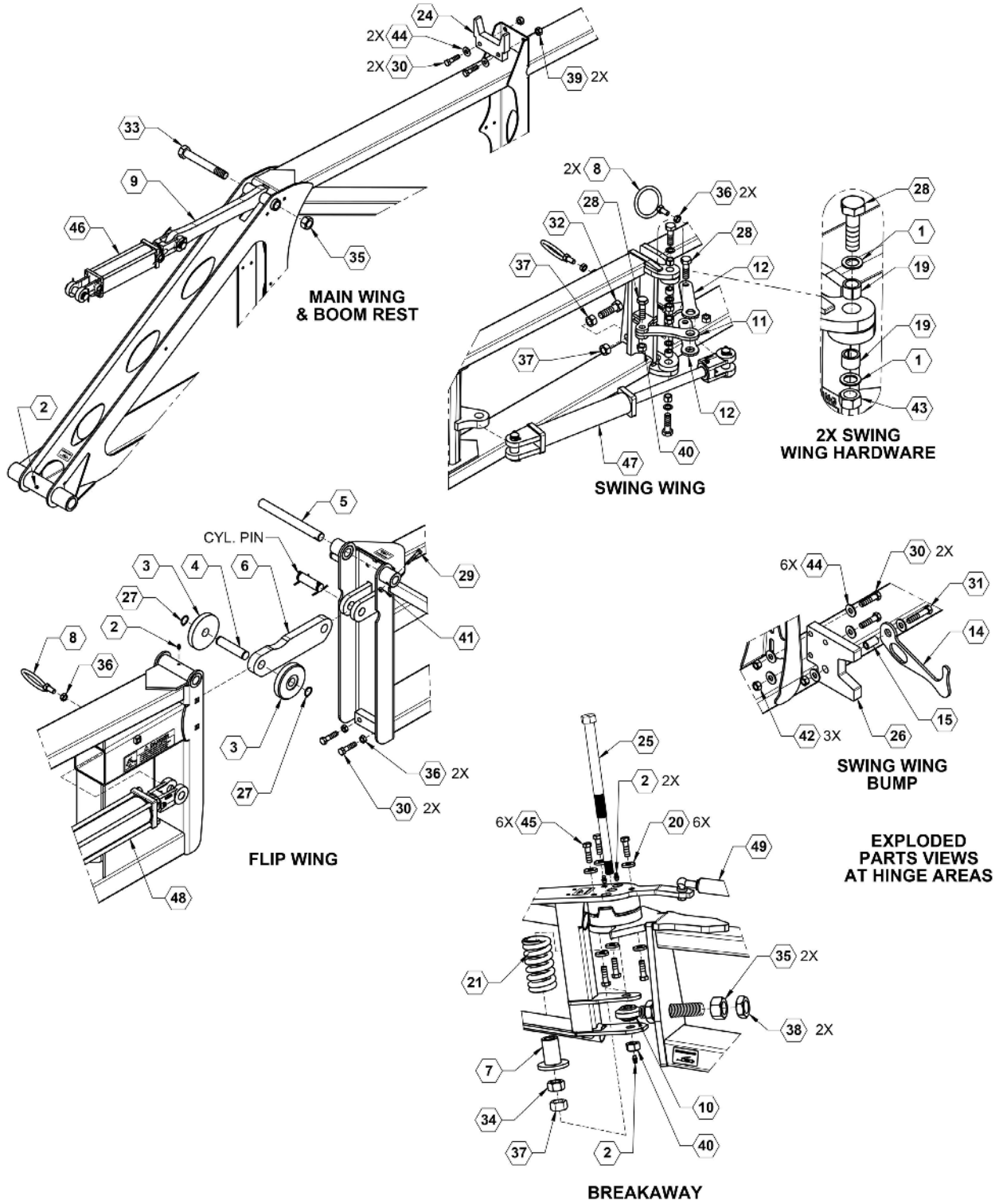


ILLUSTRATED PARTS LIST

Wings - Tri-Fold 100 Boom Parts List

ITEM	PART NO.	QTY.	DESCRIPTION
9	14149	1	LINK, WING TILT
13	14715L	1	WING, LH SWING
13	14715R	1	WING, RH SWING
14	14746	1	LOCK, SWING WING
16	18300	1	WELDMENT, 93" BREAKAWAY
17	22970	1	WING, MAIN, 80' & 100' BOOM
18	22971L	1	WING, FLIP, LH, 100' BOOM
18	22971R	1	WING, FLIP, RH, 100' BOOM
21	590006	1	SPRING, COMPRESSION
24	590099	1	REST, WING
26	509405	1	BUMP, SWING WING
46	620023	1	CYLINDER, 25TD08-112 WING TILT
47	620034	1	CYLINDER, 20TD10.00-112
48	620057	1	CYLINDER, 30THC16.00-150 FLIP WING
49	790028	1	SHOCK, BREAKAWAY, HEAVY
	800014	4	DECAL, GREASE PIVOT POINTS
	800020	1	DECAL, FAST LOGO BLACK/GRAY
	800105	1	DECAL, WARNING-STAND CLEAR
	800106	2	DECAL, DANGER-STAND CLEAR
	800110	3	DECAL, AMBER REFLECTOR

Wings - Tri-Fold 100 Foot Boom



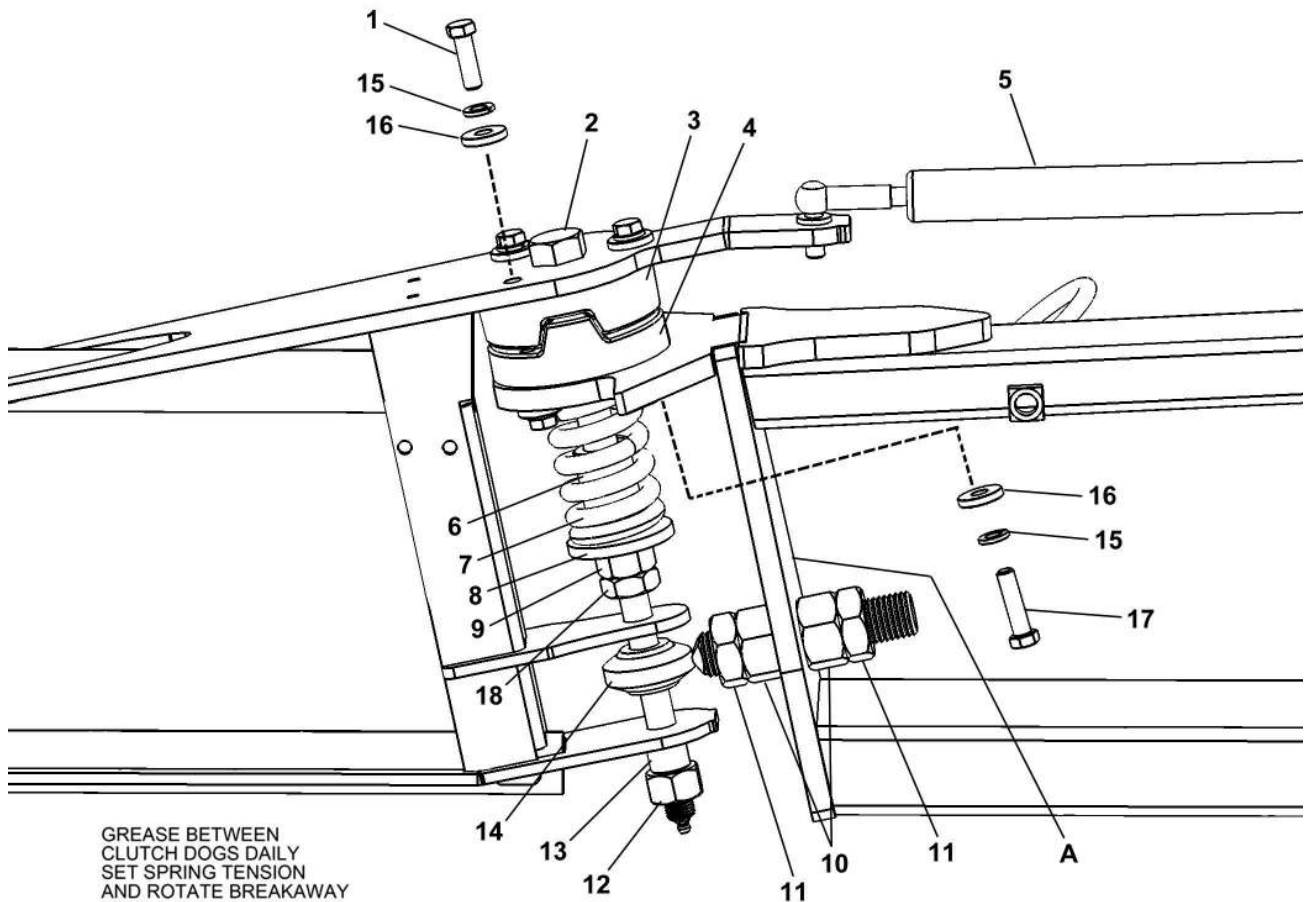


ILLUSTRATED PARTS LIST

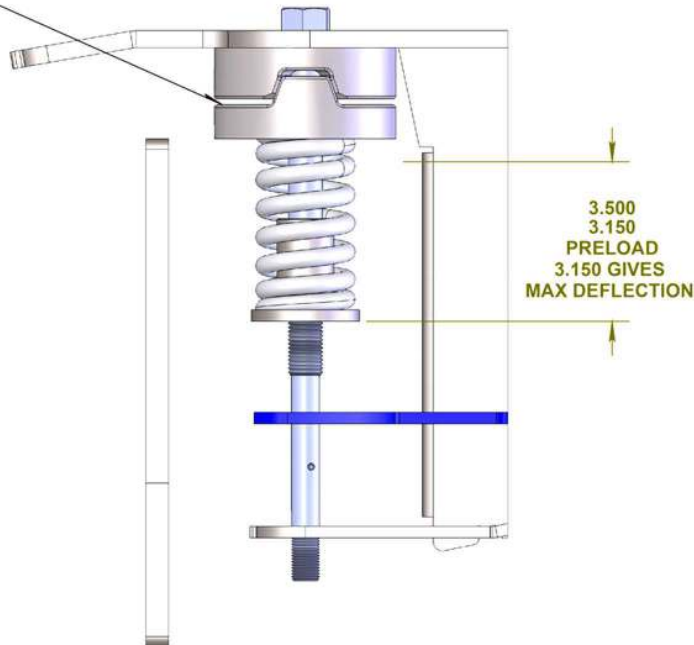
Wings - Tri-Fold 100 Boom Parts List

ITEM	PART NO.	QTY.	DESCRIPTION
1	568	4	BUSHING, MACHINED
2	759	5	ZERK, 1/4-28 STRAIGHT
3	7668	2	ROLLER, WING, MACHINED
4	7669	1	PIN, ROLLER, 1"
5	9468	1	PIN, FLIP WING
6	9514	1	ARM, FLIP WING
7	14013	1	SPRING GUIDE
8	14146	3	BRACKET, HOSE RING
9	14149	1	LINK, WING TILT
10	14575	1	BALL JOINT, ADJUSTMENT
11	14642	1	LINK, MIDDLE SCISSORS
12	14643	2	LINK, OUTSIDE SANDWICH
14	14746	1	LOCK, SWING WING
15	14747	1	SWING WING BUMP BUSHING
19	530307	4	BUSHING, CONEX
20	530309	6	WASHER, FLAT HEAVY 13/32 X 1
21	590006	1	SPRING, COMPRESSION
24	590099	1	REST, WING
25	590112	1	BOLT, BREAKAWAY
26	590405	1	BUMP, SWING WING
27	590180	2	SNAP RING 1" EXTERNAL
28	596846M	4	BOLT, SHOULDER, 5/8 X 1.25" MAGNI
28	596845M	4	BOLT, SHOULDER, 5/8 X 1.63" MAGNI
29	596117M	1	BOLT, HH 5/16-18X2 GR5 MAGNI
30	596154M	6	BOLT, HH 1/2-13X2 GR5 MAGNI
31	596155M	1	BOLT, HH 1/2-13X2-1/2 GR5 MAGNI
32	596185M	1	BOLT, HH 3/4-10X2-1/2 MAGNI
33	596209M	1	BOLT, HH 1-8X7-1/2 GR5 MAGNI
34	596217M	1	NUT, HEX 3/4-10 G5 MAGNI
35	596218M	3	NUT, HEX 1-8 MAGNI
36	596223M	5	NUT, HEX JAM 1/2-13 MAGNI
37	596225M	3	NUT, HEX JAM 3/4-10 GR8 MAGNI
38	596226M	2	NUT, HEX JAM 1-8 MAGNI
40	596232M	3	NUT, HEX NYLOCK 5/8-11 MAGNI
41	596236M	1	NUT, CENTERLOCK, 5/16-18 MAGNI
42	596239M	3	NUT, CENTERLOCK, 1/2-13 MAGNI
43	596240M	2	NUT, CENTERLOCK, 5/8-11 MAGNI
44	596260M	8	WASHER, FLAT 1/2 MAGNI
45	596633M	6	BOLT, HH 3/8-24X1-1/4 GR8 MAGNI
46	620023	1	CYLINDER, 25TD08-112 WING TILT
47	620034	1	CYLINDER, 20TD10.00-112
48	620057	1	CYLINDER, 30THC16.00-150 FLIP WING

Breakaway Pivot



GREASE BETWEEN CLUTCH DOGS DAILY SET SPRING TENSION AND ROTATE BREAKAWAY TO GET GREASE BETWEEN SURFACES





ILLUSTRATED PARTS LIST

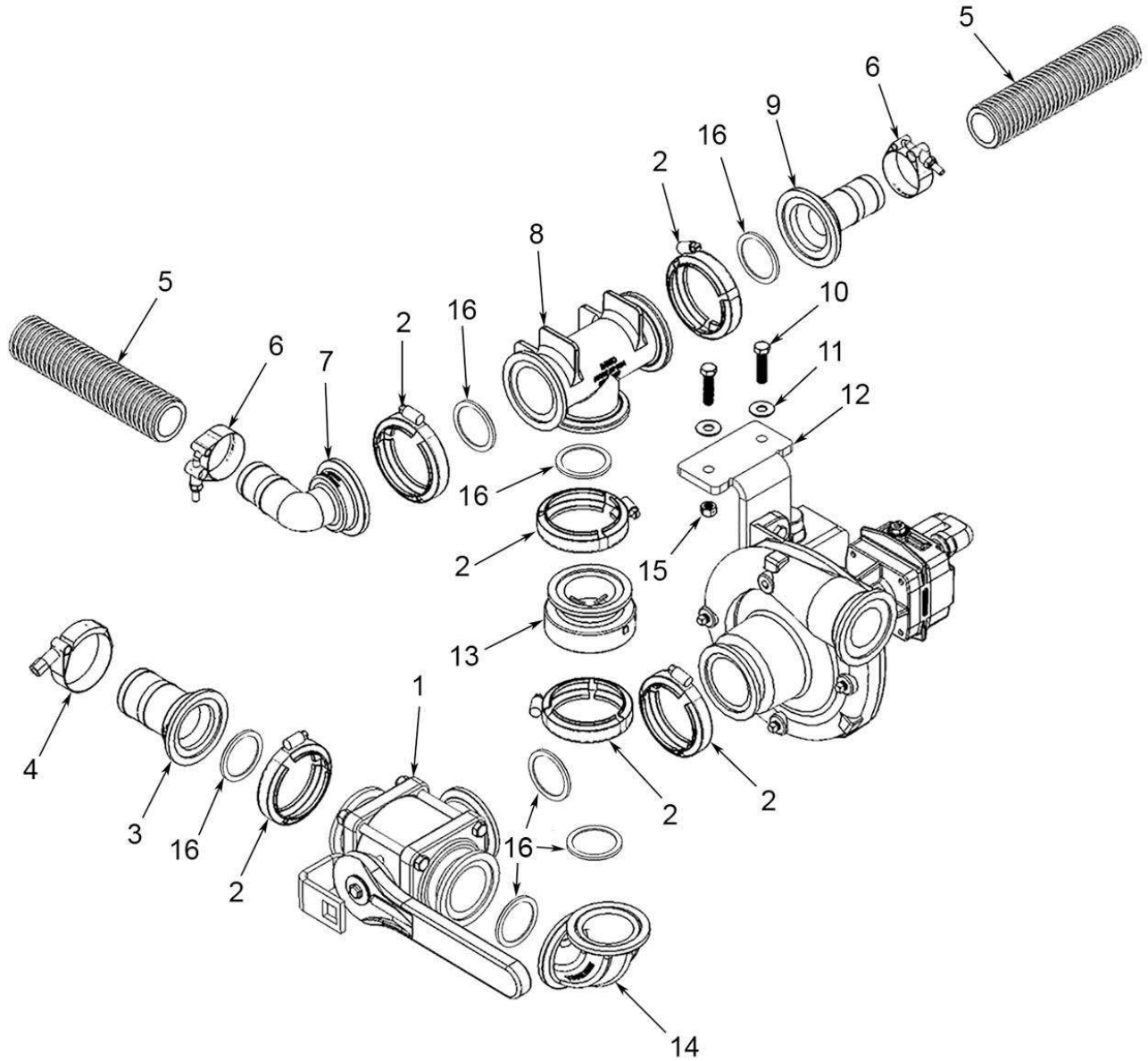
Breakaway Pivot Parts List

ITEM	VENDOR PART NO.	PART NO.	QTY.	DESCRIPTION
1		596633M	6	Bolt Hex Head 3/8-24 x 1-1/4 GR8 Magni
2		590112	1	Bolt Hex Head Breakaway Pivot
3	14457	590074	1	20° Clutch Male Half
4	14458	590073	1	20° Clutch Female Half
5	EL-2X3X2-046	790028	1	Shock Breakaway, Heavy
6		13611	1	Spring Guide Tube
7		590006	1	Spring, Breakaway
8		14013	1	Guide, Spring Breakaway
9		217	1	Nut Hex Head 3/4" Zp
10		799	2	Nut Hex Head 1" Zp
11		226	2	Nut Hex Head Jam 1" Zp
12		216	1	Nut Hex Head 5/8 Zp
13		14268	1	Collar
14		14575	1	Breakaway Adjustment Bolt
15		250	6	Lock Washer 3/8 Zp
16		530309	6	Flat Washer Heavy 3/8
17		368	3	Bolt Hex Head 3/8 x 1-1/2 GR8 Zp
18		225	1	Nut Hex Head Jam 3/4" Zp
19		12388	1	Early Unit Update - Replaces 3/4" #14 when plate (A) has a 3/4 x 1-1/2" Slot



ILLUSTRATED PARTS LIST

Product Plumbing, 500 & 750 Gallon





ILLUSTRATED PARTS LIST

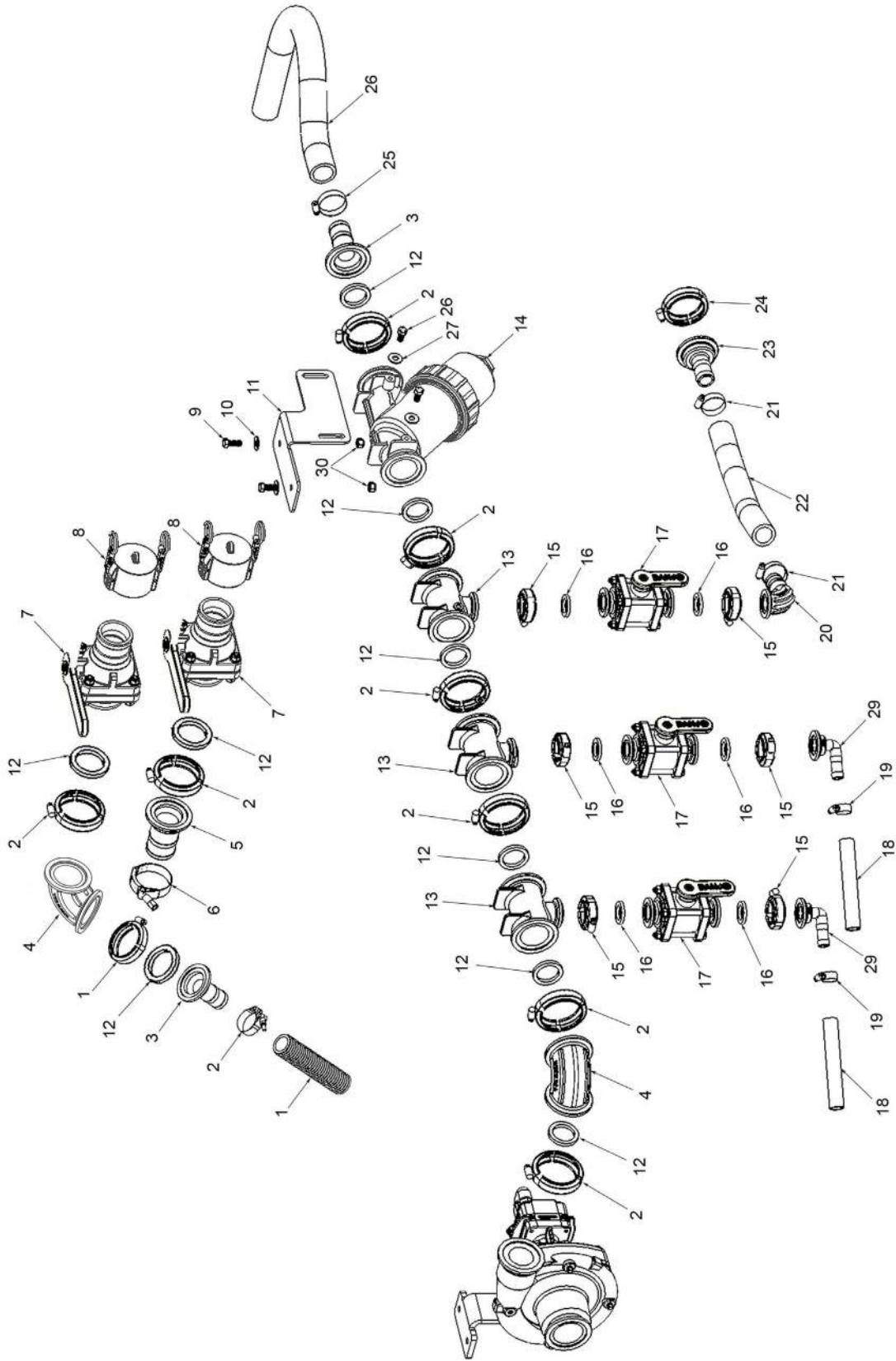
Product Plumbing, 500 & 750 Gallon Parts List

ITEM	PART NO.	QTY.	DESCRIPTION
1	540034	1	CLAMP, VARI-QUICK ASB
2	540002	6	CLAMP, 2" FULL WORM SCREW
3	530103	1	2" FULL PORT FLANGE X 2" HOSE BARB
4	540008	1	CLAMP, 2" T-BOLT HOSE 2.87" MINIMUM
5	510002	AR	HOSE, 1-1/2" FERTILIZER
6	540006	2	CLAMP
7	530080	1	2" SP FLANGE X 1-1/2" HOSE BARB
8	530110	1	2" MANIFOLD TEE - 220 SERIES
9	530100	1	MANIFOLD HOSE BARB 2" x 1.5" HOSE BARB
10	129	5	BOLT, HH 3/8 X 1-1/2 NC GR 5 ZP
11	258	2	3/8" FLAT WASHER, ZP
12	22867	1	PUMP BRACKET
13	540003	1	CLAMP, 3" WORM SCREW
14	530386	1	2" FULL PORT FLANGE X FLANGE SWEEP
15	237	2	NUT, HH CENTERLOCK 3/8" NC ZP
16	530019	7	2" EPDM GASKET



ILLUSTRATED PARTS LIST

Product Plumbing, 500 & 750 Gallon





ILLUSTRATED PARTS LIST

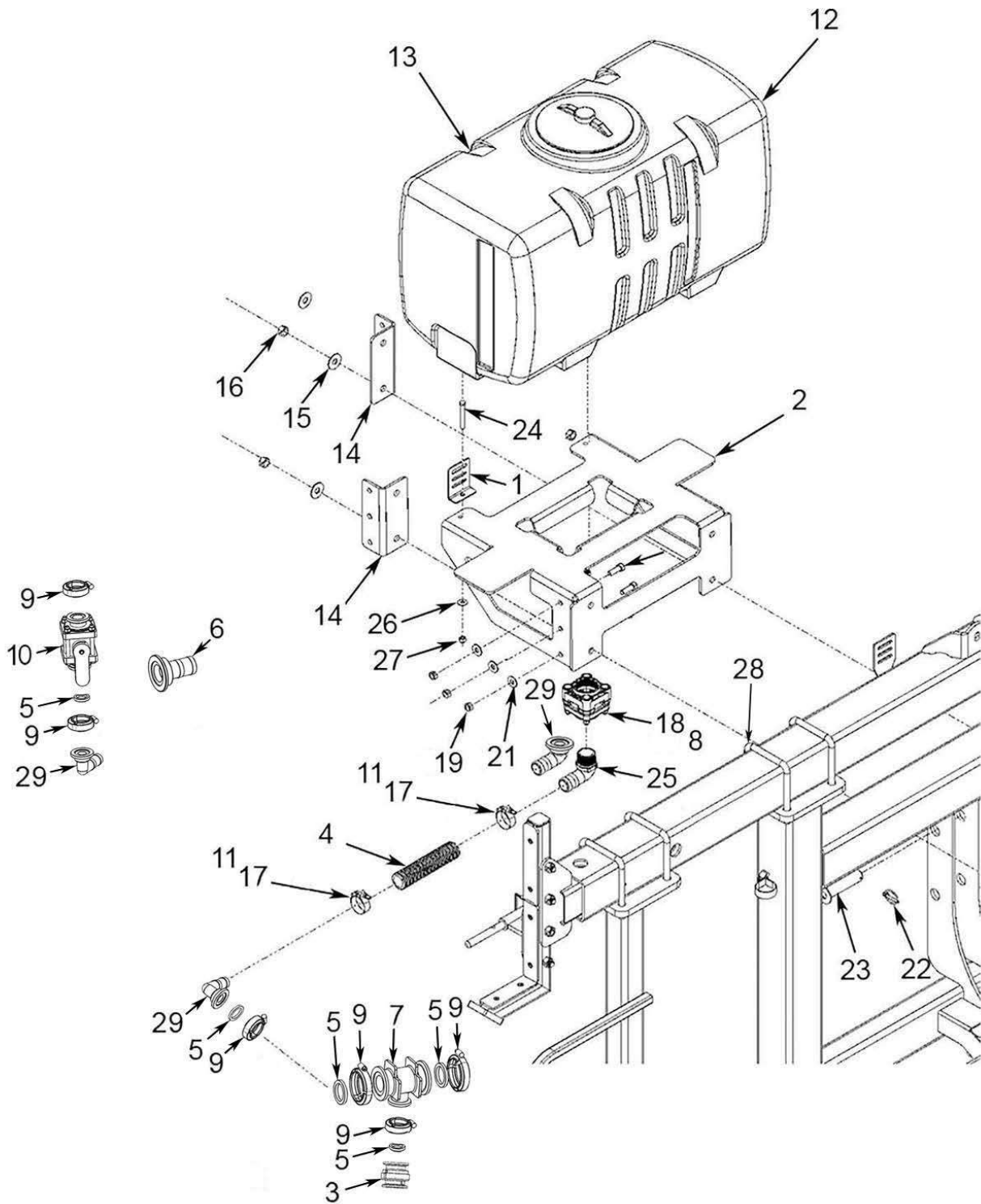
Product Plumbing, 500 & 750 Gallon Parts List

ITEM	PART NO.	QTY.	DESCRIPTION
1	510002	AR	HOSE, 1-1/2" FERTILIZER
2	540006	2	CLAMP
3	530100	1	MANIFOLD HOSE BARB 2" x 1.5" HOSE BARB
4	530386	1	2" FULL PORT FLANGE X FLANGE SWEEP
5	530103	1	2" FULL PORT FLANGE X 2" HOSE BARB
6	540008	1	CLAMP, 2" T-BOLT HOSE 2.87" MINIMUM
7	500035	2	VALVE, 2" FULL PORT FLANGE X MALE ADAPTER
8	530017	2	2" CAP
9	128	2	BOLT, HH 3/8-16 X 1 GR5 ZP
10	258	2	3/8" FLAT WASHER
11	22866	1	FILTER BRACKET
12	530019	7	2" EPDM GASKET
13	530099	3	2" FULL PORT X 1" FLANGE
14	530125	1	STRAINER, COMPLETE
15	540000	6	MANIFOLD CLAMP 1"
16	540013	6	CLAMP, STAINLESS 3/4" #12
17	500005	3	VALVE, 1" FULL PORT WITH C-F
18	510019	AR	HOSE, 3/4" EPDM
19	540013	4	CLAMP, STAINLESS 3/4" #12
20	540029	1	TUBE CLAMP
21	540015	2	CLAMP, STAINLESS 1-1/4" #20
22	510015	AR	HOSE, 1-1/4" EPDM
23	530076	1	2" MANIFOLD X 1-1/4" HOSE BARB
24	540001	1	CLAMP, 2" STANDARD WORM SCREW
25	540016	2	CLAMP, STAINLESS 1-1/2" #24
26	510014	AR	HOSE, 1-1/2" EPDM
27	127	2	BOLT, HH 3/8X 3/4 NC GR5 ZP
28	258	2	3/8" FLAT WASHER
29	530060	2	MANIFOLD ELBOW 1" X 3/4" HB TO RINSE BALLS
30	229	2	NUT, HH CENTERLOCK 3/8" NC ZP



ILLUSTRATED PARTS LIST

Rinse System, 50 Gallon, 3 Point



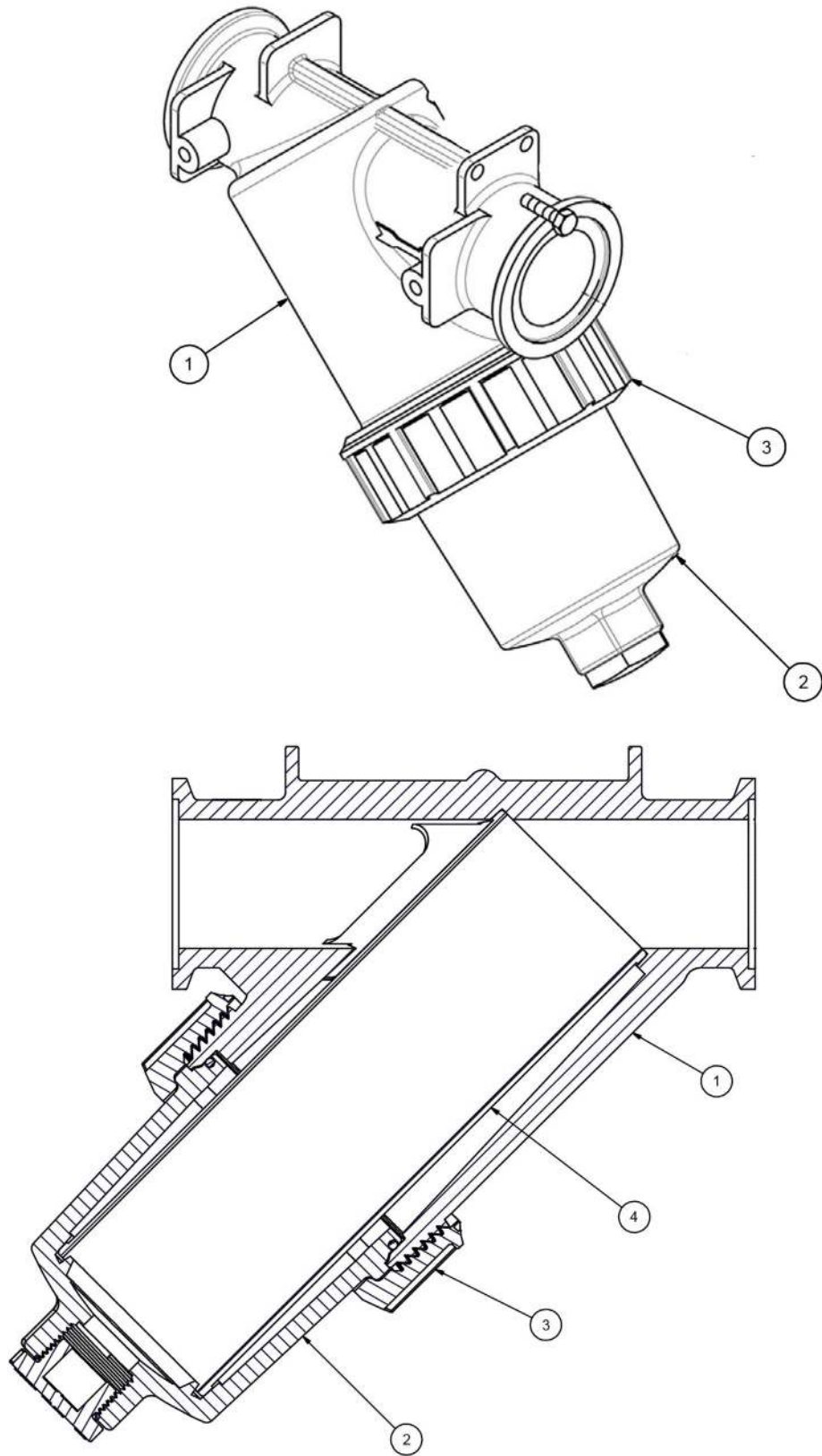


ILLUSTRATED PARTS LIST

Rinse System, 50 Gallon, 3 Point Parts List

ITEM	PART NO.	QTY.	DESCRIPTION
1	3071	4	BUCKLE, 2", SS
2	23097	1	MOUNT, FRONT MOUNT 3 POINT RINSE TANK
2	13225	1	MOUNT, FRONT MOUNT 3 POINT RINSE TANK (OLD STYLE)
3	500002	1	CHECK VALVE, 2" MANIFOLD ASSEMBLY
4	510002	5	HOSE, 1-1/2" FERTILIZER
5	530019	5	2" EPDM GASKET
6	530079	1	2" MANIFOLD X 1-1/2" HOSE BARB
7	530097	1	2" FLANGED TEE FITTING
8	530129	1	1-1/2" X 2" MANIFOLD BOLTED TANK FITTING
9	540001	5	CLAMP, 2" STANDARD WORM SCREW
10	500039	1	VALVE, 2" X 2" FLANGE
11	540007	2	CLAMP, 2" T-BOLT HOSE 2.31" MINIMUM
12	570034	1	TANK PCO 50 GALLON, YELLOW
12	570033	1	TANK PCO 50 GALLON, WHITE
13	580004	13.33	WEBBING, NYLON, 1.75" WIDE
14	23098	2	PLATE, RINSE TANK
15	261	4	WASHER, FLAT 5/8 ZP
16	240	4	NUT, HH CENTER LOCK 5/8" NC ZIP
17	540006	2	CLAMP
18	590290	1	1-1/2" X 2" THREAD FLANGE BOTTOM DRAIN
19	239	6	NUT, HH CENTER LOCK 1/2" NC ZIP
20	153	6	BOLT, HH 1/2 X 1-1/2 NC GR5 ZP
21	260	6	WASHER, FLAT 1/2 ZP
22	710005	1	LYNCH PIN, 1/4 X 1-3/4
23	13498	1	PIN, UPPER 3 PT
23	28211	1	BUSHING, UPPER 3 PT, CATEGORY 3 TO CATEGORY 4
24	544	4	BOLT, HH 3/8 X 3" FULL THREAD
25	530339	1	ELBOW, 90D 1-1/2MPT X 1-1/2 HOSE BARB
26	23160	4	WASHER, FLAT 3/8"
27	229	4	NUT, HH NYLOCK 3/8" NC ZP
28	590287	1	U-BOLT
29	530080	3	2" SP FLANGE X 1-1/2" HOSE BARB

Y Strainer





ILLUSTRATED PARTS LIST

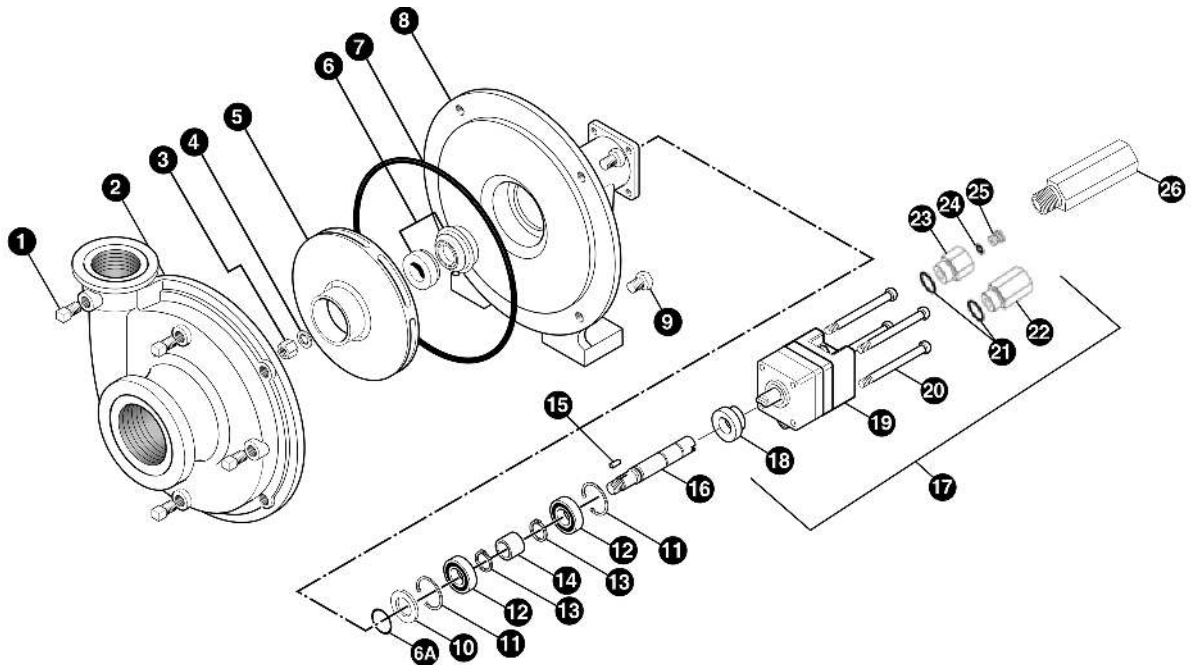
Y Strainer Parts List

ITEM	PART NO.	VENDOR PART NO.	QTY.	DESCRIPTION
	530125		1	Complete Strainer
1		MLS222B	1	2" FP Line Strainer Body
2		MLS220C1	1	MLS220 Cap Assembly
3		MLS220R1	1	2" FP LS Retaining Ring
4		LST204SS	1	4 SS MESH SCREEN
4		LST206SS	1	6 SS MESH SCREEN
4		LST208SS	1	8 SS MESH SCREEN
4		LST210SS	1	10 SS MESH SCREEN
4		LST216SS	1	16 SS MESH SCREEN
4		LST230SS	1	30H SS MESH SCREEN
4		LST250SS	1	50 SS MESH SCREEN
4		MLS250SS	1	50 SS MESH PERFORATED SCREEN
4		LST280SS	1	80 SS MESH SCREEN
4		MLS280SS	1	80 SS MESH PERFORATED SCREEN
4		LST2100SS	1	100 SS MESH SCREEN
4		MLS2100SS	1	100 SS MESH PERFORATED SCREEN



ILLUSTRATED PARTS LIST

ACE 150-206 Pump, 60 & 66 Foot Boom

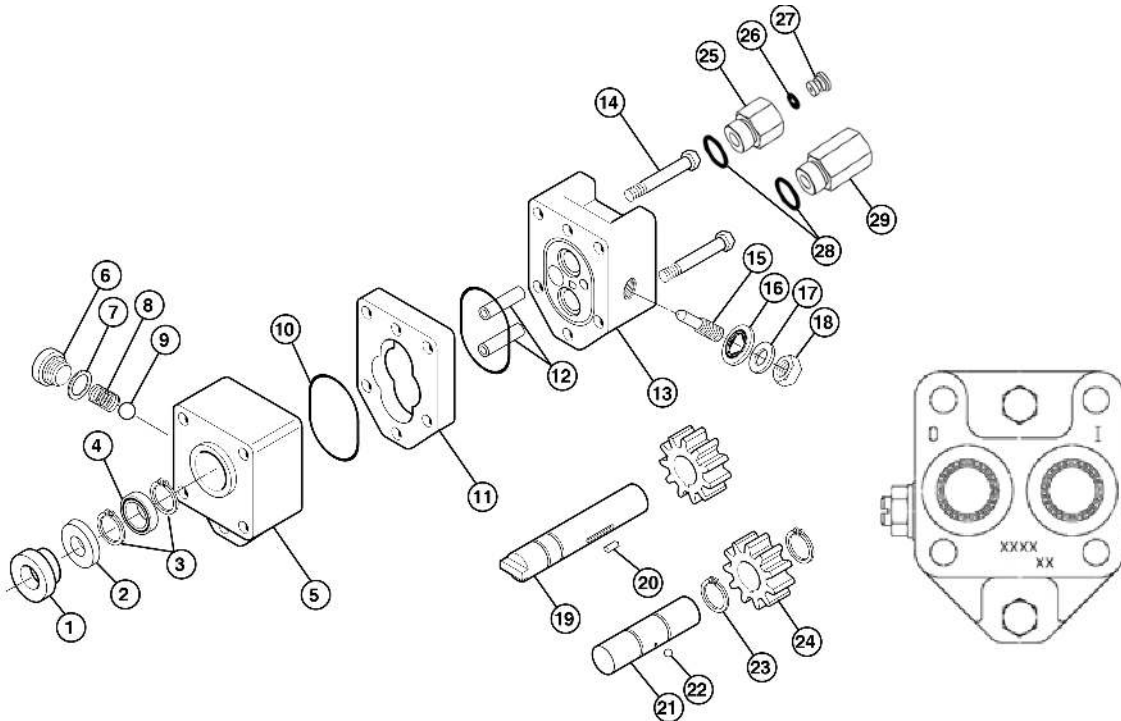


REF. #	PART NUMBER	EDP #	DESCRIPTION	REQ.
1	BAC-53	41110	Pipe plug	4
1	41120	41120	Pipe plug, stainless steel (optional)	4
2	BAC-12-150-FLG	40257	Volute, cast iron, NPT & flanged (for 150F models)	1
2	BAC-12-150-SS	40249	Volute, 316 stainless steel, NPT & flanged (for 150FS models)	1
3	BAC-23-A	40391	Nut, 3/8" NF, cad plated	1
3	BAC-23-A-SS	40392	Nut, 3/8" NF, stainless steel (optional)	1
4 [Ⓢ]	BAC-24-HYD-SS	40400	Washer, 3/8" star, stainless steel	1
5	BAC-26-150-P	40446	Impeller, Valox, keyway	1
5	BAC-26-150-CI	40445	Impeller, cast iron, keyway (optional)	1
6 [Ⓢ]	BAC-7V	40151	Seal, carbon/ceramic/Viton (includes 40160 O-Ring)	1
6 [Ⓢ]	BAC-7SC	40152	Seal, silicon carbide/Viton (includes 40160 O-Ring) (optional)	1
6A [Ⓢ]	40160	40160	O-ring, shaft seal	1
7 [Ⓢ]	BAC-4-150	40015	O-ring, body seal	1
8	BAC-14-150-HYD	40305	Mounting frame, cast iron (for 150F models)	1
8	BAC-14-150-HYD-SS	40319	Mounting frame, 316 stainless steel (for 150FS models)	1
9	40950	40950	Cap screw, 3/8" NC x 3/4" hex head	4
9	40930	40930	Cap screw, 3/8" NC x 3/4" hex head, stainless steel (optional)	4
10	BAC-54	41130	Slinger	1
11	BAC-33	40810	Snap ring, internal, BAC-14 mounting frame	2
12	BAC-37	40870	Ball Bearing, sealed, BAC-6 shaft	2
13	BAC-32	40790	Snap ring, external, BAC-6 shaft	2
14	BAC-32-S	40795	Spacer for BAC-6 shaft	1
15	BACH-25	40420	Key, 1/8" x 1/8" x 1/2"	1
16	BAC-6-HYD-SS	40061	Shaft, 5/8" diameter, keyway and tang slot, stainless steel	1
17	BAC-75-HYD-206	41372	Hydraulic motor, 7 GPM (includes parts 18 - 25)	1
18	S200	40161	Seal support spacer for 200 Series HYD motor	1
19	BAC-75-HYD-206N	41397	Hydraulic motor, 7 GPM (motor only - no external fittings)	1
20	41255	41255	Cap screw, 5/16" N. C. x 3-3/4" socket head (for 206N motor)	4
21	41875	41875	O-ring, #8 SAE fitting	2
22	BAC-78-8SAE	41441	Reverse check valve, #8 SAE male x 1/2" NPT female	1
23	BAC-80-8SAE	41455	Adapter, restrictor body, #8 SAE male x 1/2" NPT female	1
24	41448	41448	O-ring, orifice insert	1
25	BAC-79-7	41456	Orifice, restrictor insert, .109 (206N)	1
26	LS-206N	41418	Flow limiting valve (206N), #8 SAE male x 1/2" NPT female	1
Ⓢ	RK-FMC-150	52710	Repair kit for FMC-150 series pump	-
Ⓢ	RK-FMCSC-150	52711	Repair kit for FMC-150 series with silicon carbide shaft seal	-
#	RK-BAC-75-HYD-L	41374	Repair kit for 200-L Series motor	-



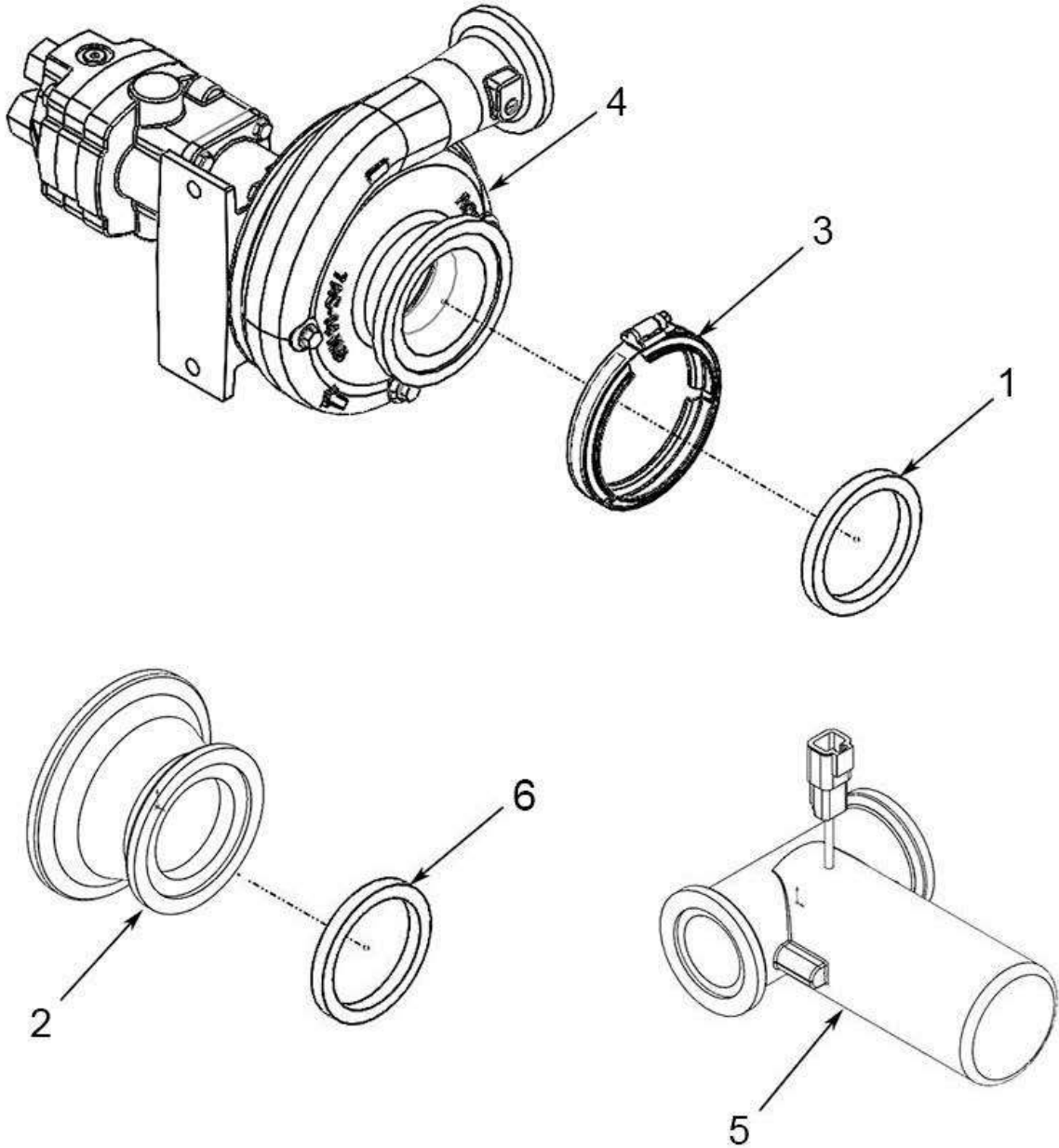
ILLUSTRATED PARTS LIST

ACE 150-206 Pump Hydraulic Motor, 60 & 66 Foot Boom



REF. #	MODEL 204N	MODEL 206N	MODEL 210N	DESCRIPTION	REQUIRED
1*	S200	S200	S200	Seal support spacer	1
2*	40153	40153	40153	Seal cartridge	1
3	41941	41941	41941	Snap ring, bearing	2
4	41961	41961	41961	Ball bearing, 7/16" I.D.	1
5	41731	41731	41731	Drive plate	1
6	42041	42041	42041	Valve cap, coasting check	1
7*	42044	42044	42044	"O" ring, coasting check	1
8	42042	42042	42042	Spring, coasting check	1
9	42043	42043	42043	Ball, coasting check	1
10*	41850	41850	41850	"O" ring, housing seal	2
11	41720	41721	41725	Gear housing	1
12	41800	41801	41805	Dowel pin, housing	2
13	41742	41742	41742	End plate	1
14	41900	41900	41905	Cap screw, 1/4" N.C. hex head	2
15	42010	42010	42010	Adjusting screw, needle valve	1
16*	42030	42030	42030	Thread seal, 3/8", needle valve	1
17	42040	42040	42040	Washer, flat steel, needle valve	1
18	40960	40960	40960	Nut, 3/8" N.C. jam, needle valve	1
19	41761	41764	41766	Drive shaft	1
20	41920	41921	41925	Dowel pin, drive shaft	1
21	41970	41971	41975	Idler shaft	1
22	41990	41990	41990	Ball, idler shaft	1
23	41980	41980	41980	Retaining ring, idler gear	2
24	41750	41751	41755	Gear	2
25	41455	41455	41455	Adapter body, #8 SAE male x 1/2" NPT	1
26	41448	41448	41448	"O" ring, orifice insert (use with 41456 insert)	1
27	41457	41456	41456	Insert, restrictor orifice (use with 41455 body)	1
28	41875	41875	41875	"O" ring, #8 SAE male fitting	2
29	41441	41441	41441	Reverse check, #8 SAE male x 1/2" NPT	1
#	41374	41374	41374	Repair Kit, RK-BAC-75-HYD-L	--

ACE 205-304 Pump Option





ILLUSTRATED PARTS LIST

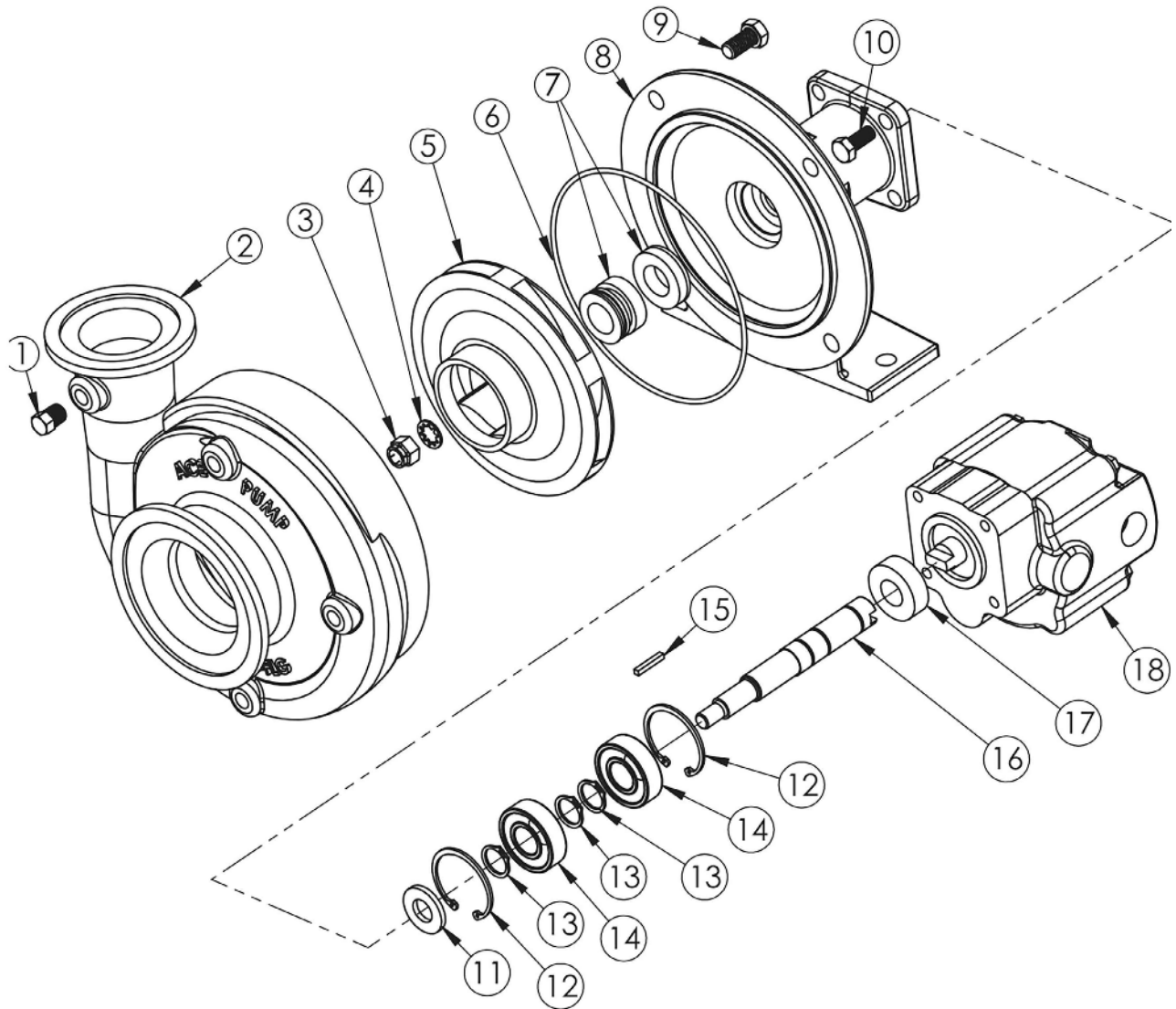
ACE 205-304 Pump Option Boom Parts List

ITEM	PART NO.	QTY.	DESCRIPTION
1	530024	1	3" EPDM GASKET
2	530316	1	3" MANIFOLD REDUCER X 2" COUPLER
3	540003	1	CLAMP, 3" WORM SCREW
4	550025	1	PUMP, 205-304 FLANGED
5	632079	1	FLOW CONTROL VALVE, 1.5", Deutsch Connector
6	530019	1	2" EPDM GASKET



ILLUSTRATED PARTS LIST

ACE 205-304 Pump, 80, 90 & 100 Foot Boom





ILLUSTRATED PARTS LIST

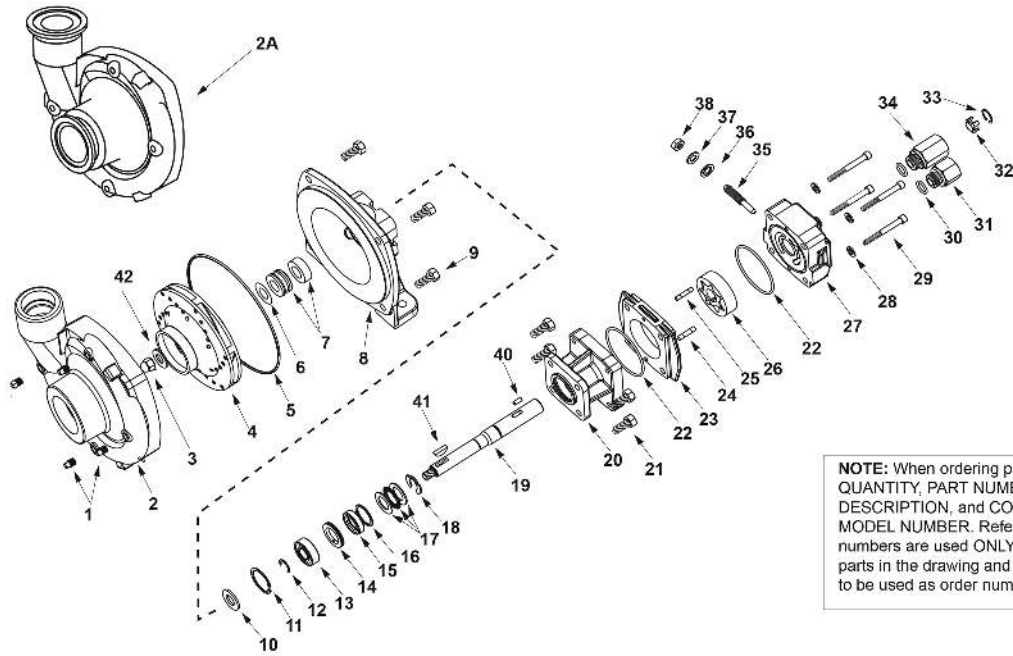
ACE 205-304 Pump, 80, 90 & 100 Foot Boom Parts List

ITEM	PART NO.	QTY.	DESCRIPTION
0	550025	1	PUMP, 205-304 Flanged, Complete Pump
1	BAC-53	1	Pipe plug
1	41120	1	Pipe plug, stainless steel (optional)
2	7AC-14-FLG	1	Volute, 300 standard flange x 220 full port flange
3	BAC-23-A	1	Nut, 3/8" NF, cad plated
3	BAC-23-A-SS	1	Nut, 3/8" NF, stainless steel (optional)
4j	BAC-24-HYD-SS	1	Washer, 3/8" star, stainless steel
5	BAC-26-200-P	1	Impeller, with extended keyway, thermoplastic
5	BAC-26-200-CI	1	Impeller, with extended keyway, cast iron (optional)
5	BAC-26-200-SS	1	Impeller, with extended keyway, 316 stainless steel (optional)
6j	BAC-4A	1	O-ring, body seal
7j	BAC-7SC-205V	1	Seal, silicon carbide
8	BAC-14-205-HYD	1	Mounting frame for 205 pump
9	40950	4	Cap screw, 3/8" NC x 3/4" hex head
10	41330	4	Cap screw, 5/16" NC x 3/4" hex head, motor to pump
11	BAC-54	1	Slinger
12	BACH-33	1	Snap ring, internal, BAC-14-205 mounting frame
13	BACH-32-HD	3	Snap ring, external, BAC-6-205 shaft
14	40880	1	Ball bearing, sealed, BAC-6-205 shaft
15	BAC-25	1	Key, 1/8" x 1/8" x 13/16", extended keyway
16	BAC-6-205-HYD-SS	1	Shaft, extended keyway, tang, stainless steel
17	S305	1	Seal support spacer for 205 series pump
18	BAC-75-HYD-304A	1	Hydraulic motor, 13 GPM, 1/2" NPT ports
18	BAC-75-HYD-304A-12SAE	1	Hydraulic motor, 13 GPM, #12 SAE end ports (optional)
j	RK-FMCSC-205	1	Repair kit for FMC-205 pump with silicon carbide shaft seal
#	RK-BAC-75-HYD-300-L	1	Repair kit for 300 Series hydraulic motor



ILLUSTRATED PARTS LIST

HYPRO Pump, 80, 90 & 100 Foot Boom



NOTE: When ordering parts, give QUANTITY, PART NUMBER, DESCRIPTION, and COMPLETE MODEL NUMBER. Reference numbers are used ONLY to identify parts in the drawing and are NOT to be used as order numbers.

Repair Parts Kit No. 3430-0332
 Contains: One mechanical seal (Ref. 7), one o-ring (Ref. 5) and one rubber gasket (Ref. 6).

Silicon Carbide Seal Kit No. 3430-0589
 Contains one each: mechanical seal (Ref. 7) and o-ring (Ref. 5).

Hydraulic Motor Part Nos.
 2500-0009C (HM1C Models)
 2500-0011C (HM3C Models)
 2500-0018C (HM5C Models)

Parts Kit No. 3430-0178
 Contains: One each ball bearing (Ref. 13), motor shaft seal (Ref. 15), thread seal gasket (Ref. 36), and washer (Ref. 37); two each motor housing o-rings (Ref. 22), and port adapter o-rings (Ref. 30).

Ref. No.	Qty. Req'd.	Part No.	Description
1	4	2406-0007	Drain/Vent Plug
2	1	0154-9200C1	Pump Casing (Volute) (Includes stainless steel wear ring)
2	1	0151-9200C	Pump Casing (Volute) (Includes stainless steel wear ring) (9304C)
2A	1	0157-9200C	Pump Casing (Universal Flange)
3	1	2253-0002	Impeller Nut
4	1	0401-9200P2	Impeller (Nylon)
5	1	1720-0083	O-ring
6	1	1700-0100	Rubber Gasket
7	1	2120-0009	Mechanical Seal (Viton/Ceramic) (Std)
7	1	3430-0589	Mechanical Seal (Silicon Carbide) (Optional)
8	1	0750-9300C2	Mounting Flange
8	1	0750-9300C	Mounting Flange (9304C)
9	4	2210-0020	Hex Head Cap Screw
10	1	1410-0056	Slinger Ring
11	1	1820-0013	Retaining Ring
12	1	1810-0014	Snap Ring
13	1	2000-0010	Ball Bearing
14	1	1410-0073	Spacer
15	1	2104-0005	Shaft Seal
16	1	1410-0074	Seal Spacer
17	1	2029-0014	Thrust Bearing Assembly - Consists of: (1) Thrust Bearing & (2) Thrust Brg. Races
18	1	1810-0026	Snap Ring
19	1	0510-2500	Shaft (HM3C Model) 7-1/2" long
19	1	0511-2501	Shaft (HM1C & HM5C Models) 7" long
20	1	0151-2500C	Motor Body (Includes Main Bearing)
21	4	2210-0005	Hex Head Cap Screw

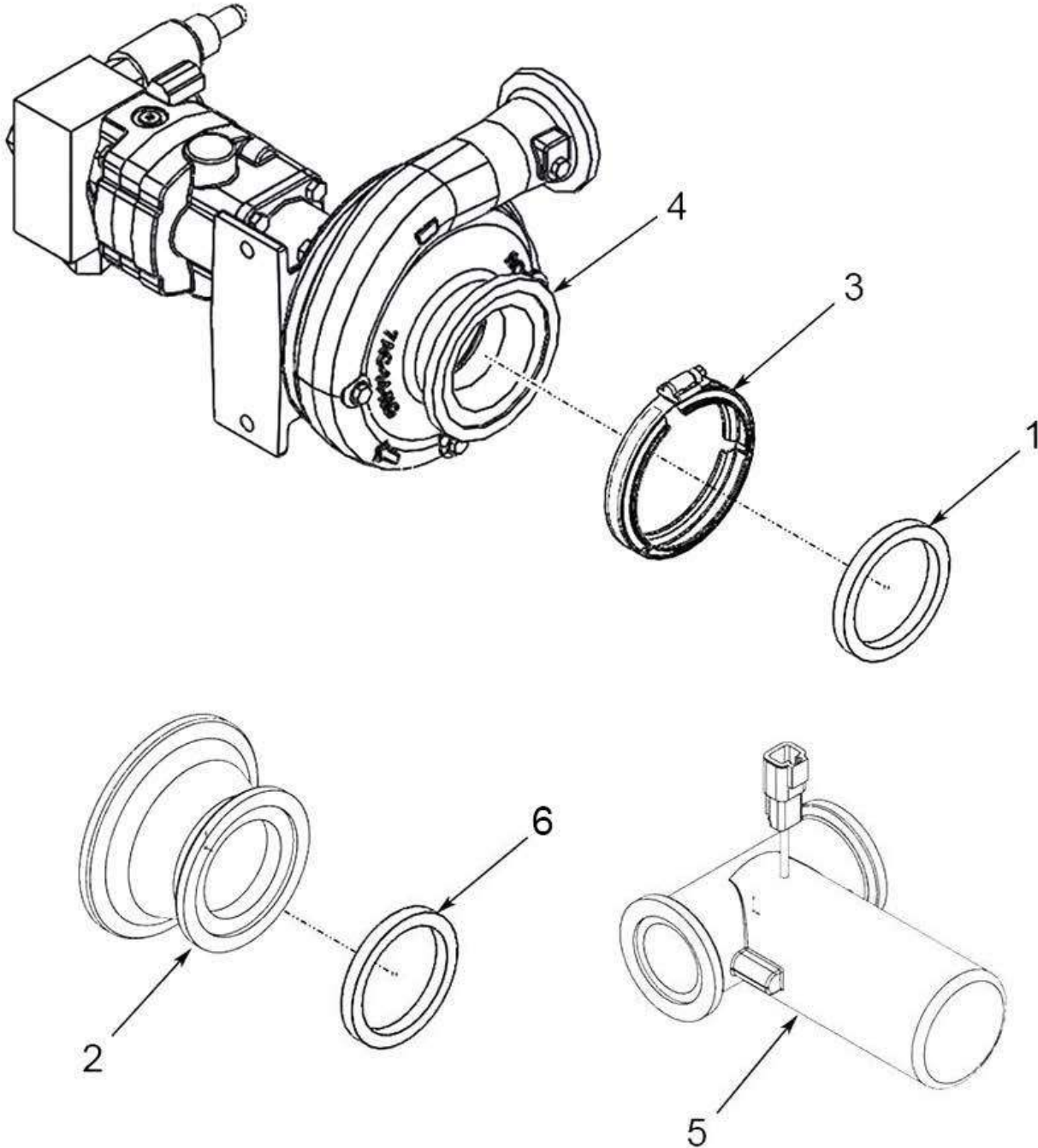
Ref. No.	Qty. Req'd.	Part No.	Description
22	2	1720-0110	O-ring
23	1	0700-2500C1	Gerotor Housing (HM1C Model) 1/2" wide
23	1	0702-2500C1	Gerotor Housing (HM3C Model) 1" wide
23	1	0704-2500C1	Gerotor Housing (HM5C Model) 5/8" wide
24	1	1600-0052	Dowel Pin (HM3C Models)
24	1	1600-0044	Dowel Pin (HM1C and HM5C Models)
25	1	1600-0068	Dowel Pin (HM3C Model)
25	1	1600-0037	Dowel Pin (HM1C and HM5C Models)
26	1	3900-0022	Gerotor (HM1C Model)
26	1	3900-0024	Gerotor (HM3C Model)
26	1	3900-0048	Gerotor (HM5C Model)
27	1	0251-2500C2	Motor End Plate (Includes Main Bearing)
28	4	2270-0039	Washer
29	4	2220-0044	Cap Screw (HM3C)
29	4	2220-0021	Cap Screw (HM1C)
29	4	2220-0032	Cap Screw (HM5C)
30	2	1720-0108	O-ring
31	1	3360-0021	Pressure Port Adapter
32	1	3260-0068	Poppet
33	1	1820-0038	Retaining Ring
34	1	3320-0049	Tank Port Adapter
35	1	3220-0029	Bypass Adjusting Screw
36	1	1700-0047	Gasket
37	1	2270-0027	Washer
38	1	2250-0038	Lock Nut
40	1	1610-0055	Roll Pin (HM3C Models)
40	1	1610-0031	Roll Pin (HM1C and HM5C Models)
41	1	1610-0012	Woodruff Key
42	1	2270-0071	Washer



ILLUSTRATED PARTS LIST



ACE 205-304 PWM Pump Option





ILLUSTRATED PARTS LIST

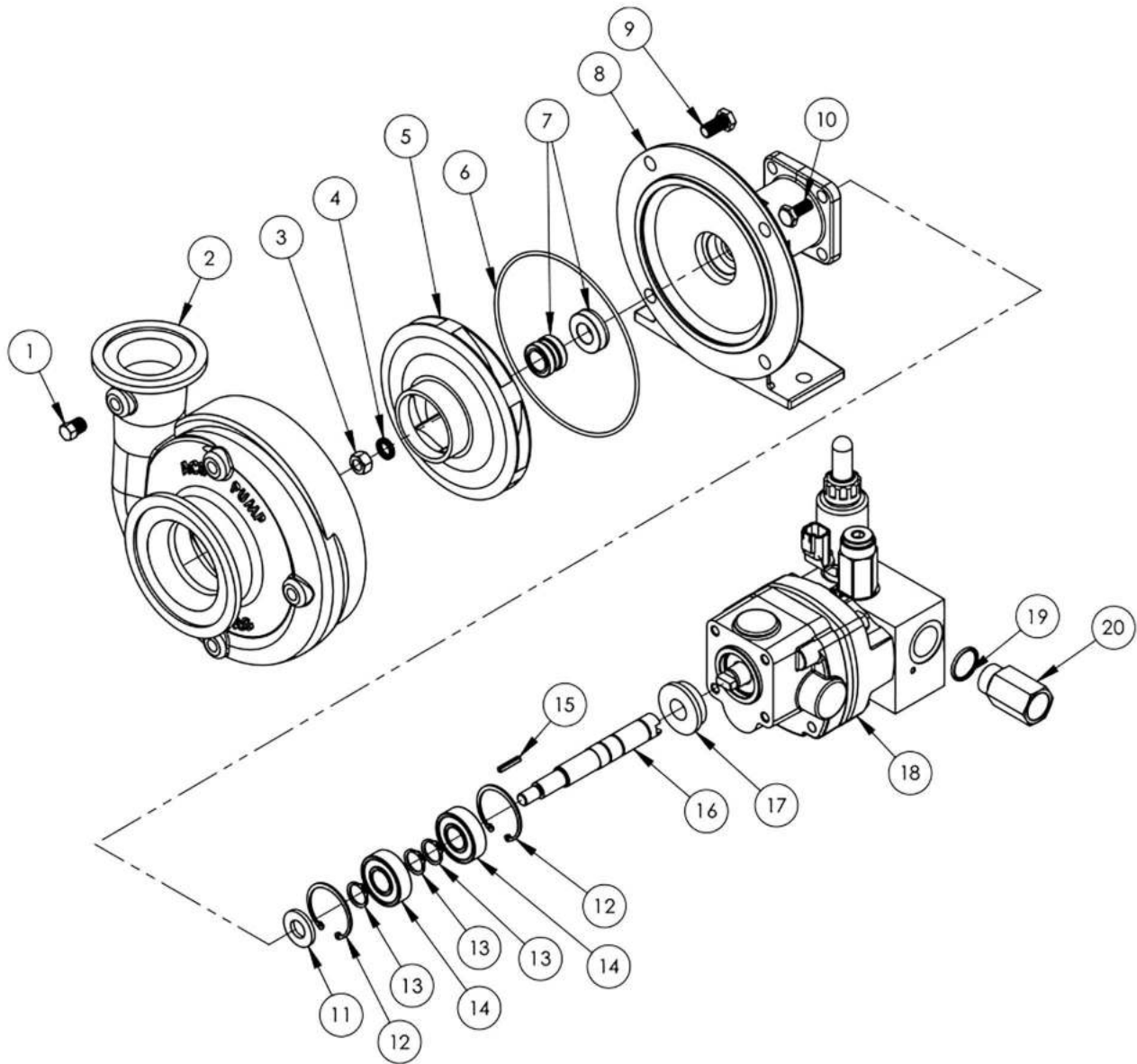
ACE 205-304 PWM Pump Option Parts List

ITEM	PART NO.	QTY.	DESCRIPTION
1	530024	1	3" EPDM GASKET
2	530316	1	3" MANIFOLD REDUCER X 2" COUPLER
3	540003	1	CLAMP, 3" WORM SCREW
4	550035	1	PUMP, 205-304 FLANGED, PWM
5	632079	1	FLOW CONTROL VALVE. 1.5", Deutsch Connector
6	530019	1	2" EPDM GASKET



ILLUSTRATED PARTS LIST

ACE 205-304 PWM Pump, 80, 90 & 100 Foot Boom



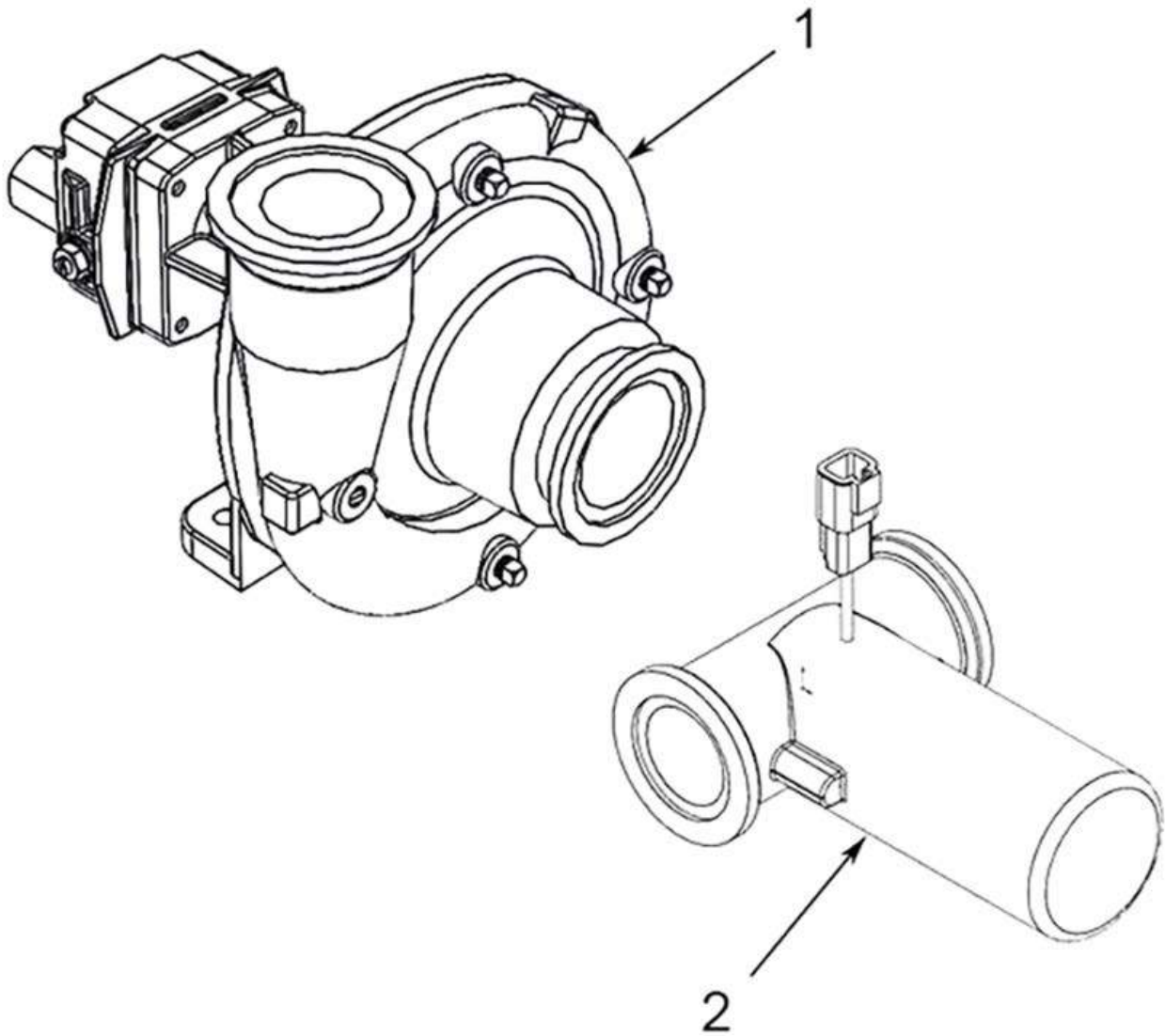


ILLUSTRATED PARTS LIST

ACE 205-304 PWM Pump, 80, 90 & 100 Foot Boom Parts List

ITEM	PART NO.	QTY.	EDP #	DESCRIPTION
0	550035	1		PUMP, 205-304 FLANGED, PWM, COMPLETE PUMP
1	BAC-53	4	41110	Pipe plug
1	41120	4	41120	Pipe plug, stainless steel (-FS model) (optional)
2	7AC-14-FLG	1	41530	Volute, 300 standard flange x 220 full port flange, cast iron
2	7AC-14-FLG-SS	1	41532	Volute. 300 flange x 220 flange, 316 stainless steel (-FS model)
3	BAC-23-B-SS	1	40393	Nut, 3/8" NF, stainless steel
4	BAC-24-B-SS	1	42702	Washer, 3/8", stainless steel, self-locking
5	BAC-26-200-P	1	40434	Impeller, thermoplastic
5	BAC-26-200-CI	1	40433	Impeller, cast iron (optional)
5	BAC-26-200-SS	1	40436	Impeller, 316 stainless steel (-FS model) (optional)
6	BAC-4A	1	40005	O-ring, body seal
7	BAC-7SC-205V	1	40149	Seal, silicon carbide
8	BAC-14-205-HYD	1	40338	Mounting frame for 205 pump
8	BAC-14-205-HYD-SS	1	40346	Mounting frame for 205 pump, 316 stainless steel (-FS model)
9	40950	4	40950	Cap screw, 3/8" NC x 3/4" hex head
9	40930	4	40930	Cap screw, 3/8" NC x 3/4" hex head, stainless steel (-FS model)
10	41330	4	41330	Cap screw, 5/16" NC x 3/4" hex head, motor to pump
11	BAC-54	1	41130	Slinger
12	BACH-33	2	40820	Snap ring, internal, BAC-14-205 mounting frame
13	BACH-32-HD	3	40385	Snap ring, external, BAC-6-205 shaft
14	40880	2	40880	Ball bearing, sealed, BAC-6-205 shaft
15	BAC-25	1	40425	Key, 1/8" x 1/8" x 13/16", extended keyway
16	BAC-6-205-HYD-SS	1	40068	Shaft, extended keyway, tang, stainless steel
17	S305	1	40163	Seal support spacer for 205 series pump
18	BAC-75-HYD-304-PWM	1	41348	Hydraulic motor, 11 GPM, PWM
19	41445	1	41445	o-ring, #10 SAE fitting
20	BAC-78-10X10SAE	1	41467	Reverse check assembly, #10 SAE x #10 SAE
NS	RK-FMCSC-205	-	52705	Repair kit for FMC-205 pump with silicon carbide shaft seal
NS	RK-BAC-75-HYD-300-L	-	41362	Repair kit for 300 Series hydraulic motor

HYPRO Pump Option



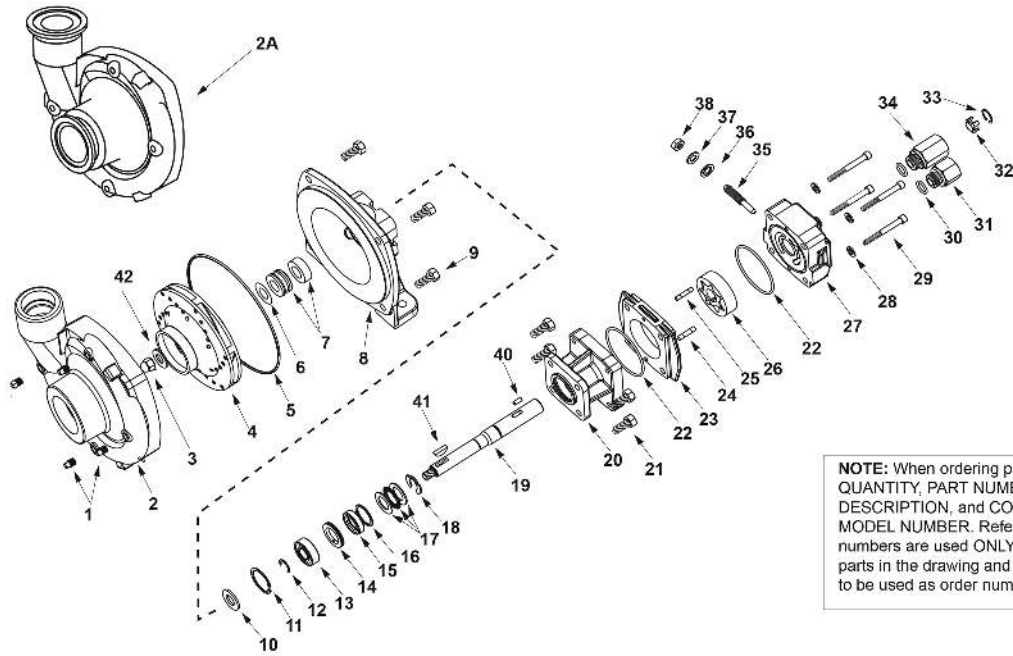
HYPRO Pump Option Parts List

ITEM	PART NO.	QTY.	DESCRIPTION
1	550011	1	PUMP, HYPRO
2	632079	1	FLOW CONTROL VALVE, 1.5", Deutsch Connector



ILLUSTRATED PARTS LIST

HYPRO Pump, 80, 90 & 100 Foot Boom



NOTE: When ordering parts, give QUANTITY, PART NUMBER, DESCRIPTION, and COMPLETE MODEL NUMBER. Reference numbers are used ONLY to identify parts in the drawing and are NOT to be used as order numbers.

Repair Parts Kit No. 3430-0332
 Contains: One mechanical seal (Ref. 7), one o-ring (Ref. 5) and one rubber gasket (Ref. 6).

Silicon Carbide Seal Kit No. 3430-0589
 Contains one each: mechanical seal (Ref. 7) and o-ring (Ref. 5).

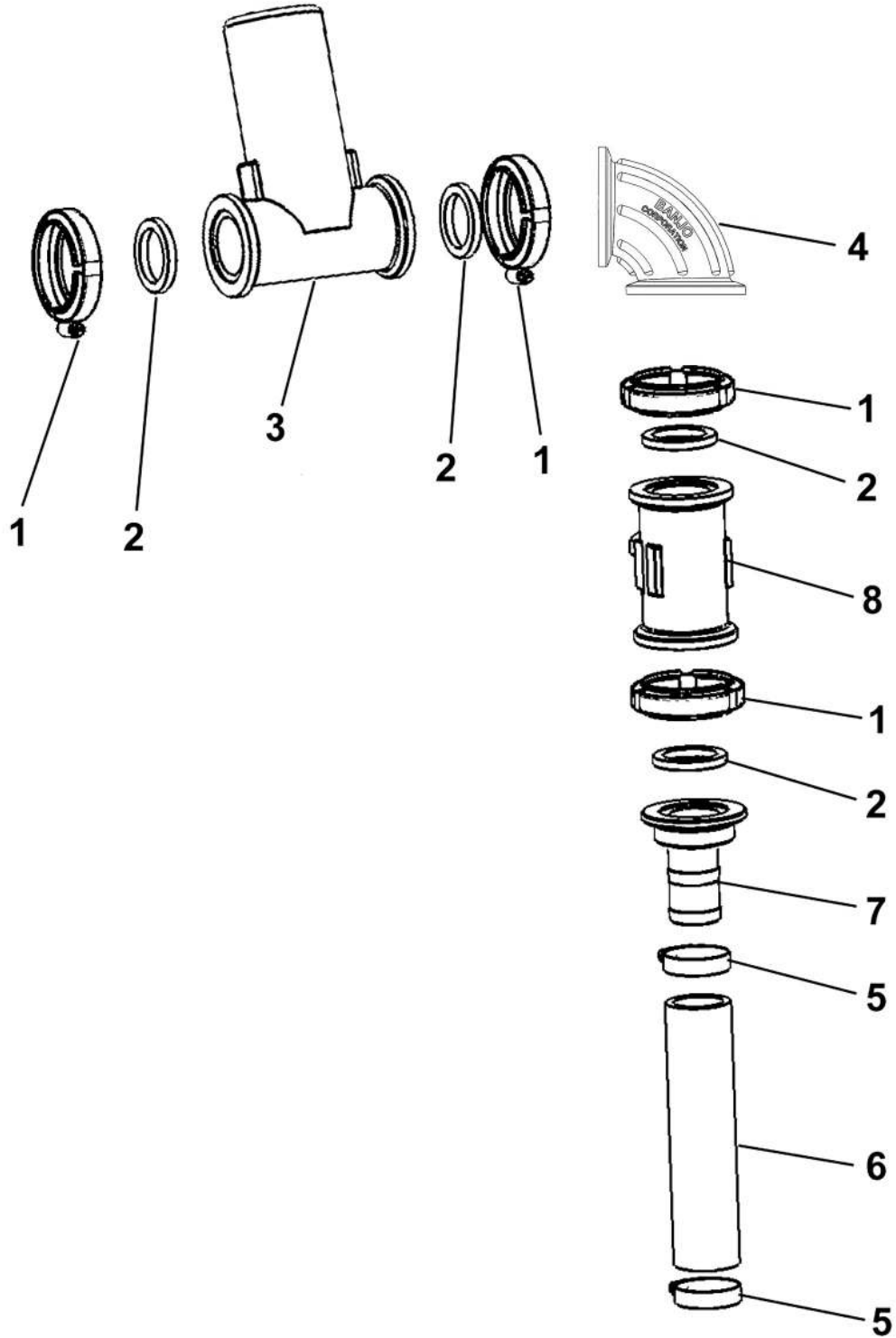
Hydraulic Motor Part Nos.
 2500-0009C (HM1C Models)
 2500-0011C (HM3C Models)
 2500-0018C (HM5C Models)

Parts Kit No. 3430-0178
 Contains: One each ball bearing (Ref. 13), motor shaft seal (Ref. 15), thread seal gasket (Ref. 36), and washer (Ref. 37); two each motor housing o-rings (Ref. 22), and port adapter o-rings (Ref. 30).

Ref. No.	Qty. Req'd.	Part No.	Description
1	4	2406-0007	Drain/Vent Plug
2	1	0154-9200C1	Pump Casing (Volute) (Includes stainless steel wear ring)
2	1	0151-9200C	Pump Casing (Volute) (Includes stainless steel wear ring) (9304C)
2A	1	0157-9200C	Pump Casing (Universal Flange)
3	1	2253-0002	Impeller Nut
4	1	0401-9200P2	Impeller (Nylon)
5	1	1720-0083	O-ring
6	1	1700-0100	Rubber Gasket
7	1	2120-0009	Mechanical Seal (Viton/Ceramic) (Std)
7	1	3430-0589	Mechanical Seal (Silicon Carbide) (Optional)
8	1	0750-9300C2	Mounting Flange
8	1	0750-9300C	Mounting Flange (9304C)
9	4	2210-0020	Hex Head Cap Screw
10	1	1410-0056	Slinger Ring
11	1	1820-0013	Retaining Ring
12	1	1810-0014	Snap Ring
13	1	2000-0010	Ball Bearing
14	1	1410-0073	Spacer
15	1	2104-0005	Shaft Seal
16	1	1410-0074	Seal Spacer
17	1	2029-0014	Thrust Bearing Assembly - Consists of: (1) Thrust Bearing & (2) Thrust Brg. Races
18	1	1810-0026	Snap Ring
19	1	0510-2500	Shaft (HM3C Model) 7-1/2" long
19	1	0511-2501	Shaft (HM1C & HM5C Models) 7" long
20	1	0151-2500C	Motor Body (Includes Main Bearing)
21	4	2210-0005	Hex Head Cap Screw

Ref. No.	Qty. Req'd.	Part No.	Description
22	2	1720-0110	O-ring
23	1	0700-2500C1	Gerotor Housing (HM1C Model) 1/2" wide
23	1	0702-2500C1	Gerotor Housing (HM3C Model) 1" wide
23	1	0704-2500C1	Gerotor Housing (HM5C Model) 5/8" wide
24	1	1600-0052	Dowel Pin (HM3C Models)
24	1	1600-0044	Dowel Pin (HM1C and HM5C Models)
25	1	1600-0068	Dowel Pin (HM3C Model)
25	1	1600-0037	Dowel Pin (HM1C and HM5C Models)
26	1	3900-0022	Gerotor (HM1C Model)
26	1	3900-0024	Gerotor (HM3C Model)
26	1	3900-0048	Gerotor (HM5C Model)
27	1	0251-2500C2	Motor End Plate (Includes Main Bearing)
28	4	2270-0039	Washer
29	4	2220-0044	Cap Screw (HM3C)
29	4	2220-0021	Cap Screw (HM1C)
29	4	2220-0032	Cap Screw (HM5C)
30	2	1720-0108	O-ring
31	1	3360-0021	Pressure Port Adapter
32	1	3260-0068	Poppet
33	1	1820-0038	Retaining Ring
34	1	3320-0049	Tank Port Adapter
35	1	3220-0029	Bypass Adjusting Screw
36	1	1700-0047	Gasket
37	1	2270-0027	Washer
38	1	2250-0038	Lock Nut
40	1	1610-0055	Roll Pin (HM3C Models)
40	1	1610-0031	Roll Pin (HM1C and HM5C Models)
41	1	1610-0012	Woodruff Key
42	1	2270-0071	Washer

Raven Flow Controls



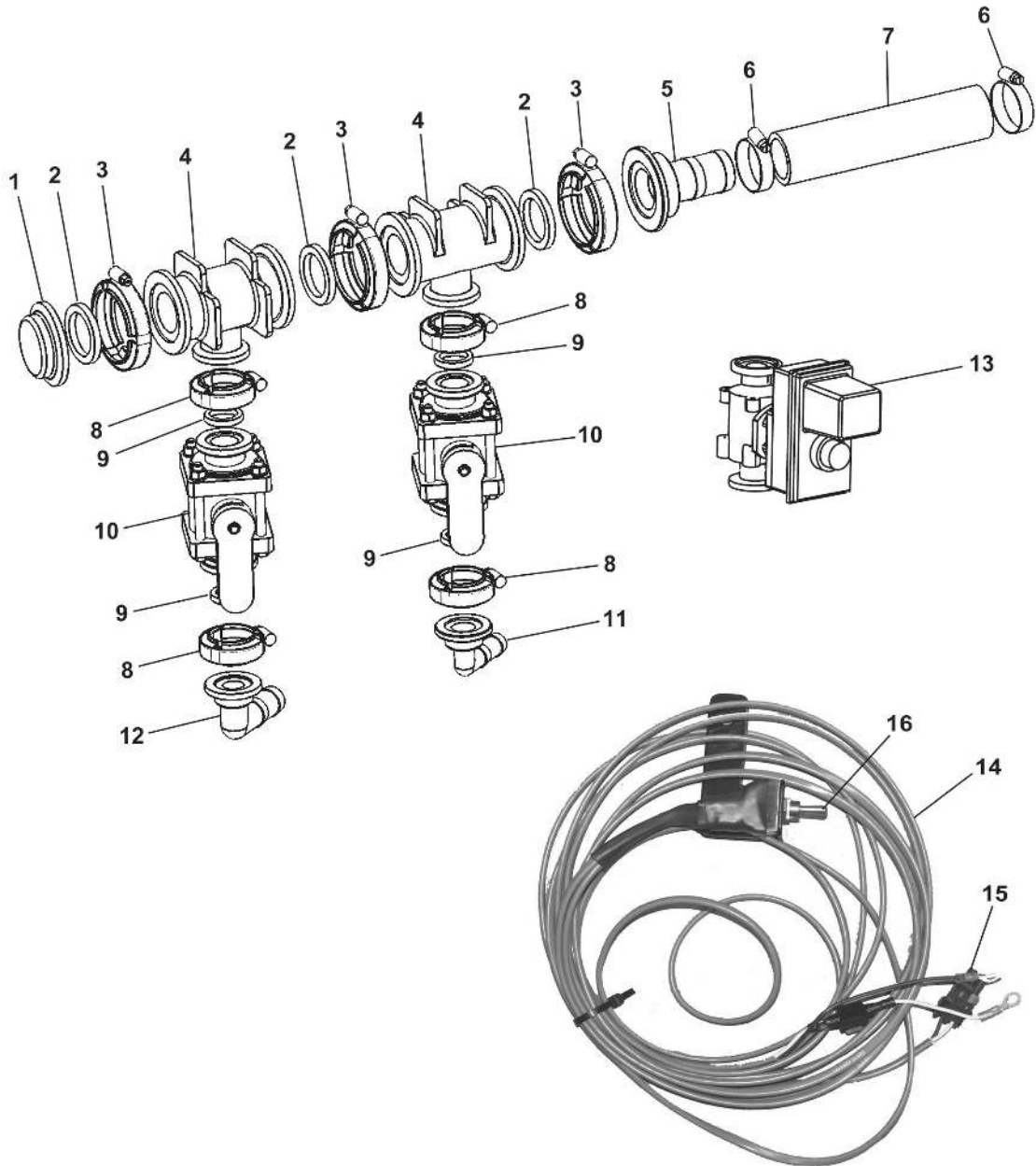


ILLUSTRATED PARTS LIST

Raven Flow Controls Parts List

ITEM	VENDOR PART NO.	PART NO.	QTY.	DESCRIPTION
1	FC200	530002	4	Manifold Clamp 2" Full Port
2	150G	530014	4	Gasket 2" Port
3	063-0171-894	631805	1	Raven Motorized Control, 2-way molded connector
4		530393	1	Manifold Elbow 2" Full Port x Flange Sweep 90
5	64024H	540016	4	Clamp Stainless Steel 1-1/2"
6	BS-1-1/2BH200	510014	AR	Hose EDPM 1-1/2"
7	M200150BRB	530100	2	Manifold Hose Barb 2" x 1.5" Hose Barb
8	063-0171-0793	631804	1	Raven Flow Meter

Agitation & Rinse Control





ILLUSTRATED PARTS LIST

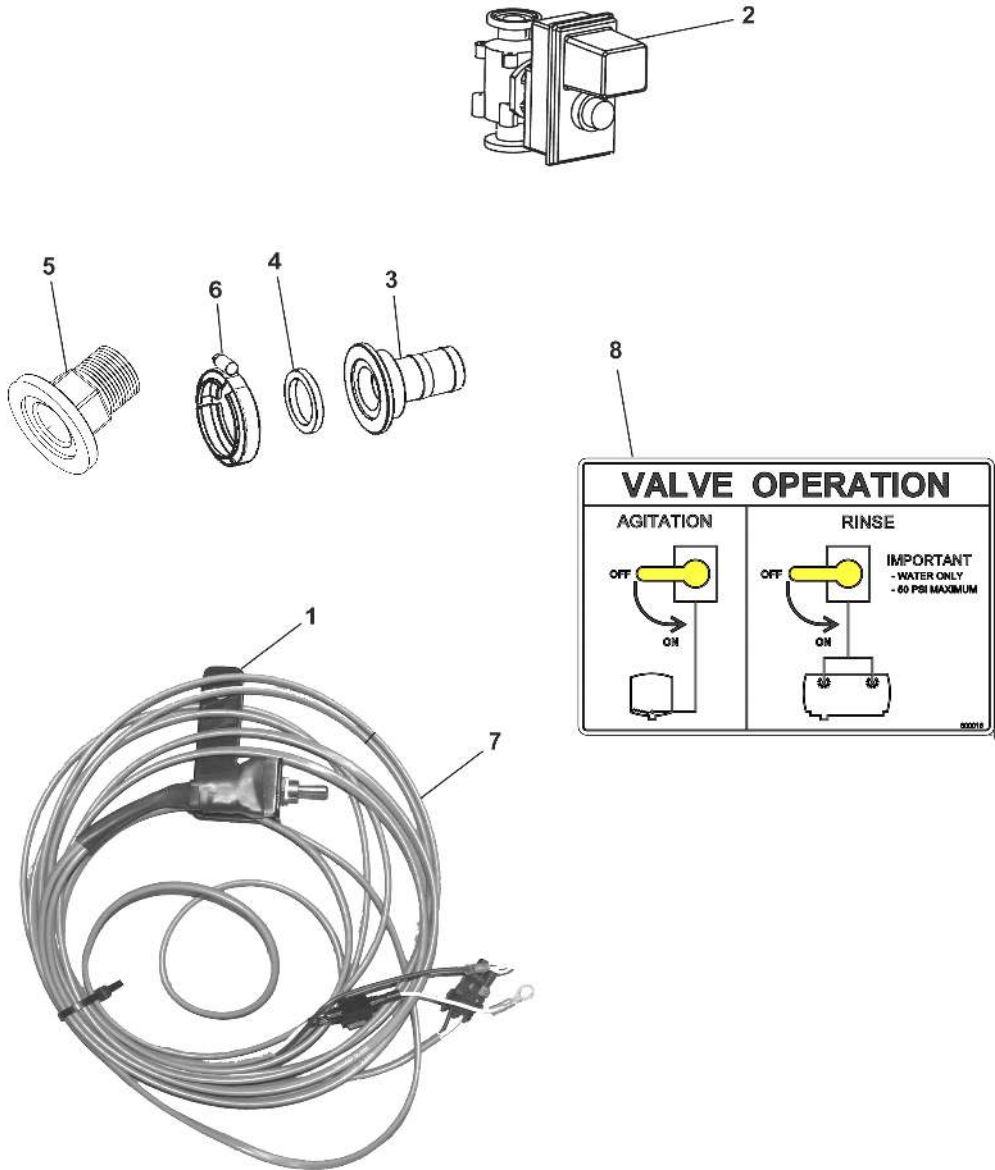
Agitation & Rinse Control Parts List

ITEM	VENDOR PART NO.	PART NO.	QTY.	DESCRIPTION
1	M200PLG	530093	1	Manifold Plug 2"
2	150G	530014	3	1.5" EPDM Gasket
3	FC200	540001	3	Manifold Clamp
4	M200100TEE	530075	2	Manifold Tee 2 X 1"
5	M200150BRB	530079	1	Manifold Hose Barb 1-1/2"
6	64024H	540016	2	Clamp Hose 1-1/2
7	1-1/2 EDPM	510014	4'	Hose Spray 1-1/2 Goodyear
8	FC100	540000	4	Manifold Clamp 1"
9	M100G	530068	4	Gasket 1"
10	MV100CF	500005	2	Manifold Valve 1"
11	M100075BRB90	530060	1	Manifold Elbow 1" X 3/4" HB To Rinse Balls
12	M100BRB90	530061	1	Manifold Elbow 1" HB To Agitation
13	PL344BR-24-CEC	500001	2	Valve Ball Electric Agitation (Optional)
14		90SAEASA	1	Control Harness Electric Agitation
15		560021	1	Fuse 15 Amp
16		560043	1	Switch



ILLUSTRATED PARTS LIST

Agitation Shut-Off, Electric Option



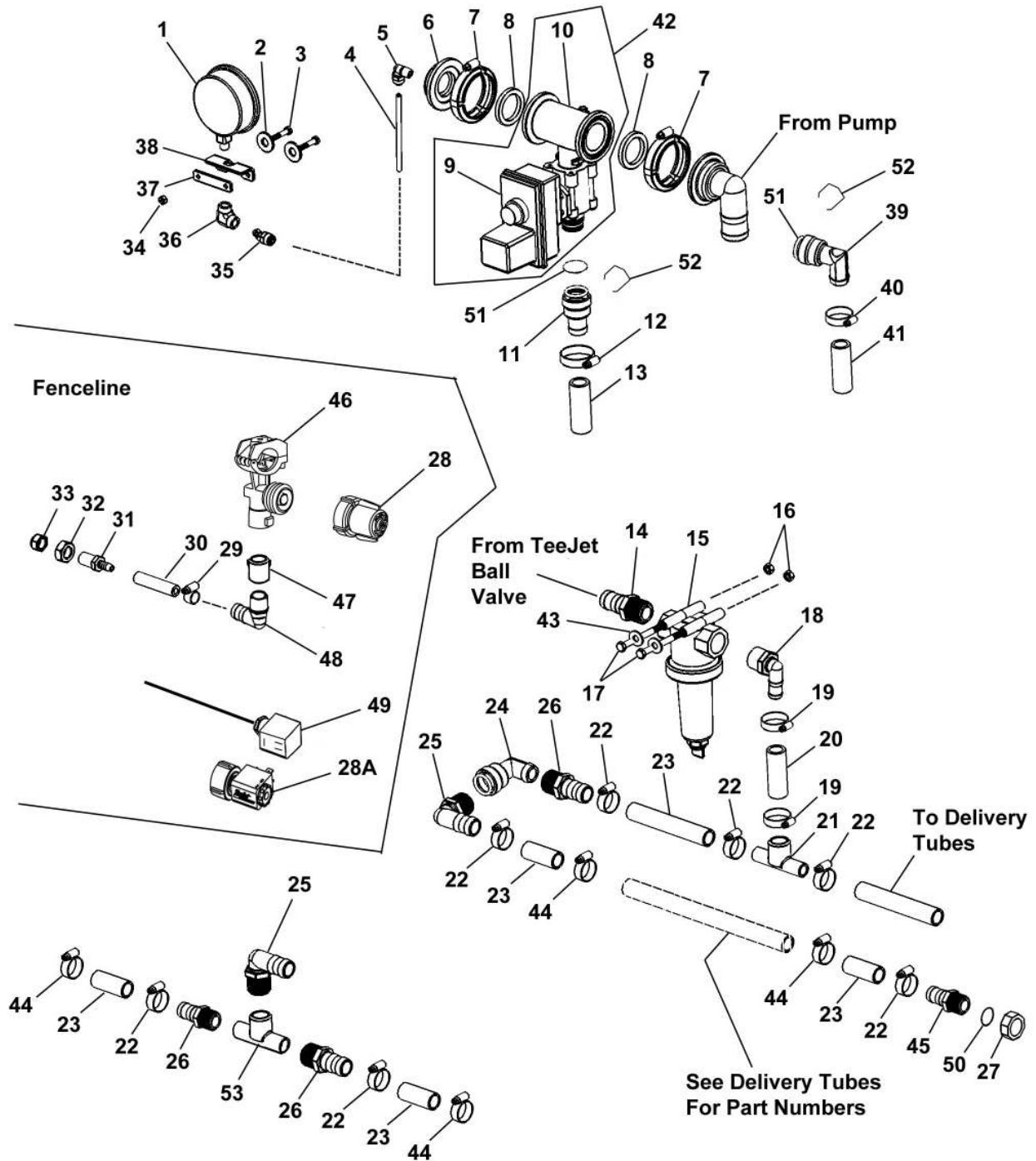


ILLUSTRATED PARTS LIST

Agitation Shut-Off, Electric Option Parts List

ITEM	PART NO.	QTY.	DESCRIPTION
1	11145BLK	1	SWITCH BRACKET
2	500064	1	VALVE 356 Ser ON/OFF ELECTRIC AGITATION
3	530066	1	1" MANIFOLD X 1" HOSE BARB
4	530068	2	1" EPDM GASKET FOR MANIFOLD
5	530362	1	1" MANIFOLD COUPLING, 90°
6	540000	2	CLAMP, 1" WORM SCREW
7	631970	1	CABLE,ELECTRIC AGITATION ON/OFF
8	800016	1	DECAL, ELECTRIC AGITATION

Boom Plumbing



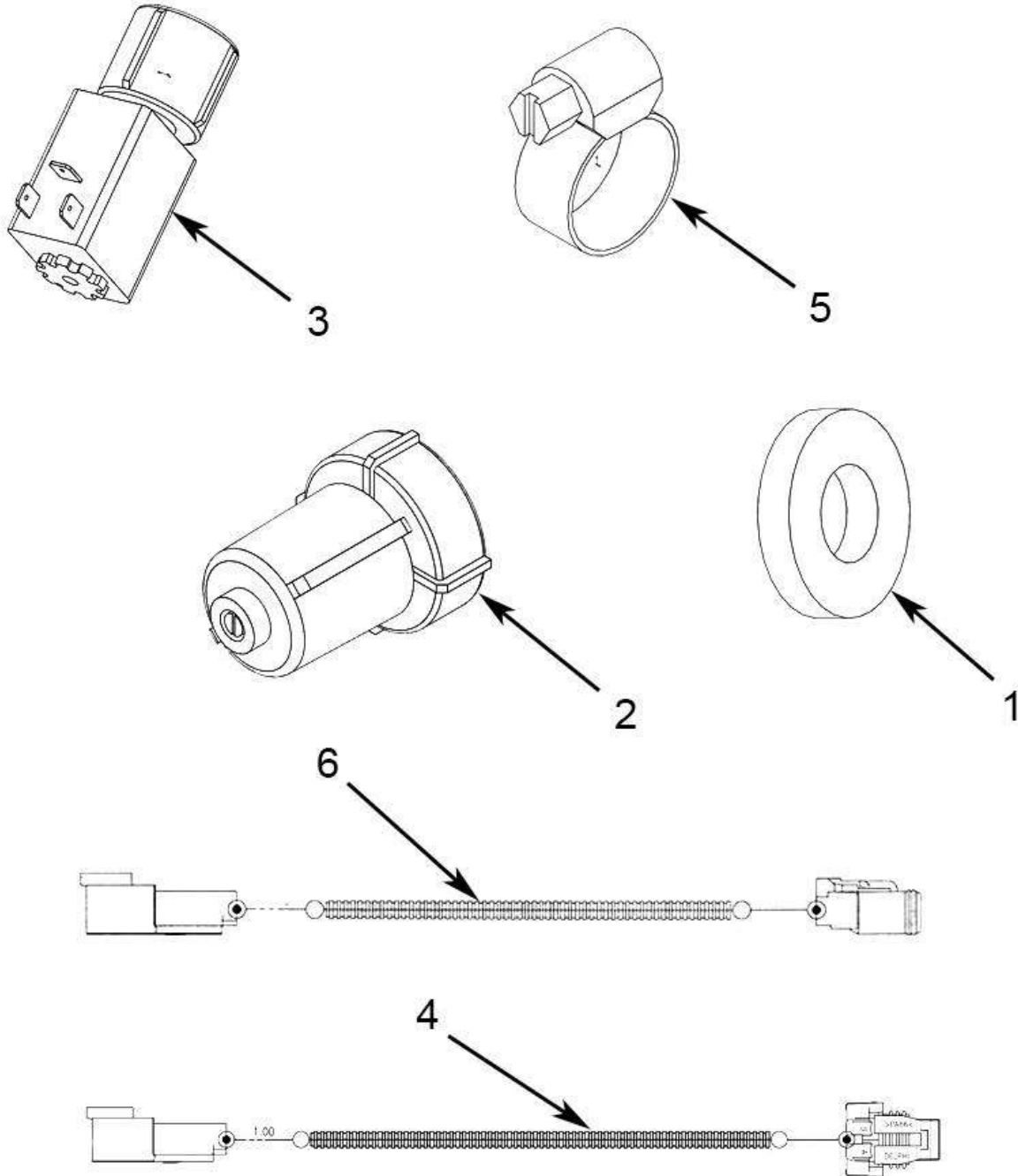


ILLUSTRATED PARTS LIST

Boom Plumbing Parts List

ITEM	VENDOR PART NO.	PART NO.	QTY.	DESCRIPTION
1	4154-GXX-160	790020	1	Pressure Guage 0-160 psi
2		256	2	Washer Flat 1/4" Zp
3		103	2	Bolt HH 1/4 X 1-1/2 GR5 Zp
4	2T20-003	510023	AR	Tubing Poly 1/4" OD
5	44103211	530004	1	Q-Lock Connector Elbow 1/4" MPT x 1/4" Hose
6	M200PLG025	530094	1	Manifold Plug 2" X 1/4" Port
7	FC200	540001	AR	Manifold Clamp 2" Standard
8	150G	530014	AR	Manifold Gasket 2"
9		500027	AR	VALVE 450BEC MANIFOLD (NARROW) (NON-FLOWBACK)
9		500028	AR	VALVE 450BEC MANIFOLD (WIDE) (NON-FLOWBACK)
9	50516-6	500029	AR	VALVE 450BEC MANIFOLD (WIDE) (FLOWBACK)
10	56609-2-F		AR	Valve Sub-Assembly
11	45529-1"	530190	AR	Quick Connector Sub-Assembly
12	64016H	540014	AR	Hose Clamp 1"
13	1BH200	510016	AR	Hose Spray EDPM 1" ID
14	HB100	530041	AR	Hose Barb 1" MPT X 1" HB
15	LST100-80	530474	AR	Strainer Line 80 Mesh Screen (LST180 Screen)
16		236	AR	Nut HH 5/16" CL Zp
17		120	AR	Bolt HH 5/16 X 3-1/2 GR5 Zp
18	HB100-90	530044	AR	Hose Barb Elbow 1" MPT X 1" Hose
19	64016H	540014	AR	Hose Clamp 1"
20	1BH100	510016	AR	Hose Spray EDPM 1" ID
21	HB100	530056	AR	Hose Barb 1" x 1" Tee
22	64016H	540014	AR	Hose Clamp 1"
23	1BH200	510016	AR	Hose Spray EDPM 1" ID
24	EL100-90	530310	AR	Elbow 1" FPT
25	HB100-90	530044	AR	Hose Barb Elbow 1" MPT X 1" Hose
26	HB100	530041	AR	Hose Barb 1" MPT X 1" HB
27	V13N34	530245	AR	Cap 1" FPT
28	58140	520037	AR	Fenceline Nozzle Body, Manually Controlled
28A	55280-1	520038	AR	Fenceline Nozzle Body, Electrically Controlled
29	345-005	540032	2	Hose Clamp 3/8"
30	3/8BH200	510020	AR	Hose Spray EDPM 3/8"
31	1338D	530306	2	Fenceline Nozzle Body
32	3B12	530206	2	Nozzle Body Nut
33	CP8027-NYB	520019	2	Nozzle Tip Nut
34		227	2	Nut HH 1/4" Nylock ZP
35	44103206	530001	1	Q-LOCK Connector 1/4" MPT x 1/4" Hose
36	5504-04-04-SS	610006	1	Elbow 1/4" NPT Stainless Steel
37		11758	1	Guage Bracket
38		11786	1	Guage Strap
39	45529-90-1	530190	1	Elbow 3/4" Return To Tank
40	64012H	540013	1	Clamp 3/4"
41	BS-3/4 BH200	510019	1	Hose 3/4"
42		500027	AR	VALVE 450BEC MANIFOLD (NARROW) (NON-FLOWBACK) (Items 9 & 10)
42		500028	AR	VALVE 450BEC MANIFOLD (WIDE) (NON-FLOWBACK) (Items 9 & 10)
42	54608-15-450BEC3	500029	AR	VALVE 450BEC MANIFOLD (WIDE) (FLOWBACK) (Items 9 & 10)
43		257	AR	5/16" Washer
44	TC-130	540037	AR	T-Bolt Clamp
45	3D34100	530275	AR	Hose Barb
46	QJ17560A-25M	520030	AR	Body Single
47	Q54676-1/4-NYR	530248	AR	Adapter
48	3EL14628	530209	AR	1/4 x 3/8" Barb 90°
49	58480-2	530429	AR	Cable, Chem Saver Electric Option
50	W806V	530227	AR	Cap Gasket
51	CP7717-3-912-VI	530198	AR	O-Ring
52	CP37166-1-302SS	530193	AR	Retaining Clip
53	BJTEE 100 FP	530147	AR	Tee 1" NPT

Fence Line Option





ILLUSTRATED PARTS LIST

Fence Line Option Parts List

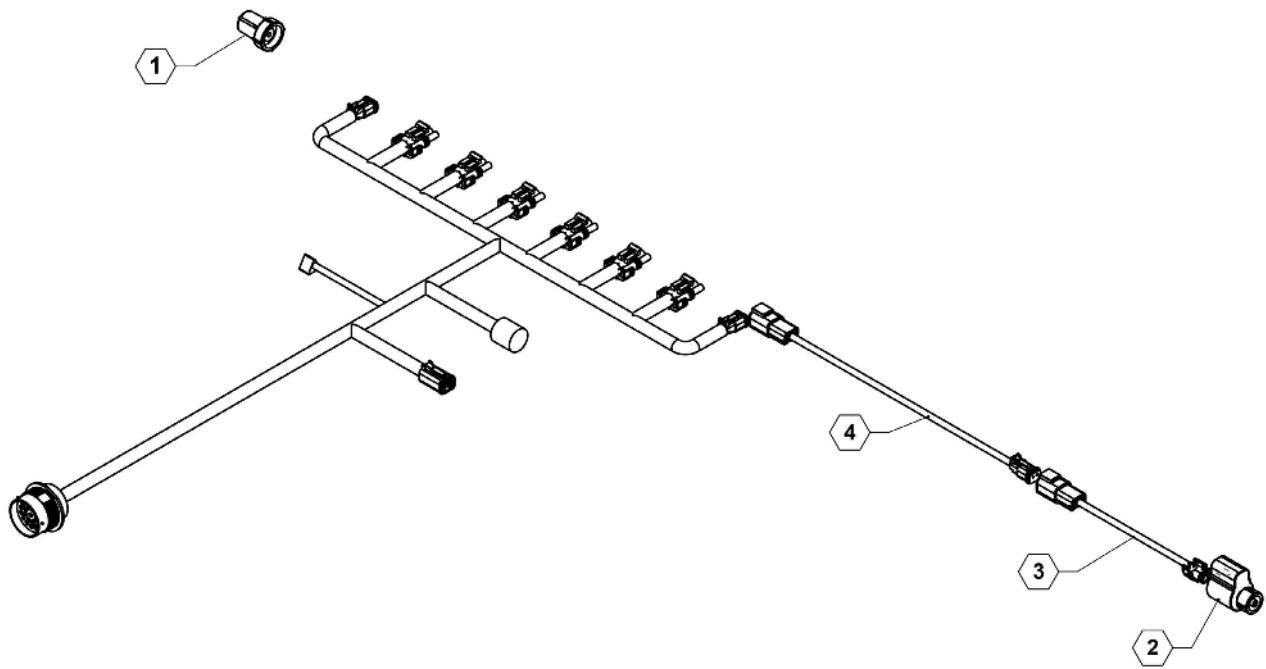
ITEM	PART NO.	QTY.	DESCRIPTION
1	520016	2	NOZZLE SEAT WASHER, RUBBER
2	520037	2	NOZZLE MANUAL CHEM SAVER
3	520038	2	NOZZLE ELECTRIC CHEM SAVER
4	632044	2	CABLE ADAPTER 2P DT TO 2P 6"
5	540032	4	CLAMP, HOSE 5/16"
6	632054	2	55' FENCE ROW CABLE



ILLUSTRATED PARTS LIST

Single Fence Line, Display Control

NOTE:
1. FOR USE WITH RAVEN RCM AND JD RC2000





ILLUSTRATED PARTS LIST

Single Fence Line, Display Control Parts List

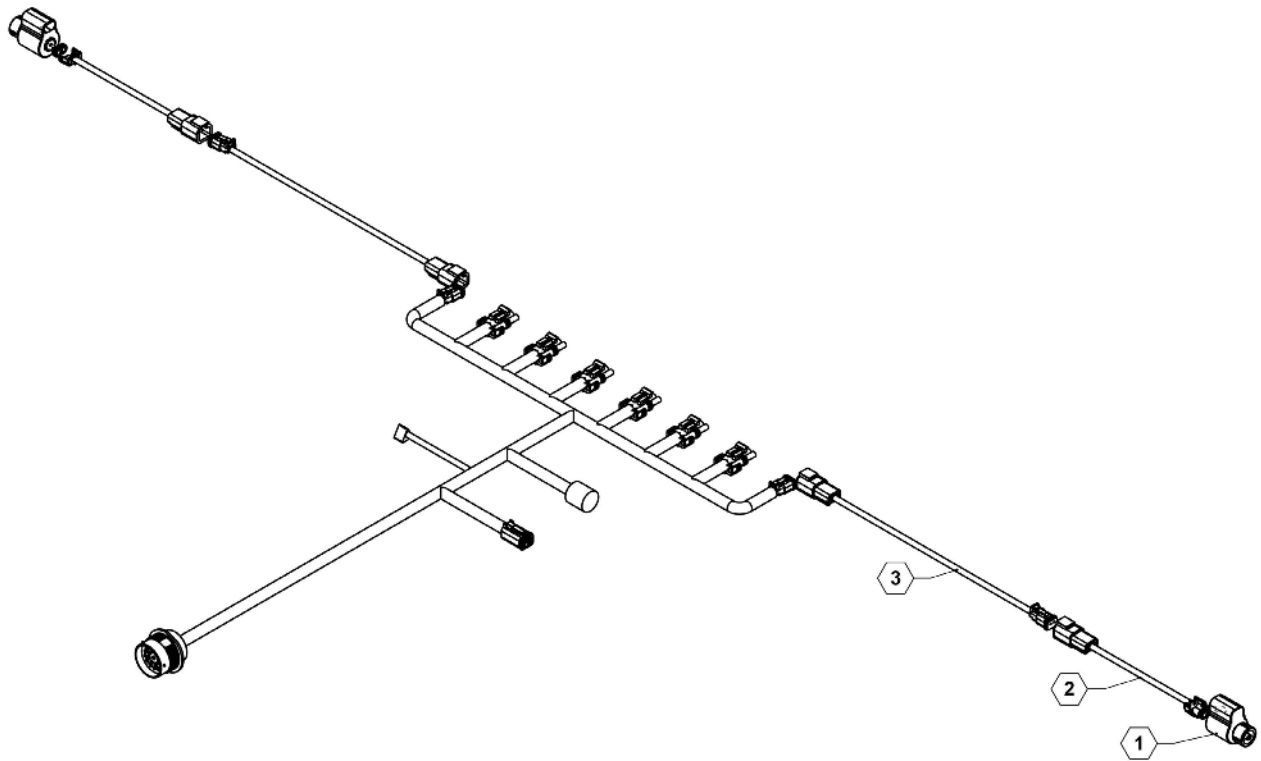
ITEM	PART NO.	QTY.	DESCRIPTION
1	520037	1	VALVE, MANUAL CHEMSAVER
2	520038	1	VALVE, ELECTRIC CHEMSAVER
3	632044	1	FENCEROW ADAPTER CABLE, 6"
4	632054	1	FENCEROW CABLE, 55'



ILLUSTRATED PARTS LIST

Dual Fence Line, Display Control

NOTE:
1. FOR USE WITH RAVEN RCM AND JD RC2000





ILLUSTRATED PARTS LIST

Dual Fence Line, Display Control Parts List

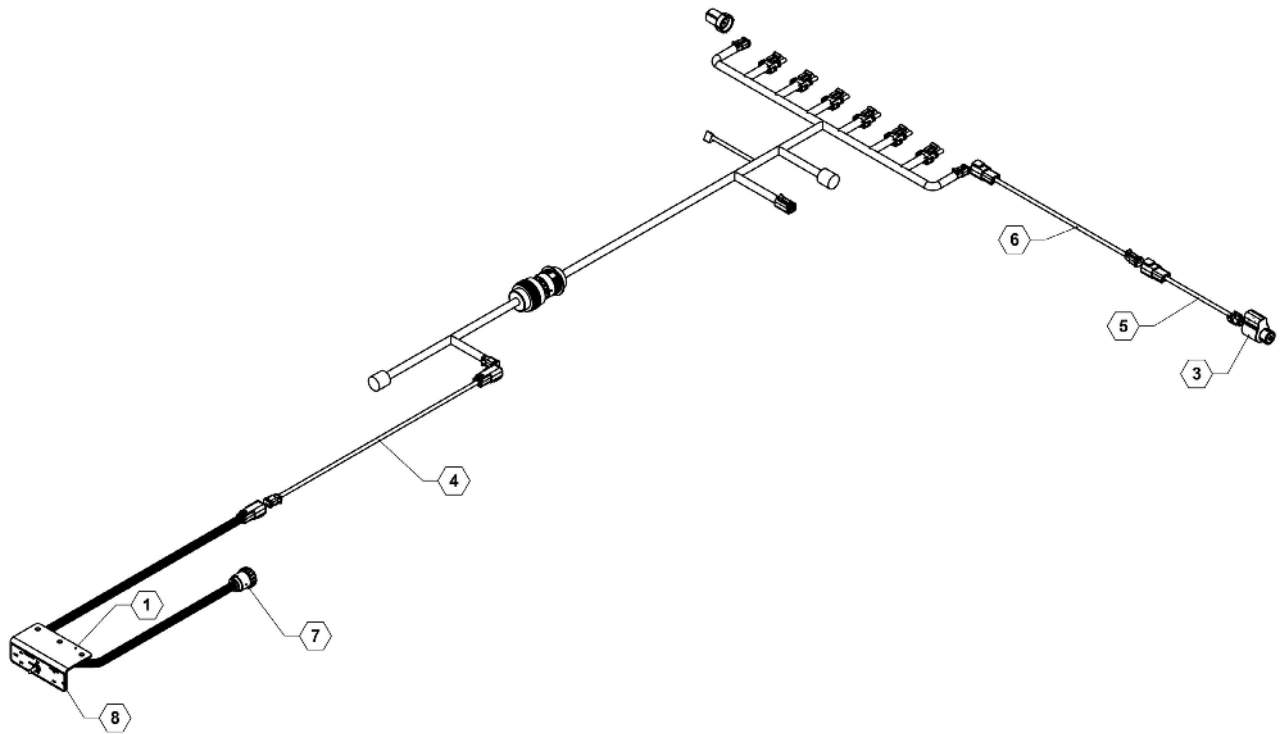
ITEM	PART NO.	QTY.	DESCRIPTION
1	520038	2	VALVE, ELECTRIC CHEMSAVER
2	632044	2	FENCEROW ADAPTER CABLE, 6"
3	632054	2	FENCEROW CABLE, 55'



ILLUSTRATED PARTS LIST

Single Fence Line, Toggle Switch Control

NOTE:
1. FOR USE WITH RAVEN 450, JD GREENSTAR & OTHER 16 & 37 PIN CABLING CONTROLLERS





ILLUSTRATED PARTS LIST

Single Fence Line, Toggle Switch Control Parts List


ITEM	PART NO.	QTY.	DESCRIPTION
1	18437	1	PLATE, MOUNT
2	520037	1	VALVE, MANUAL CHEMSAVER
3	520038	1	VALVE, ELECTRIC CHEMSAVER
4	632042	1	2 PIN DT 40' CABLE EXTENSION
5	632044	1	FENCEROW ADAPTER CABLE, 6"
6	632054	1	FENCEROW CABLE, 55'
7	632089	1	CABLE, SINGLE ELECTRIC FENCELINE NOZZLE
8	800261	1	DECAL, FENCELINE & AGITATION



ILLUSTRATED PARTS LIST

Dual Fence Line, Toggle Switch Control

NOTE:
1. FOR USE WITH RAVEN 450, JD GREENSTAR & OTHER 16 & 37 PIN CABLING CONTROLLERS



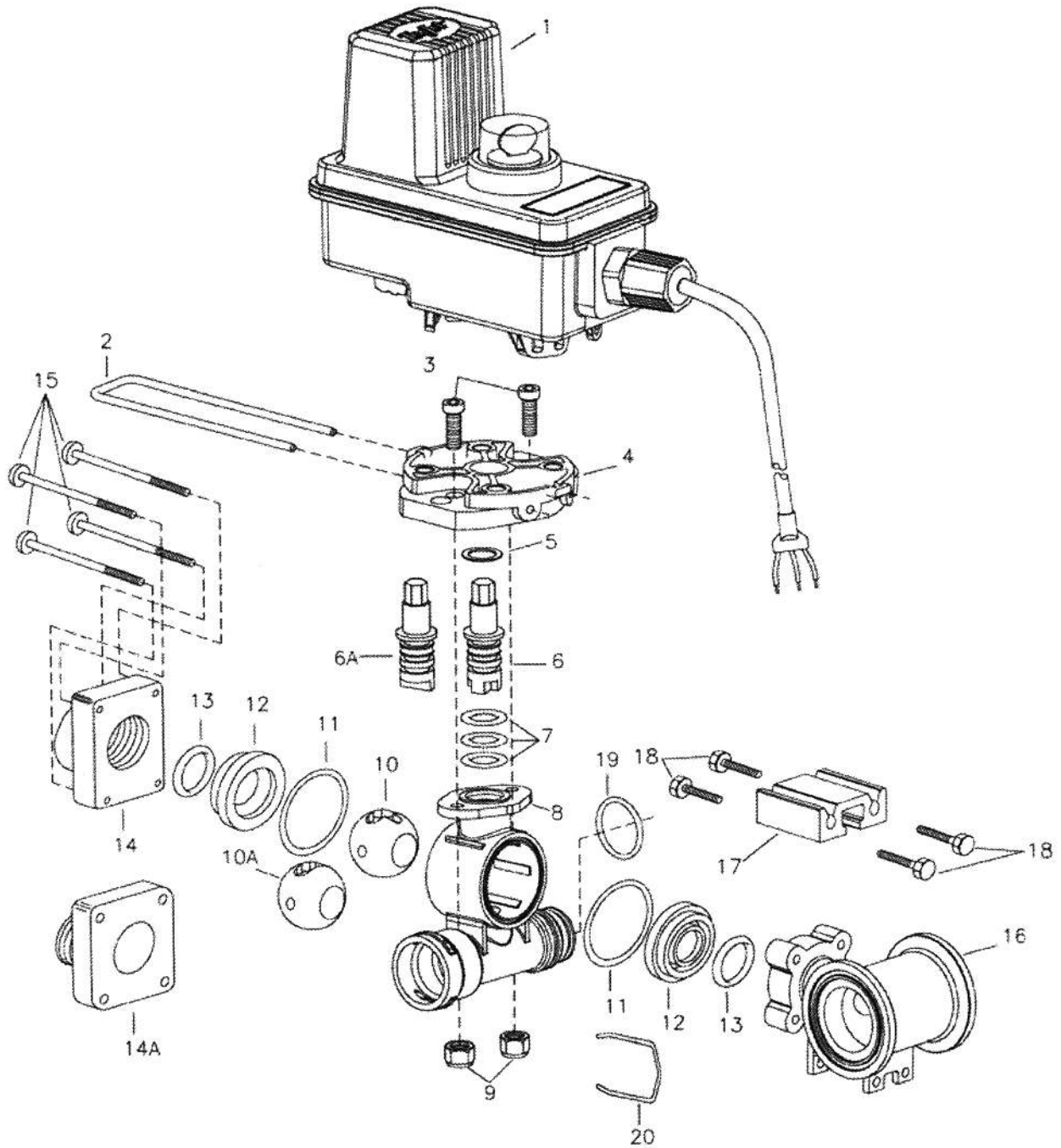


ILLUSTRATED PARTS LIST

Dual Fence Line, Toggle Switch Control Parts List

ITEM	PART NO.	QTY.	DESCRIPTION
1	18437	1	PLATE, MOUNT
2	520038	2	VALVE, ELECTRIC CHEMSAVER
3	632042	1	2 PIN DT 40' CABLE EXTENSION
4	632044	2	FENCEROW ADAPTER CABLE, 6"
5	632054	2	FENCEROW CABLE, 55'
6	632088	1	CABLE, DUAL ELETRIC FENCELINE NOZZLES
7	800261	1	DECAL, FENCELINE & AGITATION

Plumbing Valves



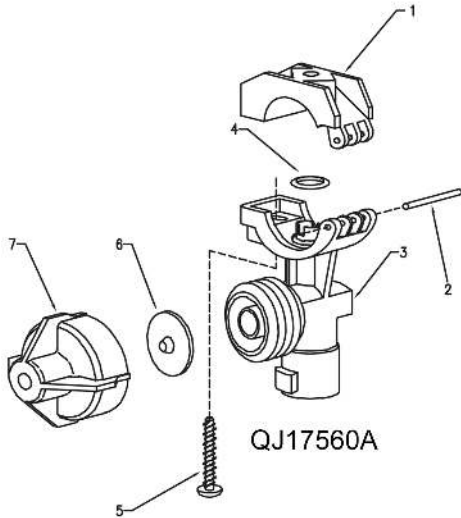


ILLUSTRATED PARTS LIST

Plumbing Valves Parts List

ITEM	VENDOR PART NO.	QTY.	DESCRIPTION
0	PL450BEC-FB	1	Shut-off Valve
1	TJ505156	1	BEC MOTOR, 22 RPM (.07 SEC)
2	CP50517-SSPV	1	RETAINING CLIP, 304 STAINLESS
3	CP26197-PP	2	SCREW, 1/4"-20 X 7/8", STAINLESS
4	CP50514-PP	1	MOTOR ADAPTER, POLY BLACK
5	CP20125-TEF	1	THRUST WASHER, TEFLON
6	CP56613-SS	1	STEM, 303 STAINLESS (FOR POLY BALL)
7	CP7717-M12X2.5-V1	3	O-RING, VITON
8	CP55233-NYB	1	FLOW BACK BODY, NYLON BLACK
9	CP38435-1/4-SSNY	2	ELASTIC LOCKNUT, 1/4-20, STAINLESS
10	CP20106-2-PP	1	FLOW BACK BALL, POLY, WHITE
10A	CP19926-2-SS	1	FLOW BACK BALL, 303 STAINLESS
11	CP20564	2	GASKET, VITON
12	CP20103-TEF	2	SEAL, TEFLON
13	CP7717-2-2132VI	2	O-RING, VITON
14A	CP45514-NYB	1	END CAP, NYLON, BLACK, QUICK CONNECT
15	CP45252-2-3/4-SSPV	4	SCREW, 1/4-12 X 2-3/4 PAN HEAD, SS
16	CP55224-PP	1	#75 NARROW TEE BODY, POLY, BLACK
17	CP45216-AL	1	MOUNTING RAIL, ALUMINUM
18	CP45259-SS	4	SCREW, M6 X 1 X 16MM HEX, SS
19	CP7717-3-912-VI	2	O-RING, VITON
20	CP37166-1-302SS	2	QUICK CONNECT RETAINING CLIP, 302 SS
	56609-3FB-_-_-	1	VALVE BODY SUB ASSEMBLY, SPECIFY OUTLET SIZE & BALL MATERIAL (INCLUDES ITEMS 1-3)
	AB344AE-KIT	1	SPARE PARTS KIT

Nozzle Bodies



QJ17560A

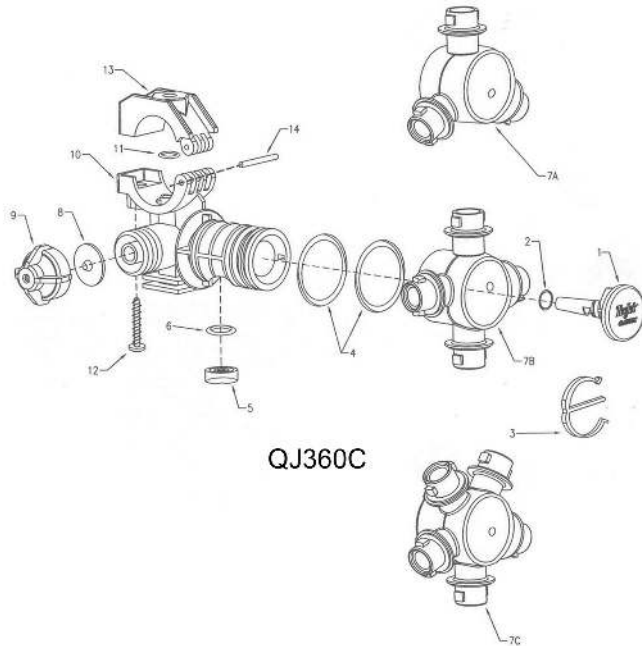
ITEM	PART NO.	DESCRIPTION
1	CP48224-NYB	Upper Clamp, 25mm, Nylon (Black)
2	CP48256-SS	Pivot Pin, Stainless Steel
3	CP48498-NYB	Body, 3/4", Nylon (Black) (for 3/4" and 25mm versions)
4	CP7717-2/110-BU	O-Ring, Buna-N
	CP7717-2/110-VI	O-Ring, Viton (Optional)
5	CP48255-1 1/4-302SS	Screw, Stainless Steel
6	CP21953-EPR	Diaphragm, EPDM
	CP21953-VI	Diaphragm, Viton (Optional)
7	21950-10-NYB	End Cap Sub-Ass'y, Nylon (Black)
No. QJ17560A-25mm-NYB(-VI) - Hinged Nozzle Body Assembly		

ITEM	PART NO.	DESCRIPTION
1	CP38950-8-NYB	Plug, Nylon (Black)
2	CP7717-2-13-EPR	O-Ring, EPDM
	CP7717-2-13-VI	O-Ring, Viton (Optional)
3	CP38951-NYB	E-Clip, Nylon (Black)
4	CP7717-M28x3-EPRTFE	O-Ring, EPR-Teflon Filled (2 Req'd.)
	CP7717-M28x3-VITFE	O-Ring, Viton-Teflon Filled (2 Req'd.) (Optional)
5	CP56726-VITFE	Seal, Viton-Teflon Filled
6	CP7717-2-111-VI	O-Ring, Viton
7A	CP38921-2-NYB	Turret, Nylon (Black) (3 Outlet)
7B	CP38922-2-NYB	Turret, Nylon (Black) (4 Outlet)
7C	CP38923-2-NYB	Turret, Nylon (Black) (5 Outlet)
8	CP21953-EPR	Diaphragm, EPDM
	CP21953-VI	Diaphragm, Viton (Optional)
9	21950-10-NYB	End Cap Sub-assembly, Nylon (Black)
10	CP38925-2-NYB	3/4" & 25mm Body, Nylon (Black)
11	CP7717-2-110-BU	O-Ring, Buna-N
	CP7717-2-110-VI	O-Ring, Viton (Optional)
12	CP48255-1-1/4-302SS	Screw, Stainless Steel
13		
	CP48224-NYB	25mm Upper Clamp, Nylon (Black)
14	CP48256-SS	Pivot Pin, Stainless Steel
No. QJ56_C-25MM-NYB(-VI) - 25mm Wet Boom Nozzle Body*		
*Notes: Specify Either 3, 4, or 5 in Part Number For Number of Outlets Desired.		
-VI in Part Number Specifies Viton O-Ring Option		

DESCRIPTION:
QJ17560A HINGED CLAMP
WET BOOM DIAPHRAGM
CHECK VALVE QUICK TEEJET®
NOZZLE BODY ASSEMBLY
 (1/2", 3/4", 1", 20mm, & 25mm)

Spraying Systems Co.®
 Spray Nozzles and Accessories
 P.O. Box 7900 - Wheaton, IL 60189-7900

Rev. No.	Parts List No.
Ref.	PL QJ17560A
	SHEET OF



QJ360C

DESCRIPTION:
QJ360C WET BOOM
DIAPHRAGM CHECK VALVE
QUICK TEEJET® HINGED
NOZZLE BODY ASSEMBLY

Spraying Systems Co.®
 Spray Nozzles and Accessories
 P.O. Box 7900 - Wheaton, IL 60189-7900

Rev. No. 1	PARTS LIST
Ref.	PL QJ360C-WB
	SHEET OF



QJ375



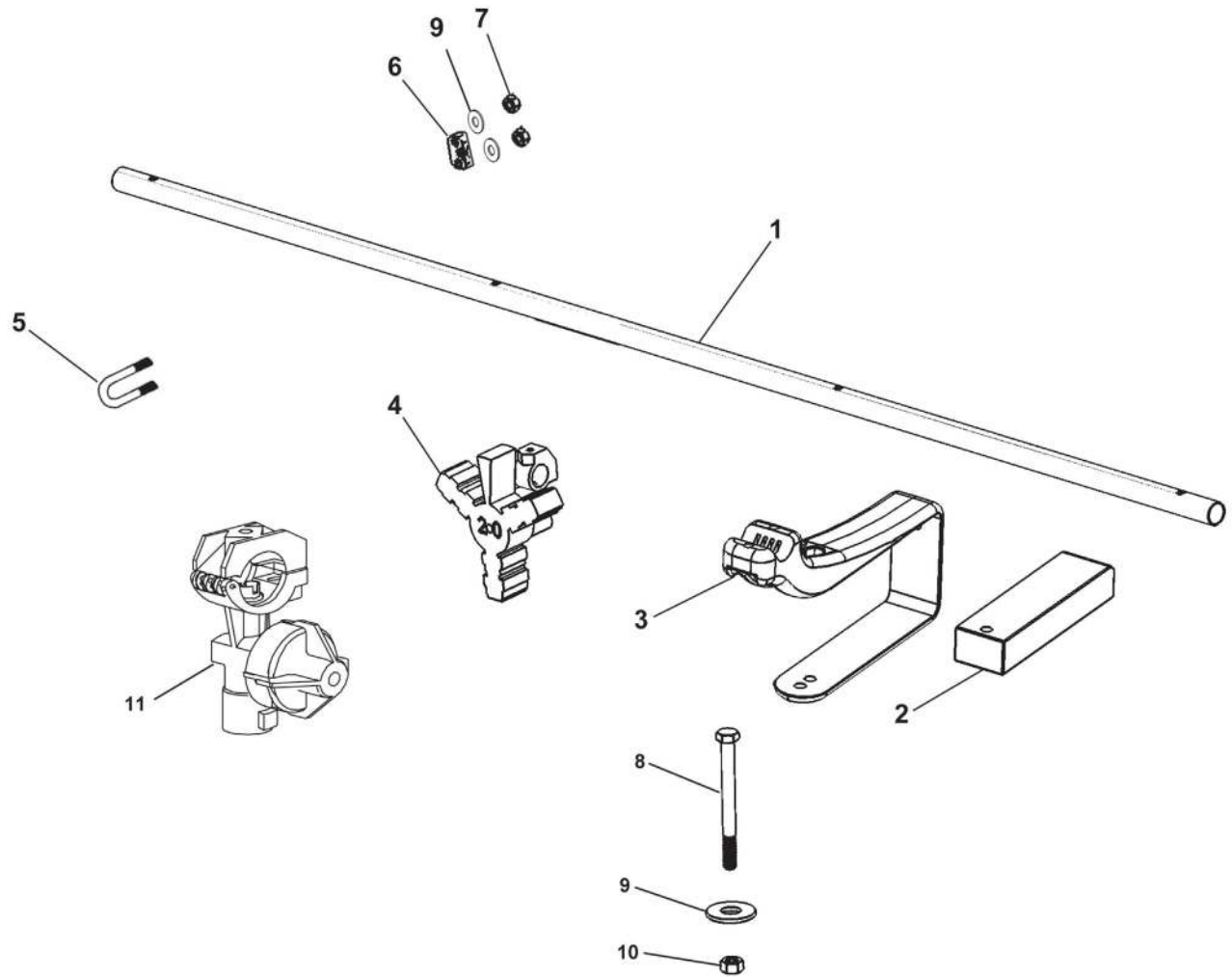
QJ373



ILLUSTRATED PARTS LIST



Delivery Tubes



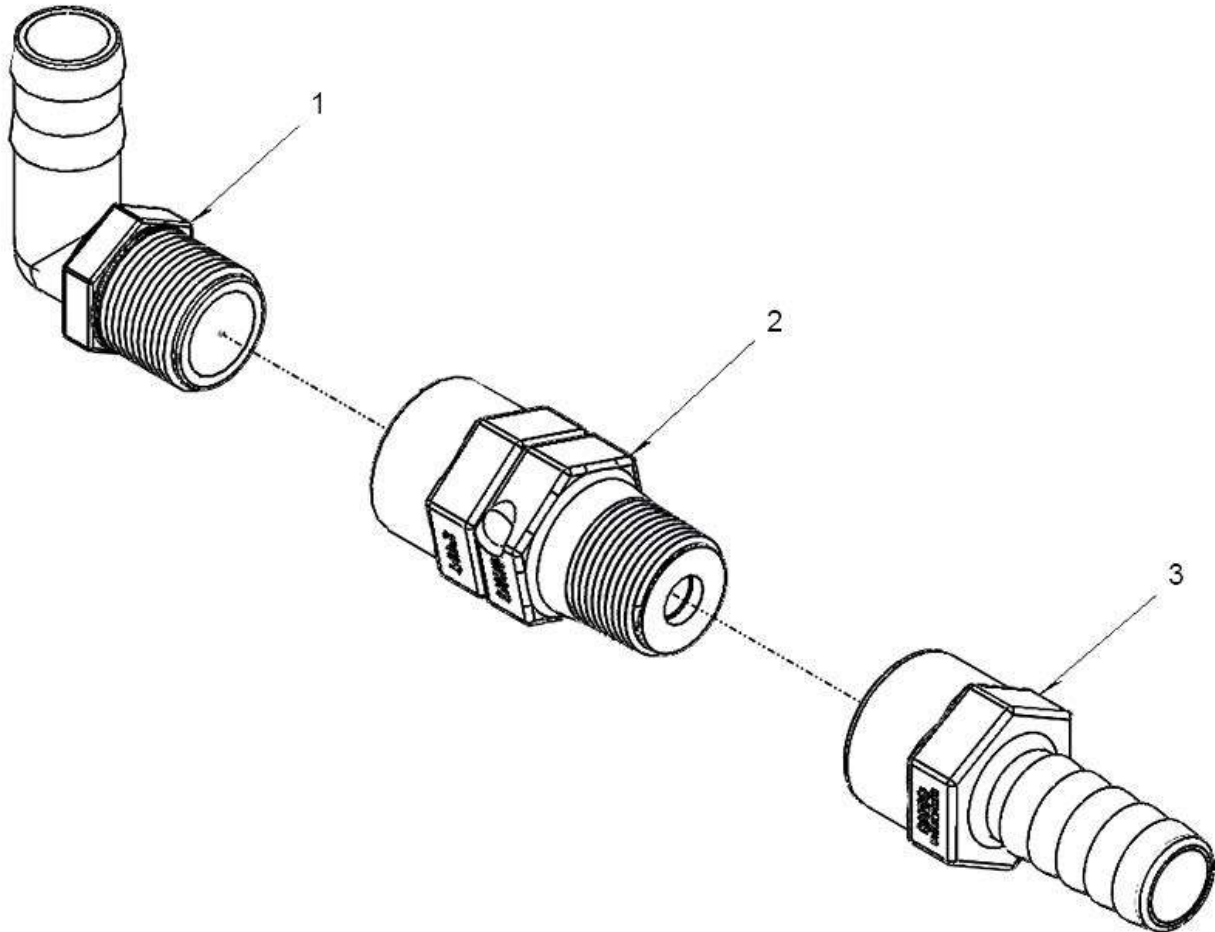


ILLUSTRATED PARTS LIST

Delivery Tubes Parts List

ITEM	PART NO.	QTY.	DESCRIPTION
1	14301	AR	Tube, 6 Port 15 Inch Spacing + Fenceline Valve
1	14302	AR	Tube, 2 Port 15 Inch Spacing
1	14303	AR	Tube, 3 Port 15 Inch Spacing
1	14304	AR	Tube, 4 Port 15 Inch Spacing
1	14305	AR	Tube, 5 Port 15 Inch Spacing
1	14306	AR	Tube, 6 Port 15 Inch Spacing
1	14307	AR	Tube, 7 Port 15 Inch Spacing
1	14308	AR	Tube, 8 Port 15 Inch Spacing
1	14309	AR	Tube, 9 Port 15 Inch Spacing
1	14310	AR	Tube, 10 Port 15 Inch Spacing
1	14311	AR	Tube, 7 Port 20 Inch Spacing + Fenceline Valve
1	14312	AR	Tube, 2 Port 20 Inch Spacing
1	14313	AR	Tube, 3 Port 20 Inch Spacing
1	14314	AR	Tube, 4 Port 20 Inch Spacing
1	14315	AR	Tube, 5 Port 20 Inch Spacing
1	14316	AR	Tube, 6 Port 20 Inch Spacing
1	14317	AR	Tube, 7 Port 20 Inch Spacing
1	14318	AR	Tube, 8 Port 20 Inch Spacing
1	14319	AR	Tube, 9 Port 20 Inch Spacing
1	14320	AR	Tube, 5 Port 20 Inch Spacing + Fenceline Valve
1	14321	AR	Tube, 6 Port 20 Inch Spacing + Fenceline Valve
1	14322	AR	Tube, 2 Port 22 Inch Spacing
1	14323	AR	Tube, 3 Port 22 Inch Spacing
1	14324	AR	Tube, 4 Port 22 Inch Spacing
1	14325	AR	Tube, 5 Port 22 Inch Spacing
1	14326	AR	Tube, 6 Port 22 Inch Spacing
1	14327	AR	Tube, 7 Port 22 Inch Spacing
1	14329	AR	Tube, 6 Port 22 Inch Spacing + Fenceline Valve
1	14330	AR	Tube, 5 Port 22 Inch Spacing + Fenceline Valve
1	14331	AR	Tube, 6 Port 15 Inch Spacing + Fenceline Valve
1	14332	AR	Tube Assembly, 2 Port 15 Inch Spacing, Inc Nozzles
1	14333	AR	Tube Assembly, 3 Port 15 Inch Spacing, Inc Nozzles
1	14334	AR	Tube Assembly, 4 Port 15 Inch Spacing, Inc Nozzles
1	14335	AR	Tube Assembly, 5 Port 15 Inch Spacing, Inc Nozzles
1	14336	AR	Tube Assembly, 6 Port 15 Inch Spacing, Inc Nozzles
1	14337	AR	Tube Assembly, 7 Port 15 Inch Spacing, Inc Nozzles
1	14338	AR	Tube Assembly, 8 Port 15 Inch Spacing, Inc Nozzles
1	14339	AR	Tube Assembly, 9 Port 15 Inch Spacing, Inc Nozzles
1	14340	AR	Tube Assembly, 10 Port 15 Inch Spacing, Inc Nozzles
2	590054	AR	Spacer, Wet Boom
3	540040	AR	Clamp, Wet Boom
4	520039	AR	Nozzle Body Triple Wet Boom
5	590048	AR	U-Bolt Stainless Steel
6	540029	AR	Tube Clamp Base
7	655	AR	Nut HH
8	590078	AR	Bolt HH 1/4 x 4-1/2 GR5 Stainless Steel
9	685	AR	Washer 1/4" Stainless Steel
10	655	AR	Nut 1/4" Nylock Stainless Steel
11	520030	AR	Nozzle Body Single Wet Boom

60 - 80' Side Fold Fitting



60 - 80' Side Fold Fitting Parts List

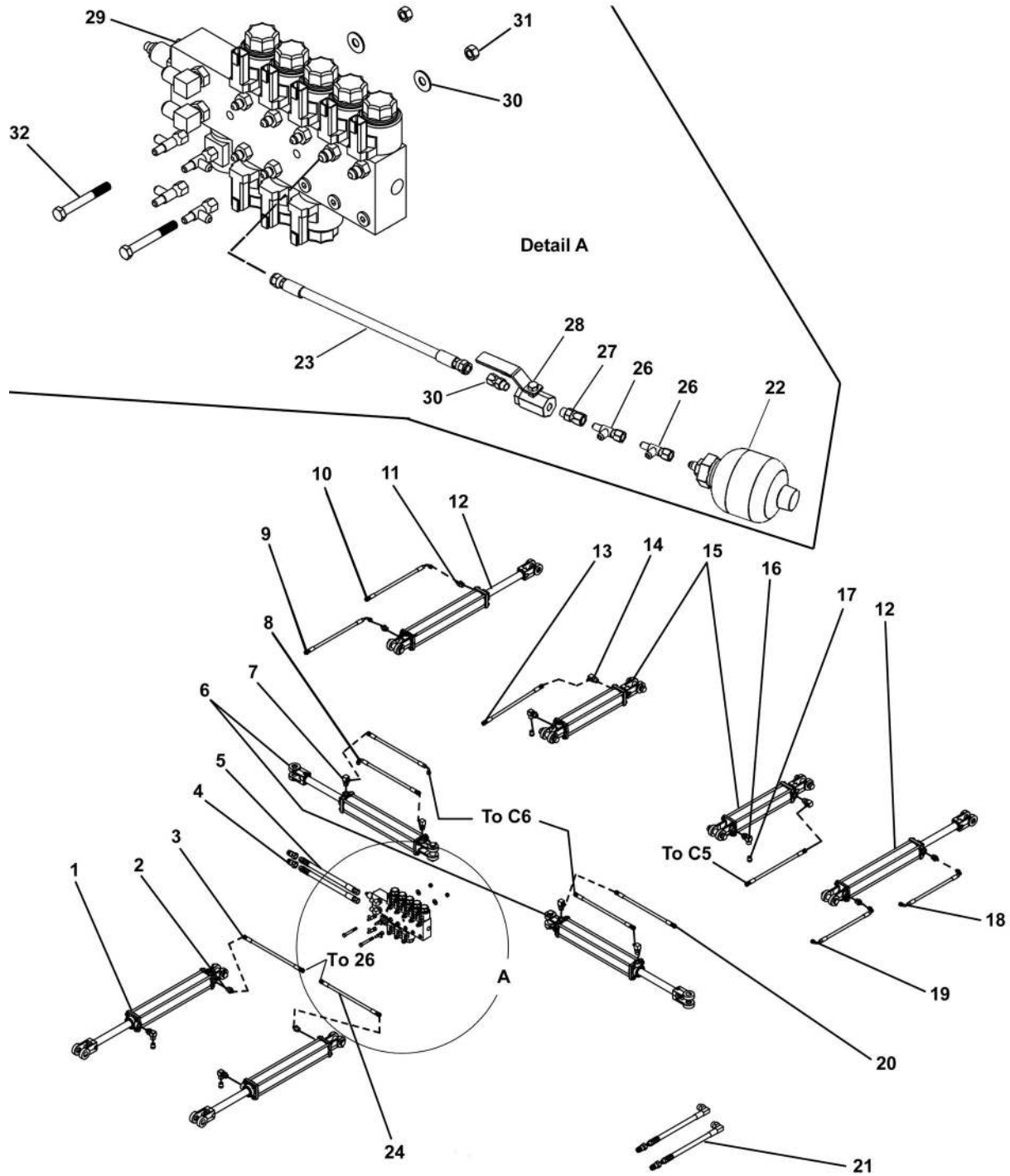
ITEM	PART NO.	QTY.	DESCRIPTION
1	530044	1	1" MPT X 1" HOSE SHANK-90°
2	530326	1	1' MALE X 1" FEMALE SWIVEL
3	530325	1	1' FEMALE THREAD X 1" HOSE SHANK



ILLUSTRATED PARTS LIST



Hydraulic System





ILLUSTRATED PARTS LIST

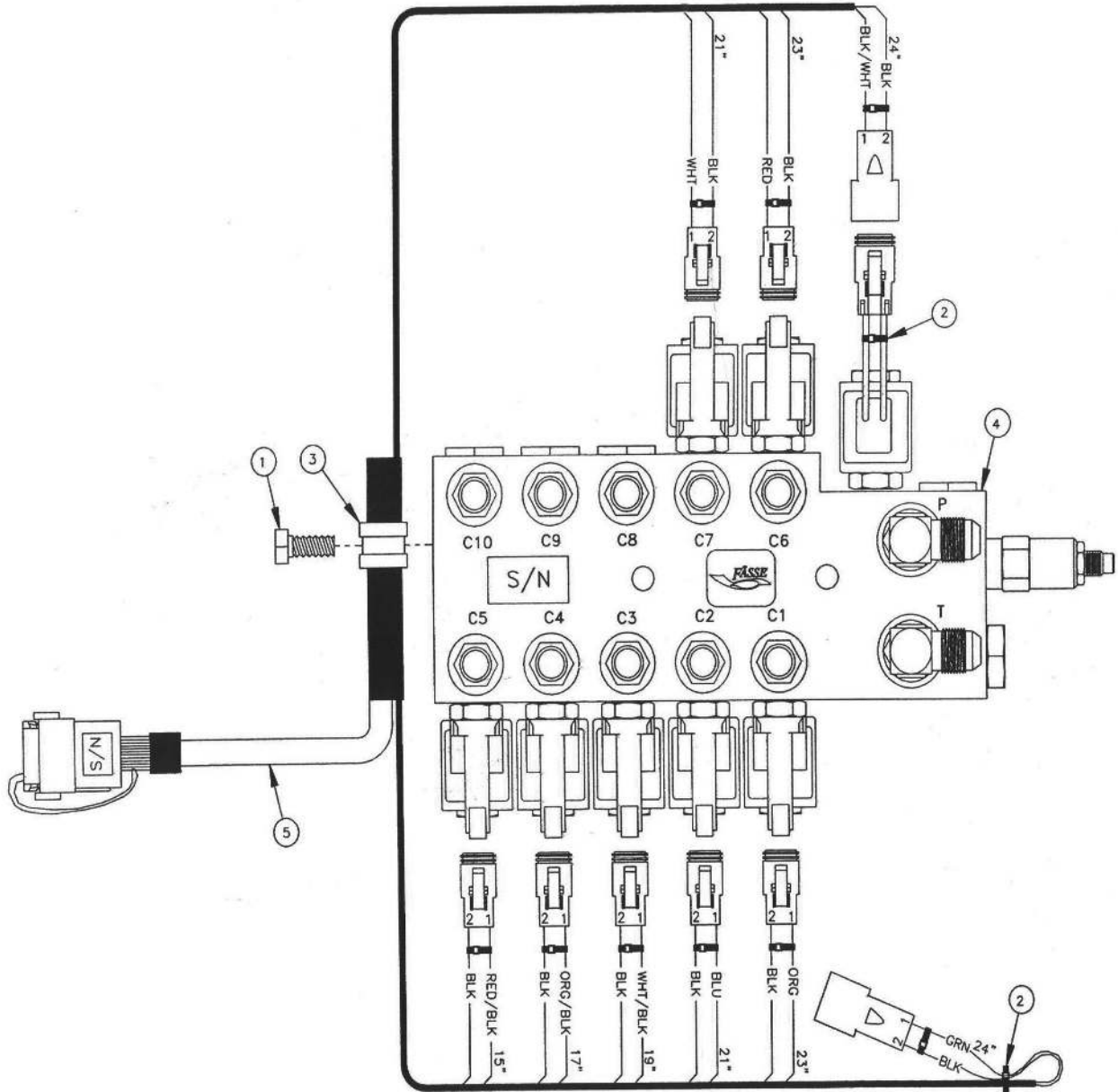
Hydraulic System Parts List

ITEM	VENDOR PART NO.	PART NO.	DESCRIPTION	QTY.	60'	80, 90 & 100'
1	648124	620019	Cylinder, 20TD16-150 SA Push, Main Lift	2		
2	6400-4-8-047	610038	8ORB x 4JIX Restricted Adapter, .047	2		
3	FDM4R17-4FJX	600008	Hose 4JIC Straight	1		
4	2-NV12-12SAE-M	530182	Hydraulic TIP x 8ORB	4		
5	FDM8R17-8FJX-8MBO-288		Hose Hydraulic Block Feed	2		
6	645710	620006	Cylinder, 30TD16-150 Double Acting, Fold	2		
7	6801-4-8-R.045	610039	8ORB x 4JIX 90° Restricted Adapter, .032 (9600N)	4		
7	6801-4-8-R.045	610040	8ORB x 4JIX 90° Restricted Adapter, .045 (9600)	4		
8	FDM4R17-4FJX-4FJX-104		Hose 4JIC Straight	2		
9	FDM4R17-4FJX90M-4FJX-302		Hose 4JIC Straight x 4JIC 90°	1		
10	FDM4R17-4FJX90M-4FJX-302		Hose 4JIC Straight x 4JIC 90°	1		
11		610039	8ORB x 4JIX 90° Restricted Adapter, .032 (9600N)	4		
11	6801-4-8-R.045	610040	8ORB x 4JIX 90° Restricted Adapter, .045 (9600)	4		
12	645710	620006	Cylinder, 30TD16-150 Double Acting, D13, Wing	2		
13	FDM6R17-6FJX-156		Hose 6JIC Straight	2		
14	6801-6-8	610030	8ORB x 6JIX Adapter	2		
15	648422	620023	Cylinder, 25TD08-112 SA Pull, Wing Tilt	2		
15			For Norac/Raven Boom Height Control Systems		Opt.	
15	648402 Opt. Norac/Raven	620022	Cylinder, 25TD10-112 SA Pull, Wing Tilt		Opt.	
16	6805-6-8	610035	8ORB x 3/8" FPT 90° Adapter	4		
17	BV3	610036	Breather 3/8" MPT	4		
18	FDM4R17-4FJX90M-SAME-302		Hose Hydraulic 4JIC 90° x 4JIC 90°	1		
19	FDM4R17-4FJX90M-4FJX-322		Hose Hydraulic 4JIC 90° x 4JIC 90°	1		
20	FDM4R17-4FJX-4FJX-104		Hose Hydraulic 4JIC Straight	2		
21	FDM8R17-8MBO-10MBX090-204		Hose Hydraulic Pump Feed	2		
22	0531-601-500/100	630002	Accumulator	1		
23	FDM4R17-4FJX-4FJX90M-15		Hose Hydraulic 4JIC Straight	1		
24	FDM4R17-4FJX-4FJX-25.3		Hose Hydraulic 4JIC Straight	1		
25	N/A					
26		610026	Run Tee Adapter 4JIC, ZN	6		
26	6602-4	610028	Run Tee Adapter 4JIC	6		
27	6402-04-04	610018	Adapter Swivel 4JIC x 4ORB	1		
28	MPV-14-SAE	500000	Valve 1/4 Turn Hydraulic	1		
29	700-0805-4103	630008	Hydraulic Block - 5 Station		1	
NS	700-0806-4103	630011	Hydraulic Block - 6-Station			1
30	6400-04	610007	4 ORB x 4 JIC	1		
31	237	237	Nut HH 3/8" Nylock Zp Centerlock	2		
32	132	132	Bolt HH 3/8 x 3" GR5 Zp	2		
	Seal Kits					
	648126		648124 20TD16-150 SA PUSH			
	645752		648422 25TD-08-112 SA PULL			
	645752		648402 25TD10-112 SA PULL			



ILLUSTRATED PARTS LIST

Hydraulic Control Valve Harness - 60 - 66 Foot Boom





ILLUSTRATED PARTS LIST

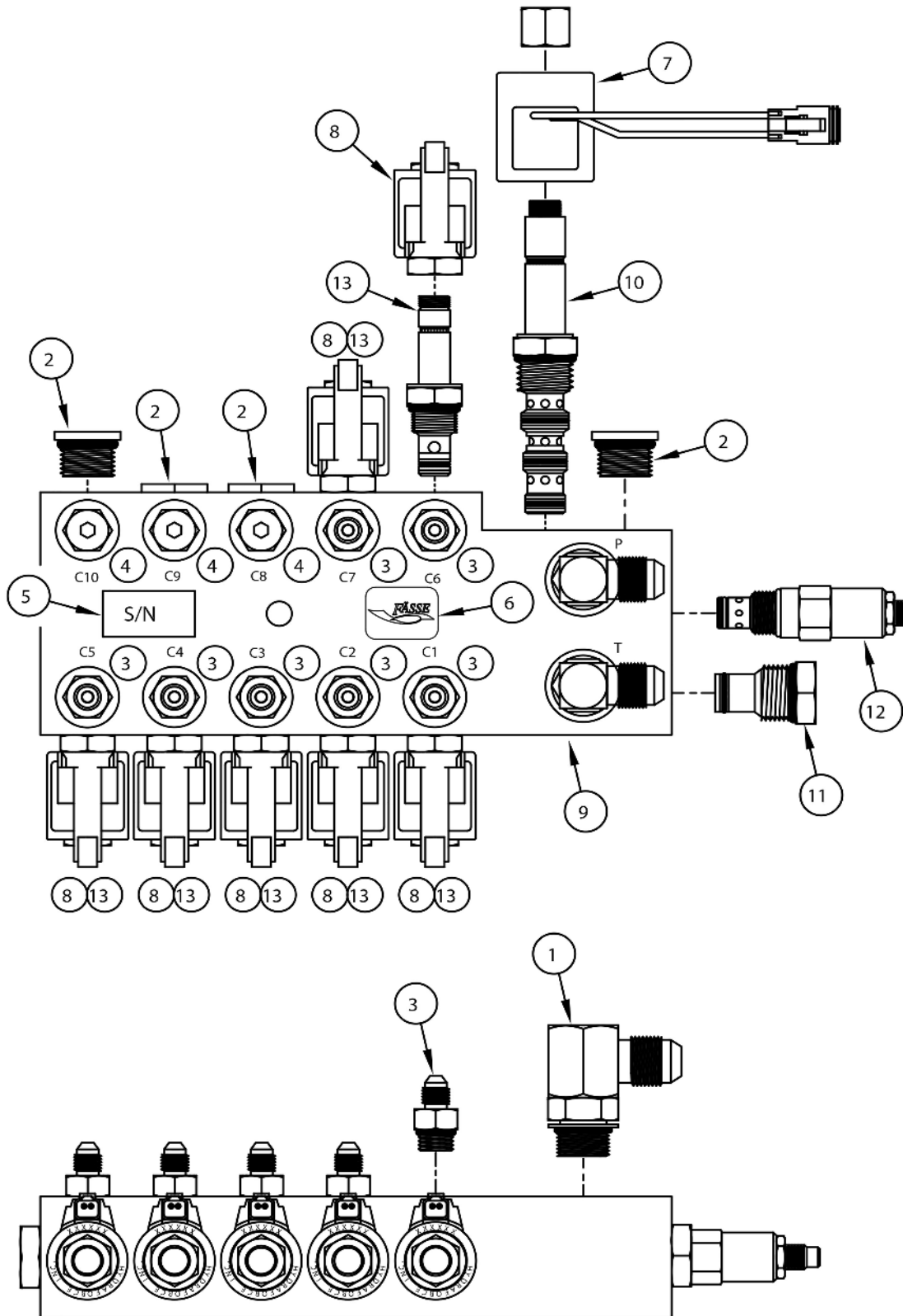
Hydraulic Control Valve Harness - 60 - 66 Foot Boom Parts List

ITEM	VENDOR PART NO.	QTY.	DESCRIPTION
1	212-025	1	Bolt, 5/16-18 x 0.75
2	214-002	14	Cable Tie, Black, 7"
3	255-026	1	Loom Clamp, .5" ID Metal/Rubber
4	302-374	1	Manifold Assembly, 0805 2DA 3SA0Closed Intg DTR 12V WP6400-4 PT6801-8
5	319-668	1	Harness Assembly, 12 con 18ga DTR Key A 12P(12)-2DTR2P(2) 33'



ILLUSTRATED PARTS LIST

Hydraulic Control Valve - 60 - 66 Foot Boom



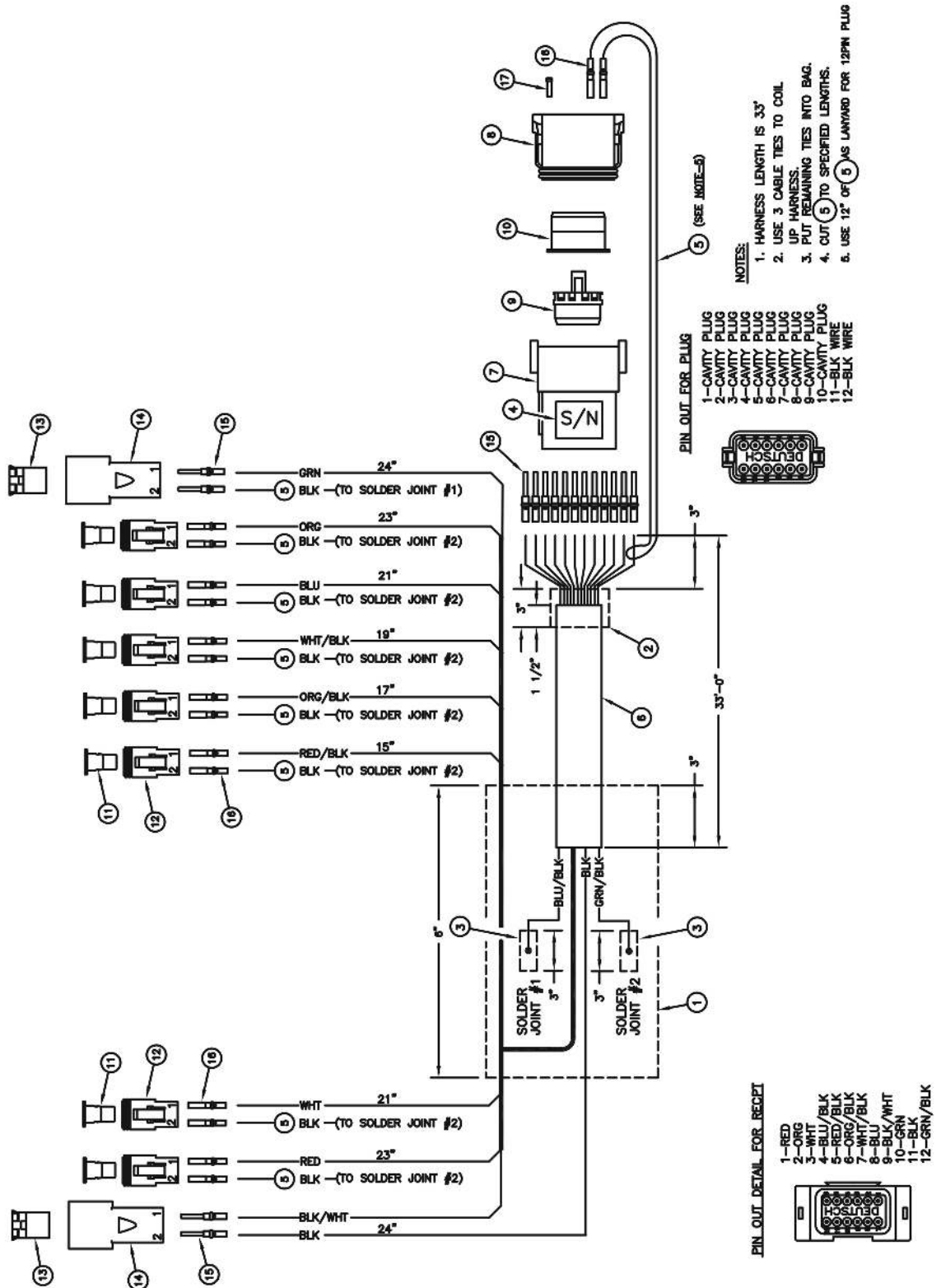


ILLUSTRATED PARTS LIST

Hydraulic Control Valve - 60 - 66 Foot Boom Parts List

ITEM	VENDOR PART NO.	QTY.	DESCRIPTION
1	210-017	2	FITTING 6801-8-8/E-MJ-MO
2	210-038	4	FITTING 6408-HHP-8/HOLL HEX PLUG MO
3	210-113	7	FITTING 6400-4-6/S-MJ-MO
4	210-127	3	FITTING 6408-HHP-6/HOLL HEX PLUG MO
5	232-050	2	DECAL S/N (SILVER)
6	232-058	1	DECAL FASSE BLACK/GOLD 1" X .75" ROUND CORNER
7	253-037	1	COIL H/F 6359774 DT
8	253-046	7	COIL HYDAC 0312600 DL DSTCH RECPT.
9	270-093	1	MANIFOLD S14153-4 5CIR AL RV
10	273-008	1	CARTRIDGE SV10-40-0-N-00 (Seal Kit Part Number 274-001)
11	273-012	1	CARTRIDGE CP10-20 (Seal Kit Part Number 274-019)
12	273-058	1	CARTRIDGE H/F RV10-22A-0-N-NC-35-30 (Seal Kit Part Number 274-009)
13	273-077	7	CARTRIDGE HYDAC WS 08W-01-C-N-0 (Seal Kit Part Number 274-028)

Hydraulic Control Valve Harness (319-668) - 60 - 66 Foot Boom





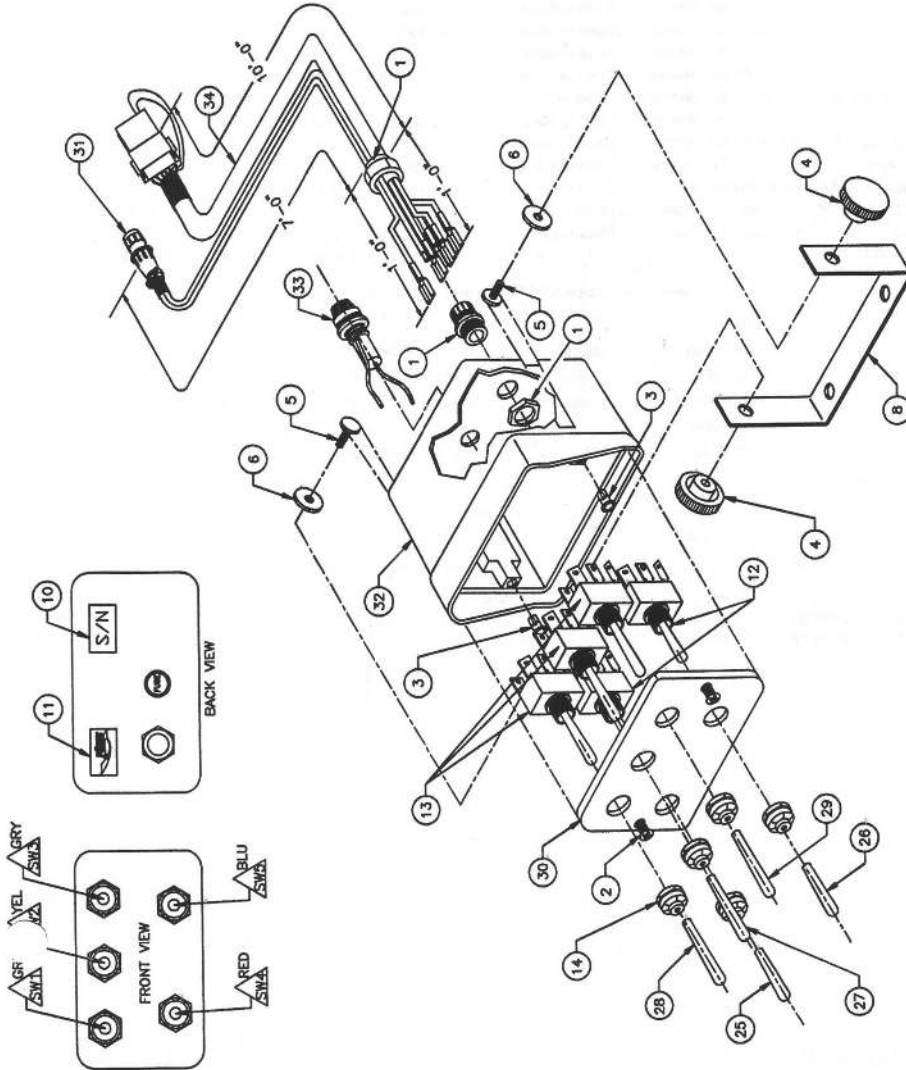
ILLUSTRATED PARTS LIST

Hydraulic Control Valve Harness (319-668) - 60 - 66 Foot Boom Parts List

ITEM	VENDOR PART NO.	QTY.	DESCRIPTION
1	231-008	6"	Shrink Tubing .750
2	231-009	3"	Shrink Tubing .5
3	231-250	6"	Shrink Tubing .250 Black
4	232-050	2	Decal S/N (Silver)
5	252-058	159"	Wire 18ga Black
6	252-064	35'	Cable 12con Gray 18ga
7	255-212	1	Connector Deutsch 12 Pin recepticle DT
8	255-213	1	Connector Deutsch DT PLUG 12 PIN
9	255-214	1	Connector Deutsch LOCK WEDGE 12 PIN DTR
10	255-215	1	Connector Deutsch LOCK WEDGE 12 PIN DTP
11	255-505	7	Connector Deutsch LOCK WEDGE 2 PIN DTP
12	255-801	7	Connector Deutsch 2 PIN PLUG DT
13	255-969	2	Connector Deutsch LOCK WEDGE 2 PIN DTR
14	255-971	2	Connector Deutsch 2 PIN RECEPTICLE DT
15	255-977	16	TERMINAL PIN DEUTSCH 16/18GA
16	255-978	16	TERMINAL SOCKET DEUTSCH 16/18GA
17	255-979	10	Connector Deutsch

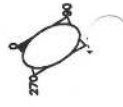
Control Console - 60 - 66 Foot Boom

PARTS LIST			
№	PART NUMBER	QTY	PART DESCRIPTION
1	210-710	1	STR RLF HEYCO .23"-33TD, HOLE DIA. .286"
2	212-184	2	SCREW 6-32 X 3/8 OVAL HD BLK
3	212-202	2	INSERT 6-32X3/8 BRASS
4	212-215	2	KNOB 1/4-20 FEMALE
5	212-231	2	SCREW WELDED 1/4-20 X .500
6	213-335	2	WASHER NYLON .257X.875X.060
7	214-002	3	CABLE TIE BLACK 7"
8	219-300	1	BRKT HSG MONITOR
9	230-087	1	BAG POLY CLR 14 X 18 2MIL W/LOGO
10	232-050	2	DECL S/N (SILVER)
11	232-059	1	DECL GOLD/BLK 1.5 X .5
12	250-007	2	SW TOG DPDT 3P MOM SHORT
13	250-013	3	SW TOG DPDT 3P MOM LONG
14	252-023	5	SW TOG BOOT OPN GRY
15	252-058	18*	WIRE 18GA BLK
16	252-069	24*	WIRE 18GA RED
17	252-060	18*	WIRE 18GA GRN
18	254-001	1	DIODE D11842 6AMP
19	255-002	20	TRM T-TAP F PO BLU
20	255-006	8	TRM PO F NON INS 20/18GA
21	255-030	2	TRM SPLICE CLOSED END 16-18GA
22	255-070	2	TRM PO M/F 14-16GA
23	255-118	2	TRM PO F INS 16-14GA
24	255-285	1	TRM SPLICE CLOSED END LRG
25	259-005	1	SW TOG GRP VMTL RED .187
26	259-015	1	SW TOG GRP VMTL BLU .187
27	259-022	1	SW TOG GRP VMTL YEL .187
28	259-023	1	SW TOG GRP VMTL GRN .187
29	259-027	1	SW TOG GRP VMTL GRY .187
30	311-083	1	ENCL FP DRL MTRX/TD DECL-SX15/32 SSA
31	314-217	1	HARNES R/B WIRE SERIES 3 P/B
32	319-725	1	ENCL DRILL MTRBX FH-7/8" STR RLF
33	319-769	1	FUSEHOLDER PM ASSY 10A /.5"
34	320-184	1	HRN 12CON 18GA DTP KEY A 12P(12) 11" END CAP



SWITCH NOTCH ORIENTATION

- ORIENT SWITCH NOTCHES AS SHOWN IN GRAPHIC
- USE THE ANGLE VALUES SHOWN AS REFERENCE





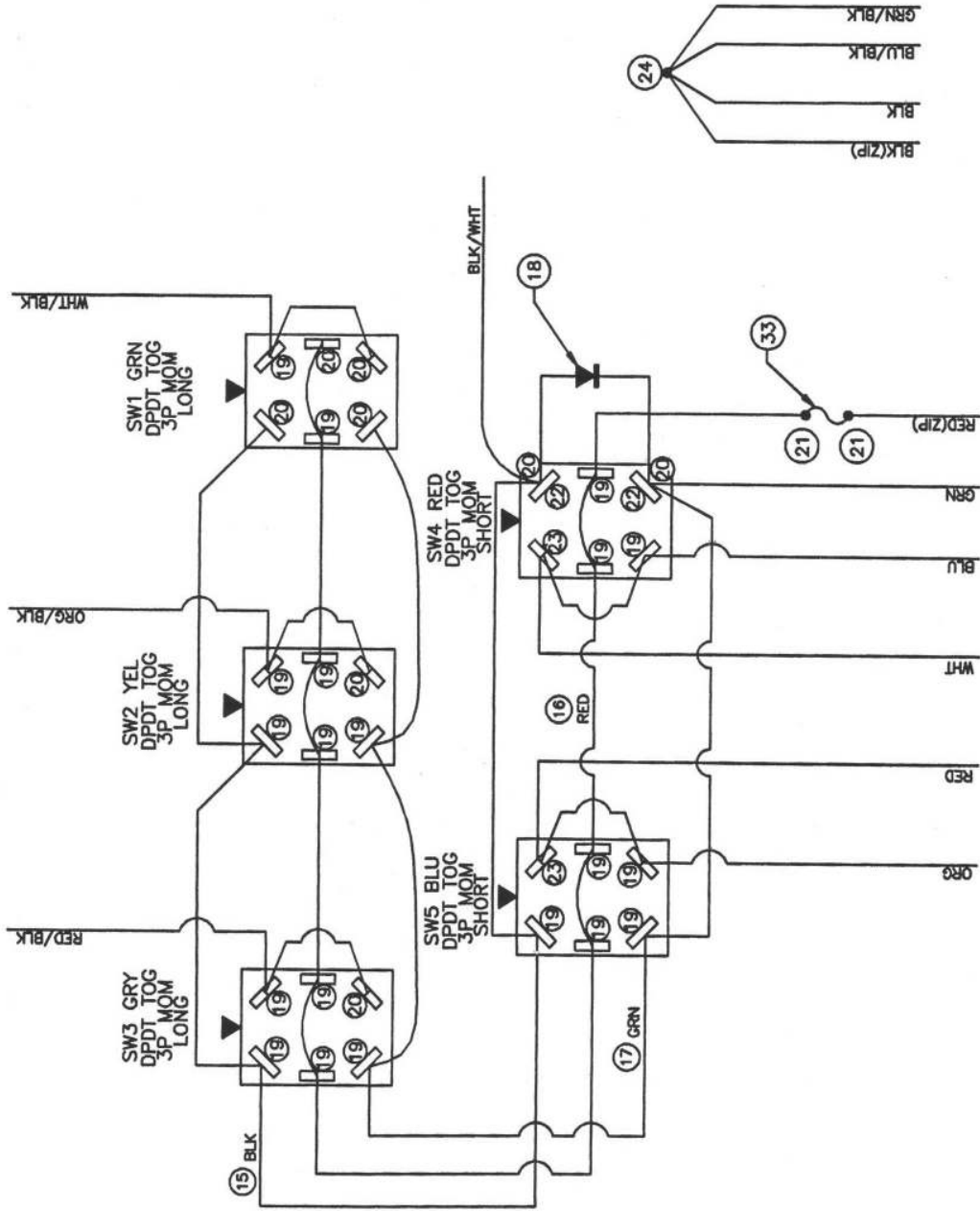
ILLUSTRATED PARTS LIST



FAST GLOBAL
SOLUTIONS

Control Console - 60 - 66 Foot Boom

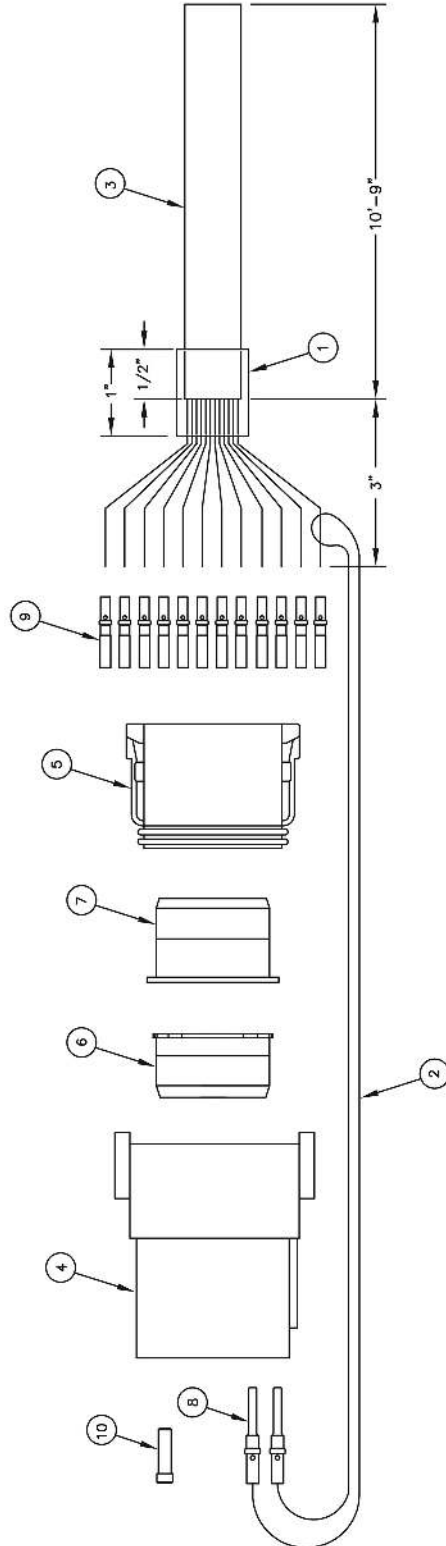
SWITCH WIRING DIAGRAM



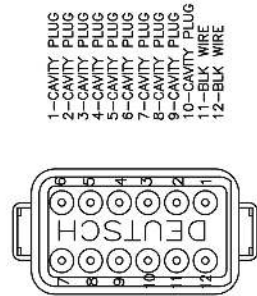
Wiring Harness - 60 - 66 Foot Boom

PARTS LIST

QTY	PART NUMBER	QTY	PART DESCRIPTION
1	231-009	1"	SHRINKTUBING .500" BLK
2	252-058	12"	WIRE 18GA BLK
3	252-064	11"	CABLE 12CON 18GA PVC GRY
4	255-212	1	CONN DEUT DT RECP 12PIN
5	255-213	1	CNTR DEUTSCH 12PIN PLUG DT
6	255-214	1	CONN DEUT LOCKWEDGE 12PIN DTR
7	255-215	1	CNTR LOCK WEDGE 12PIN DTP
8	255-977	2	CONT DEUT PIN 16-18GA
9	255-978	12	CNTR DEUTSCH SOCKET 16/18GA
10	255-979	10	CONT DEUT CAVITY PLUG

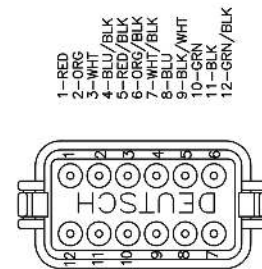


PIN OUT DETAIL FOR RECEIPT



- 1-CAVITY PLUG
- 2-CAVITY PLUG
- 3-CAVITY PLUG
- 4-CAVITY PLUG
- 5-CAVITY PLUG
- 6-CAVITY PLUG
- 7-CAVITY PLUG
- 8-CAVITY PLUG
- 9-CAVITY PLUG
- 10-CAVITY PLUG
- 11-BLK WIRE
- 12-BLK WIRE

PIN OUT DETAIL FOR PLUG



- 1-RED
- 2-ORG
- 3-BLU/BLK
- 4-BLU/BLK
- 5-RED/BLK
- 6-ORG/BLK
- 7-WHT/BLK
- 8-BLU
- 9-BLK/WHT
- 10-GRN
- 11-BLK
- 12-GRN/BLK

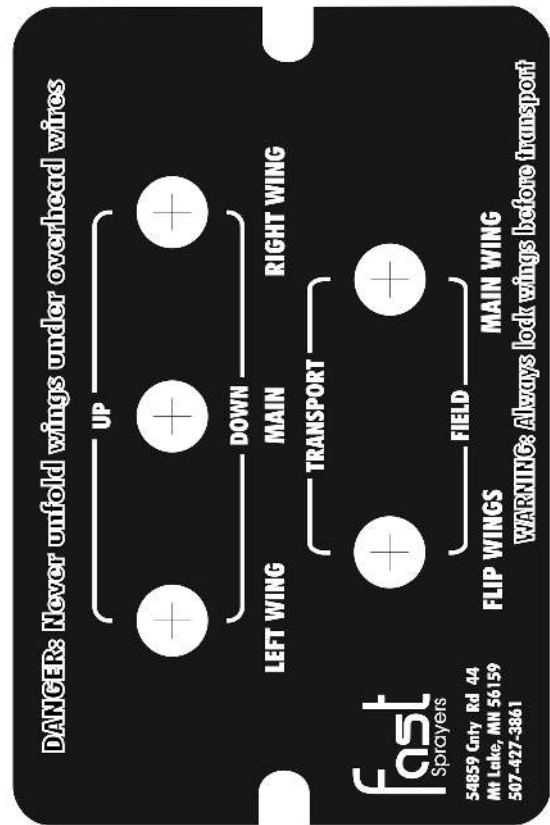


ILLUSTRATED PARTS LIST

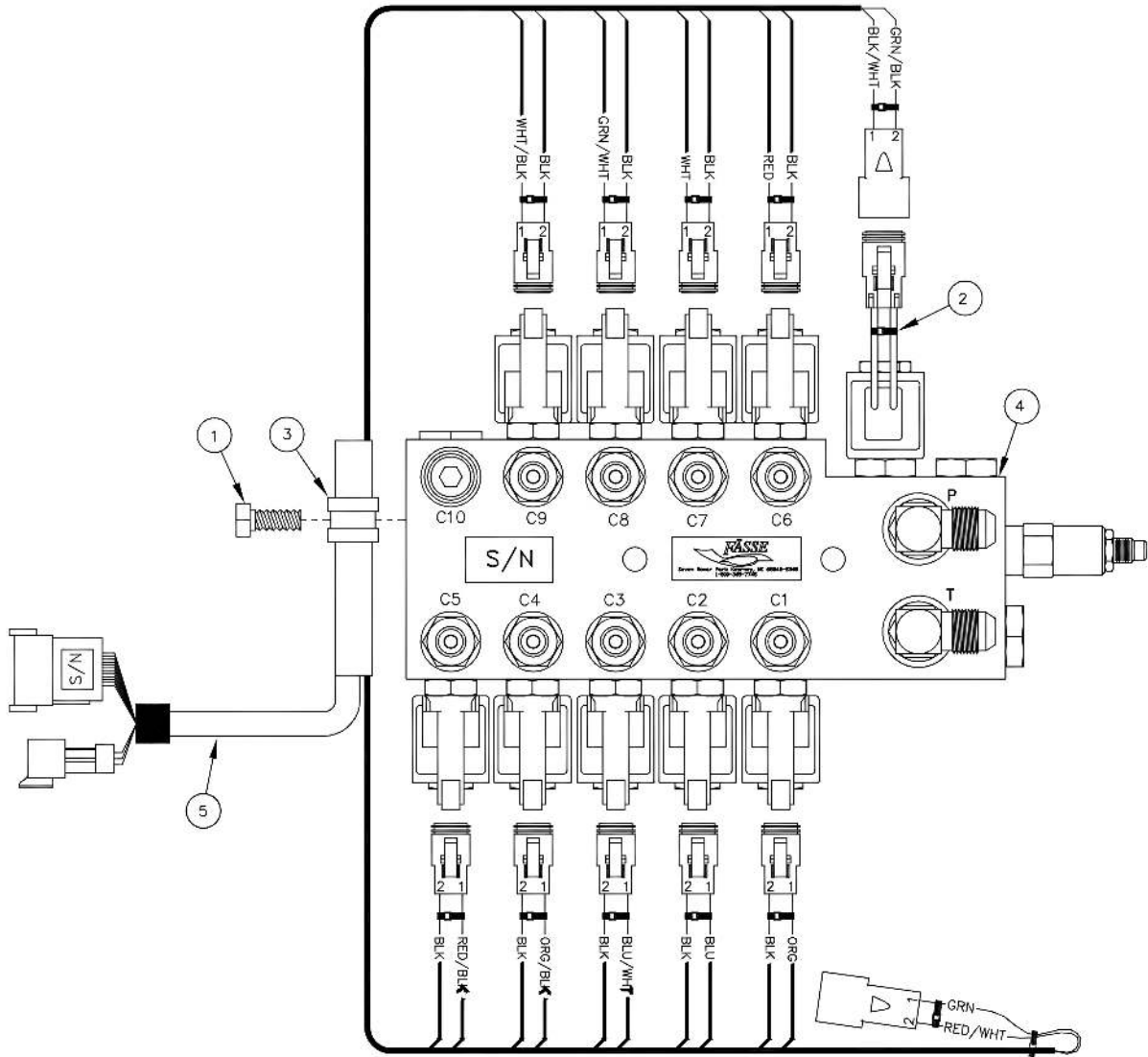
Control Console Decal - 60 - 66 Foot Boom

700-0805-4103 & 700-0805-4104

Switch No.	Boot Color	Switch Position	Hot Wires	Pin Out Location	Pressure Ports	Tank Ports	Function
1 Long	Green	Up (mom)	Wht/Blk & Grn	7 & 10	C3		Lt. Wing Up
		Center (stat)					Off
		Down (mom)	Wht/Blk & Grn & Blk/Wht	7 & 10 & 9		C3	Lt. Wing Down
2 Long	Yellow	Up (mom)	Org/Blk & Grn	6 & 10	C4		Main Up
		Center (stat)					Off
		Down (mom)	Org/Blk & Grn & Blk/Wht	6 & 10 & 9		C4	Main Down
3 Long	Gray	Up (mom)	Red/Blk & Grn	5 & 10	C5		Rt. Wing Up
		Center (stat)					Off
		Down (mom)	Red/Blk & Grn & Blk/Wht	5 & 10 & 9		C5	Rt. Wing Down
4 Short	Red	Up (mom)	Wht & Blu & Grn	3 & 8 & 10	C2	C7	Flip Wings Transport
		Center (stat)					Off
		Down (mom)	Wht & Blu & Grn & Blk/Wht	3 & 8 & 10 & 9		C7	Flip Wings Field
5 Short	Blue	Up (mom)	Red & Org & Grn	1 & 2 & 10	C1	C6	Main Wing Transport
		Center (stat)					Off
		Down (mom)	Red & Org & Grn & Blk/Wht	1 & 2 & 10 & 9		C6	Main Wing Field
			Blk	11			Ground
			Blu/Blk	4			Ground
			Grn/Blk	12			Ground



Hydraulic Control Valve Wiring Harness (319-724) - 80, 90 & 100 Foot Boom



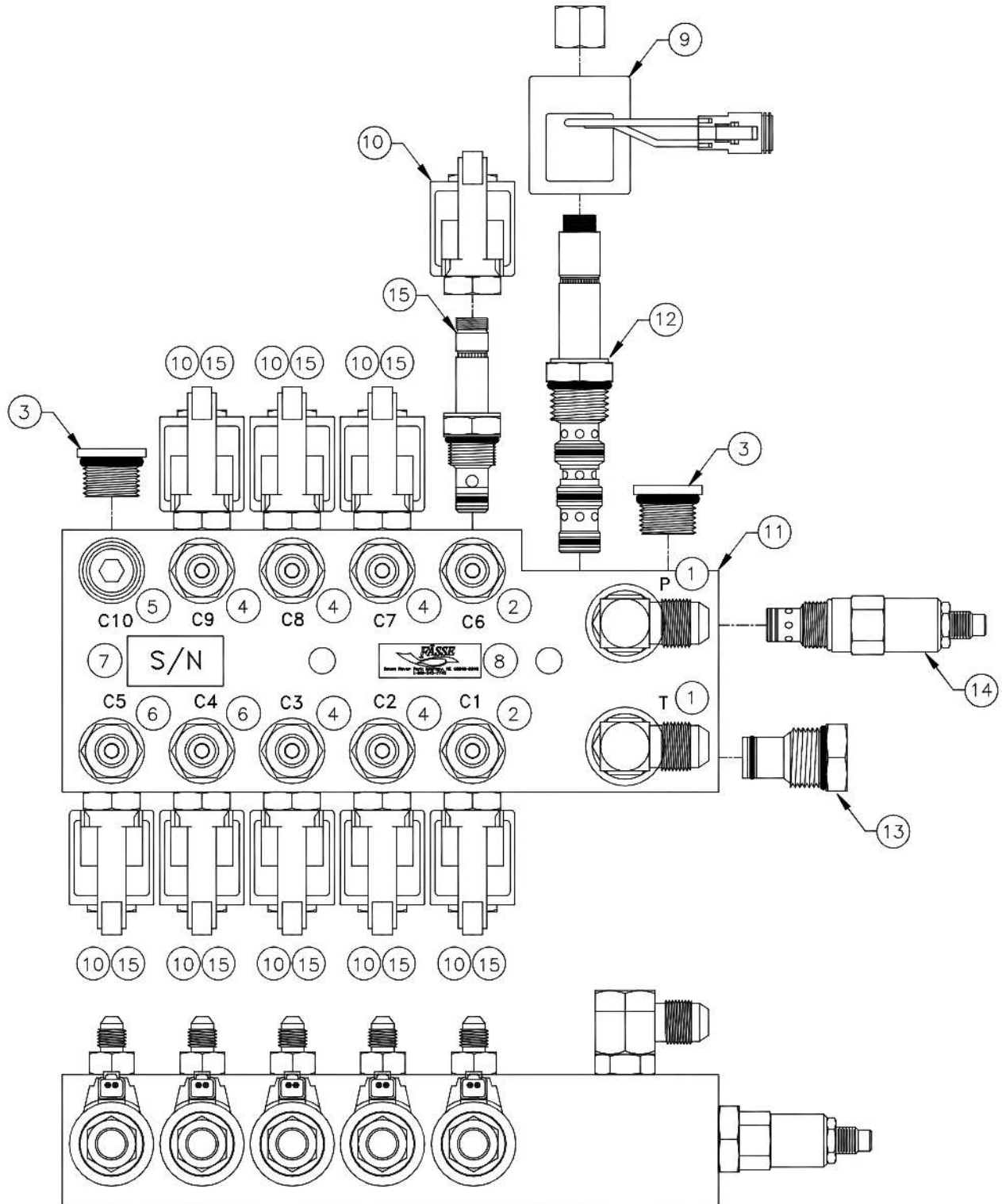
PARTS LIST

N ^o	PART NUMBER	QTY	PART DESCRIPTION
1	212-025	1	BOLT 5/16-18 X .75
2	214-002	13	CABLE TIE BLACK 7"
3	255-026	1	LOOM CLAMP .5"ID METAL/RUBB
4	302-780	1	MANI ASSY 0806 4DA 1SA CLSD DTR 12V WP6400-4(7)+6(2)R.047 P6801-8
5	319-724	1	HRN ASSY 15CON 18GA DTR KEY A 12P(12)-DTR3P(3)-90TP2P(2) 2DTR2P(2) 33'



ILLUSTRATED PARTS LIST

Hydraulic Control Valve - 80, 90 & 100 Foot Boom





ILLUSTRATED PARTS LIST

Hydraulic Control Valve - 80, 90 & 100 Foot Boom Parts List

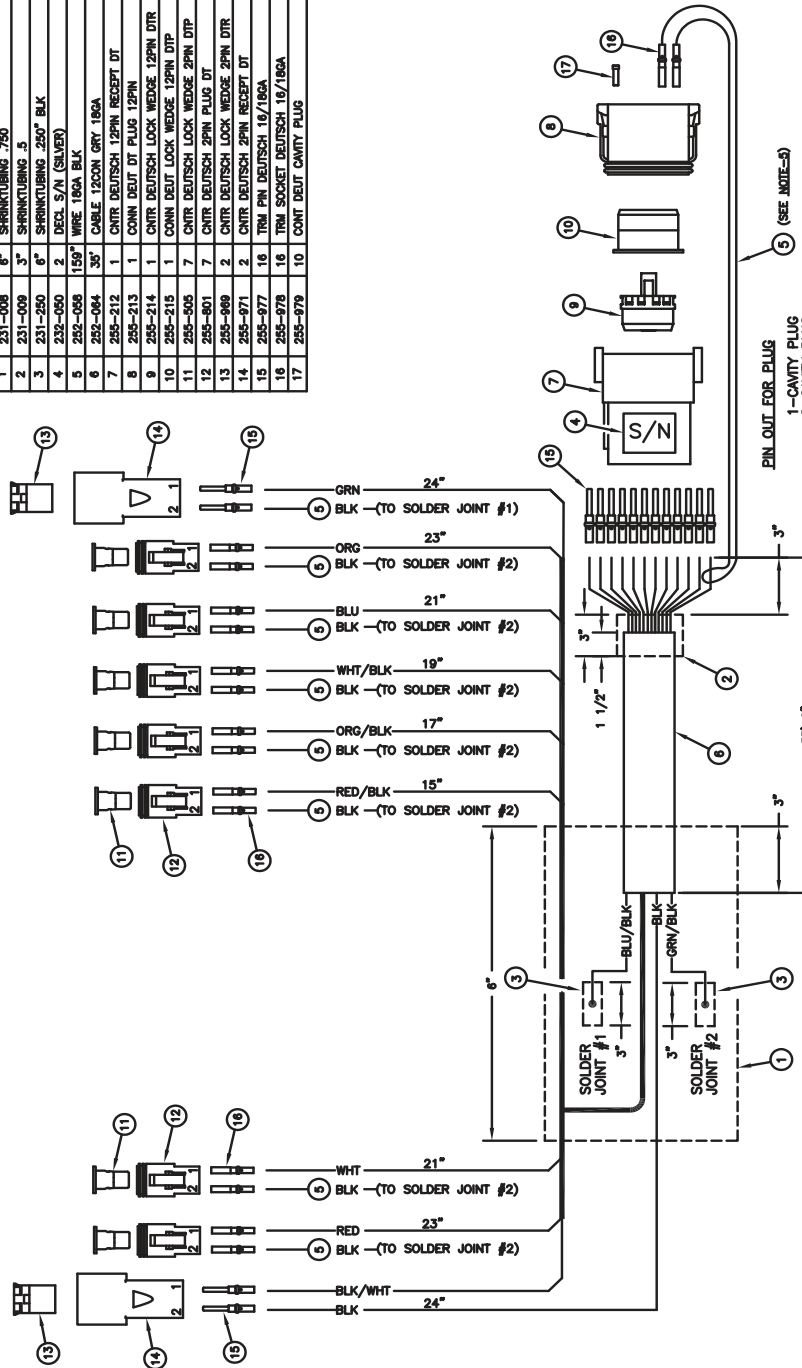
ITEM	VENDOR PART NO.	QTY.	DESCRIPTION
1	210-017	2	FITTING 6801-8-8/E-MJ-MO
2	273-023	2	FITTING 6400-6-6/S-MJ-MO
3	210-038	4	FITTING 6408-HHP-8/HOLL HEX PLUG MO
4	210-113	7	FITTING 6400-4-6/S-MJ-MO
5	210-127	3	FITTING 6408-HHP-6/HOLL HEX PLUG MO
6	210-188	2	FITTING 6400-6-6 R.047/S-MJ-MO
7	232-050	2	DECAL S/N (SILVER)
8	232-058	1	DECAL FASSE BLACK/GOLD 1" X .75" ROUND CORNER
9	253-037	1	COIL H/F 6359774 DT
10	253-046	7	COIL HYDAC 0312600 DL DSTCH RECPT.
11	270-093	1	MANIFOLD S14153-4 5CIR AL RV
12	273-008	1	CARTRIDGE SV10-40-0-N-00 (Seal Kit Part Number 274-001)
13	273-012	1	CARTRIDGE CP10-20 (Seal Kit Part Number 274-019)
14	273-058	1	CARTRIDGE H/F RV10-22A-0-N-NC-35-30 (Seal Kit Part Number 274-009)



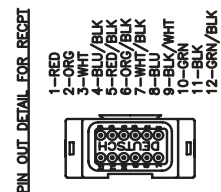
ILLUSTRATED PARTS LIST

Hydraulic Control Valve Wiring Harness (319-668)

PARTS LIST		
14# PART NUMBER	QTY	PART DESCRIPTION
231-008	6"	SHRINKTUBING .750
231-009	3"	SHRINKTUBING .5
231-250	6"	SHRINKTUBING .250" BLK
232-050	2	DECL S/N (SILVER)
232-058	158"	WIRE 18GA BLK
252-064	35"	CABLE 12CON GRY 18GA
255-212	1	CNTR DEUTSCH 12PIN RECEPT DT
255-214	1	CNTR DEUTSCH LOCK WEDGE 12PIN DTR
255-215	1	CNTR DEUTSCH LOCK WEDGE 12PIN DTR
255-505	7	CNTR DEUTSCH LOCK WEDGE 2PIN DTP
255-901	7	CNTR DEUTSCH 2PIN PLUG DT
255-909	2	CNTR DEUTSCH LOCK WEDGE 2PIN DTR
255-971	2	CNTR DEUTSCH 2PIN RECEPT DT
255-977	16	TRM PIN DEUTSCH 16/18GA
255-978	16	TRM SOCKET DEUTSCH 16/18GA
255-979	10	CNTR DEUTSCH CAVITY PLUG



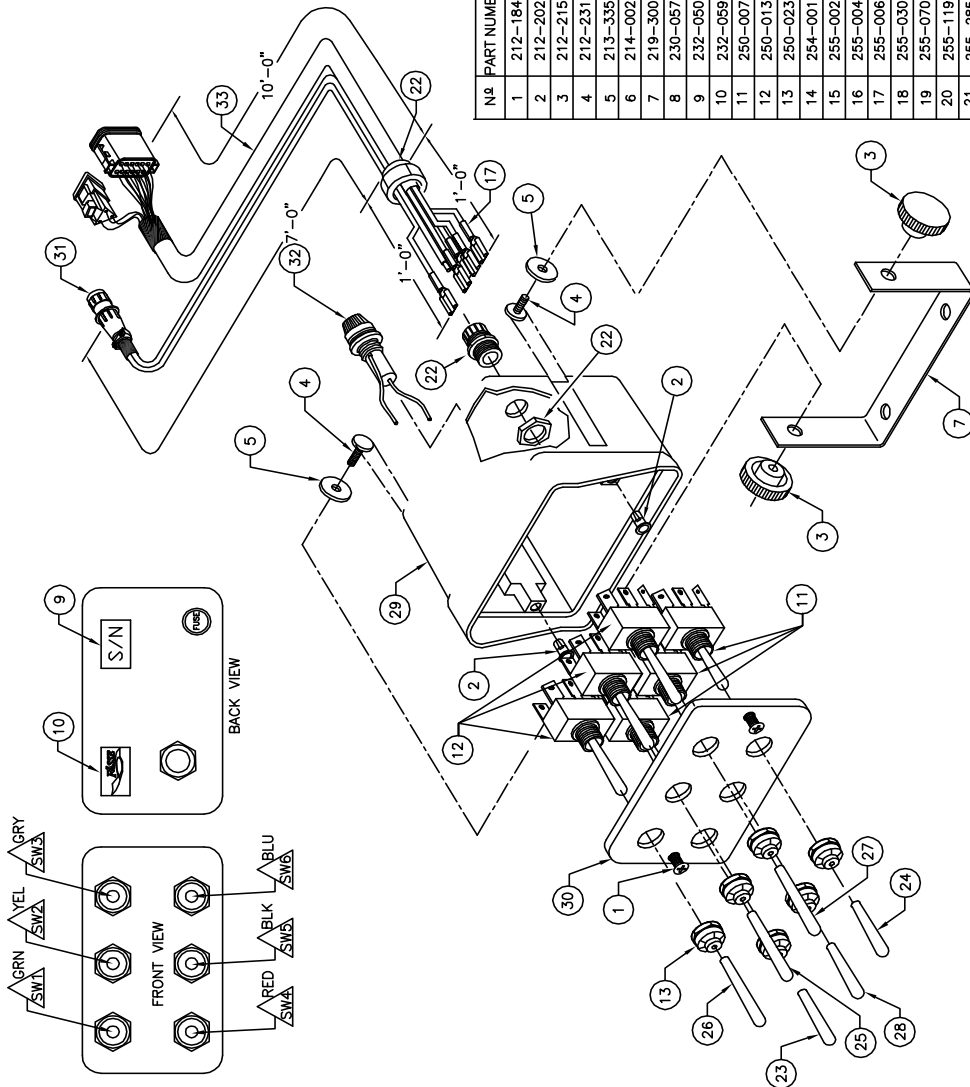
- NOTES:**
1. HARNESS LENGTH IS 33"
 2. USE 3 CABLE TIES TO COIL UP HARNESS.
 3. PUT REMAINING TIES INTO BAG.
 4. CUT (5) TO SPECIFIED LENGTHS.
 5. USE 12" OF (5) LAYWARD FOR 12PIN PLUG





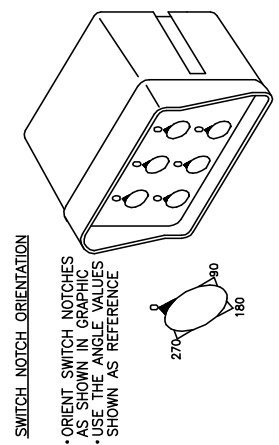
ILLUSTRATED PARTS LIST

Control Console - 80, 90 & 100 Foot Boom



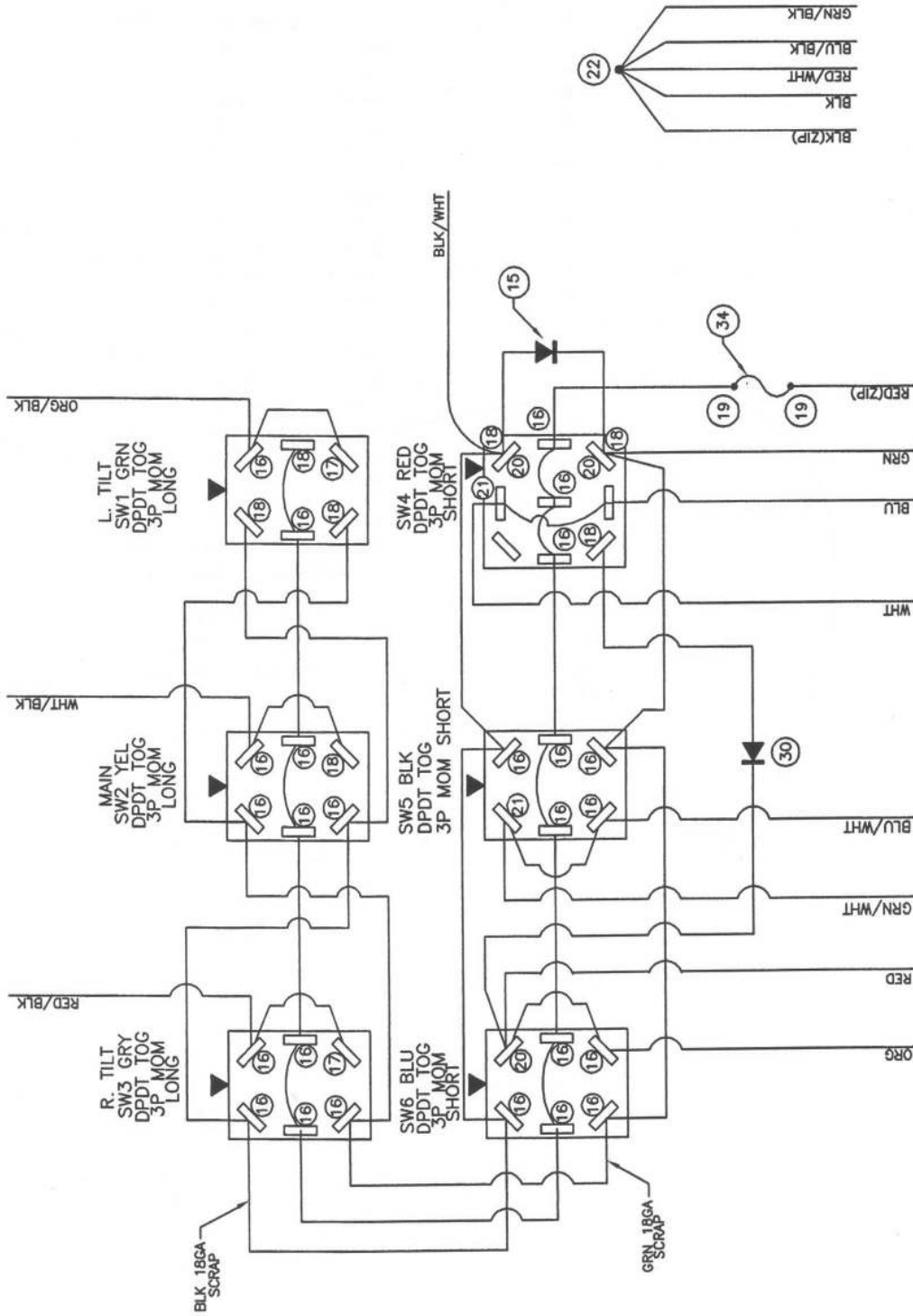
NO	PART NUMBER	QTY	PART DESCRIPTION
1	212-184	2	SCREW 6-32 X 3/8 OVAL HD BLK
2	212-202	2	INSERT 6-32X3/8 BRASS
3	212-215	2	KNOB 1/4-20 FEMALE
4	212-231	2	SCREW WELDED 1/4-20 X .500
5	213-335	2	WASHER NYLON .257X.875X.060
6	214-002	3	CABLE TIE BLACK 7"
7	219-300	1	BRKT HSG MONITOR
8	230-057	1	BAG POLY CLR 14 X 18 2MIL W/LOGO
9	232-050	2	DECL S/N (SILVER)
10	232-059	1	DECL GOLD/BLK 1.5 X 5
11	250-007	3	SW TOG DPDT 3P MOM SHORT
12	250-013	3	SW TOG DPDT 3P MOM LONG
13	250-023	6	SW TOG BOOT OPN GRY
14	254-001	1	DIODE D116A2 6AMP
15	255-002	25	TRM T-TAP F PO BLU
16	255-004	2	TRM PO F FULL INS 22-18GA
17	255-006	6	TRM PO F NON INS 20/18GA
18	255-030	2	TRM SPLICE CLOSED END 16-18GA
19	255-070	2	TRM PO M/F 14-16GA
20	255-119	3	TRM PO F INS 16-14GA
21	255-285	1	TRM SPLICE CLOSED END LRG
22	255-710	1	STRAIN RLF HEYCO .45"-705"ID, HOLE DIA 1.115"
23	259-005	1	SW TOG GRIP VNYL RED .187
24	259-015	1	SW TOG GRIP VNYL BLU .187
25	259-022	1	SW TOG GRIP VNYL YEL .187
26	259-023	1	SW TOG GRIP VNYL GRN .187
27	259-027	1	SW TOG GRIP VNYL GRY .187
28	259-031	1	GRIP TOG VNYL BLK .187"
29	304-400	1	ENCL DRILL FP MNTX FH-1 1/8"G
30	304-751	1	ENCL DRILL FP MNTX SW6 F00204
31	314-217	1	HARNESS R/B WIRE SERIES 3 P/8'
32	319-769	1	FUSEHOLDER PM ASSY 10A /.5'
33	320-760	1	HRN 15CON 18CA DTP KEY A 12P(12)DTP3P(3) 11'

- NOTES:
1. USE 1-CABLE TIE TO COIL UP HARNESS
 2. NOT SHOWN: (6) (8)
 3. CUT (23) (24) & (28) TO FIT ON SW BAT.

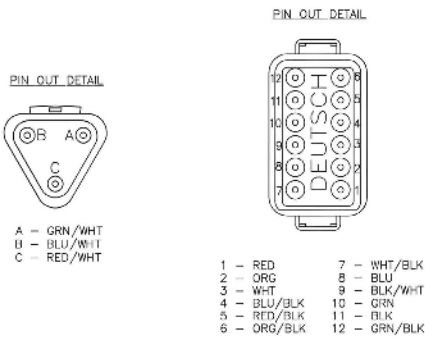
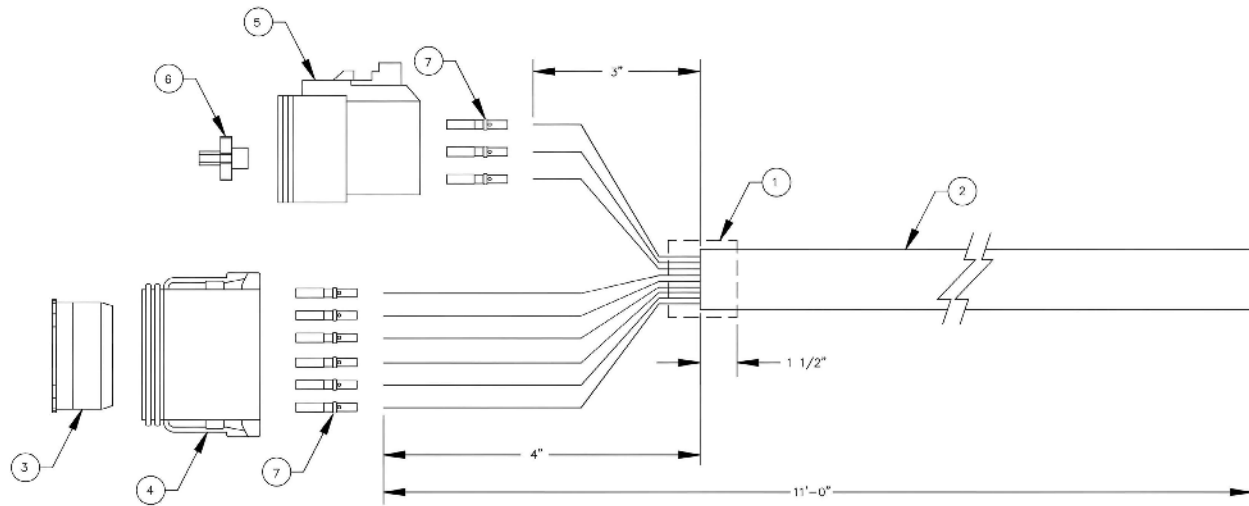


Control Console Switch Diagram

SWITCH WIRING DIAGRAM



Wiring Harness - 80, 90 & 100 Foot Boom



Wiring Harness - 80, 90 & 100 Foot Boom Parts List

ITEM	PART NO.	QTY.	DESCRIPTION
1	231-007	3"	SHRINK TUBING .625
2	252-020	11'	CABLE 15CON 18 GAUGE
3	255-215	1	CENTER LOCK WEDGE 12 PIN DTP
4	255-756	1	CONNECTOR DEUTSCH DT PLUG 12 PIN KEY A
5	255-813	1	CONNECTOR DEUTSCH 3 PIN PLUG DTDT PLUG 12 PIN KEY A
6	255-817	1	CONNECTOR DEITSCH LOCK WEDGE 3 PIN DTP
7	255-978	15	CONNECTOR DEUTSCH SOCKET 16/18 GAUGE

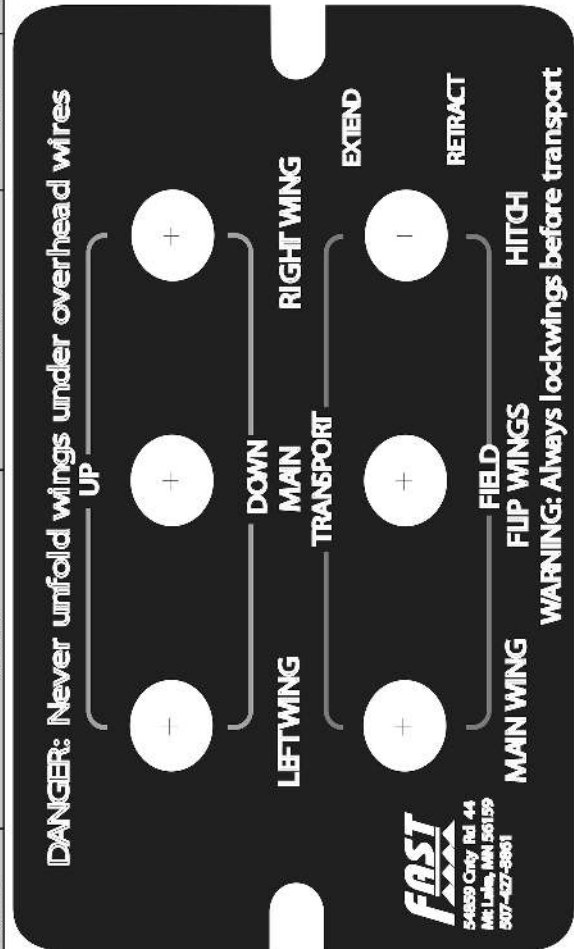


ILLUSTRATED PARTS LIST

Control Console Decal - 80, 90 & 100 Foot Boom

700-0806-4105 120' Fixed Tongue

Switch No.	Boot Color	Switch Position	Hot Wires	Pin Out Location	Pressure Ports	Tank Ports	Function	
1 Long	Green	Up (mom)	Org/Blk & Grn	6-12P, 10-12P	C4		Lt. Wing Up	
		Center (stat)						Off
		Down (mom)	Org/Blk & Grn & Blk/Wht	6-12P, 10-12P, 9-12P		C4		Lt. Wing Down
2 Long	Yellow	Up (mom)	Wht/Blk & Grn & Blk/Wht	7-12P, 10-12P, 9-12P	C9		Main Up	
		Center (stat)						Off
		Down (mom)	Wht/Blk & Grn	7-12P, 10-12P		C9		Main Down
3 Long	Gray	Up (mom)	Red/Blk & Grn	5-12P, 10-12P	C5		Rt. Wing Up	
		Center (stat)						Off
		Down (mom)	Red/Blk & Grn & Blk/Wht	5-12P, 10-12P, 9-12P		C5		Rt. Wing Down
4 Short	Red	Up (mom)	Wht & Blu & Grn	3-12P, 8-12P, 10-12P	C2	C7	Main Wing Transport	
		Center (stat)						Off
		Down (mom)	Wht & Blu & Grn & Blk/Wht	3-12P, 8-12P, 10-12P, 9-12P		C2		Main Wing Field
5 Short	Black	Up (mom)	Grn/Wht & Blu/Wht & Grn	1-3P, 2-3P, 10-12P	C3	C8	Flip Wings Transport	
		Center (stat)						Off
		Down (mom)	Grn/Wht & Blu/Wht & Grn & Blk/Wht	1-3P, 2-3P, 10-12P, 9-12P		C8		Flip Wings Field
6 Short	Blue	Up (mom)	Red & Org & Grn	1-12P, 2-12P, 10-12P	C1	C6	Hitch Transport	
		Center (stat)						Off
		Down (mom)	Red & Org & Grn & Blk/Wht	1-12P, 2-12P, 10-12P, 9-12P		C1		Hitch Field
			Blk	11-12P			Ground	
			Red/Wht	3-3P			Ground	
			Blu/Blk	4-12P			Ground	
			Grn/Blk	12-12P			Ground	





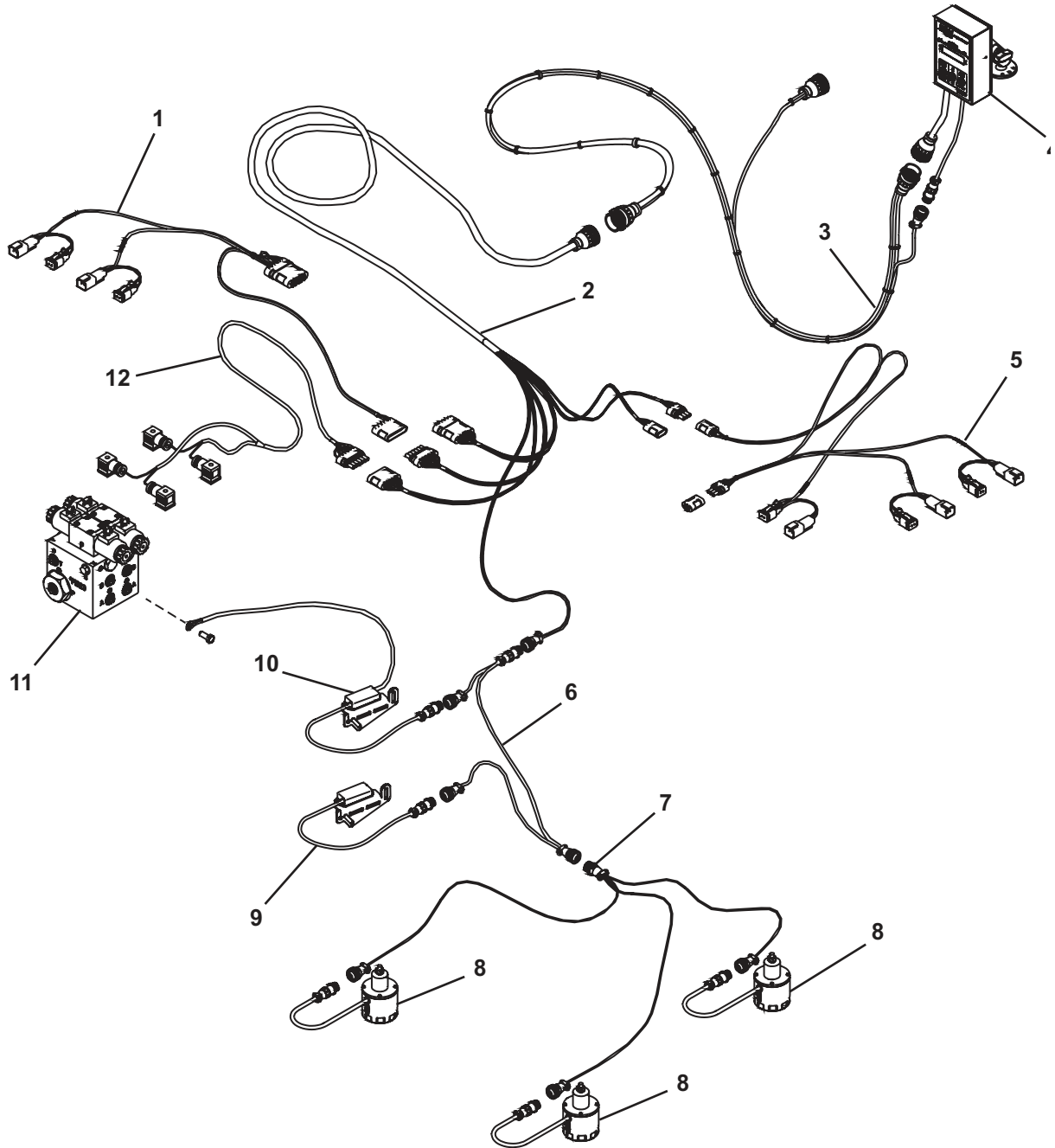
ILLUSTRATED PARTS LIST





ILLUSTRATED PARTS LIST

NORAC Auto Height Boom Control UC4+





ILLUSTRATED PARTS LIST

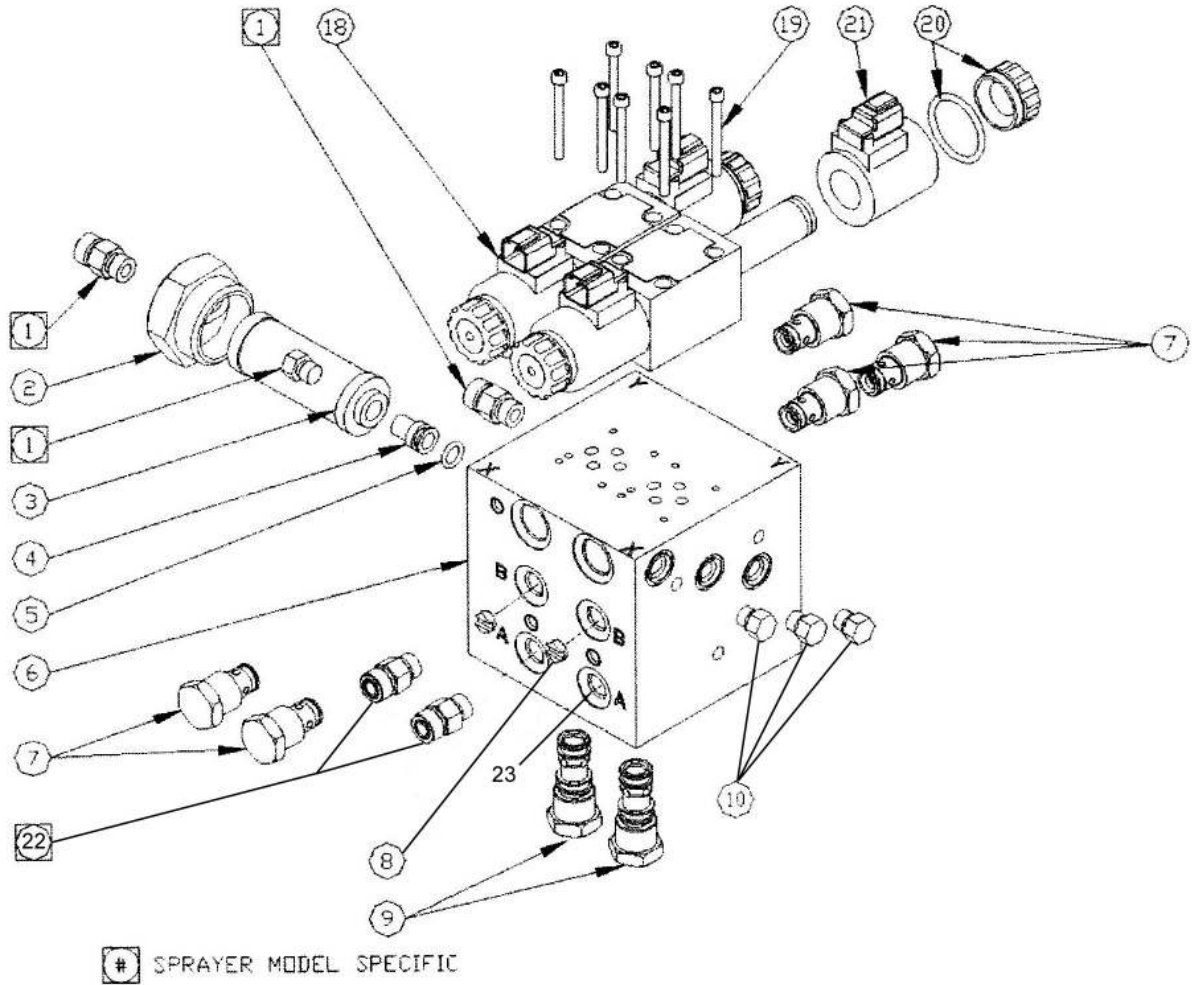
NORAC Auto Height Boom Control UC4+ Parts List

ITEM	VENDOR PART NO.	QTY.	DESCRIPTION
1	44658-19	1	Cable Interface UC4 BC C13 FT1 Main
2	44651-03	1	Cable Extension Valve Generic
3	44650-35	1	Cable Power Generic Pull-Type
4	4461BC+	1	UC4 Plus Boom Control Panel
5	44658-20	1	Cable Interface UC4 BC C12 FT1 Wings
6	44664	1	Cable UC4 Can Node Dual
7	44668	1	Cable UC3 Sensor Branch 1 Amp Recept 3 Amp Plug BC
8	44631	3	UC4 Ultrasound Sensor
9	44642	1	UC4 Plus Roll Sensor
10	44641	1	UC4 Plus Roll Sensor W Temperature Probe
11	44933D	1	Valve Block UC4-BC 2-Station CC/LS Variable Rate Duetsch
12	44656D	1	Cable Valve Variable Rate Duetsch
NS	44656	NS	Cable Valve Variable Rate DIN Terminal



ILLUSTRATED PARTS LIST

NORAC Hydraulic Valve Block





ILLUSTRATED PARTS LIST

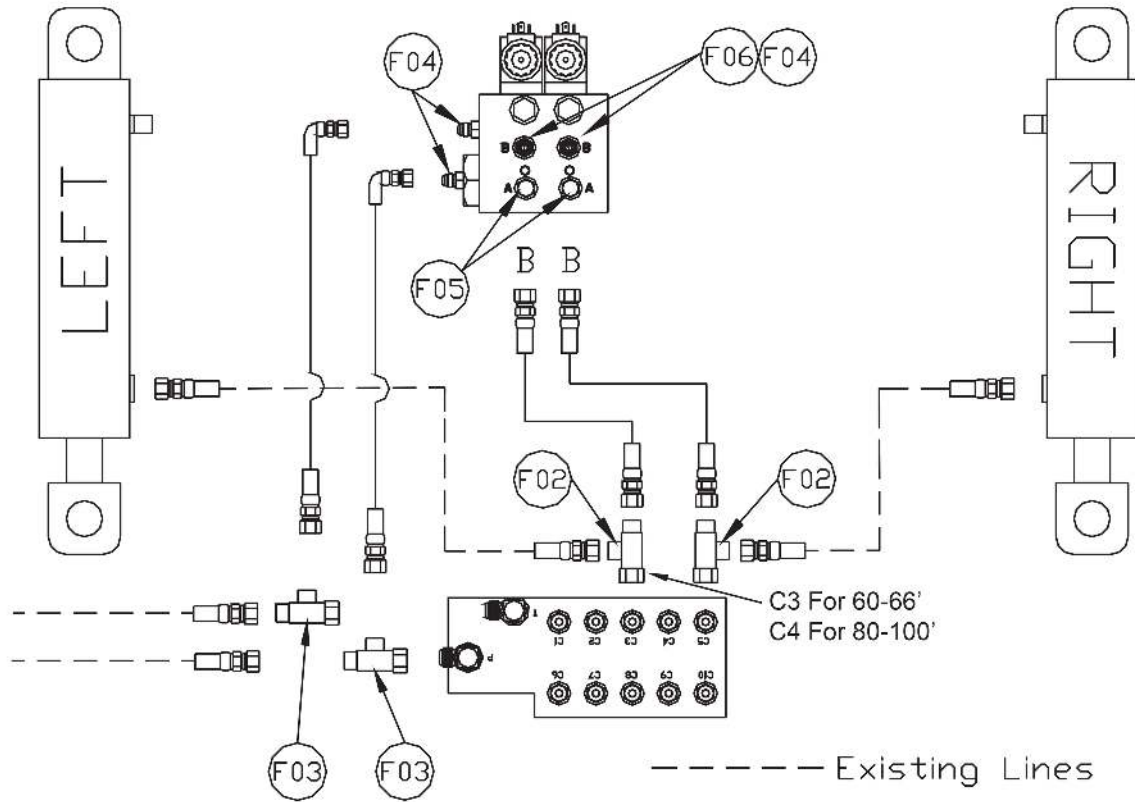
NORAC Hydraulic Valve Block Parts List

ITEM	VENDOR PART NO.	QTY.	DESCRIPTION
1	W400-6-6	2	Hydraulic Coupling - Model Specific
2	44897	1	Filler cap With 60RB Port
3	104827	1	Hydraulic Filter Element, 3000 PSI in-line 10 Micron
4	44896	1	Filter Insert
5	104998	1	O-Ring 5/8 x 0.420 ID x 0.103
6	44923	1	Valve Block2 Station Closed center
7	104943	3	Hydraulic Check valve C-10-2
8	44928	2	Orifice Insert 0.047
9	104944	2	Check Valve Cartridge C-10-3S
10	103381	5	Plug 4MBP
18	105723	1	Hydraulic Valve 12V
19	100739	8	Hex Socket Cap Screw 10-24 x 2"
20	105948	4	Coil Nut & O-Ring For NORAC #10599 & 105723
21	105926D	4	Coil 12V For NORAC #10599 & 105723
21	105927	4	Coil 12V For NORAC DIN
22	103312	2	Male Adapter 6MB-6MJ
23	104369	2	Plug 6MBP



ILLUSTRATED PARTS LIST

NORAC Auto Height Boom Control Hydraulic Schematic UC4+ & UCS



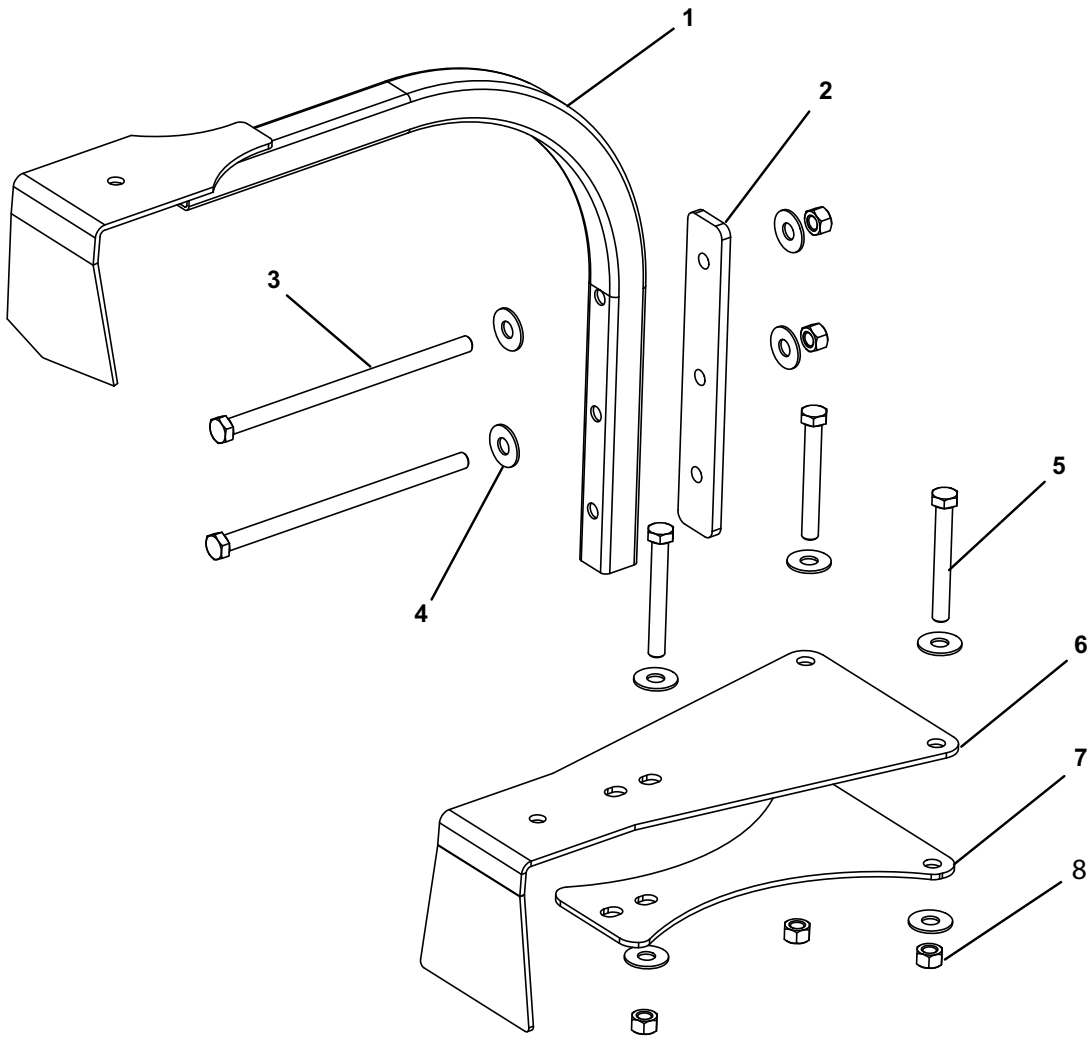
Item	Part Number	Name	Quantity	Picture
F02	105588	TEE ADAPTER - 4FJXR 4MJT	2	
F03	104632	TEE ADAPTER 8FJXR 8MJT	2	
F04	103312	MALE ADAPTER - 6MB 6MJ	4	
F05	104369	PLUG - 6MBP	2	
F06	44928	ORIFICE INSERT .047 IN ONE WAY	2	





ILLUSTRATED PARTS LIST

NORAC Auto Height Boom Control Brackets





ILLUSTRATED PARTS LIST

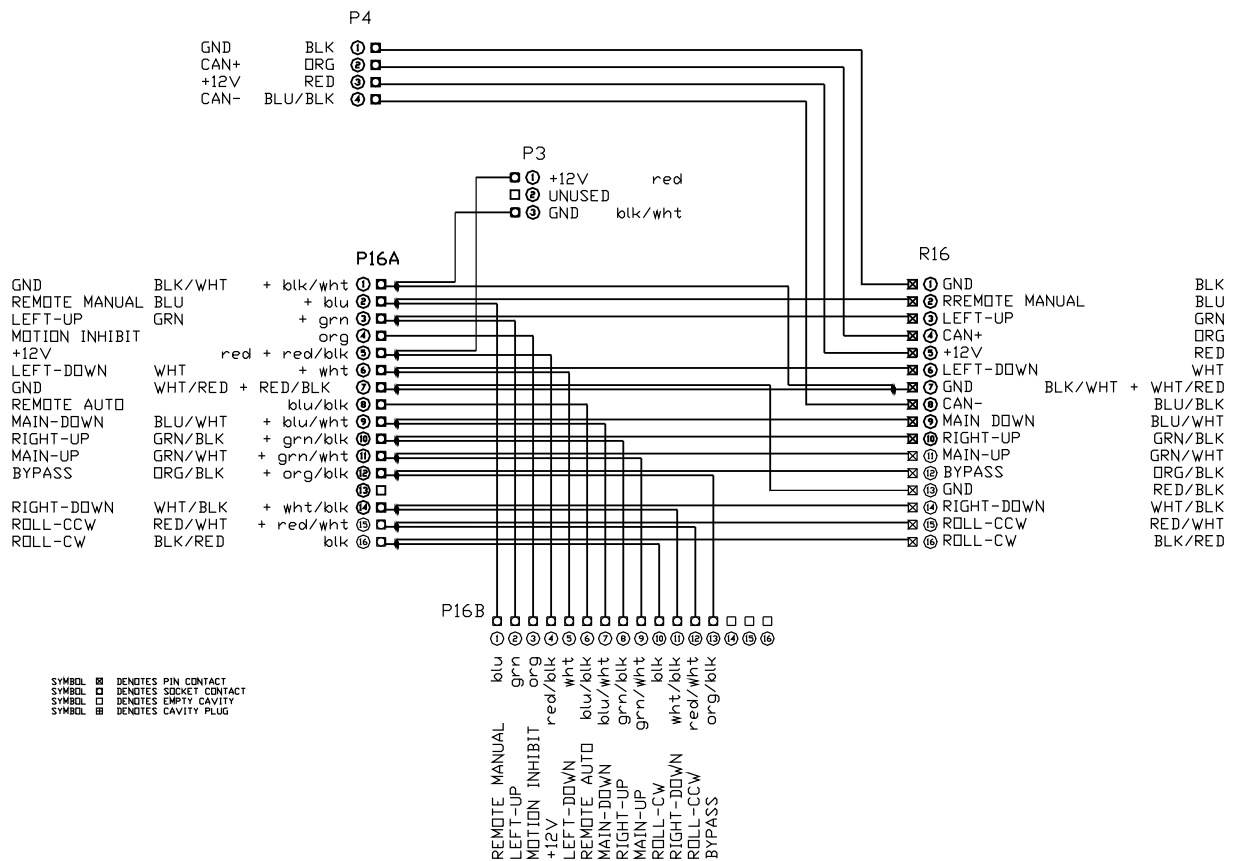
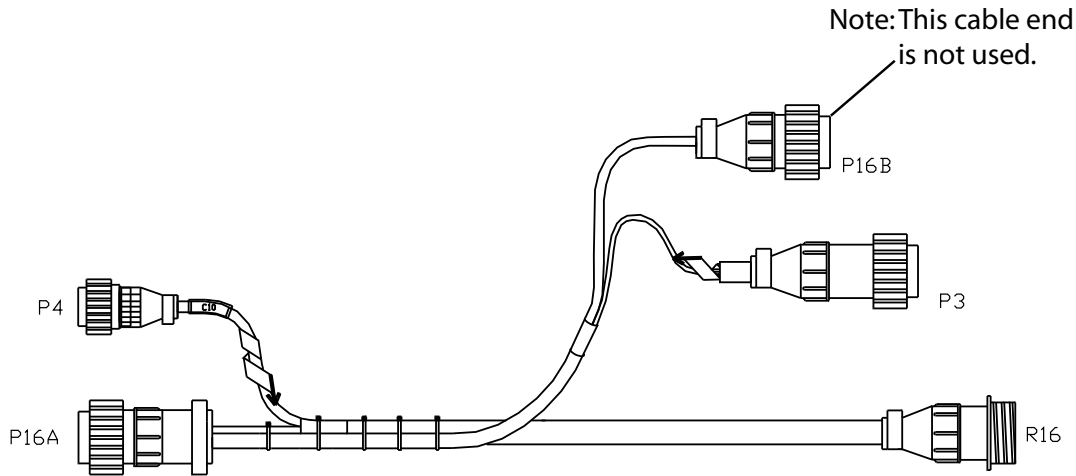
NORAC Auto Height Boom Control Brackets Parts List

ITEM	PART NO.	QTY.	DESCRIPTION
1	11958	1	Bracket
2	11952	1	Back Strap
3	437	2	Hex Head Bolt 3/8 x 7"
4	258	10	Flat Washer 3/8"
5	132	3	Hex Head Bolt 3/8 x 3"
6	14460	1	Bracket, Sensor
7	14459	1	Plate, Lock
8	237	10	Nut 3/8" Centerlock ZP



ILLUSTRATED PARTS LIST

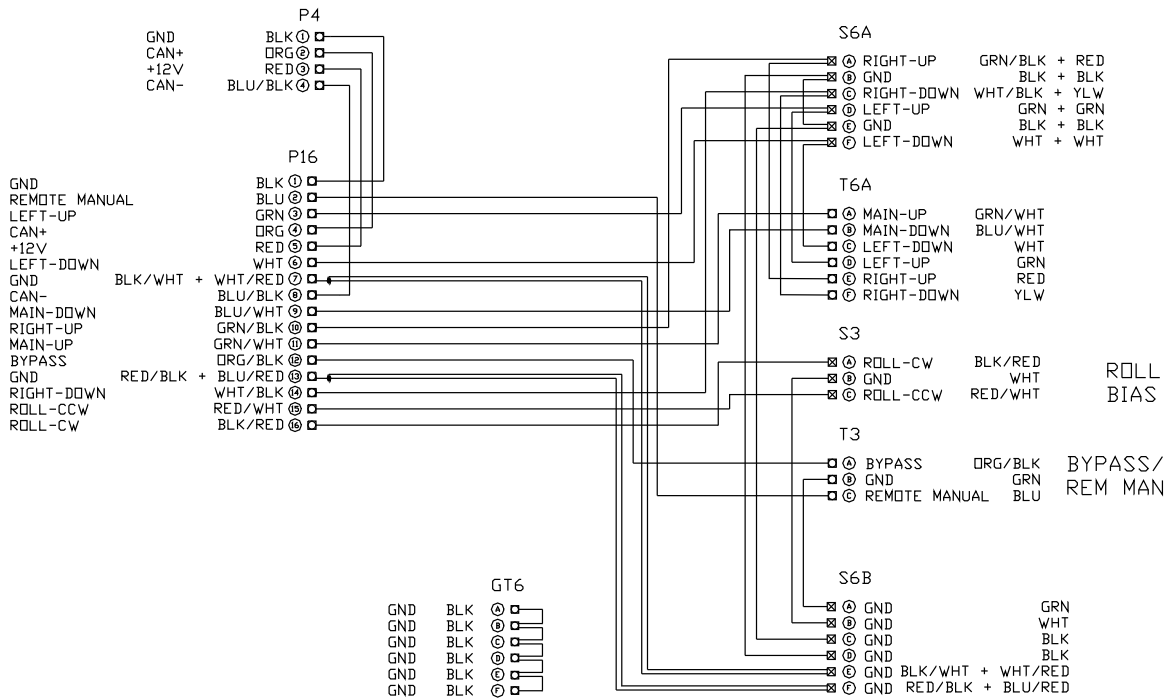
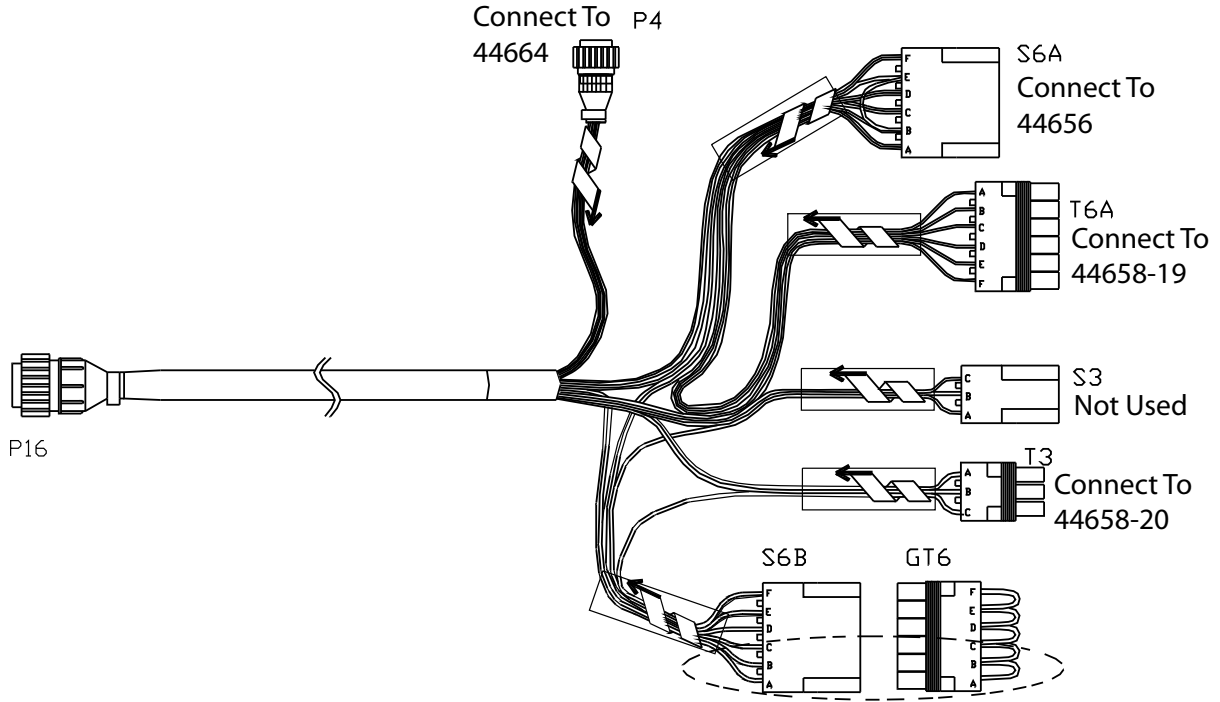
NORAC Auto Height Boom Control Harness





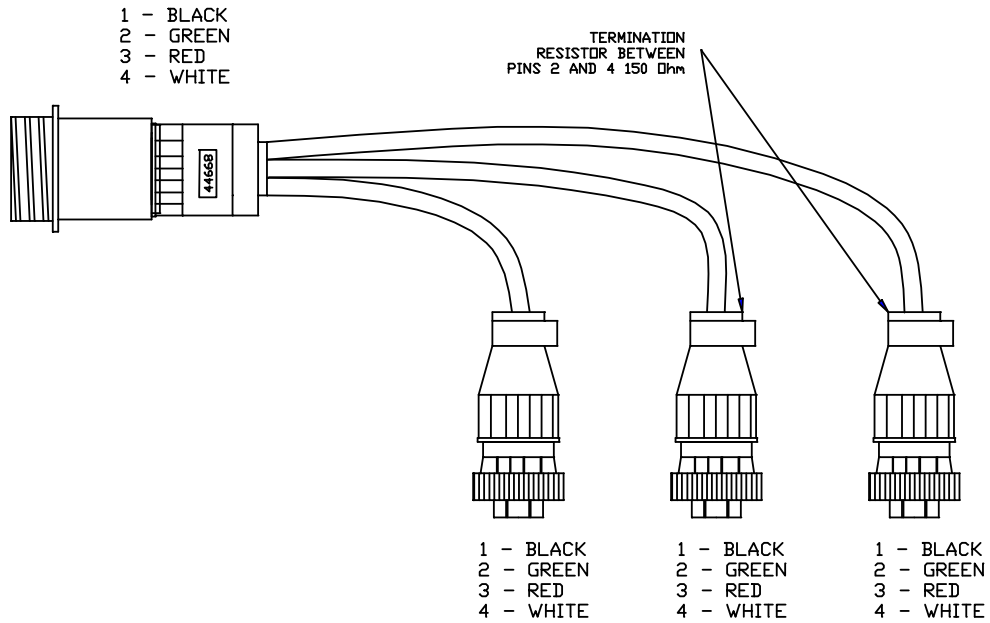
ILLUSTRATED PARTS LIST

NORAC Auto Height Boom Control Extension Harness

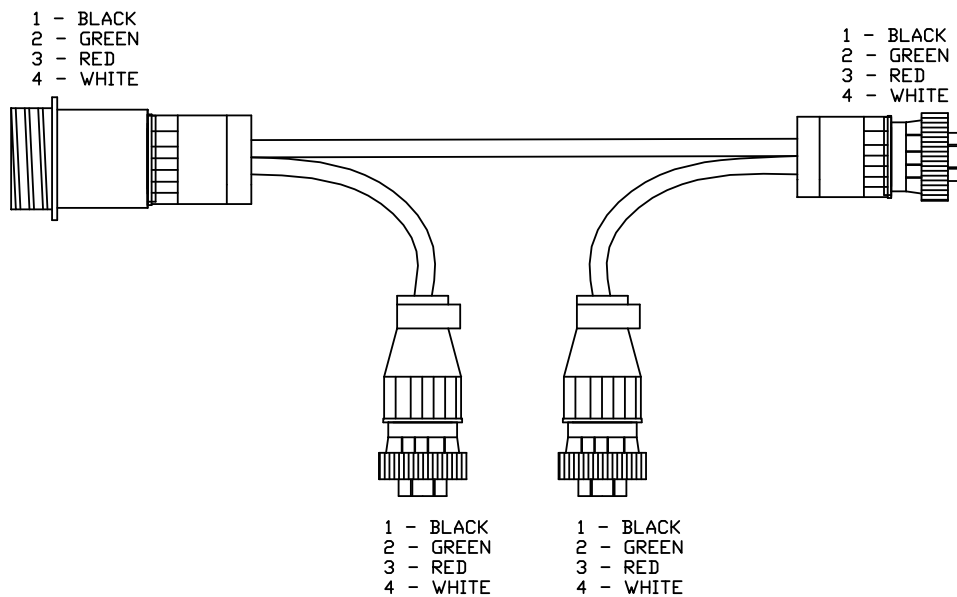


NORAC Auto Height Boom Control Sensor Cables

ITEM C02: 44668 – SENSOR BRANCH CABLE



ITEM C02B: 44664 – CABLE UC4 CAN NODE DUAL





ILLUSTRATED PARTS LIST

NORAC Auto Height Boom Control Valve Cable

ITEM C03: 44656 – VALVE CABLE (VARIABLE RATE)
DIN Terminal

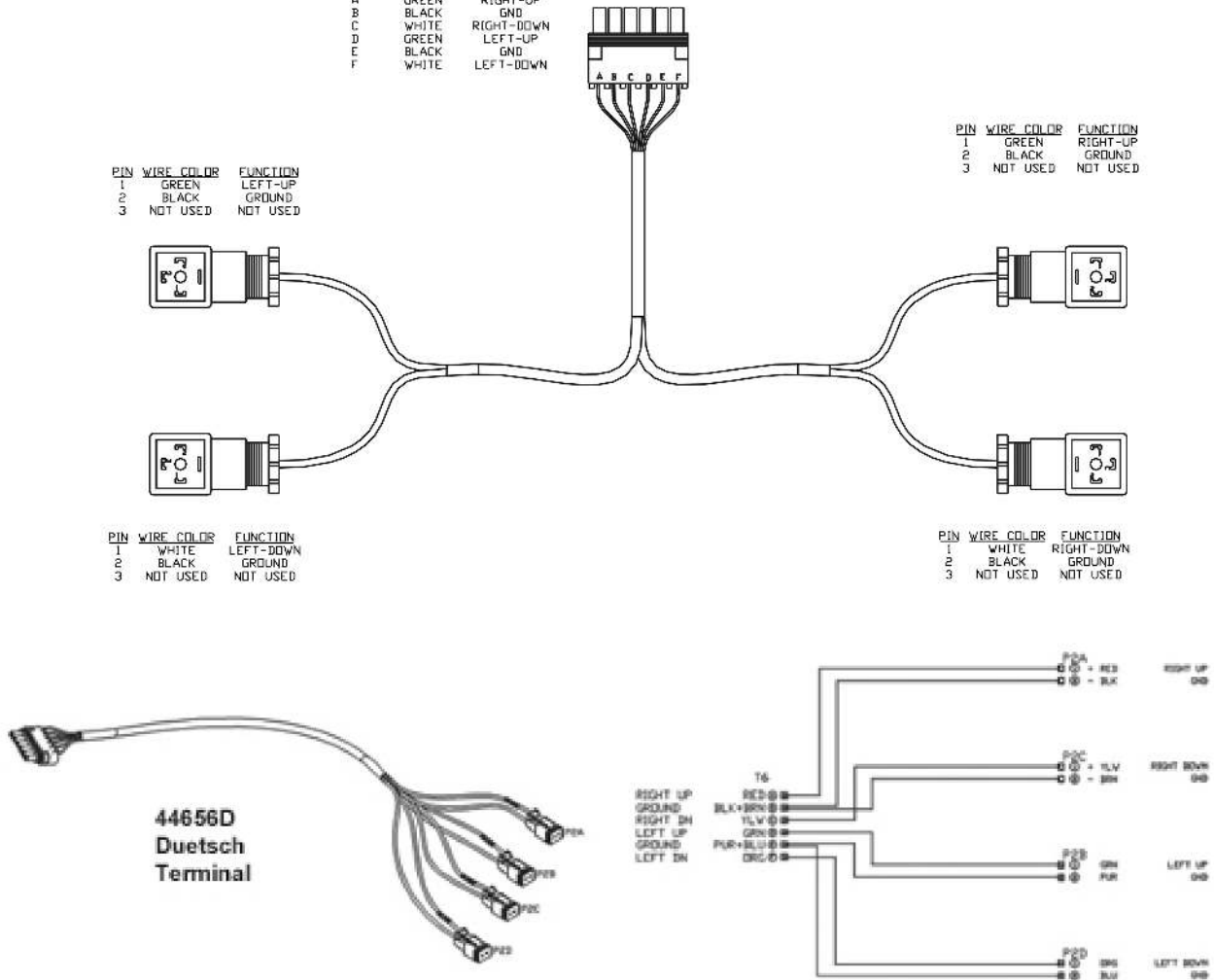
PIN	WIRE COLOR	FUNCTION
A	GREEN	RIGHT-UP
B	BLACK	GND
C	WHITE	RIGHT-DOWN
D	GREEN	LEFT-UP
E	BLACK	GND
F	WHITE	LEFT-DOWN

PIN	WIRE COLOR	FUNCTION
1	GREEN	LEFT-UP
2	BLACK	GROUND
3	NOT USED	NOT USED

PIN	WIRE COLOR	FUNCTION
1	GREEN	RIGHT-UP
2	BLACK	GROUND
3	NOT USED	NOT USED

PIN	WIRE COLOR	FUNCTION
1	WHITE	LEFT-DOWN
2	BLACK	GROUND
3	NOT USED	NOT USED

PIN	WIRE COLOR	FUNCTION
1	WHITE	RIGHT-DOWN
2	BLACK	GROUND
3	NOT USED	NOT USED





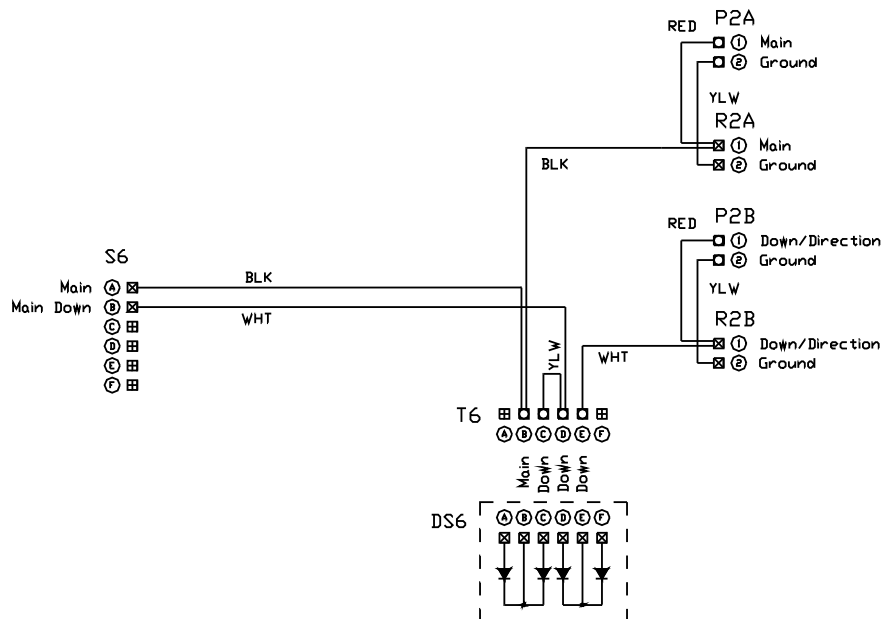
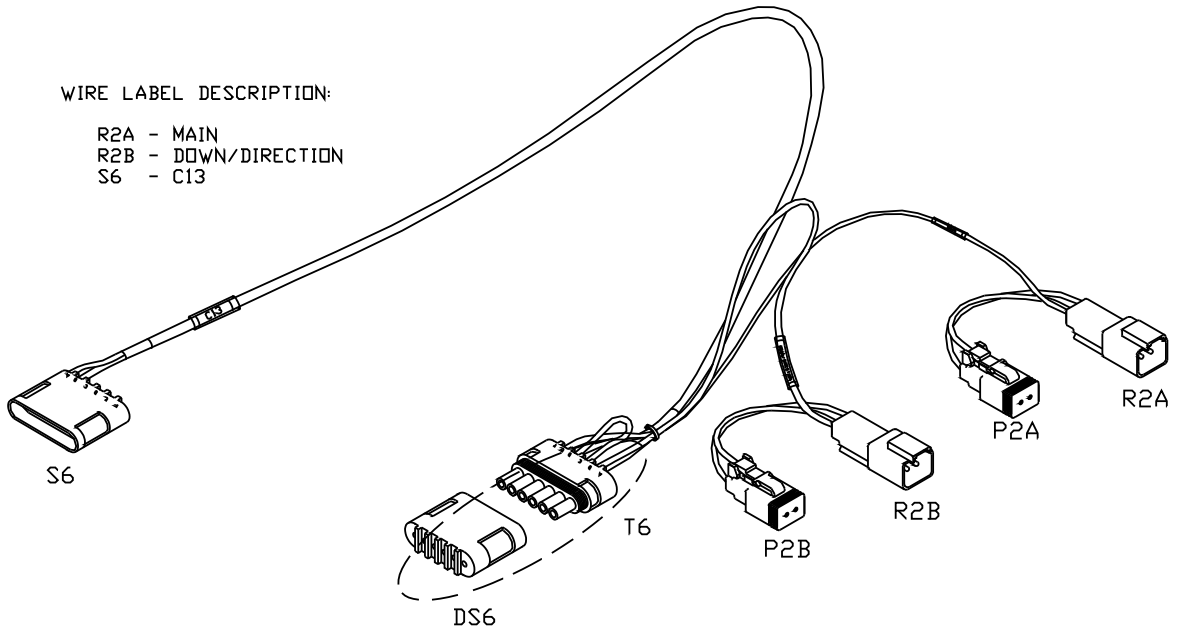
ILLUSTRATED PARTS LIST

NORAC Auto Height Boom Control Main Interface Cable

ITEM C13: 44658-19 – MAIN INTERFACE CABLE

WIRE LABEL DESCRIPTION:

- R2A - MAIN
- R2B - DOWN/DIRECTION
- S6 - C13





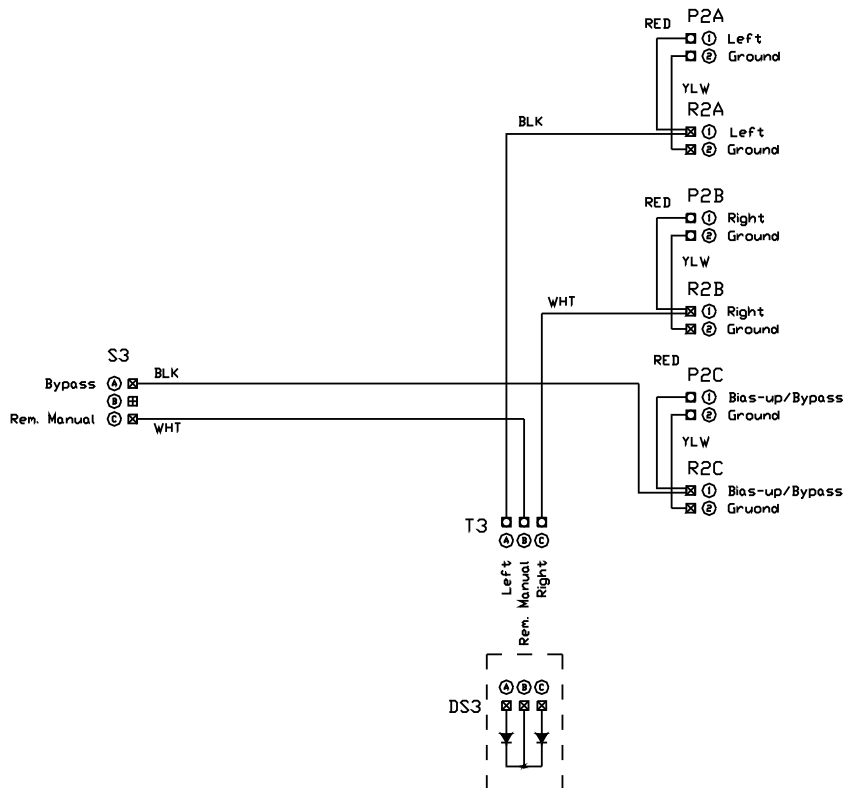
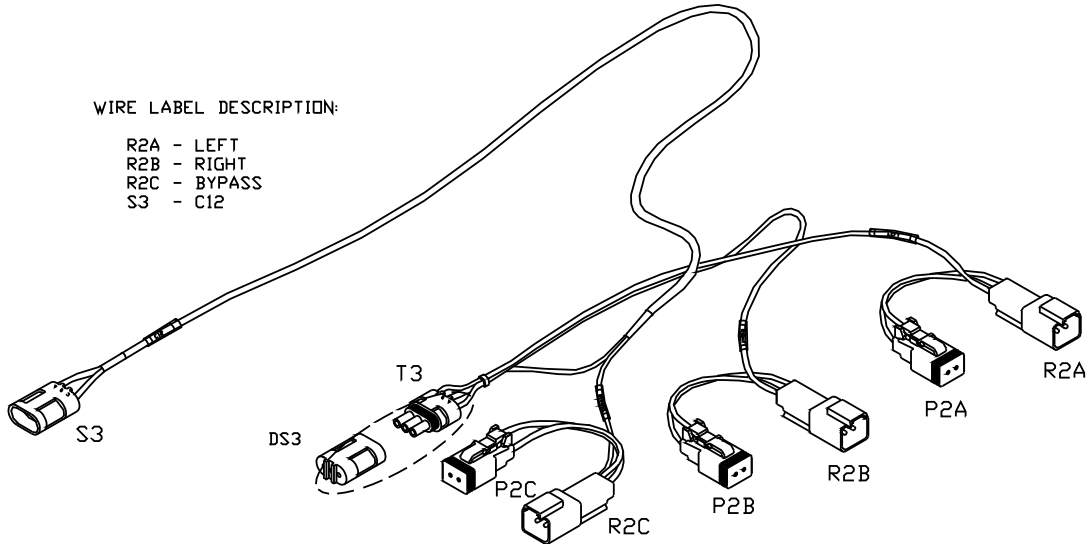
ILLUSTRATED PARTS LIST

NORAC Auto Height Boom Control Wing Interface Cable

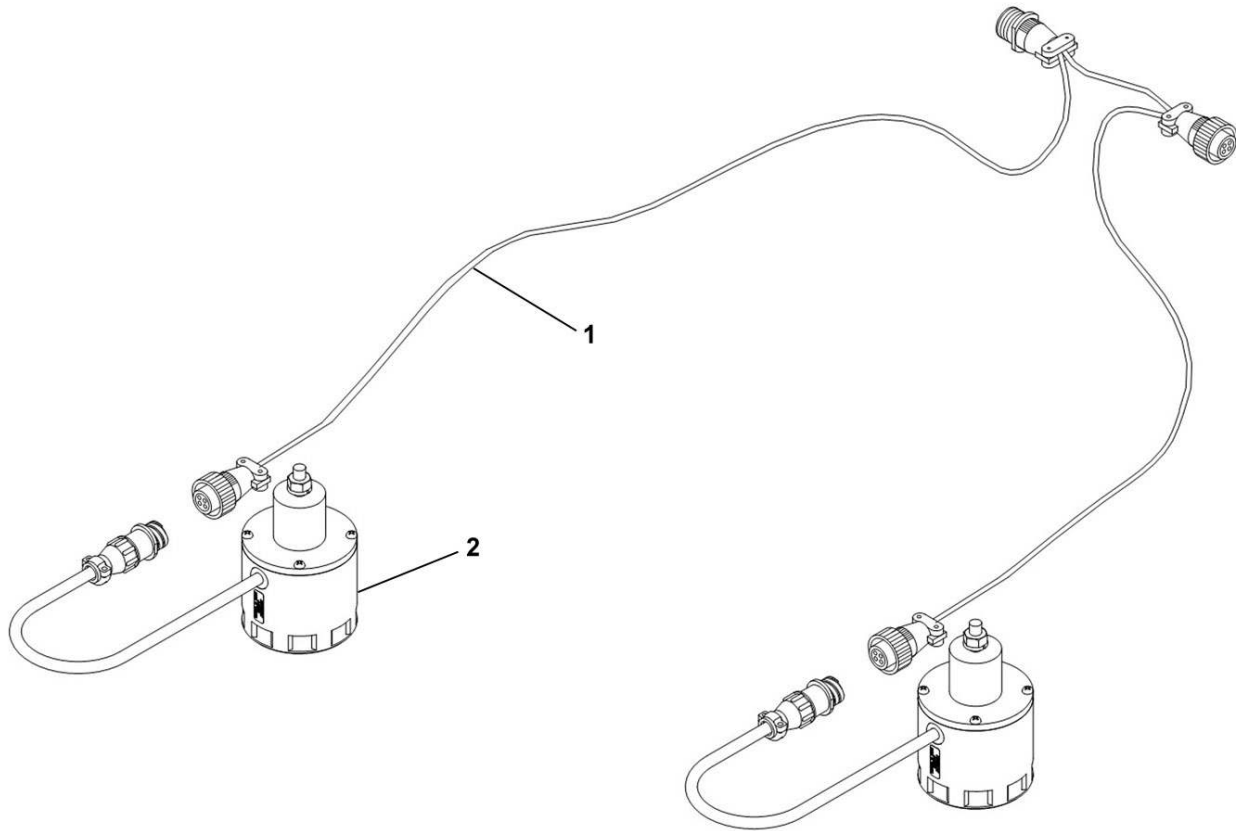
ITEM C12: 44658-20 – WING INTERFACE CABLE

WIRE LABEL DESCRIPTION:

- R2A - LEFT
- R2B - RIGHT
- R2C - BYPASS
- S3 - C12



Severe Terrain Cable UC4+



Severe Terrain Cable UC4+ Parts List

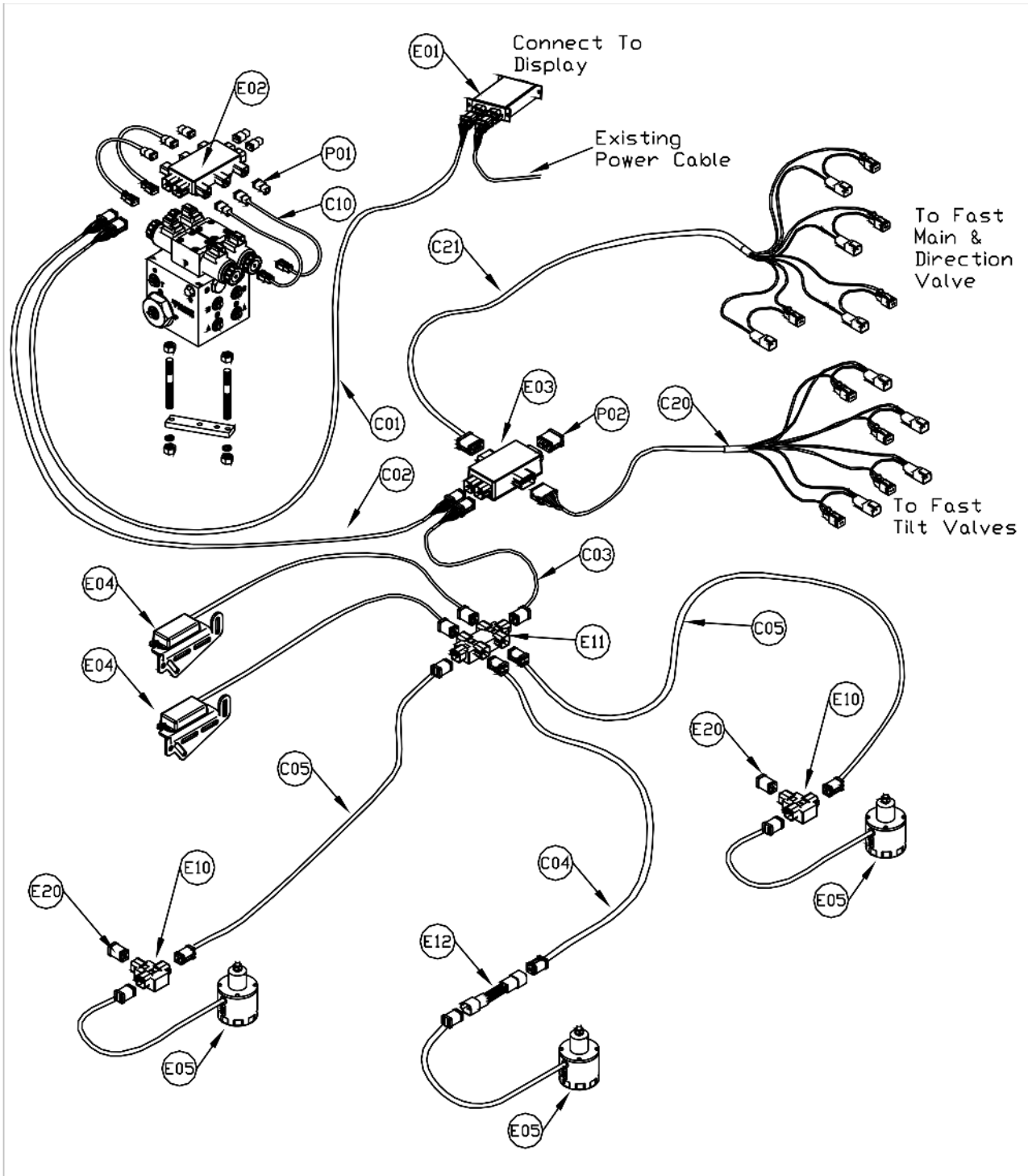
ITEM	VENDOR PART NO.	QTY.	DESCRIPTION
1	44669	1	Cable Severe Terrain
2	44631	2	Sensor UC4



ILLUSTRATED PARTS LIST



NORAC Kit Layout






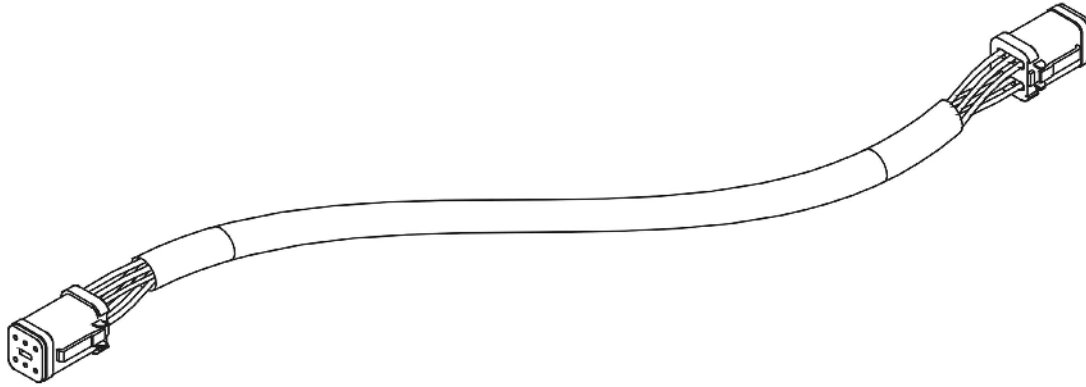
ILLUSTRATED PARTS LIST

NORAC Kit Layout Parts List


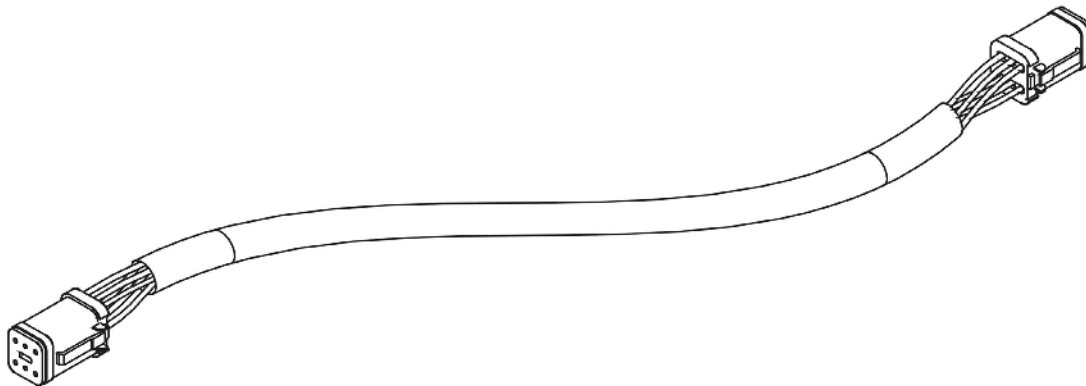
ITEM	PART NO.	QTY.	DESCRIPTION
PO1	106034	1	CONNECTOR DEUTSCH DT06 2 CAVITY PLUG w/PLUGGED REAR SEAL
PO2	106035	1	CONNECTOR DEUTSCH DT06 12 CAVITY PLUG (A-KEY)w/PLUGGED REAR SEAL
C01	43220-01	1	CABLE,UC5 NETWORK 14 AWG 1M (3')
C01	43220-03	1	CABLE,UC5 NETWORK 14 AWG 3M (10')
C01	43220-05	1	CABLE,UC5 NETWORK 14 AWG 5M (16')
C01	43220-10	1	CABLE,UC5 NETWORK 14 AWG 10M (33')
C01	43220-15	1	CABLE,UC5 NETWORK 14 AWG 15M (50')
C01	43220-20	1	CABLE,UC5 NETWORK 14 AWG 20M (65')
C02	43210-01	1	CABLE,UC5 NETWORK 18 AWG 1M (3')
C02	43210-01	1	CABLE,UC5 NETWORK 18 AWG 3M (10')
C02	43210-01	1	CABLE,UC5 NETWORK 18 AWG 5M (16')
C02	43210-01	1	CABLE,UC5 NETWORK 18 AWG 10M (33')
C02	43210-01	1	CABLE,UC5 NETWORK 18 AWG 15M (50')
C02	43210-01	1	CABLE,UC5 NETWORK 18 AWG 20M (65')
C10	43230-01	1	CABLE,UC5 VALVE 2PIN DEUTSCH TO BLACK DIN
C10	43230-04	1	CABLE,UC5 VALVE 2PIN DEUTSCH TO 2PIN DEUTSCH
C20	43240-17	1	CABLE,UC5 INTERFACE TILT PIGTAIL VERSION
C21	43240-18	1	CABLE,UC5 INTERFACE MAIN PIGTAIL VERSION
C30	43250-04	1	CABLE,UC5 BATTERY PIGTAIL VERSION
E01	43710	1	UC5 CONTROLLER MODULE
E02	43720	1	UC5 VALVE MODULE
E03	42732	1	UC5 INPUT MODULE PASS THRU
E04	43740	1	UC5 ROLL SENSOR
E05	43750	1	UC5 ULTRASONIC SENSOR
E10	43760	1	UC5 NETWORK COUPLER 3-WAY
E11	43762	1	UC5 NETWORK COUPLER 6-WAY
E12	43764	1	UC5 NETWORK COUPLER 2-WAY
E20	43780	1	UC5 NETWORK TERMINATOR PLUG
AL4100562	631909	1	AGLEADER UNLOCK CODE 4100562
54VTGS22600	631910	1	JOHN DEERE 2600 UNLOCK CODE 54VTGS22600
ECHO-DT1		1	NORAC ECHO UC5 CONSOLE

UC5 Network Cables

ITEM C01: 43220-10A - CABLE UC5 NETWORK 14 AWG - 10M


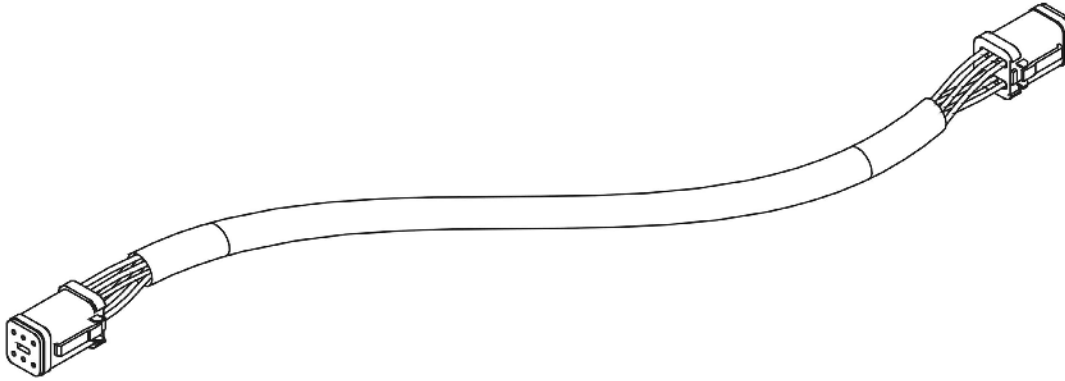


ITEM C02: 43220-01A - CABLE UC5 NETWORK 14 AWG - 1M


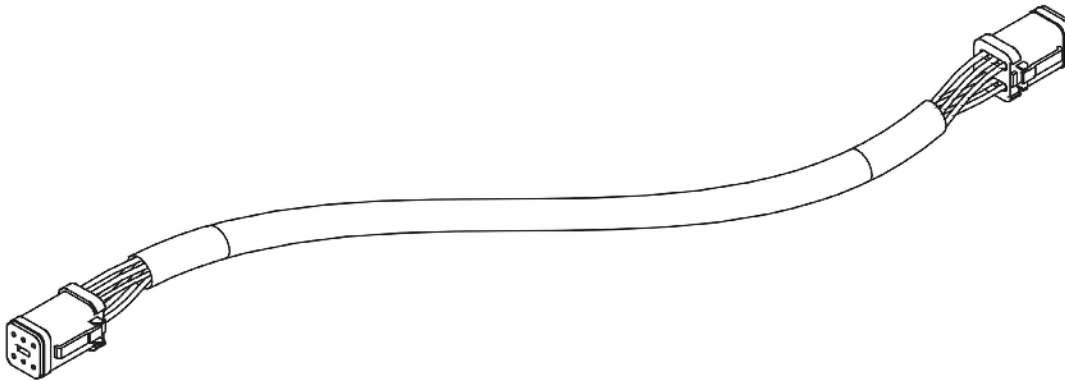


UC5 Network Cables

ITEM C03: 43210-03A - CABLE UC5 NETWORK 18 AWG - 3M


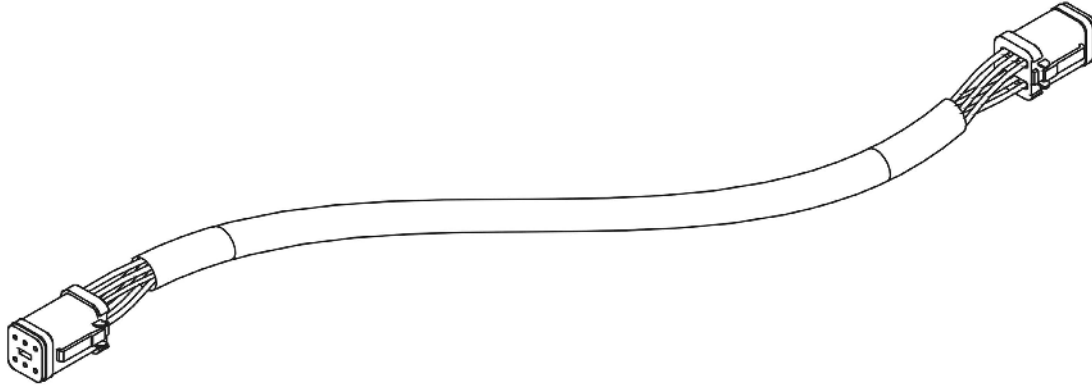


ITEM C04: 43210-01A - CABLE UC5 NETWORK 18 AWG - 1M


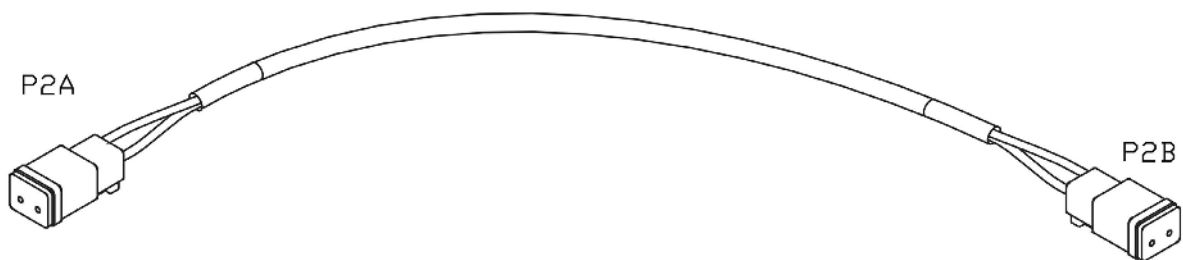


UC5 Network Cables

ITEM C05: 43210-20A - CABLE UC5 NETWORK 18 AWG - 20M



ITEM C10: 43230-04A - CABLE UC5 VALVE DT TO DT

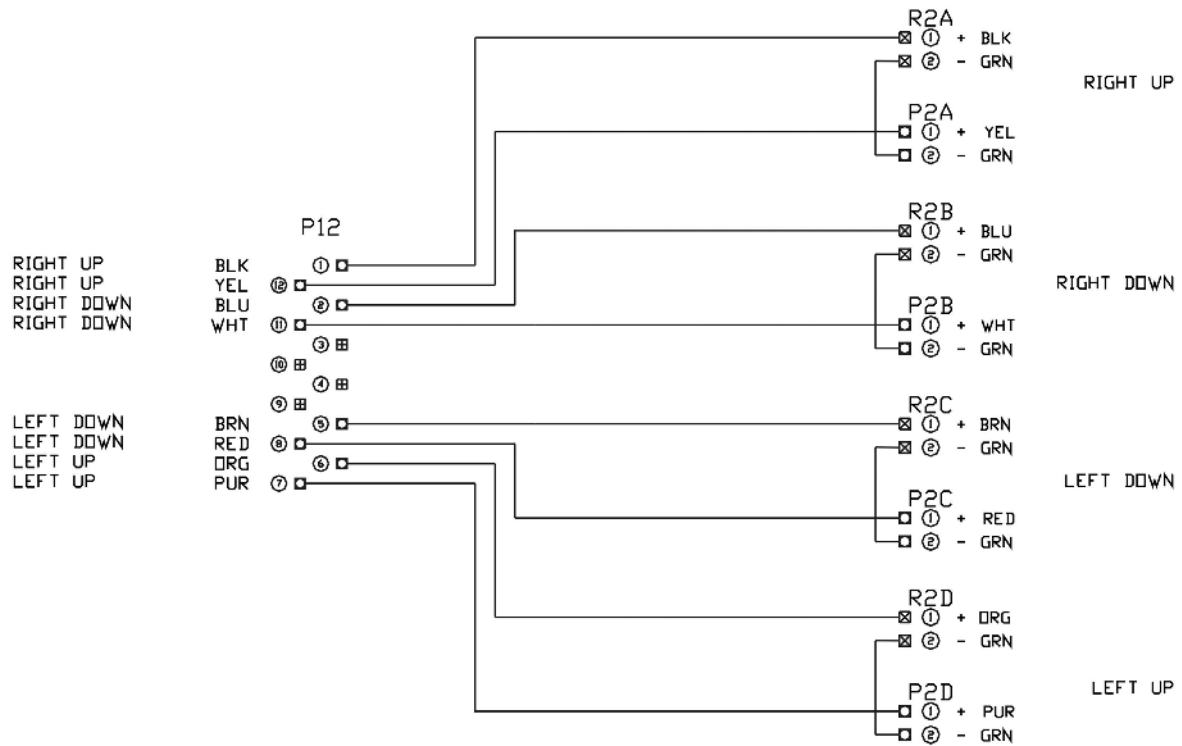
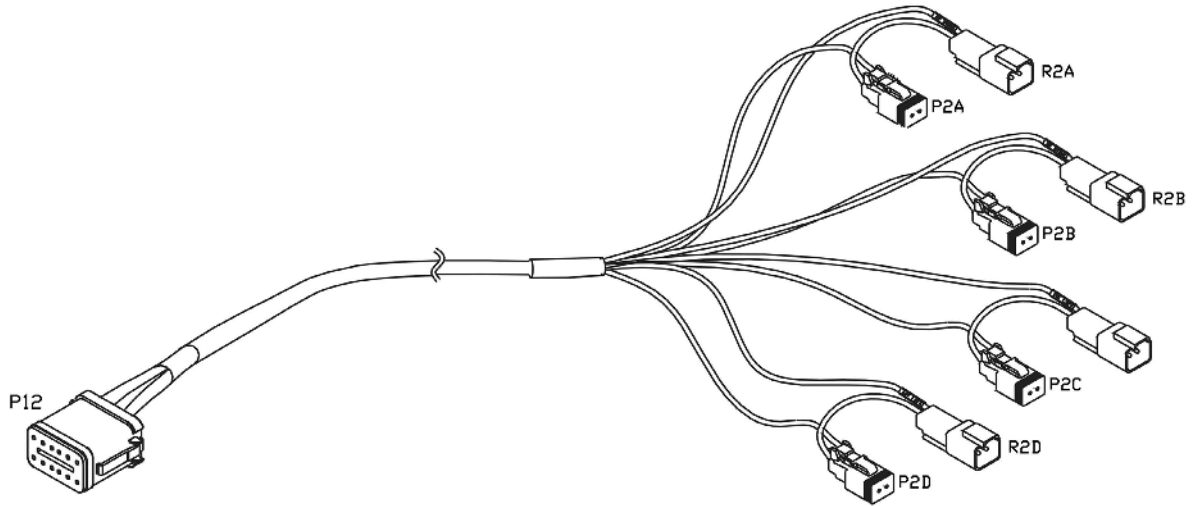




ILLUSTRATED PARTS LIST

UC5 Network Cables

ITEM C20: 43240-01B - CABLE UC5 INTERFACE TILT DT

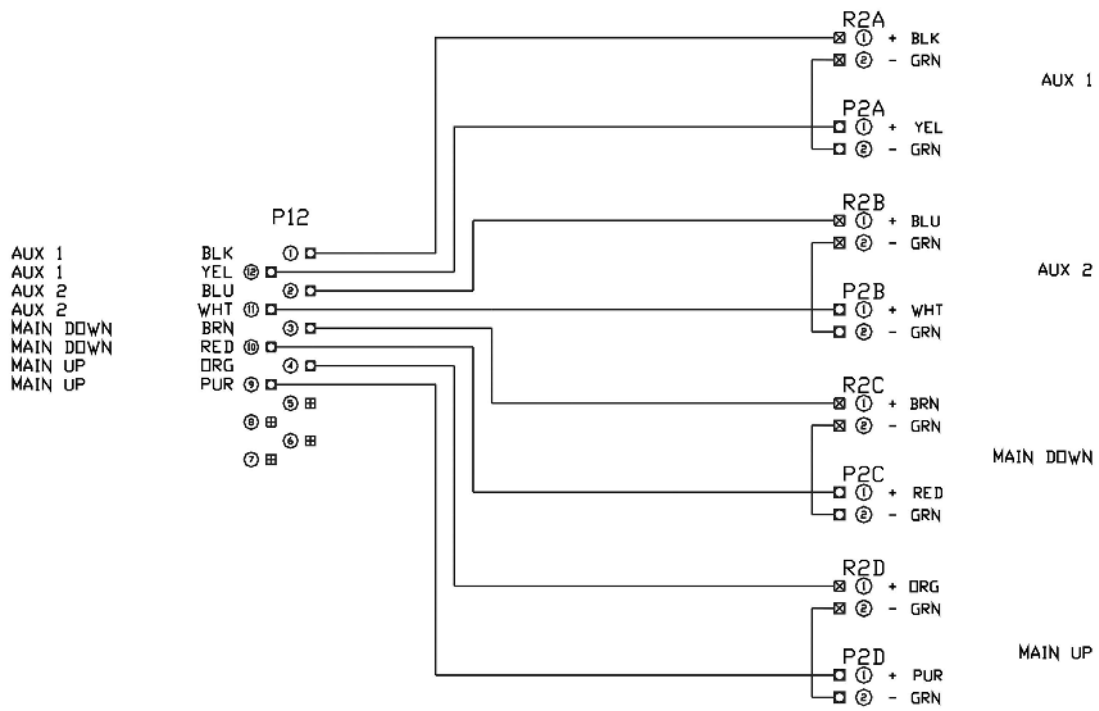
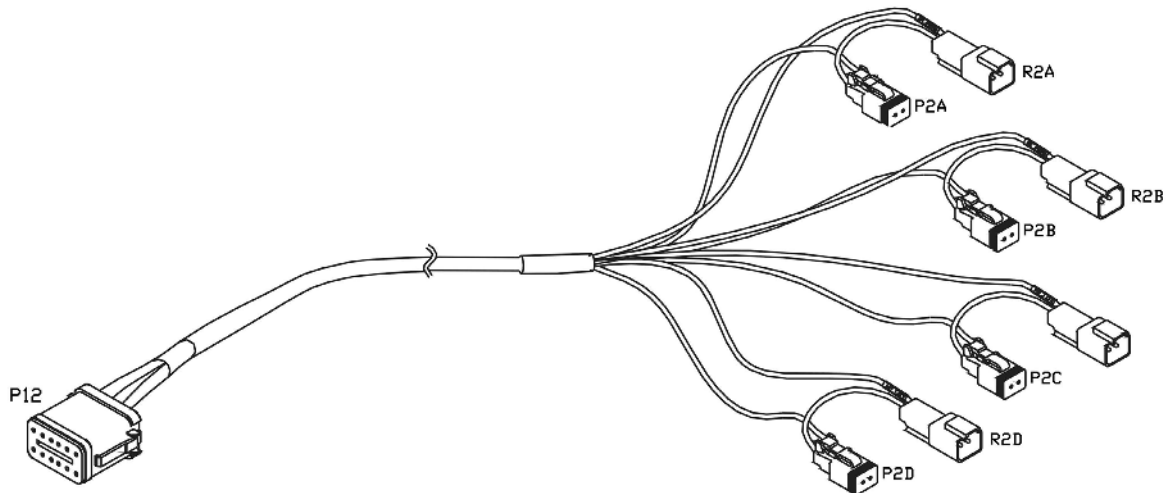




ILLUSTRATED PARTS LIST

UC5 Network Cables

ITEM C21: 43240-07B - CABLE UC5 INTERFACE MAIN DT (WITH AUX 1 & 2)

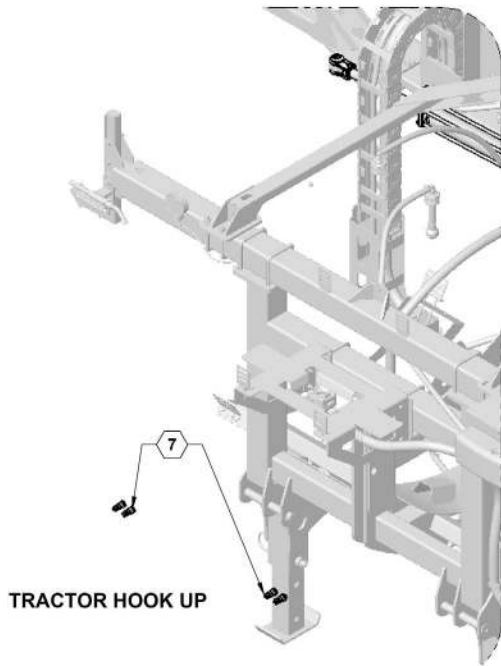




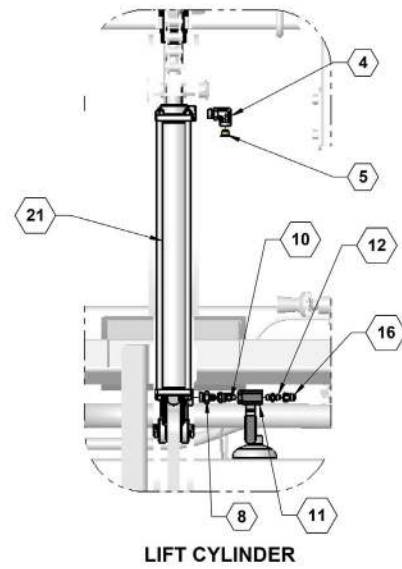
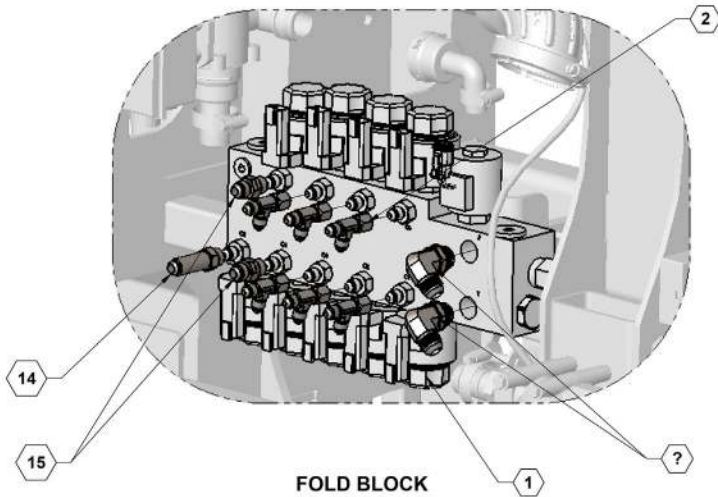
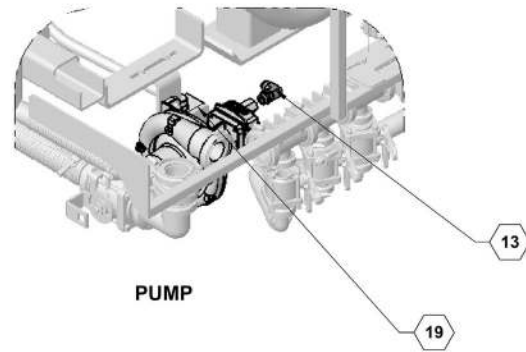
ILLUSTRATED PARTS LIST



9573TF-80 Hydraulic Fitting Locations



9573PTF FITTING I.D. & LOCATION





ILLUSTRATED PARTS LIST

9573TF-80 Hydraulic Fitting Locations Parts List

ITEM	PART NO.	QTY.	DESCRIPTION
1	630023	1	FASSE BLOCK KIT
2	610026	6	JIC #4 SWIVEL RUN TEE
3	610030	3	JIC #6 TO O-RING #8 90 DEG
4	610035	3	O-RING #8 TO 3/8" PIPE 90 DEG
5	610036	3	PLUG 3/8-18 BREATHER VENT
6	610040	12	JIC RST.045 #4 X O-R #8 90 DEG
7	AR94522	4	HYDRAULIC HOSE TIP
8	AA79336	1	JIC #6 TO O-RING #8
9	610027	1	JIC #6 RUN TEE
10	610079	1	CONNECTOR #4ORB X #6JIC
11	500000	1	VALVE, BALL SAE #4 FEMALE PORT
12	610007	1	JIC #4 TO O-RING #4
13	610102	1	JIC #10 TO O-RING #10 ELBOW 90°
14	610103	1	JIC #6 TO O-RING #6 LONG
15	610010	2	JIC #6 TO O-RING #6
16	610104	1	JIC #6 TO JIC #4 FEMALE
18	610099	1	VALVE, FLOW CONTROL, P.C.
19	630002	1	21 CU IN ACCUMULATOR
20	620080	1	CYLINDER, 25TH20-125 ORB INLINE B
21	620023	2	CYLINDER, 25TD08-112
22	620023	2	CYLINDER, 30THC16.00-150
24	620057	4	CYLINDER, 20TD10.00-112
24	620034	2	FITTING 6801-8-8E-MJ-MO

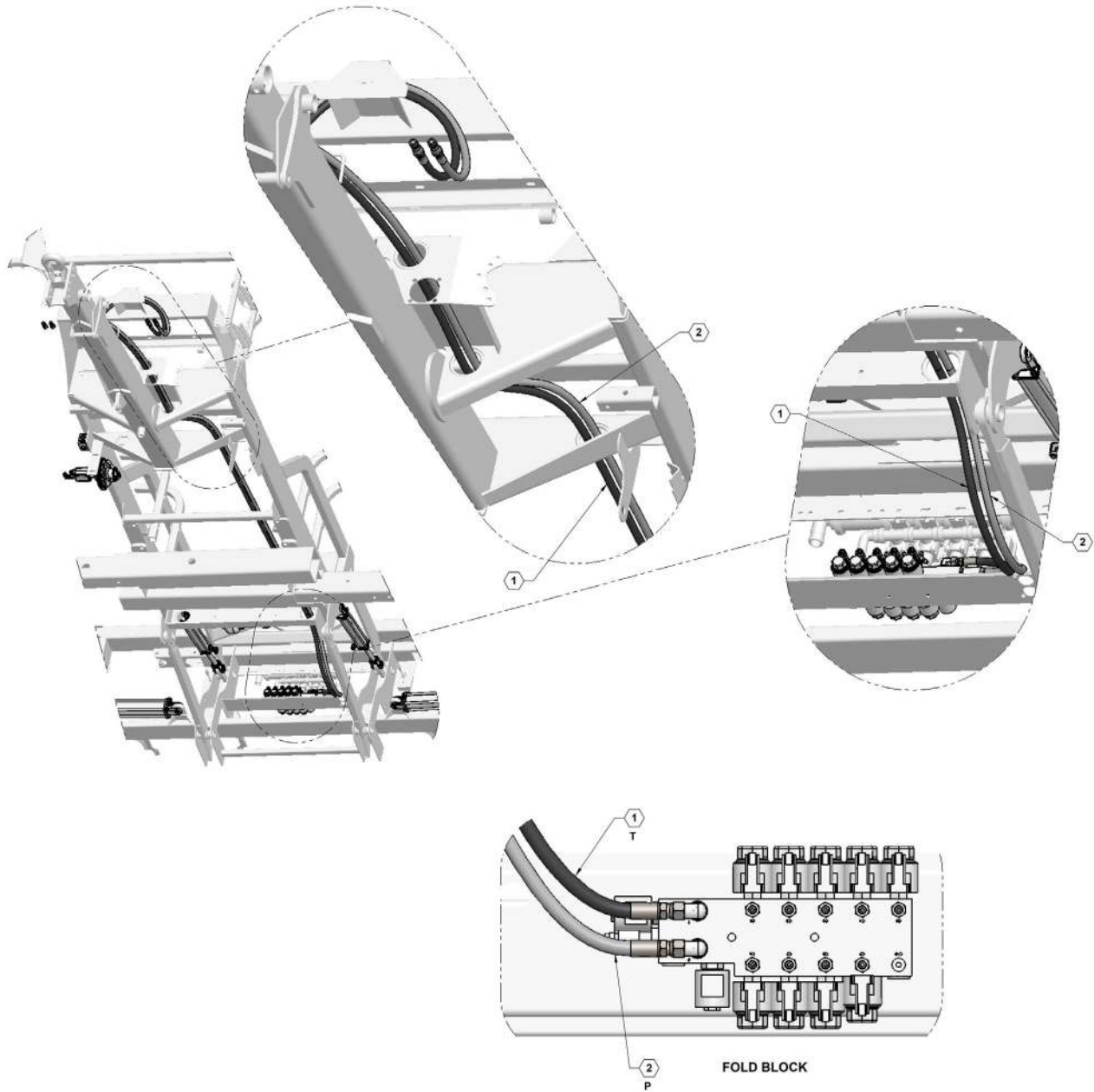


ILLUSTRATED PARTS LIST

9573TF-80 Hydraulic Fitting Locations

FOLD BLOCK PRESSURE = BLACK HOSE
FOLD BLOCK RETURN = GRAY HOSE

FOLD BLOCK HYDRAULIC HOSE ROUTING





ILLUSTRATED PARTS LIST

9573TF-80 Hydraulic Fitting Locations Parts List

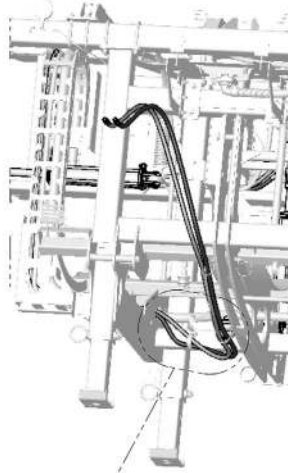
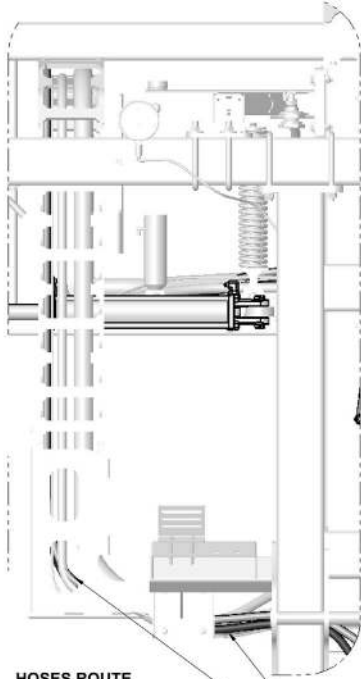
ITEM	PART NO.	QTY.	DESCRIPTION
1	630023	1	FASSE BLOCK KIT
2	610026	6	JIC #4 SWIVEL RUN TEE
3	610030	3	JIC #6 TO O-RING #8 90 DEG
4	610035	3	O-RING #8 TO 3/8" PIPE 90 DEG
5	610036	3	PLUG 3/8-18 BREATHER VENT
6	610040	12	JIC RST.045 #4 X O-R #8 90 DEG
7	AR94522	4	HYDRAULIC HOSE TIP
8	AA79336	1	JIC #6 TO O-RING #8
9	610027	1	JIC #6 RUN TEE
10	610079	1	CONNECTOR #4ORB X #6JIC
11	500000	1	VALVE, BALL SAE #4 FEMALE PORT
12	610007	1	JIC #4 TO O-RING #4
13	610102	1	JIC #10 TO O-RING #10 ELBOW 90°
14	610103	1	JIC #6 TO O-RING #6 LONG
15	610010	2	JIC #6 TO O-RING #6
16	610104	1	JIC #6 TO JIC #4 FEMALE
18	610099	1	VALVE, FLOW CONTROL, P.C.
19	630002	1	21 CU IN ACCUMULATOR
20	620080	1	CYLINDER, 25TH20-125 ORB INLINE B
21	620023	2	CYLINDER, 25TD08-112
22	620023	2	CYLINDER, 30THC16.00-150
24	620057	4	CYLINDER, 20TD10.00-112
24	620034	2	FITTING 6801-8-8E-MJ-MO

Fold Block Hydraulic Hose Routing

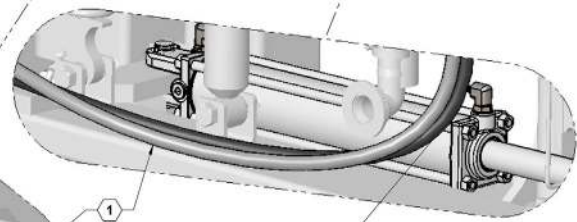
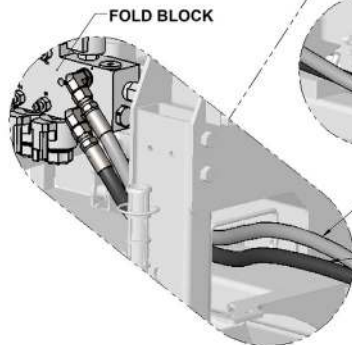
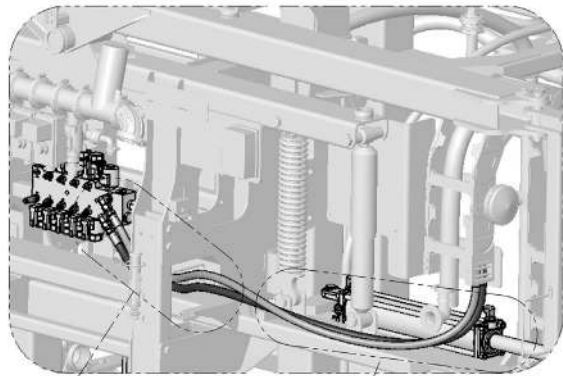
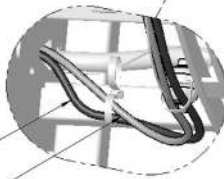
FOLD BLOCK PRESSURE = BLACK HOSE

FOLD BLOCK RETURN = GRAY HOSE

FOLD BLOCK HYDRAULIC HOSE ROUTING



HOSES ROUTE THROUGH FLEX CHANNEL



FOLD BLOCK

P

T



ILLUSTRATED PARTS LIST

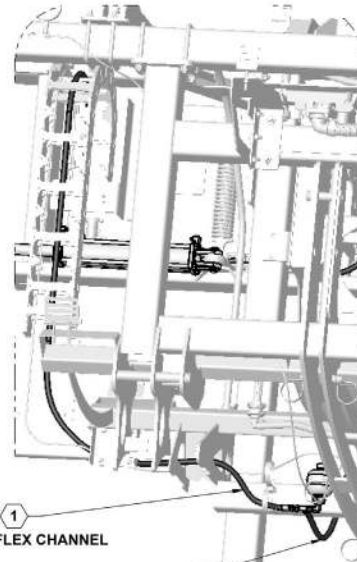
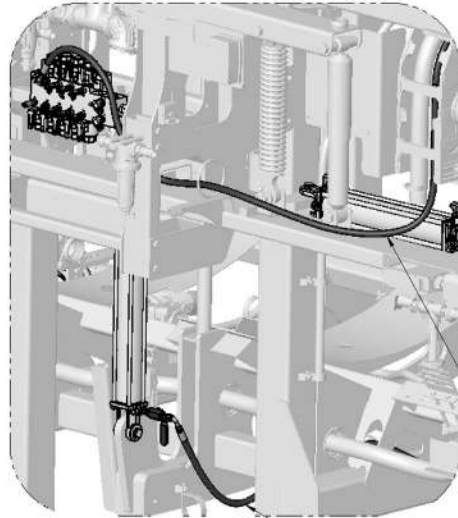
Fold Block Hydraulic Hose Routing Parts List

ITEM	PART NO.	QTY.	DESCRIPTION
1	6000084-5-ZN	2	HOSE ASSEMBLY, 08-08FJ X -08MOR -296

Main Lift Hydraulic Hose Routing

MAIN LIFT PRESSURE = BLACK HOSE

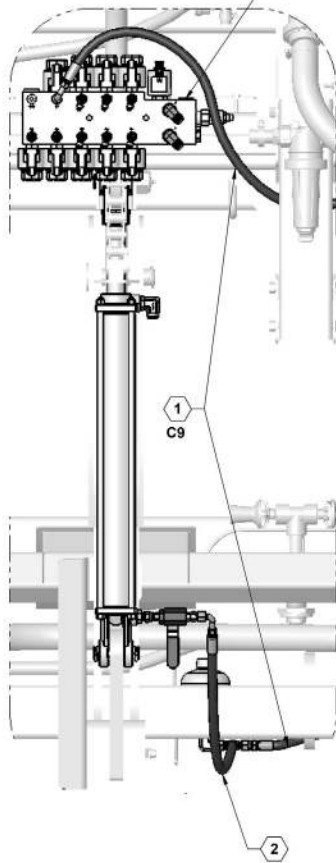
MAIN LIFT HYDRAULIC HOSE ROUTING



1
FOLLOWS FLEX CHANNEL

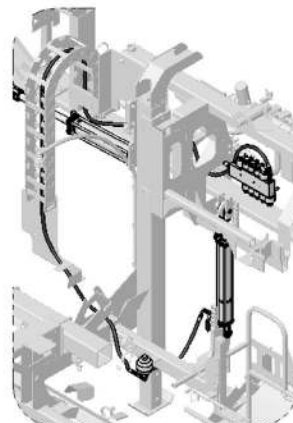
2

FOLD BLOCK



1
C9

2





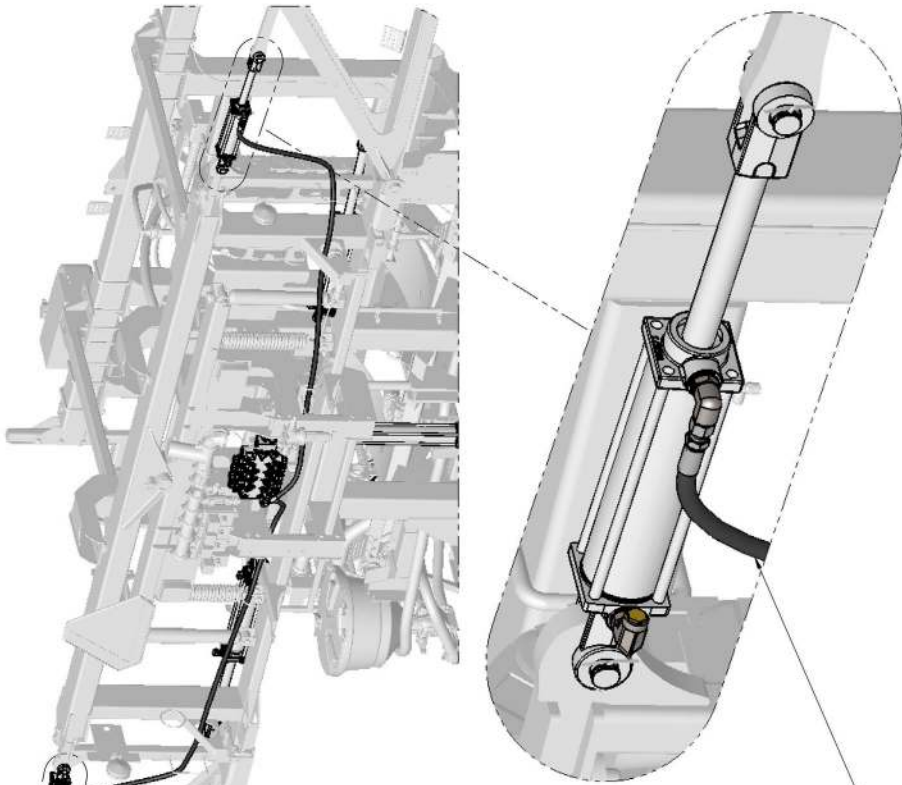
ILLUSTRATED PARTS LIST

Main Lift Hydraulic Hose Routing Parts List

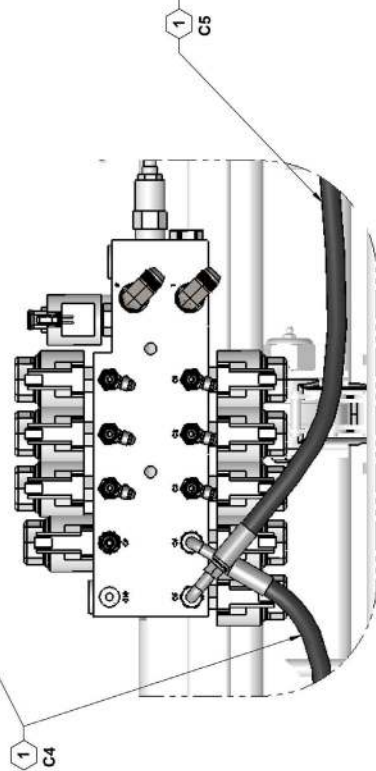
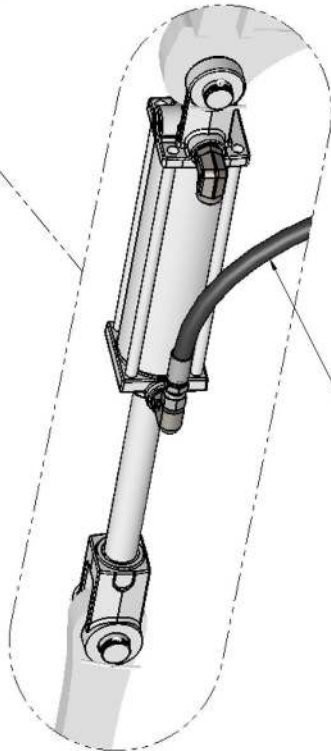
ITEM	PART NO.	QTY.	DESCRIPTION
1	600084-6-ZN	1	HOSE ASSEMBLY, 06-06JIC90-06JIC-189
2	600084-4-ZN	1	HOSE ASSEMBLY, 06-06JIC90-06JIC-31

Tilt Cylinder Hydraulic Hose Routing

TILT CYLINDER HYDRAULIC HOSE ROUTING



TILT CYLINDER PRESSURE = BLACK HOSE



FOLD BLOCK



ILLUSTRATED PARTS LIST

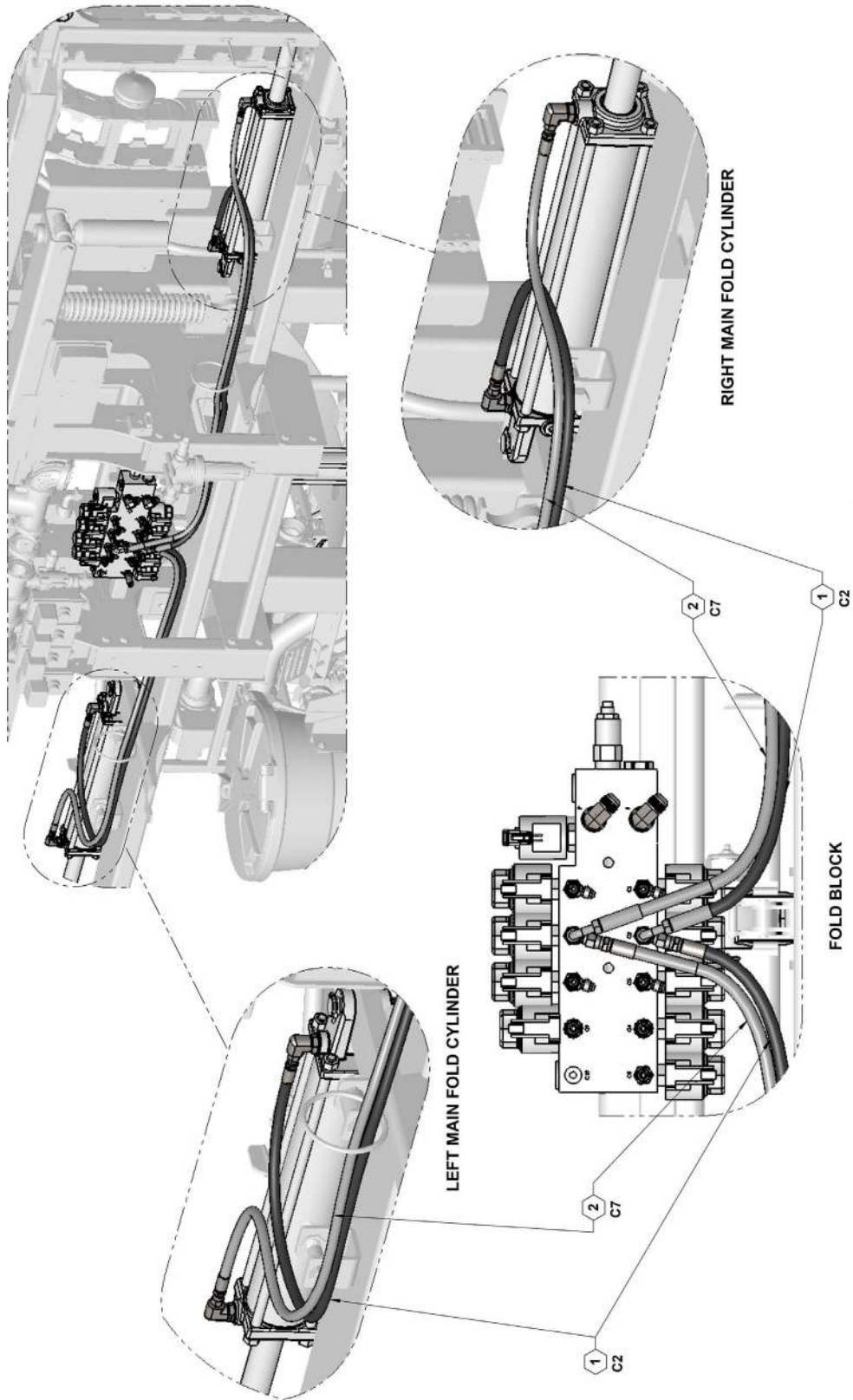
Tilt Cylinder Hydraulic Hose Routing Parts List

ITEM	PART NO.	QTY.	DESCRIPTION
1	600014-4-ZN	2	HOSE ASSEMBLY, 06-06JIC90-06JIC-113

Main Hydraulic Hose Routing

MAIN FOLD HYDRAULIC HOSE ROUTING

MAIN FOLD PRESSURE = BLACK HOSE
 MAIN FOLD RETURN = GRAY HOSE





ILLUSTRATED PARTS LIST

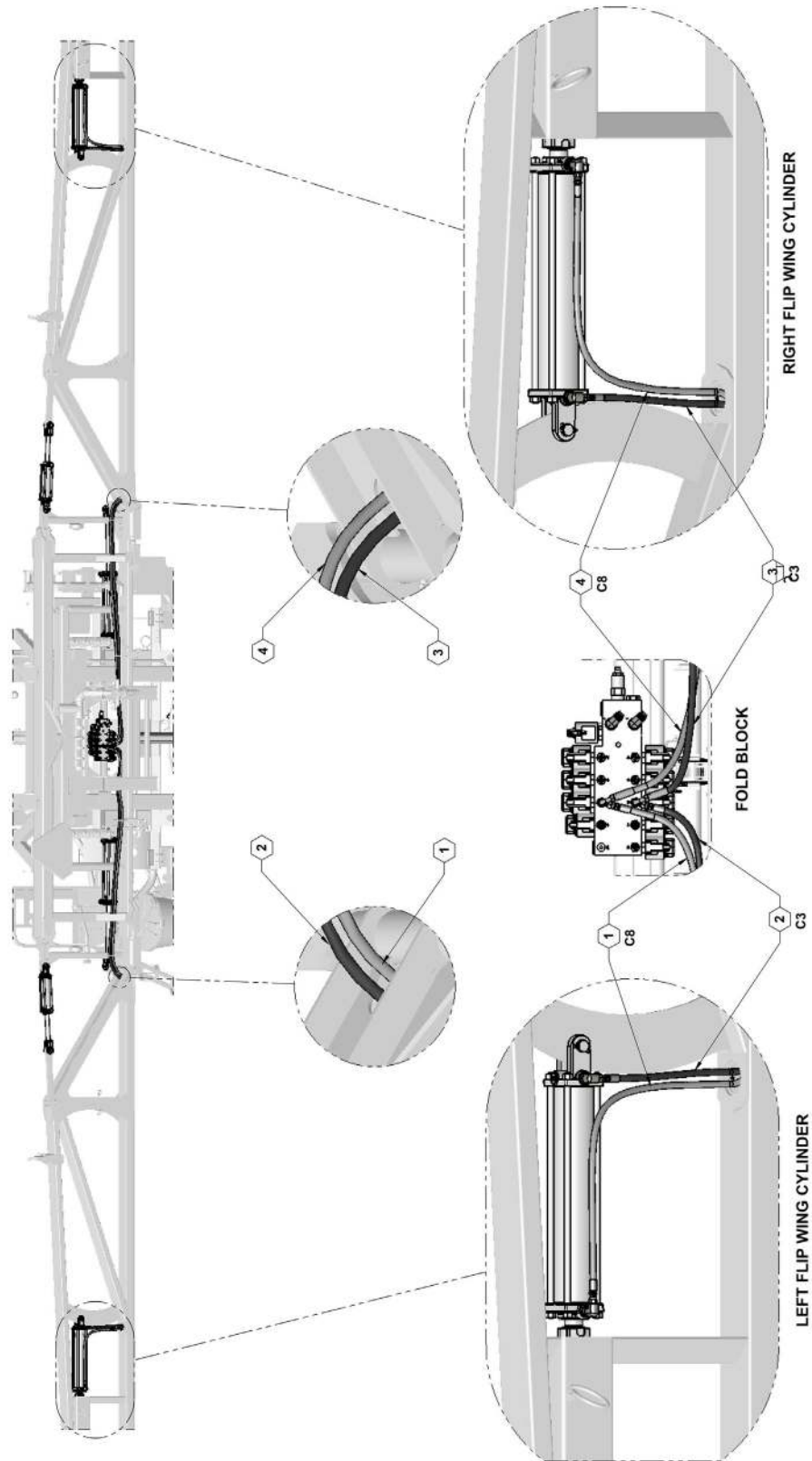
Main Hydraulic Hose Routing Parts List

ITEM	PART NO.	QTY.	DESCRIPTION
1	600014-2-ZN	2	HOSE ASSEMBLY, 04-04FJX-04FJX-65.3
2	600014-3-NZ	2	HOSE ASSEMBLY, 04-04JIC90-04JIC-65.6

Flip Wing Hydraulic Hose Routing

FLIP WING HYDRAULIC HOSE ROUTING

FLIP WING PRESSURE = BLACK HOSE
 FLIP WING RETURN = GRAY HOSE





ILLUSTRATED PARTS LIST

Flip Wing Hydraulic Parts List

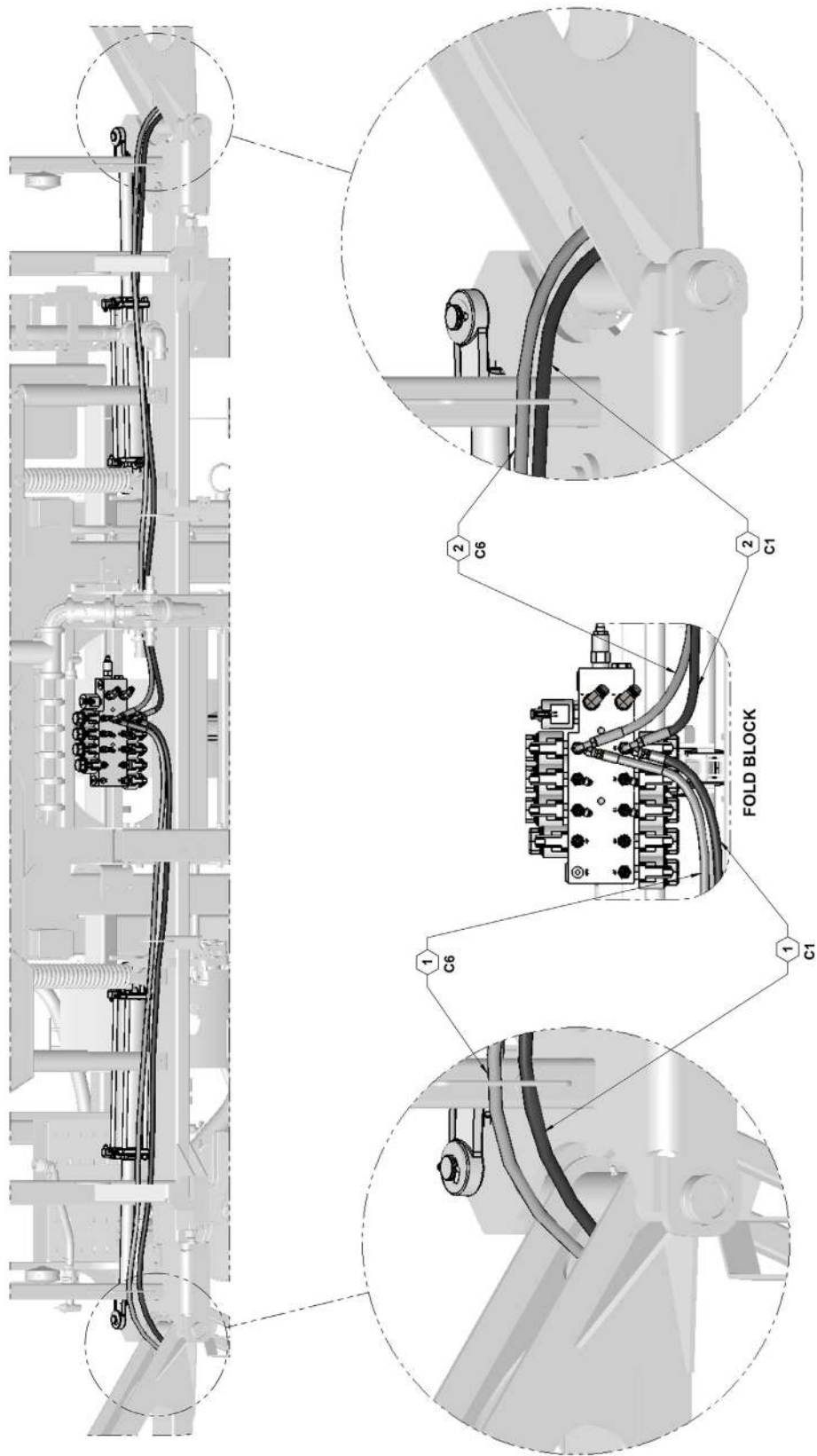
ITEM	PART NO.	QTY.	DESCRIPTION
1	600079-2-ZN	1	HOSE ASSEMBLY, 04-04FJX-04FJX-232
2	600084-7-ZN	1	HOSE ASSEMBLY, 04-04FJX-04FJX-217
3	600079-3-ZN	1	HOSE ASSEMBLY, 04-04FJX90-04FJX
4	600079-4-ZN	1	HOSE ASSEMBLY, 04-04FJX90-04FJX-232

Swing Wing Hydraulic Hose Routing

SWING WING HYDRAULIC HOSE ROUTING

SWING WING PRESSURE = BLACK HOSE

SWING WING RETURN = GRAY HOSE





ILLUSTRATED PARTS LIST

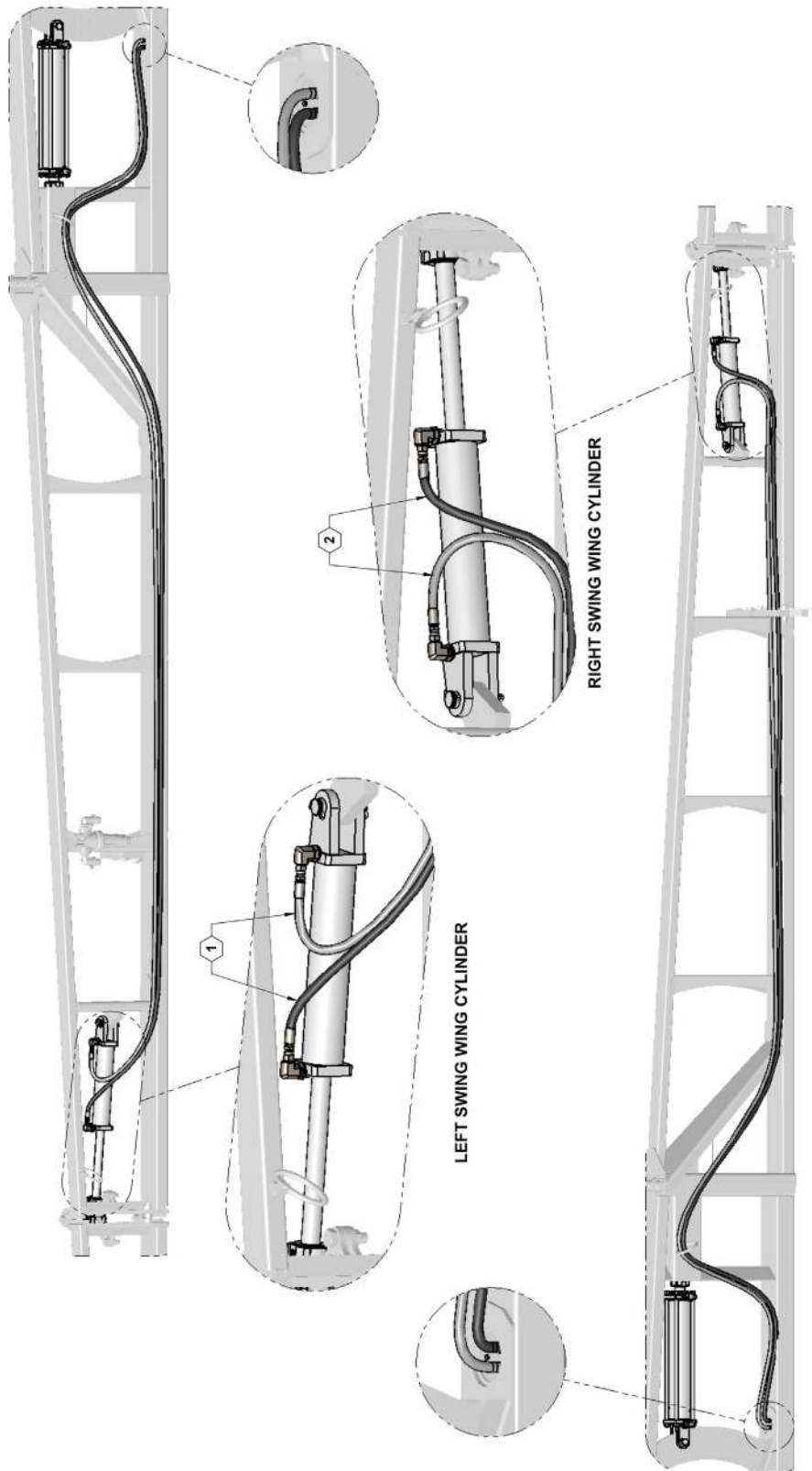
Swing Wing Hydraulic Hose Routing Parts List

ITEM	PART NO.	QTY.	DESCRIPTION
1	600040-7-ZN	2	HOSE ASSEMBLY, 04-04FJX-04FJX-384
2	600040-8-ZN	2	HOSE ASSEMBLY, 04-04FJX90-04FJX-386

Breakaway Wing Hydraulic Hose Routing

SWING WING HYDRAULIC HOSE ROUTING CONTINUED

SWING WING PRESSURE = BLACK HOSE
SWING WING RETURN = GRAY HOSE





ILLUSTRATED PARTS LIST

Breakaway Wing Hydraulic Hose Routing Parts List

ITEM	PART NO.	QTY.	DESCRIPTION
1	600040-7-ZN	2	HOSE ASSEMBLY, 04-04FJX-04FJX-384
2	600040-8-ZN	2	HOSE ASSEMBLY, 04-04FJX90-04FJX-386



ILLUSTRATED PARTS LIST

Raven 450 Controller Kit With Skytrak, Up To 6 Sections

ITEM	PART NO.	QTY.	DESCRIPTION
	631803	1	CONSOLE, SCS450 (6-BOOM)
	631815	1	CABLE, 24' EXT 6BM SCS450
	631818	1	CABLE 10' CONSOLE 7BM SCS 440/450
	631832	1	SENSOR, GPS SPEED, RAVEN
	632028	1	47 PIN TO 16 PIN ADAPTER CABLE
	632077	1	CABLE PRODUCT 47 PIN 6 SECTION

Raven ISO Rate Control Module, Cables To Tractor, ISO Hookup, No VT Console

ITEM	PART NO.	QTY.	DESCRIPTION
	15813BLK	1	PLATE, MOUNT, RATE CONTROLLER
	596105M	1	HEX HEAD G5 1/4-20 X 2-1/2 MAG
	596110M	1	BOLT, HH 1/4-20 X 3 MAGNI
	596128M	2	HH G5 3/8 X 1 MAGNI
	596235M	3	HEX NUT CENTER LOCK 1/4 MAGNI
	596237M	2	HEX NUT 3/8 CENTER LOCK MAGNI
	631856	1	SWITCH ASSEMBLY FOOT ISO PRODUCT CONTROL
	632010	1	RAVEN RATE CONTROL MODULE
	632029	1	47 PIN RCM CABLE
	632035	1	14' 47 PIN TO 47 PIN PLUG
	632078	1	CABLE PRODUCT 47 PIN 10SEC
	632043	1	CABLE, ADAPTER 17' 9 PIN
	632061	1	CABLE, FOOT SWITCH 12'



ILLUSTRATED PARTS LIST

Deere JDRC 2000 ISO Rate Controller, Cables To Tractor, ISO Hookup, No VT Console

ITEM	PART NO.	QTY.	DESCRIPTION
	15813BLK	1	PLATE, MOUNT, RATE CONTROLLER
	596105M	1	HEX HEAD G5 1/4-20 X 2-1/2 MAG
	596110M	2	BOLT, HH 1/4-20 X 3 MAGNI
	596128M	2	HH G5 3/8 X 1 MAGNI
	596235M	3	HEX NUT CENTER LOCK 1/4 MAGNI
	596237M	2	HEX NUT 3/8 CENTER LOCK MAGNI
	632035	1	14' 47 PIN TO 47 PIN PLUG
	632078	1	CABLE PRODUCT 47 PIN 10SEC
	632043	1	CABLE, ADAPTER 17' 9 PIN
	632045	1	JD RC2000 CONTROL MODULE
	632061	1	CABLE, FOOT SWITCH 12'

47 Pin Product Control Cable - Customer Supplied JDRC2000 Rate Controller / Raven RCM

ITEM	PART NO.	QTY.	DESCRIPTION
	15813BLK	1	PLATE, MOUNT, RATE CONTROLLER
	596105M	1	HEX HEAD G5 1/4-20 X 2-1/2 MAG
	596110M	2	BOLT, HH 1/4-20 X 3 MAGNI
	596128M	2	HH G5 3/8 X 1 MAGNI
	596235M	3	HEX NUT CENTER LOCK 1/4 MAGNI
	596237M	2	HEX NUT 3/8 CENTER LOCK MAGNI
	632035	1	14' 47 PIN TO 47 PIN PLUG
	632078	1	CABLE PRODUCT 47 PIN 10SEC



ILLUSTRATED PARTS LIST

47 Pin To 37 Pin Product Control Cable - Customer Supplied GreenStar Rate Controller

ITEM	PART NO.	QTY.	DESCRIPTION
	15813BLK	1	PLATE, MOUNT, RATE CONTROLLER
	596105M	1	HEX HEAD G5 1/4-20 X 2-1/2 MAG
	596110M	2	BOLT, HH 1/4-20 X 3 MAGNI
	596128M	2	HH G5 3/8 X 1 MAGNI
	596235M	3	HEX NUT CENTER LOCK 1/4 MAGNI
	596237M	2	HEX NUT 3/8 CENTER LOCK MAGNI
	632035	1	14' 47 PIN TO 47 PIN PLUG
	632078	1	CABLE PRODUCT 47 PIN 10SEC
	632070	1	37 TO 47 PIN ADAPTER

47 Pin To 16 Pin Product Control Cable - Customer Supplied Raven 450

ITEM	PART NO.	QTY.	DESCRIPTION
	631814	1	CABLE, 12' EXTENSION 6BM SCS440, 16 PIN
	632028	1	47 PIN TO 16 PIN ADAPTER CABLE
	632035	1	14' 47 PIN TO 47 PIN PLUG
	632077	1	CABLE PRODUCT 47 PIN 6SEC

47 Pin Product Control Cable - Customer Supplied Rate Controller

ITEM	PART NO.	QTY.	DESCRIPTION
	632035	1	14' 47 PIN TO 47 PIN PLUG
	632078	1	CABLE PRODUCT 47 PIN 10SEC

Raven CR7 ISO Display With Deere Harness (Deere ISO Controller)

ITEM	PART NO.	QTY.	DESCRIPTION
	632063	1	RAVEN PRECISION CR7 DISPLAY
	632066	1	CABLE, CR7 ISO VT ONLY
	632067	1	CABLE, DISPLAY PORT, Y ADAPTER



ILLUSTRATED PARTS LIST

Raven CR7 ISO Display With Harness (Non-Deere ISO Controller)

ITEM	PART NO.	QTY.	DESCRIPTION
	632063	1	RAVEN PRECISION CR7 DISPLAY
	632065	1	CABLE, CAN/POWER OEM ISO
	632066	1	CABLE, CR7 ISO VT ONLY

Raven CR7 ISO Display With Complete ISO Harness (Non-ISO Tractor)

ITEM	PART NO.	QTY.	DESCRIPTION
	632063	1	RAVEN PRECISION CR7 DISPLAY
	632064	1	CABLE, RAVEN ISO/POWER
	632066	1	CABLE, CR7 ISO VT ONLY

Flow-Back Ball Valve Line Rinse - Electric Valve With Toggle Switch

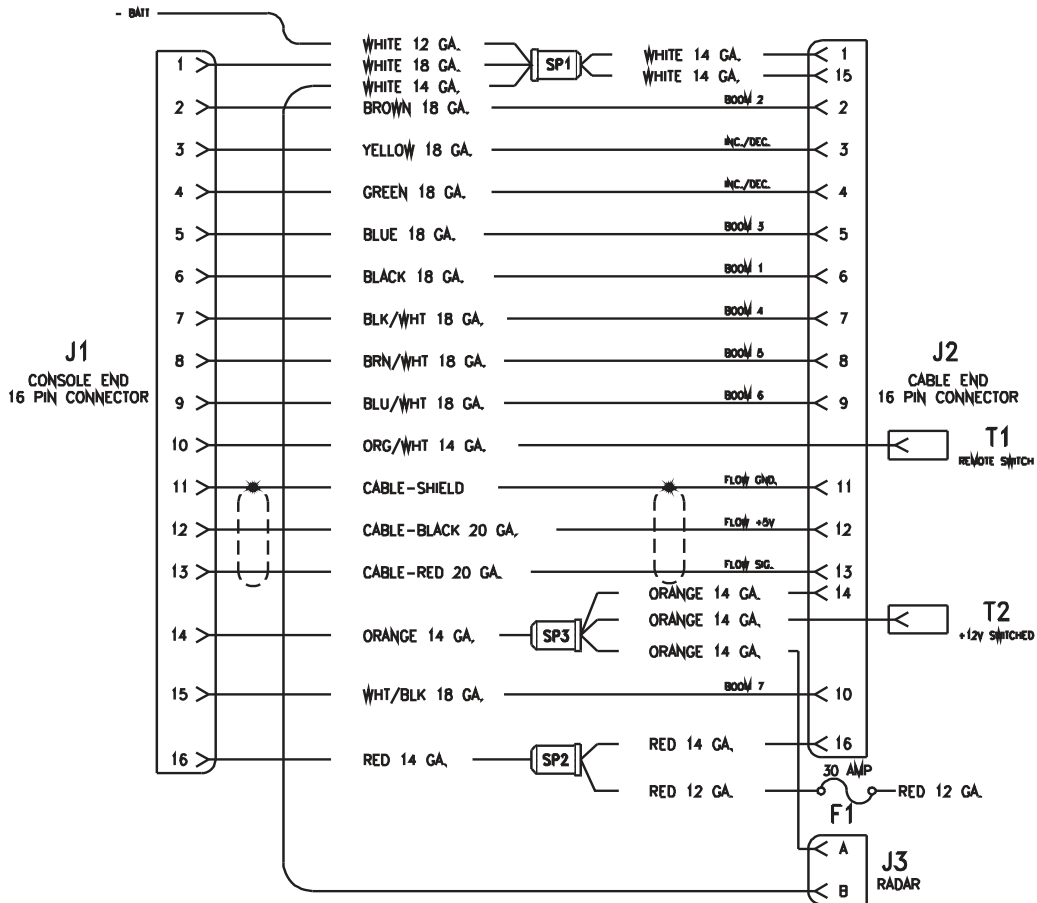
ITEM	PART NO.	QTY.	DESCRIPTION
	11145BLK	1	SWITCH BRACKET
	500027	0.25	VALVE 450BEC MANIFOLD (NARROW) (NON-FLOWBACK)
	500028	0.25	VALVE 450BEC MANIFOLD (WIDE) (NON-FLOWBACK)
	500029	0.25	VALVE 450BEC MANIFOLD (WIDE) (FLOWBACK)
	510016	2.5	HOSE, 1" EPDM
	510019	3	HOSE, 3/4" EPDM
	530189	1	QUICK CONNECT 1" STRAIGHT BARB
	530434	1	1" HB OUTLET X M QC
	540013	2	CLAMP, STAINLESS 3/4" #12
	540014	2	CLAMP, STAINLESS 1" #16
	560055	1	ELECTRICAL SWITCH SEALED SPST
	560071	1	TOGGLE SWITCH BOOT



ILLUSTRATED PARTS LIST

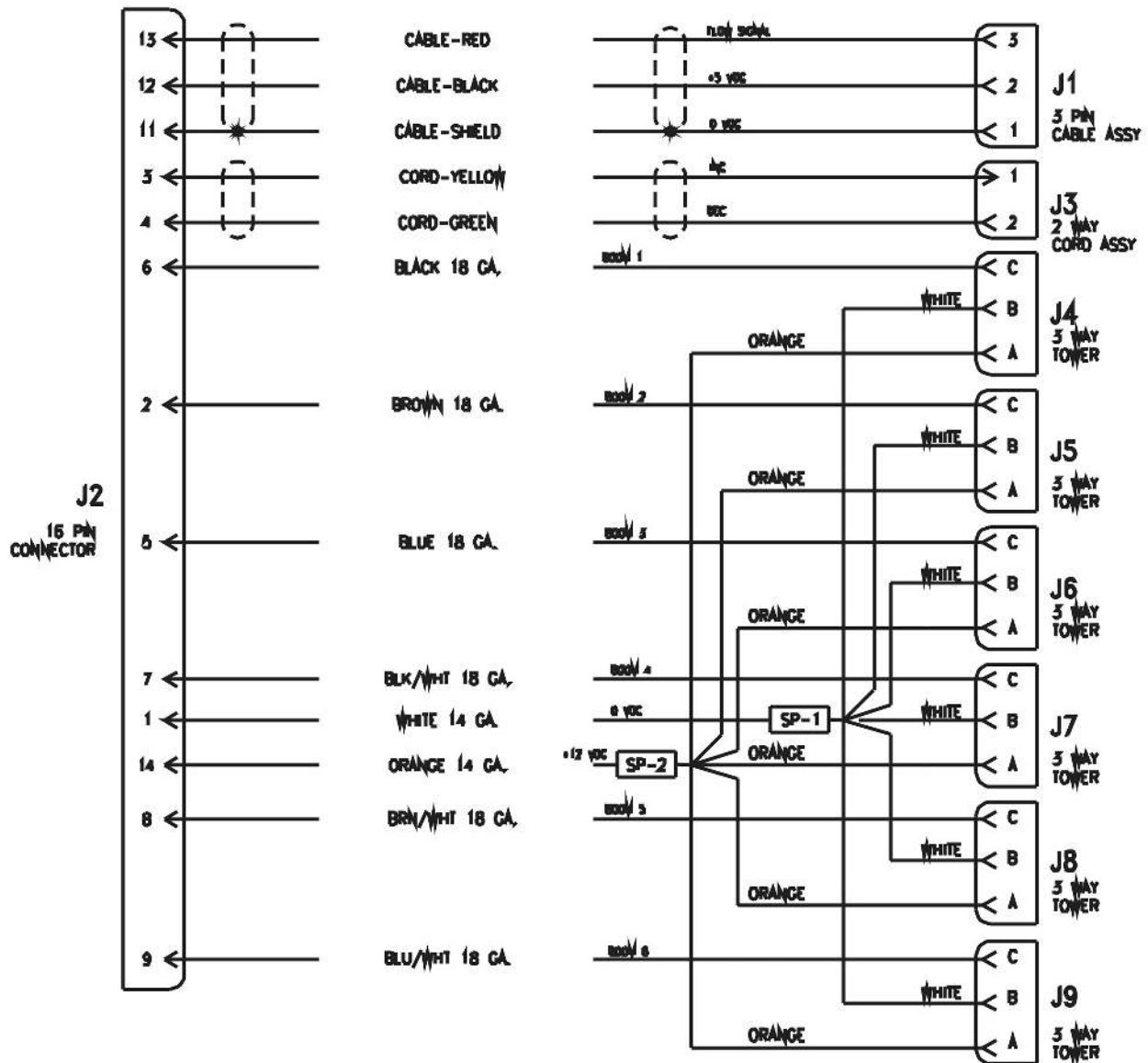
Control Console Wiring Harness

CABLE,
CONSOLE, SCS 460, 6 BOOM, 10'
115-0171-085 (Rev. A)



Control Console Wiring Harness

CABLE, 12' PRODUCT, 6 BOOM WITH 3 PIN TOWERS 115-0171-129 (Rev. A)





ILLUSTRATED PARTS LIST

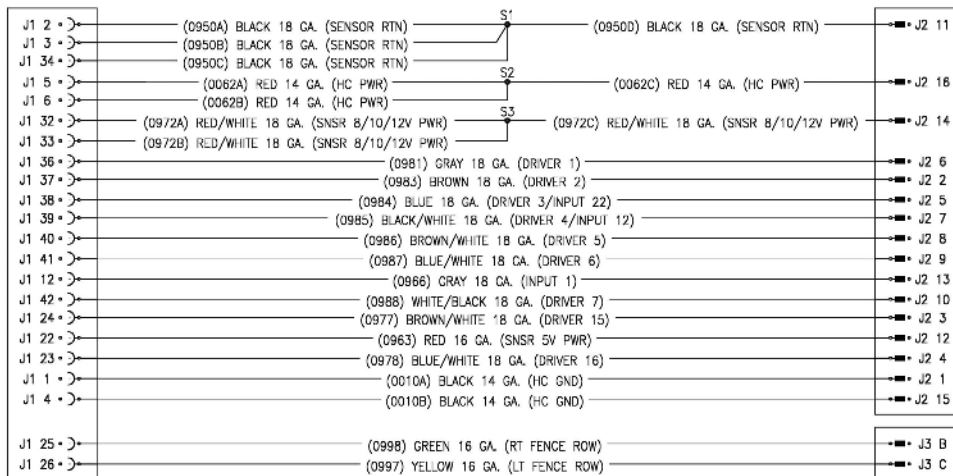
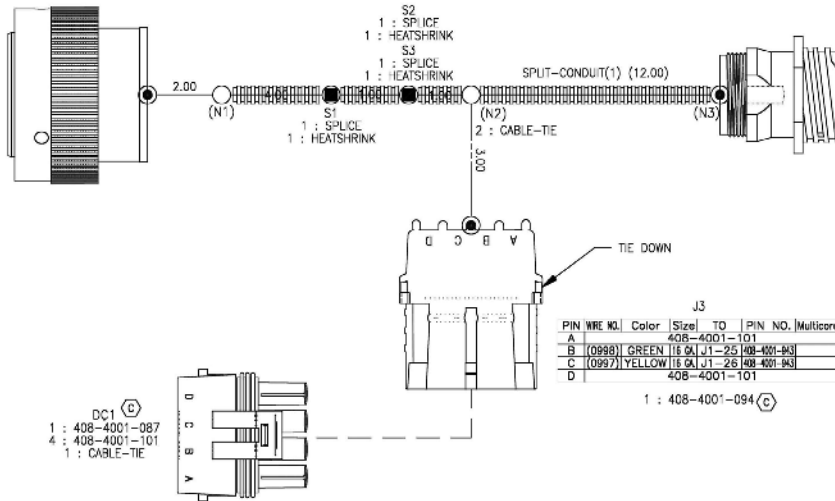
Adapter Cable, 16 Pin Console To 47 Pin Product Port (632028)

J1					
PIN	WIRE NO.	Color	Size	TO	PIN NO. Multicore
1	(0010A)	BLACK	14 GA	J2-1	408-4001-316
2	(0950A)	BLACK	18 GA	S1-3	408-4001-823
3	(0950B)	BLACK	18 GA	S1-2	408-4001-823
4	(0010B)	BLACK	14 GA	J2-15	408-4001-316
5	(0062A)	RED	14 GA	S2-3	408-4001-316
6	(0062B)	RED	14 GA	S2-1	408-4001-316
7					408-4001-882
8					408-4001-882
9					408-4001-882
10					408-4001-882
11					408-4001-882
12	(0986)	GRAY	18 GA	J2-13	408-4001-823
13					408-4001-882
14					408-4001-882
15					408-4001-882
16					408-4001-882
17					408-4001-882
18					408-4001-882
19					408-4001-882
20					408-4001-882
21					408-4001-882
22	(0963)	RED	16 GA	J2-12	408-4001-823
23	(0978)	BLUE/WHITE	18 GA	J2-4	408-4001-823
24	(0977)	BROWN/WHITE	18 GA	J2-3	408-4001-823
25	(0998)	GREEN	16 GA	J3-B	408-4001-823
26	(0997)	YELLOW	16 GA	J3-C	408-4001-823
27					408-4001-882
28					408-4001-882
29					408-4001-882
30					408-4001-882
31					408-4001-882
32	(0972A)	RED/WHITE	18 GA	S3-2	408-4001-823
33	(0972B)	RED/WHITE	18 GA	S3-1	408-4001-823
34	(0950C)	BLACK	18 GA	S1-1	408-4001-823
35					408-4001-882
36	(0981)	GRAY	18 GA	J2-6	408-4001-823
37	(0983)	BROWN	18 GA	J2-2	408-4001-823
38	(0984)	BLUE	18 GA	J2-5	408-4001-823
39	(0985)	BLACK/WHITE	18 GA	J2-7	408-4001-823
40	(0986)	BROWN/WHITE	18 GA	J2-8	408-4001-823
41	(0987)	BLUE/WHITE	18 GA	J2-9	408-4001-823
42	(0988)	WHITE/BLACK	18 GA	J2-10	408-4001-823
43					408-4001-882
44					408-4001-882
45					408-4001-882
46					408-4001-882
47					408-4001-882

- 1 : 408-4002-133
- 1 : 408-4001-803
- 1 : CABLE-TIE

J2					
PIN	WIRE NO.	Color	Size	TO	PIN NO. Multicore
1	(0010A)	BLACK	14 GA	J1-1	408-4001-101
2	(0983)	BROWN	18 GA	J1-37	408-4001-823
3	(0977)	BROWN/WHITE	18 GA	J1-24	408-4001-823
4	(0978)	BLUE/WHITE	18 GA	J1-23	408-4001-823
5	(0984)	BLUE	18 GA	J1-38	408-4001-823
6	(0981)	GRAY	18 GA	J1-36	408-4001-823
7	(0985)	BLACK/WHITE	18 GA	J1-39	408-4001-823
8	(0986)	BROWN/WHITE	18 GA	J1-40	408-4001-823
9	(0987)	BLUE/WHITE	18 GA	J1-41	408-4001-823
10	(0988)	WHITE/BLACK	18 GA	J1-42	408-4001-823
11	(0950C)	BLACK	18 GA	S1-4	408-4001-823
12	(0963)	RED	16 GA	J1-22	408-4001-823
13	(0966)	GRAY	18 GA	J1-12	408-4001-823
14	(0972C)	RED/WHITE	18 GA	S3-3	408-4001-823
15	(0109)	BLACK	16 GA	J1-4	408-4001-101
16	(0062C)	RED	14 GA	S2-2	408-4001-101

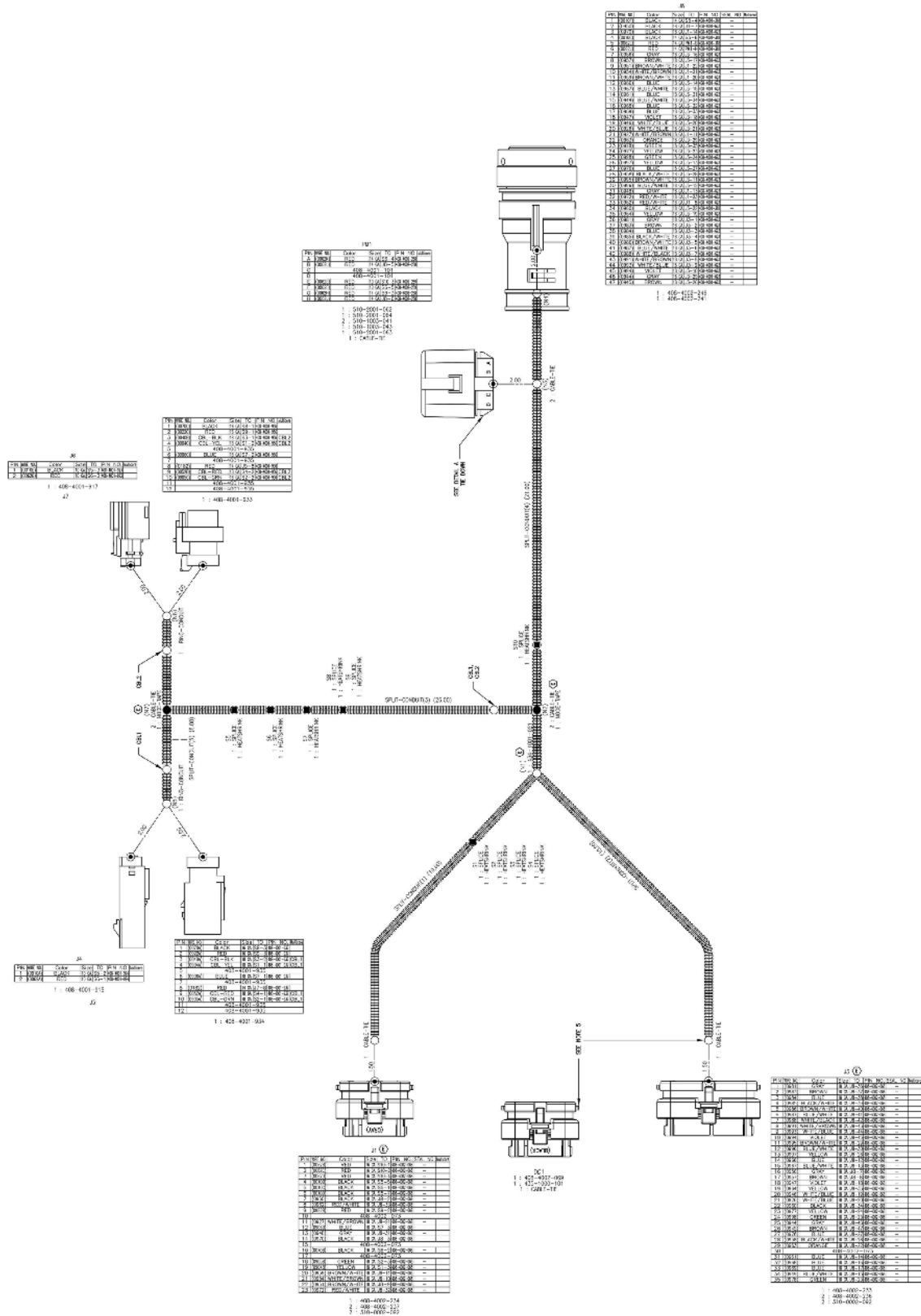
- 1 : 408-4001-025
- 1 : 408-4001-024
- 1 : PERIPHERAL SEAL GREASE
- 1 : 408-4001-019
- 1 : ENCAPSULATE-POTTING





ILLUSTRATED PARTS LIST


Cable, 81 Pin ECU, 47 Pin Rate Control Interface (632029)





ILLUSTRATED PARTS LIST

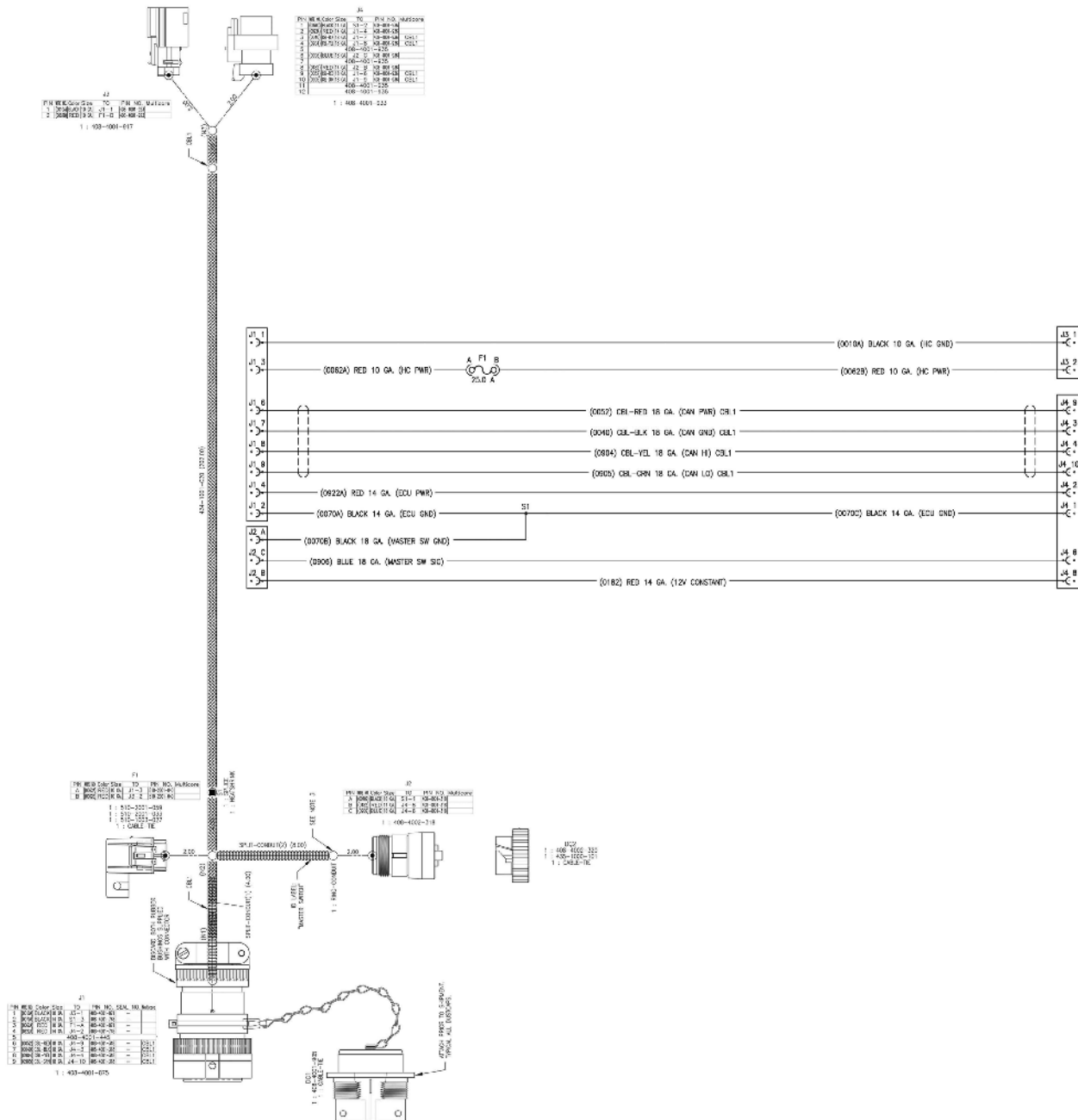
Cable, 81 Pin ECU, 47 Pin Rate Control Interface (632029)





ILLUSTRATED PARTS LIST

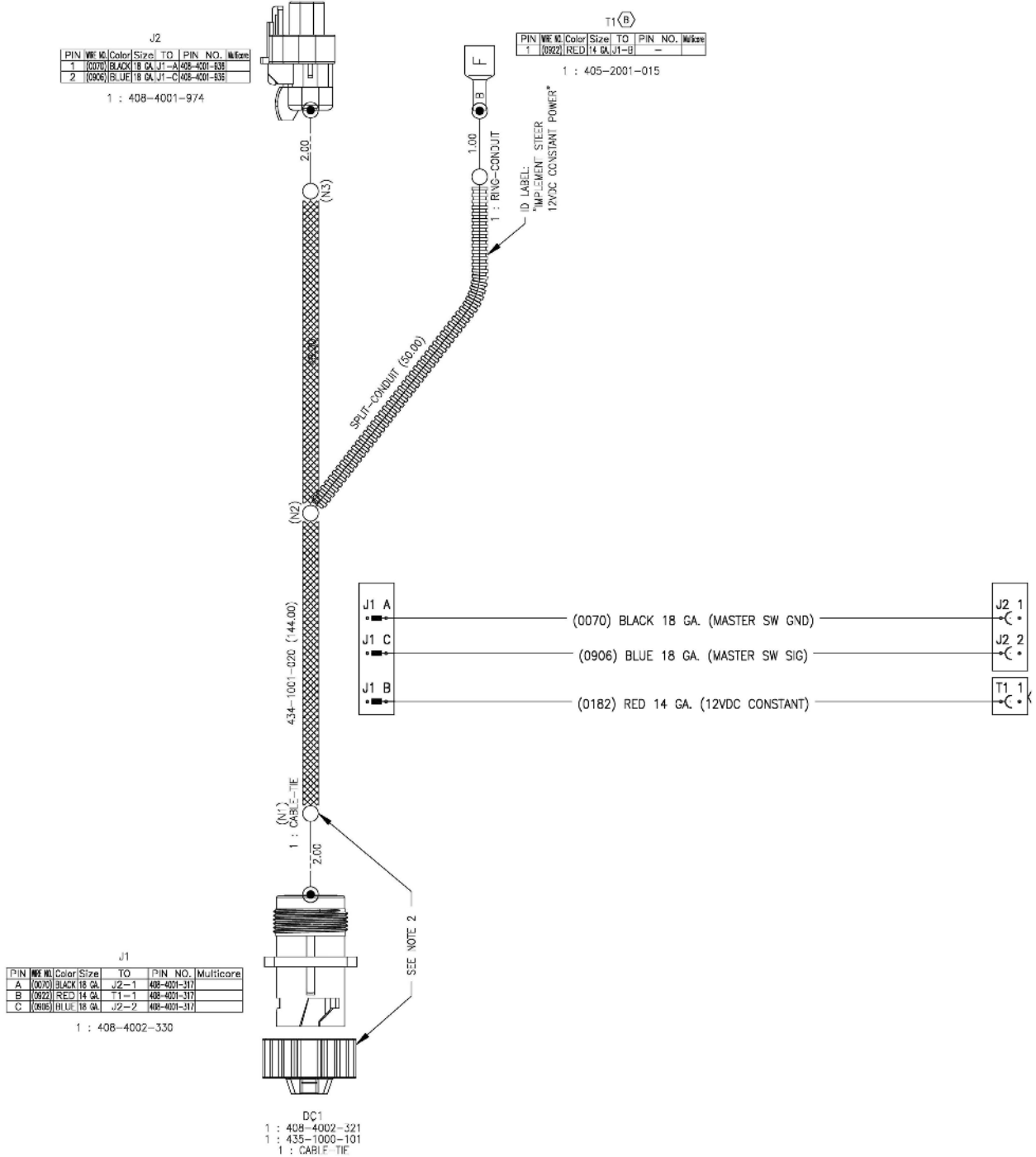
Adapter Cable, 17', 9 Pin IBIC / 3 Pin Master to Gen 1 Isobus (632043)





ILLUSTRATED PARTS LIST

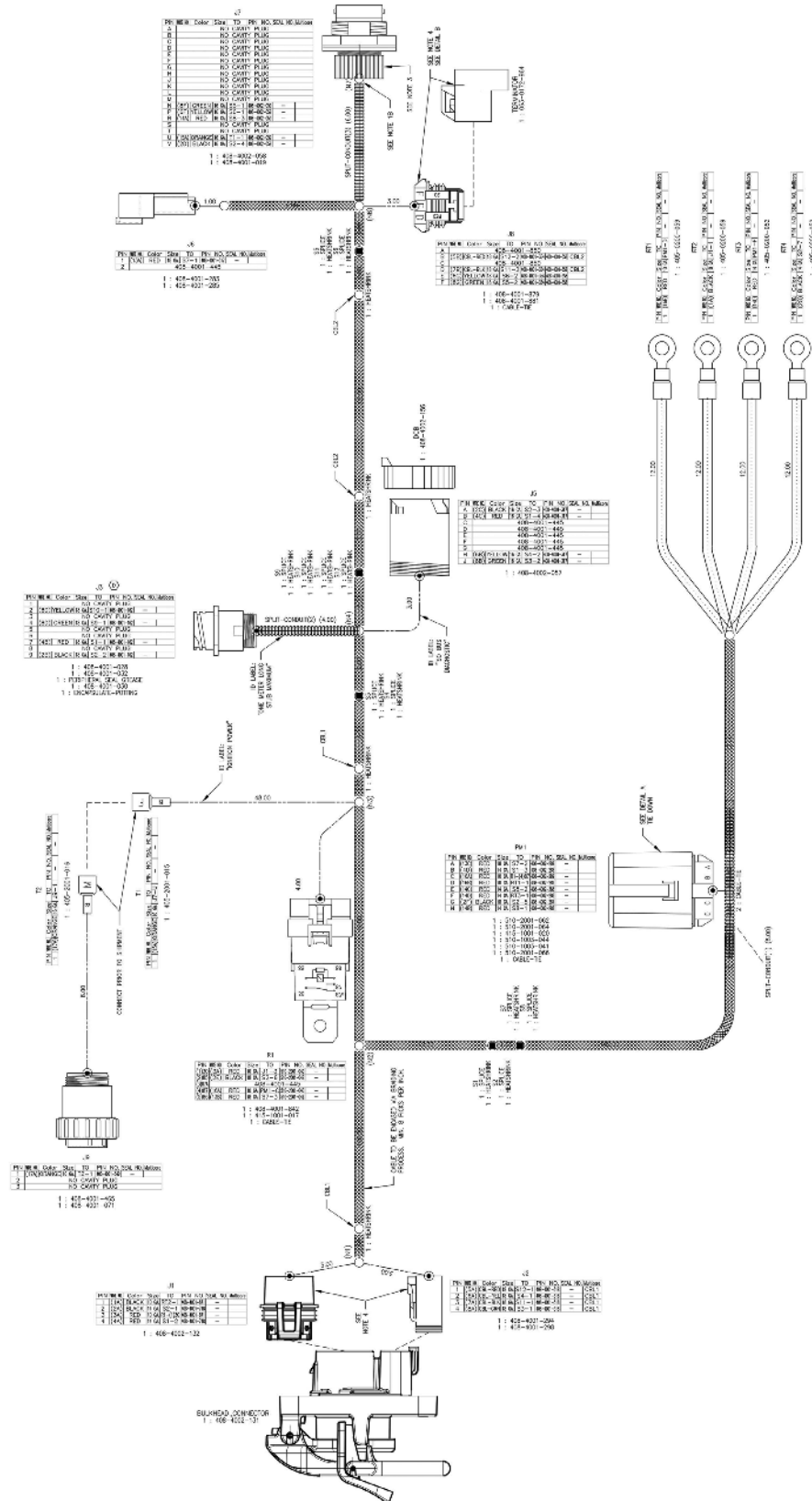
Cable, Foot Switch, 12' (632061)





ILLUSTRATED PARTS LIST

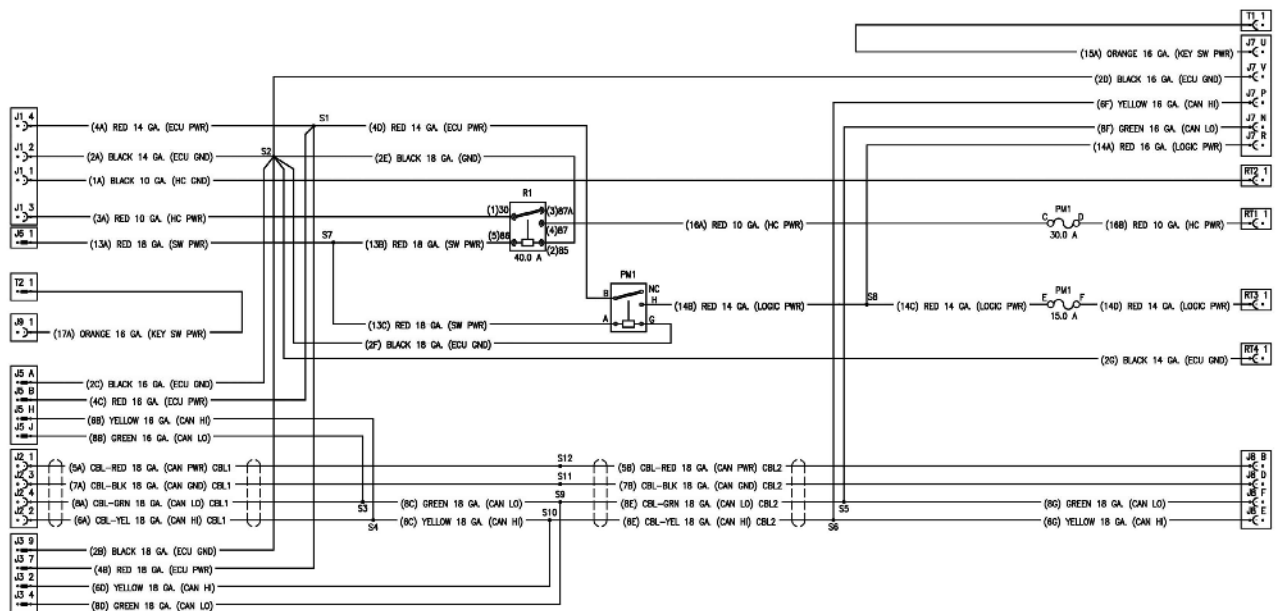
Cable, Raven ISO/Power With IBC Connector (632064)





ILLUSTRATED PARTS LIST

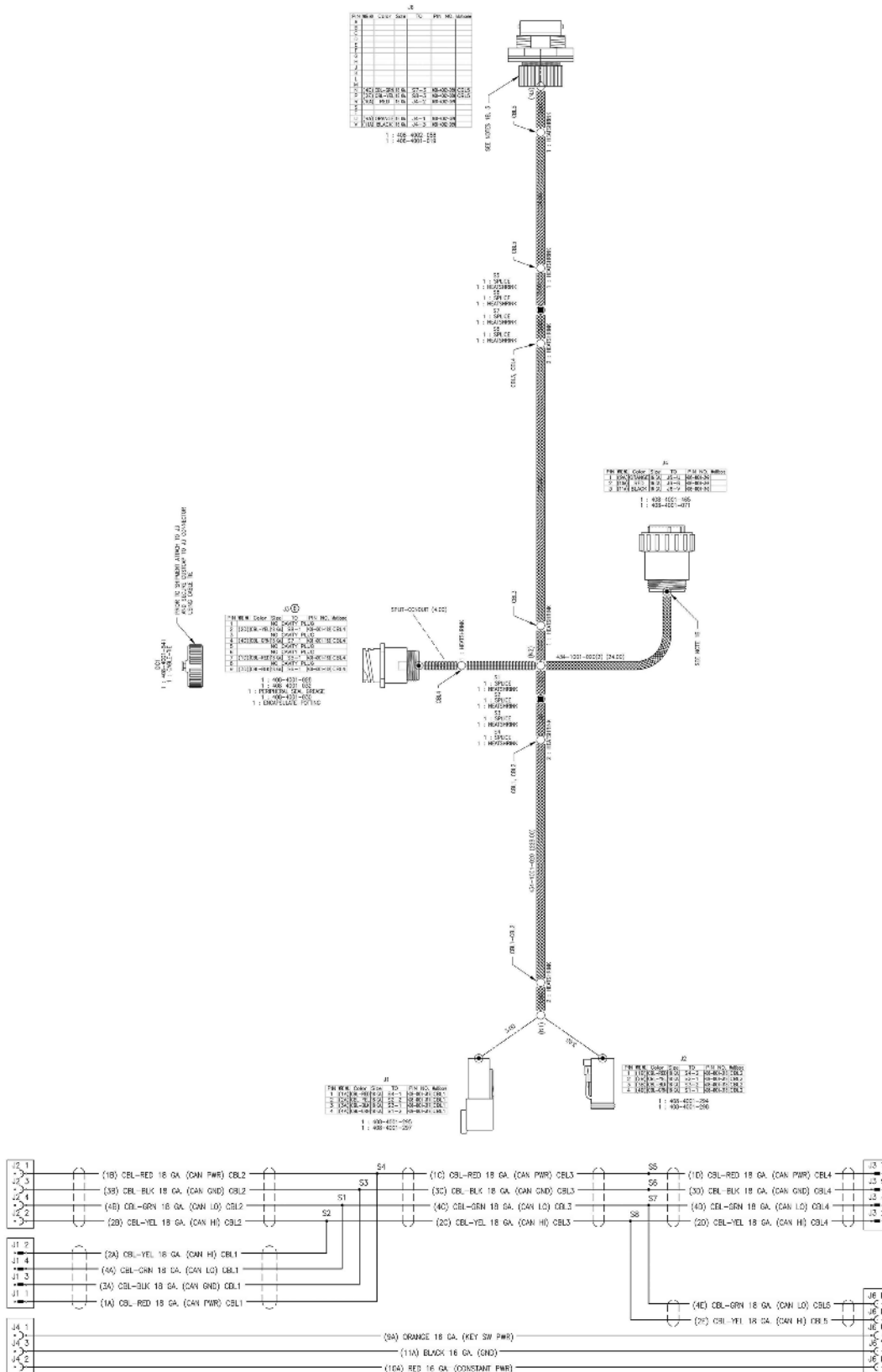
Cable, Raven ISO/Power With IBBC Connector (632064)





ILLUSTRATED PARTS LIST

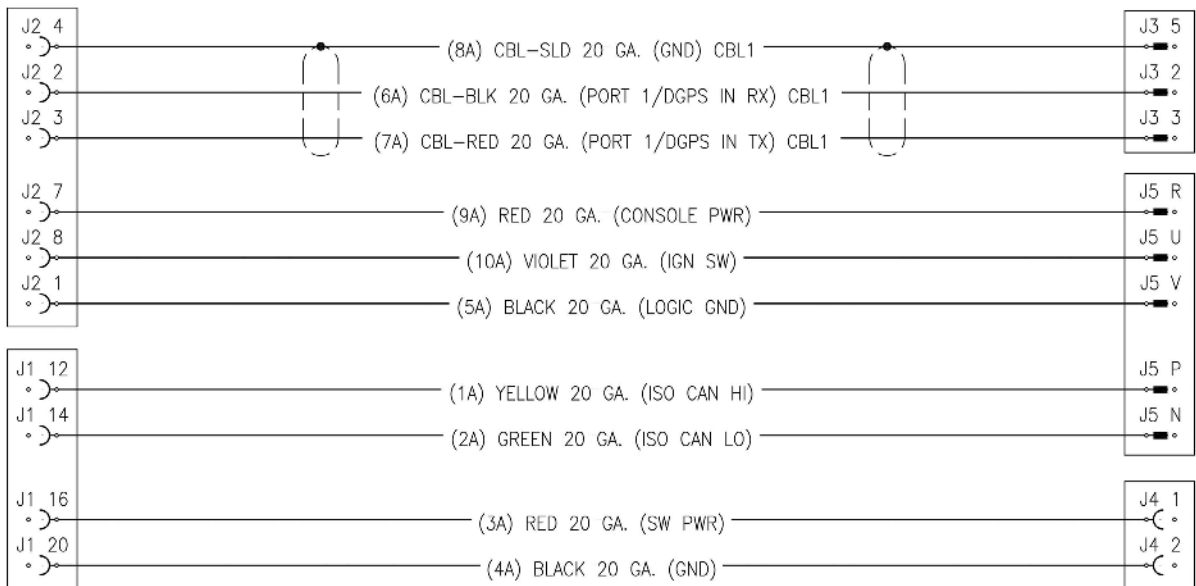
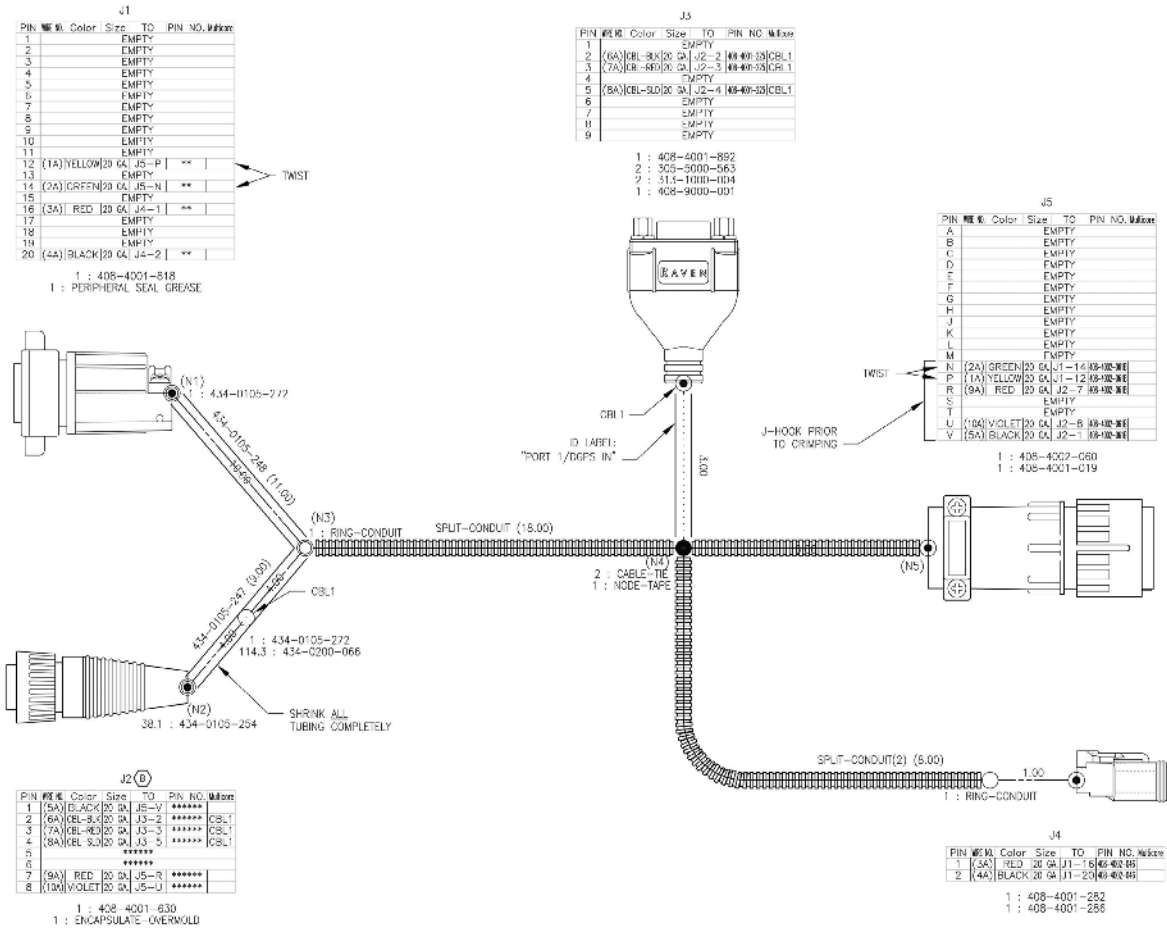
CAN/Power Cable, OEM ISO To Raven ISO Bulkhead (632065)





ILLUSTRATED PARTS LIST

Cable, CR7, ISO VT Only (632066)





ILLUSTRATED PARTS LIST

Cable, Display Port, Y Adapter (632067)

J1 (A)

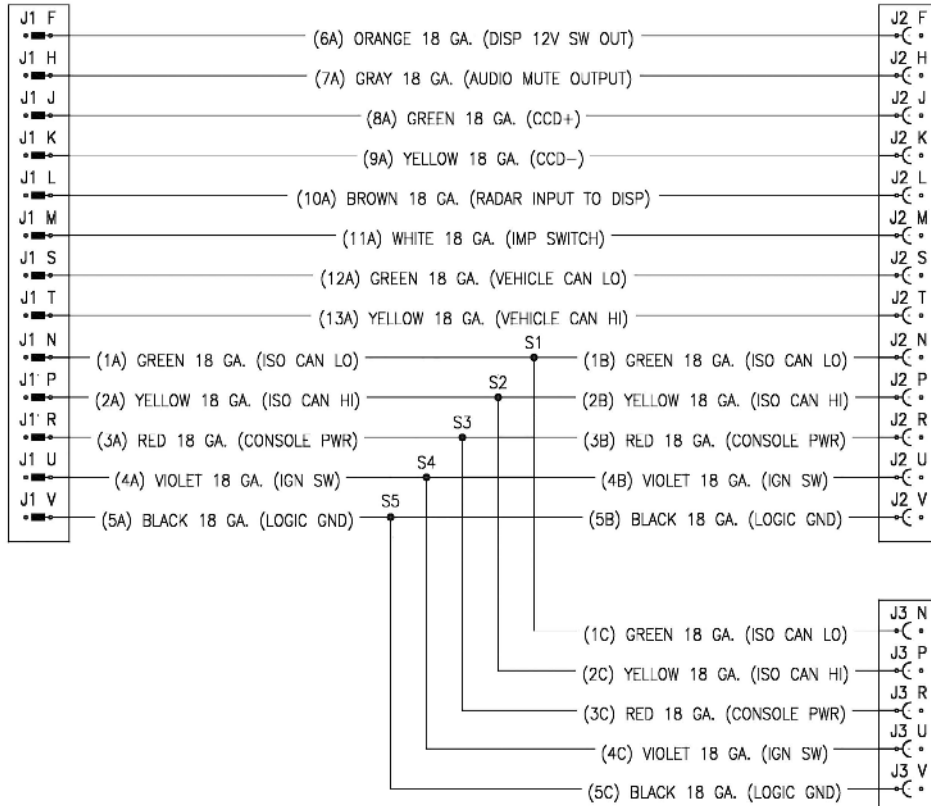
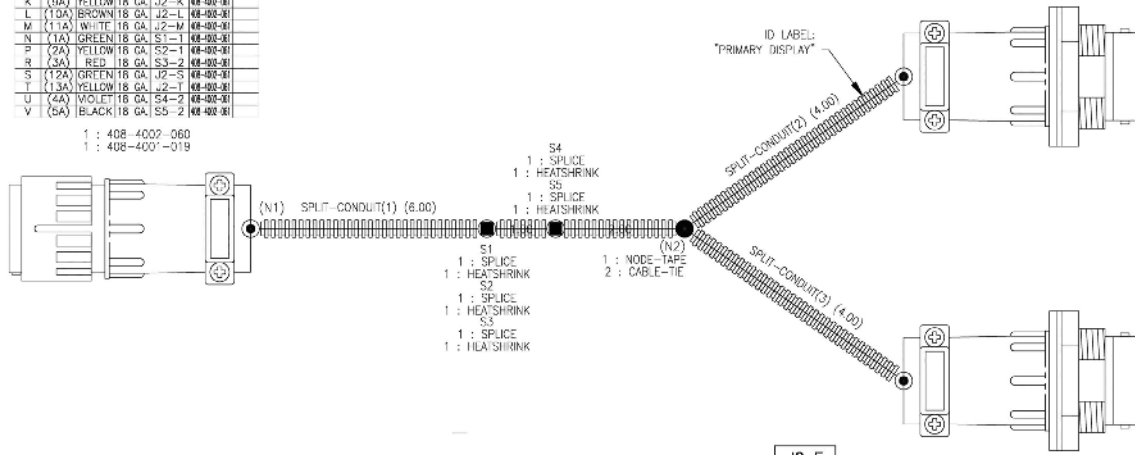
PIN	WIRE NO.	Color	Size	TO	PIN NO.	Wire
A						EMPTY
B						EMPTY
C						EMPTY
D						EMPTY
E						EMPTY
F	(6A)	ORANGE	18 GA.	J2-F		408-400-060
G						EMPTY
H	(7A)	GRAY	18 GA.	J2-H		408-400-060
J	(8A)	GREEN	18 GA.	J2-J		408-400-060
K	(9A)	YELLOW	18 GA.	J2-K		408-400-060
L	(10A)	BROWN	18 GA.	J2-L		408-400-060
M	(11A)	WHITE	18 GA.	J2-M		408-400-060
N	(1A)	GREEN	18 GA.	S1-1		408-400-060
P	(2A)	YELLOW	18 GA.	S2-2		408-400-060
R	(3A)	RED	18 GA.	S3-3		408-400-060
S	(12A)	GREEN	18 GA.	J2-S		408-400-060
T	(13A)	YELLOW	18 GA.	J2-T		408-400-060
U	(4A)	VIOLET	18 GA.	S4-4		408-400-060
V	(5A)	BLACK	18 GA.	S5-5		408-400-060

1 : 408-4002-060
1 : 408-4001-019

J2 (B)

PIN	WIRE NO.	Color	Size	TO	PIN NO.	Wire
A						EMPTY
B						EMPTY
C						EMPTY
D						EMPTY
E						EMPTY
F	(5A)	ORANGE	18 GA.	J1-F		408-400-060
G						EMPTY
H	(7A)	GRAY	18 GA.	J1-H		408-400-060
J	(8A)	GREEN	18 GA.	J1-J		408-400-060
K	(9A)	YELLOW	18 GA.	J1-K		408-400-060
L	(10A)	BROWN	18 GA.	J1-L		408-400-060
M	(11A)	WHITE	18 GA.	J1-M		408-400-060
N	(1B)	GREEN	18 GA.	S1-2		408-400-060
P	(2B)	YELLOW	18 GA.	S2-2		408-400-060
R	(3B)	RED	18 GA.	S3-3		408-400-060
S	(12A)	GREEN	18 GA.	J1-S		408-400-060
T	(13A)	YELLOW	18 GA.	J1-T		408-400-060
U	(4B)	VIOLET	18 GA.	S4-1		408-400-060
V	(5B)	BLACK	18 GA.	S5-1		408-400-060

1 : 408-4002-058
1 : 408-4001-019



J3

PIN	WIRE NO.	Color	Size	TO	PIN NO.	Wire
A						EMPTY
B						EMPTY
C						EMPTY
D						EMPTY
E						EMPTY
F						EMPTY
G						EMPTY
H						EMPTY
J						EMPTY
K						EMPTY
L						EMPTY
M						EMPTY
N	(1C)	GREEN	18 GA.	S1-3		408-400-060
P	(2C)	YELLOW	18 GA.	S2-3		408-400-060
R	(3C)	RED	18 GA.	S3-3		408-400-060
S						EMPTY
T						EMPTY
U	(4C)	VIOLET	18 GA.	S4-3		408-400-060
V	(5C)	BLACK	18 GA.	S5-3		408-400-060

1 : 408-4002-058
1 : 408-4001-019



ILLUSTRATED PARTS LIST

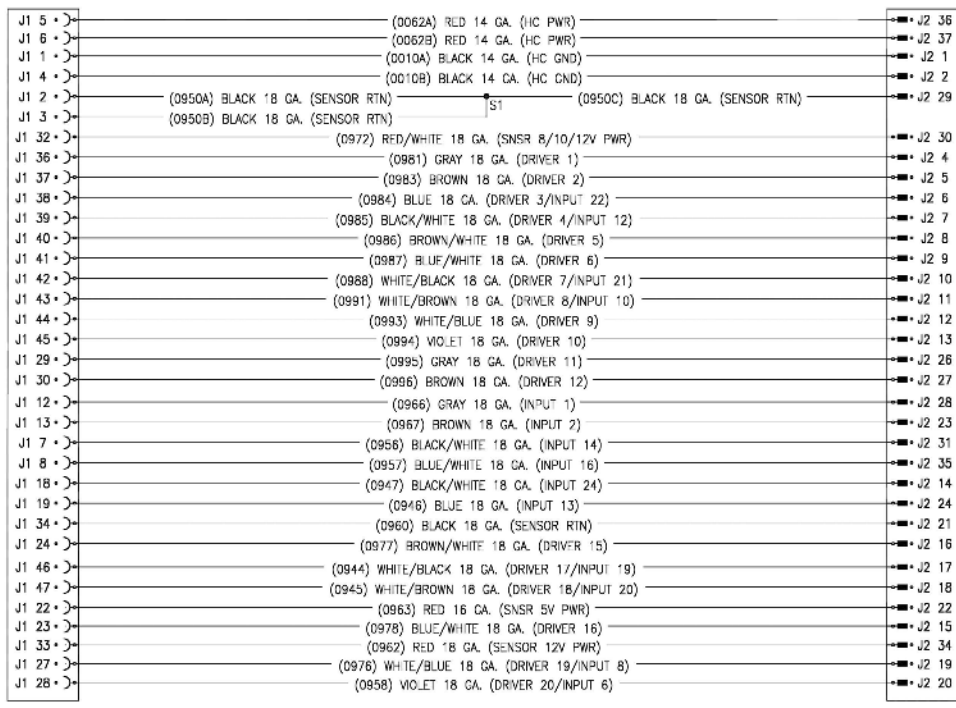
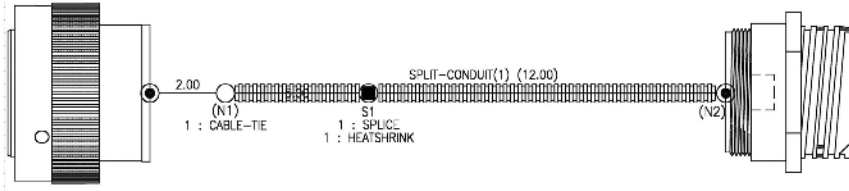
Adapter Cable, 37 Pin Console To 47 Pin Product Port (632070)

J1						
PIN	WRE NO.	Color	Size	TO	PIN NO.	Multicores
1	(0010A)	BLACK	14 GA	J2-1	408-4001-318	
2	(0950A)	BLACK	18 GA	S1-2	408-4001-620	
3	(0950B)	BLACK	18 GA	S1-1	408-4001-620	
4	(0010B)	BLACK	14 GA	J2-2	408-4001-318	
5	(0062A)	RED	14 GA	J2-36	408-4001-318	
6	(0082B)	RED	14 GA	J2-37	408-4001-318	
7	(0956)	BLACK/WHITE	18 GA	J2-31	408-4001-620	
8	(0957)	BLUE/WHITE	18 GA	J2-35	408-4001-620	
9				408-4001-882		
10				408-4001-882		
11				408-4001-882		
12	(0966)	GRAY	18 GA	J2-26	408-4001-620	
13	(0967)	BROWN	18 GA	J2-23	408-4001-620	
14				408-4001-882		
15				408-4001-882		
16				408-4001-882		
17				408-4001-882		
18	(0947)	BLACK/WHITE	18 GA	J2-14	408-4001-620	
19	(0946)	BLUE	18 GA	J2-24	408-4001-620	
20				408-4001-882		
21				408-4001-882		
22	(0963)	RED	18 GA	J2-22	408-4001-620	
23	(0978)	BLUE/WHITE	18 GA	J2-15	408-4001-620	
24	(0977)	BROWN/WHITE	18 GA	J2-16	408-4001-620	
25				408-4001-882		
26				408-4001-882		
27	(0976)	WHITE/BLUE	18 GA	J2-19	408-4001-620	
28	(0958)	VIOLET	18 GA	J2-20	408-4001-620	
29	(0995)	GRAY	18 GA	J2-26	408-4001-620	
30	(0996)	BROWN	18 GA	J2-27	408-4001-620	
31				408-4001-882		
32	(0972)	RED/WHITE	18 GA	J2-30	408-4001-620	
33	(0962)	RED	18 GA	J2-34	408-4001-620	
34	(0960)	BLACK	18 GA	J2-21	408-4001-318	
35				408-4001-882		
36	(0981)	GRAY	18 GA	J2-4	408-4001-620	
37	(0983)	BROWN	18 GA	J2-5	408-4001-620	
38	(0984)	BLUE	18 GA	J2-6	408-4001-620	
39	(0985)	BLACK/WHITE	18 GA	J2-7	408-4001-620	
40	(0986)	BROWN/WHITE	18 GA	J2-8	408-4001-620	
41	(0987)	BLUE/WHITE	18 GA	J2-9	408-4001-620	
42	(0988)	WHITE/BLACK	18 GA	J2-10	408-4001-620	
43	(0991)	WHITE/BROWN	18 GA	J2-11	408-4001-620	
44	(0993)	WHITE/BLUE	18 GA	J2-12	408-4001-620	
45	(0994)	VIOLET	18 GA	J2-13	408-4001-620	
46	(0844)	WHITE/BLACK	18 GA	J2-17	408-4001-620	
47	(0945)	WHITE/BROWN	18 GA	J2-18	408-4001-620	

J2						
PIN	WRE NO.	Color	Size	TO	PIN NO.	Multicores
1	(0010A)	BLACK	14 GA	J1-1	408-4001-169	
2	(0010B)	BLACK	14 GA	J1-4	408-4001-169	
3						
4	(0981)	GRAY	18 GA	J1-36	408-4001-162	
5	(0983)	BROWN	18 GA	J1-37	408-4001-162	
6	(0984)	BLUE	18 GA	J1-38	408-4001-162	
7	(0985)	BLACK/WHITE	18 GA	J1-39	408-4001-162	
8	(0986)	BROWN/WHITE	18 GA	J1-40	408-4001-162	
9	(0987)	BLUE/WHITE	18 GA	J1-41	408-4001-162	
10	(0988)	WHITE/BLACK	18 GA	J1-42	408-4001-162	
11	(0991)	WHITE/BROWN	18 GA	J1-43	408-4001-162	
12	(0993)	WHITE/BLUE	18 GA	J1-44	408-4001-162	
13	(0994)	VIOLET	18 GA	J1-45	408-4001-162	
14	(0947)	BLACK/WHITE	18 GA	J1-18	408-4001-162	
15	(0978)	BLUE/WHITE	18 GA	J1-23	408-4001-162	
16	(0977)	BROWN/WHITE	18 GA	J1-24	408-4001-162	
17	(0944)	WHITE/BLACK	18 GA	J1-46	408-4001-162	
18	(0945)	WHITE/BROWN	18 GA	J1-47	408-4001-162	
19	(0976)	WHITE/BLUE	18 GA	J1-27	408-4001-162	
20	(0958)	VIOLET	18 GA	J1-28	408-4001-162	
21	(0960)	BLACK	18 GA	J1-34	408-4001-162	
22	(0963)	RED	18 GA	J1-22	408-4001-162	
23	(0967)	BROWN	18 GA	J1-13	408-4001-162	
24	(0946)	BLUE	18 GA	J1-19	408-4001-162	
25						
26	(0995)	GRAY	18 GA	J1-29	408-4001-162	
27	(0996)	BROWN	18 GA	J1-30	408-4001-162	
28	(0966)	GRAY	18 GA	J1-12	408-4001-162	
29	(0950C)	BLACK	18 GA	S1-3	408-4001-162	
30	(0972)	RED/WHITE	18 GA	J1-32	408-4001-162	
31	(0956)	BLACK/WHITE	18 GA	J1-7	408-4001-162	
32						
33						
34	(0962)	RED	18 GA	J1-33	408-4001-162	
35	(0957)	BLUE/WHITE	18 GA	J1-8	408-4001-162	
36	(0062A)	RED	14 GA	J1-5	408-4001-162	
37	(0062B)	RED	14 GA	J1-6	408-4001-162	

- 1 : 408-4002-133
- 1 : 408-4001-803
- 1 : CABLE-TIE

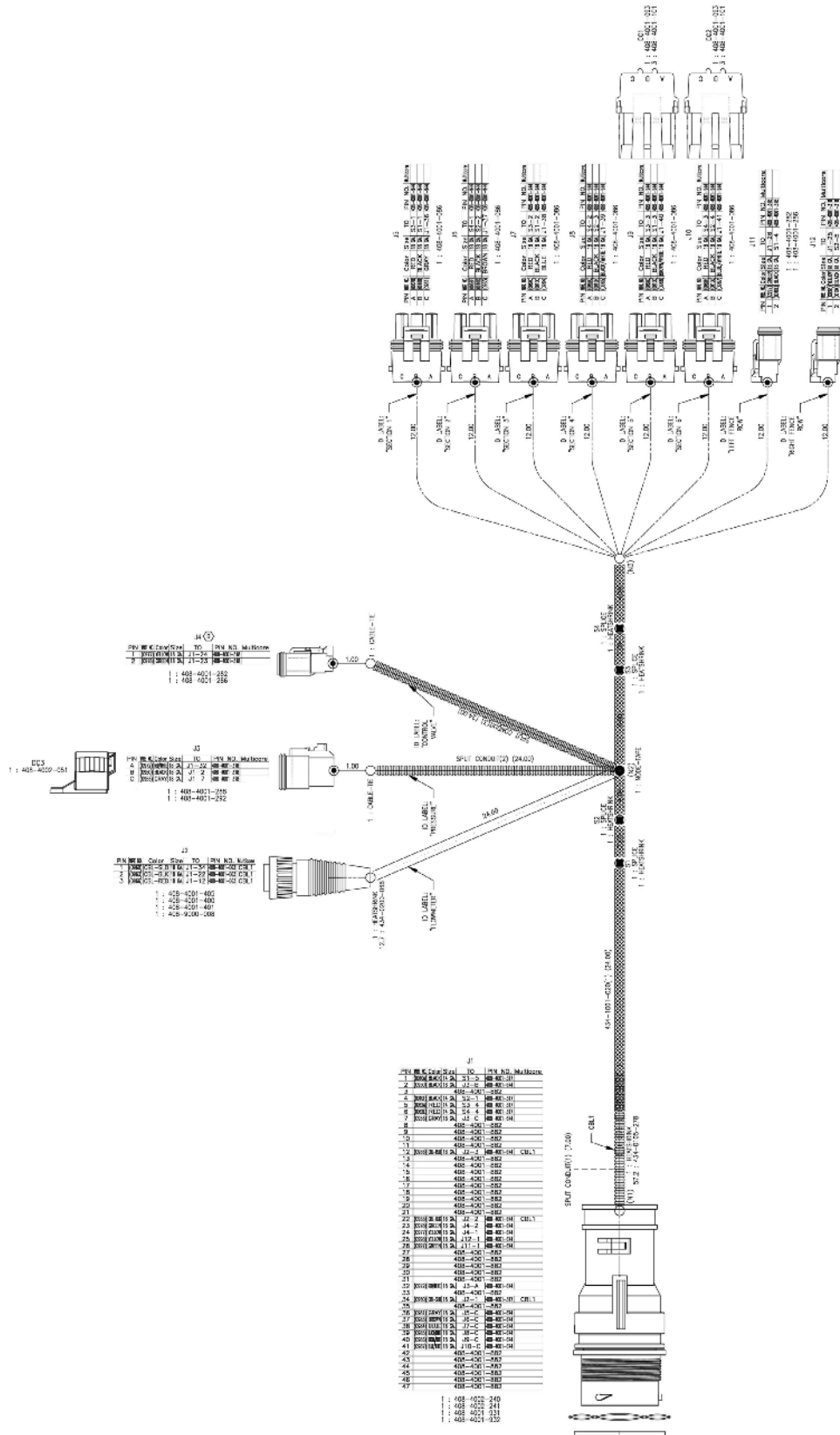
- 1 : 408-4001-563
- 1 : 408-4001-037
- 1 : PERIPHERAL SEAL CREASE
- 1 : 408-4001-036
- 1 : ENCAPSULATE-POTTING





ILLUSTRATED PARTS LIST

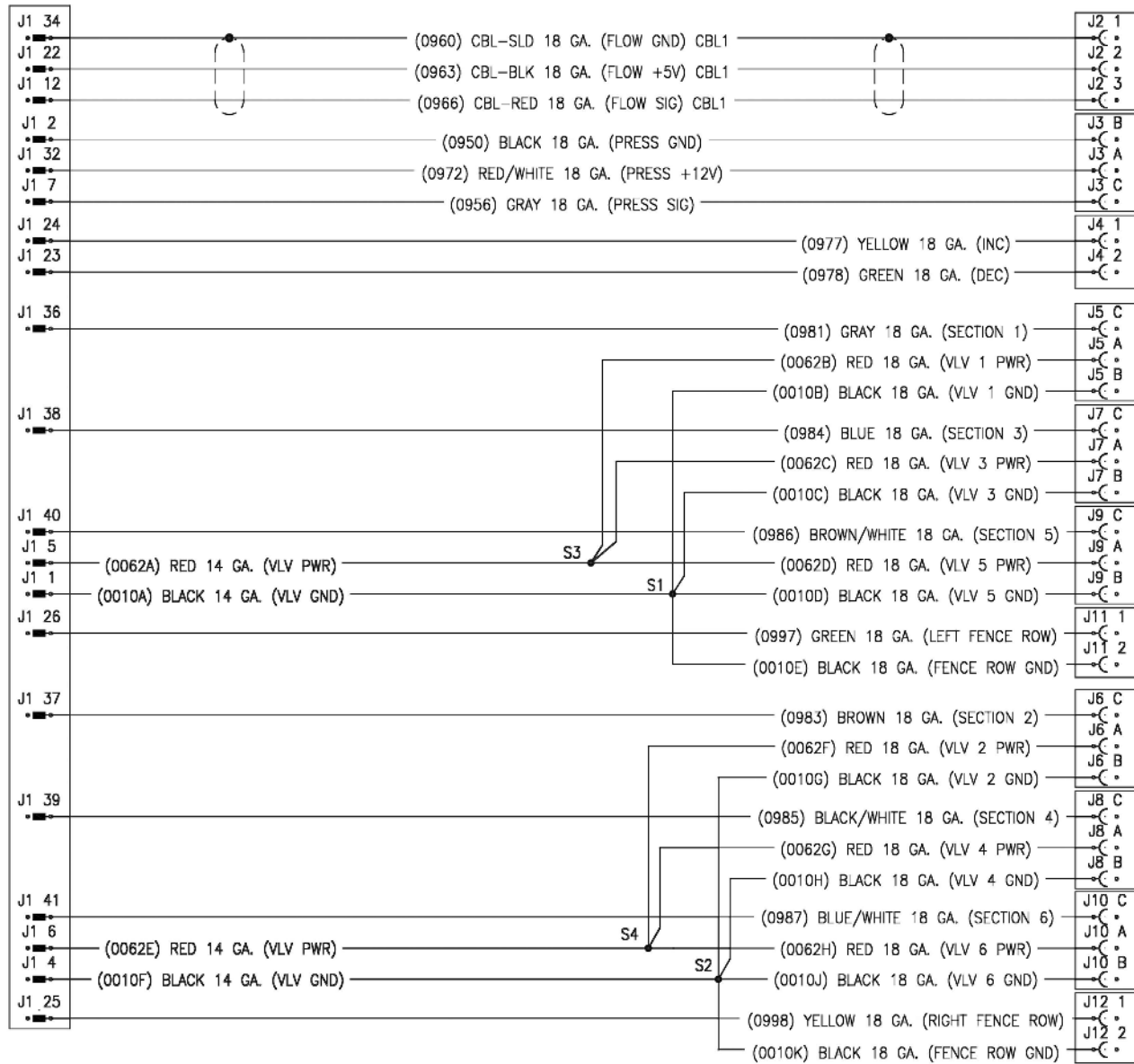
Product Cable, 47 Pin, 6 Section, Liquid, FAST, Center Mount (632077)





ILLUSTRATED PARTS LIST

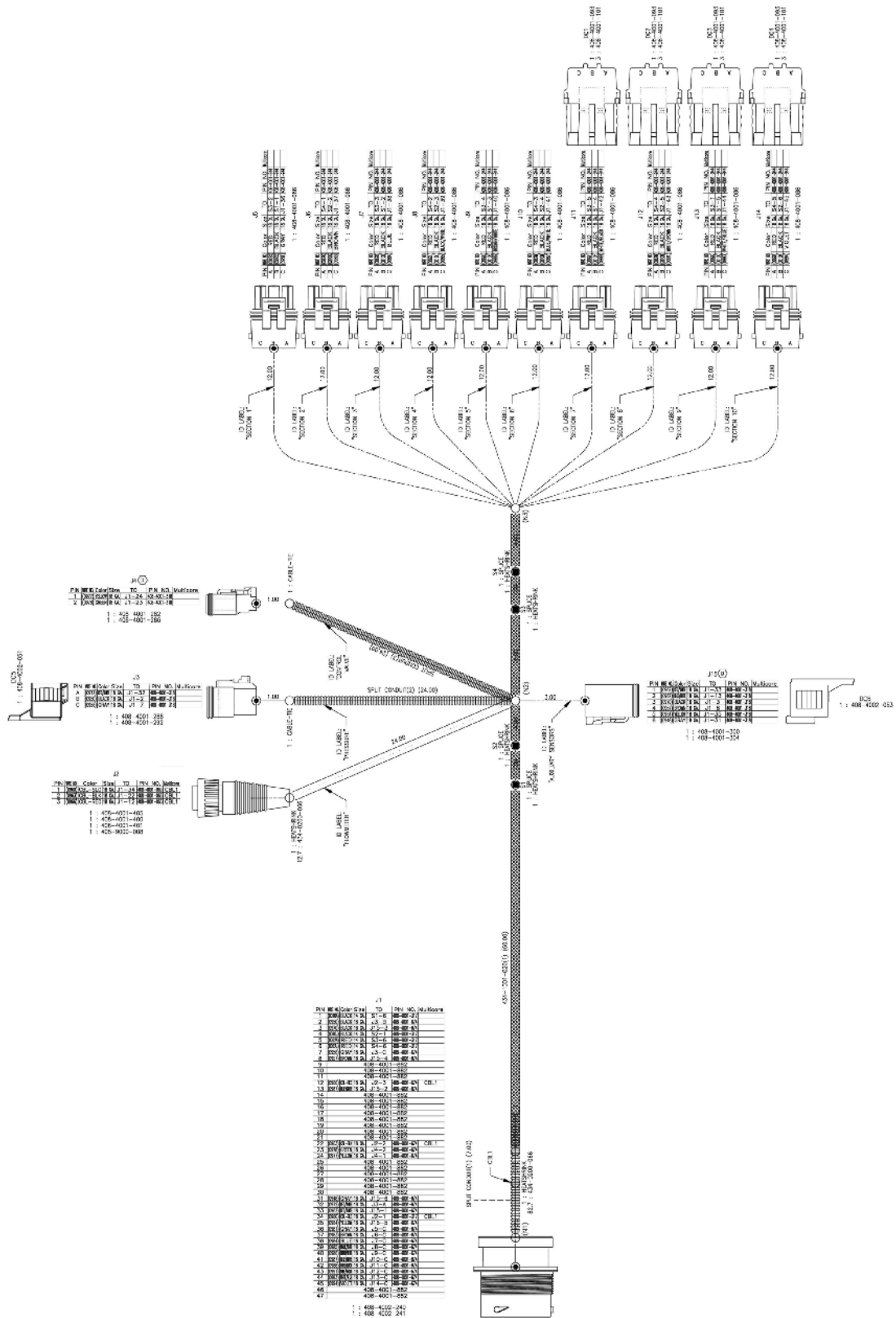
Product Cable, 47 Pin, 6 Section, Liquid, FAST, Center Mount (632077)





ILLUSTRATED PARTS LIST

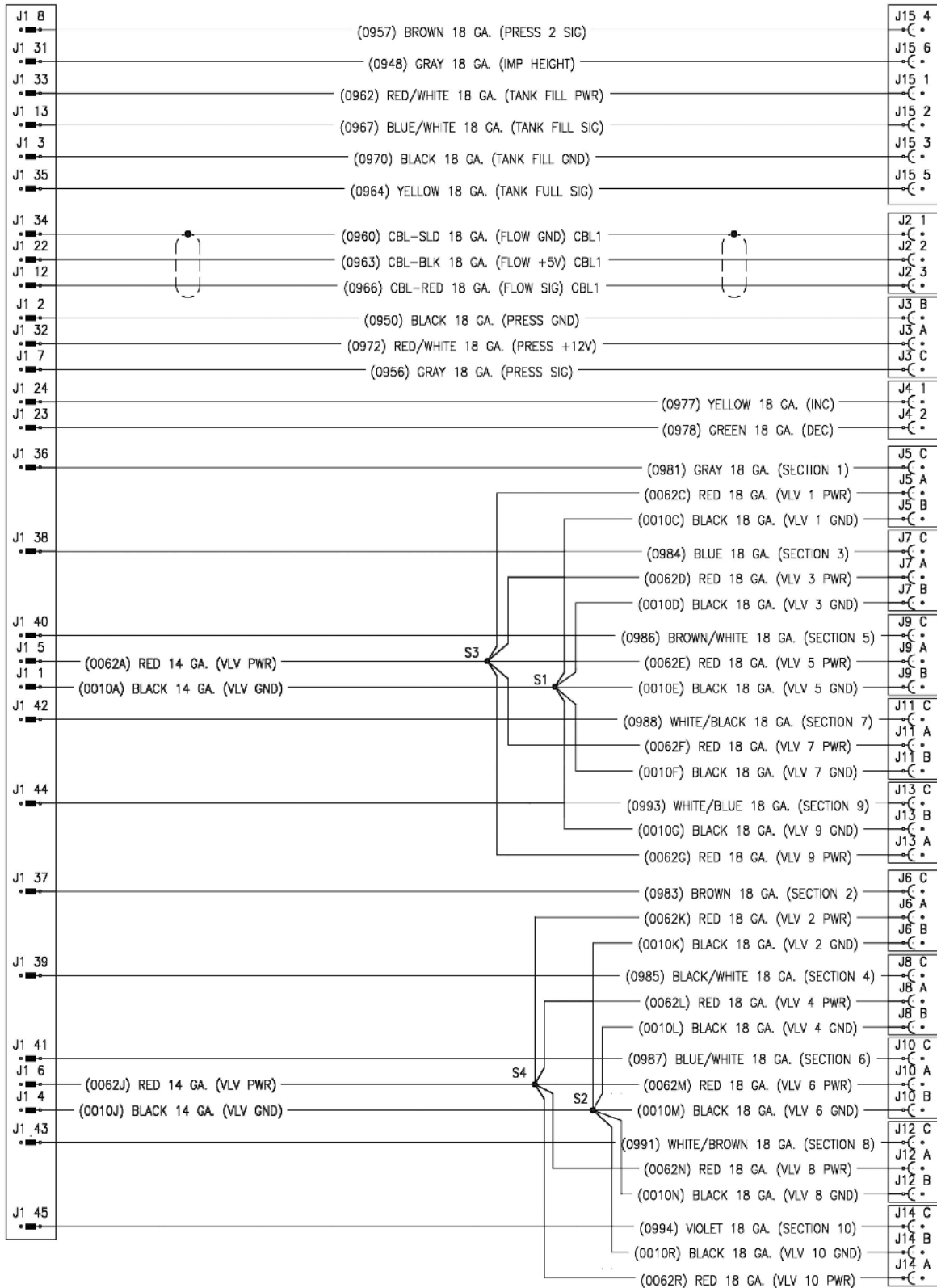
Product Cable, 47 Pin, 10 Section, Liquid, FAST 6'(632078)

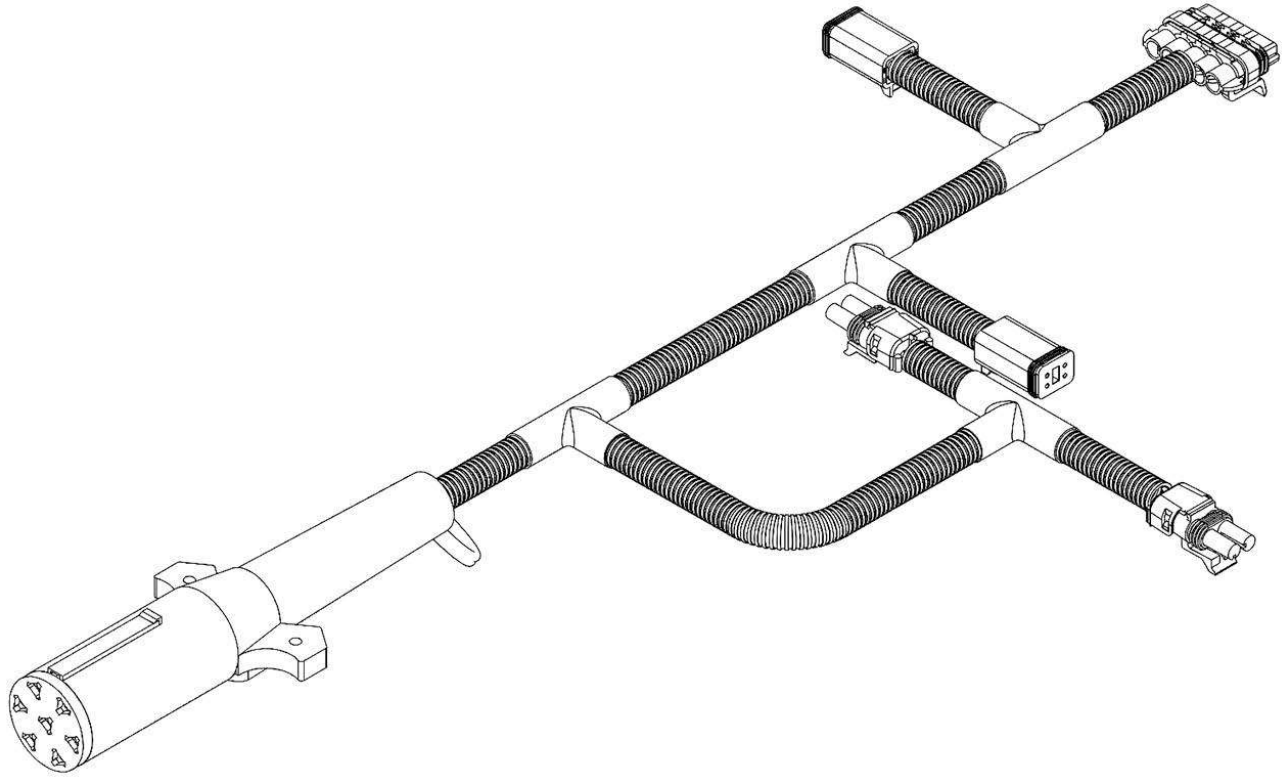




ILLUSTRATED PARTS LIST

Product Cable, 47 Pin, 10 Section, Liquid, FAST 6'(632078)



Light Harness**Light Harness Parts List**

ITEM	PART NO.	QTY.	DESCRIPTION
1	740035	1	WIRING HARNESS, LIGHTS

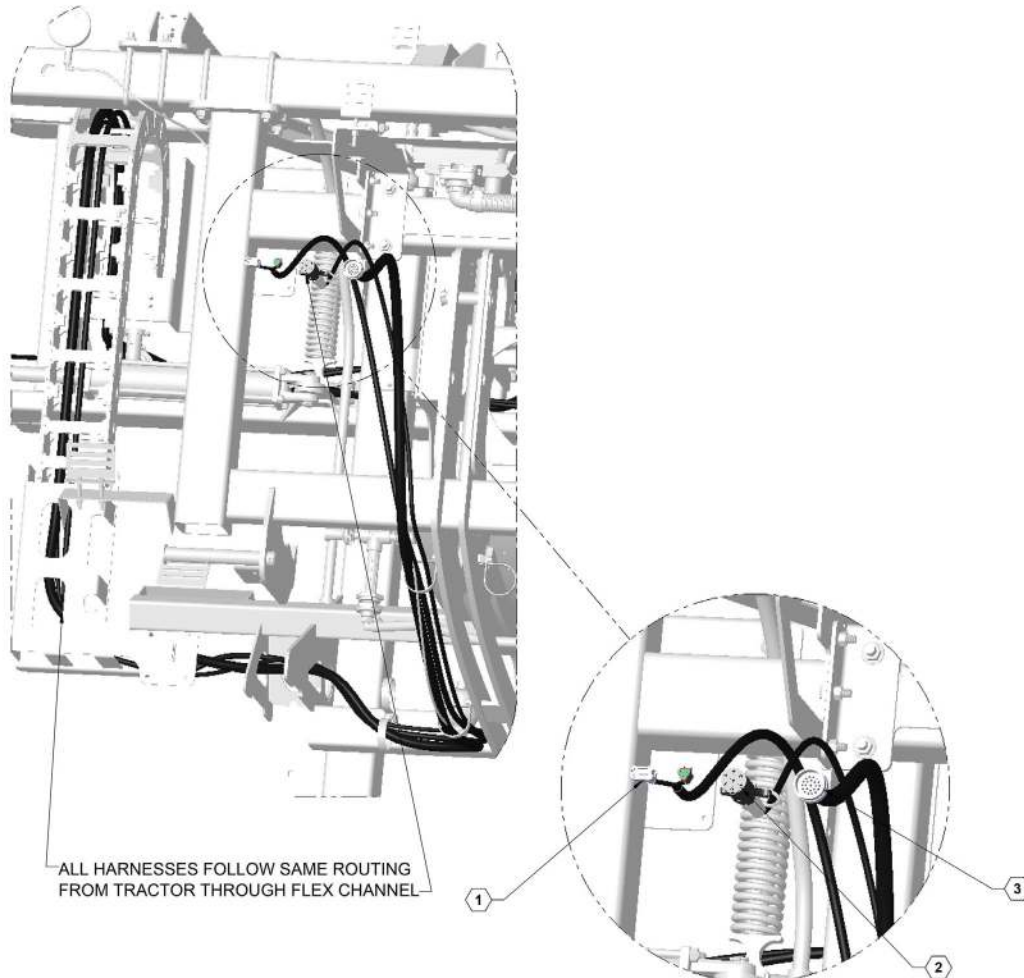
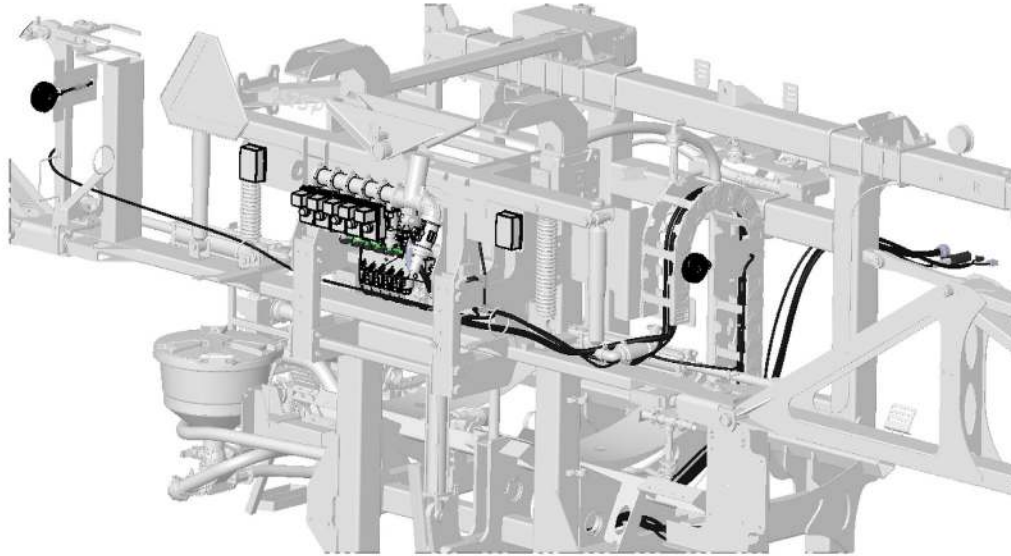


ILLUSTRATED PARTS LIST



9573TF Harness Identification & Location

9573PTF HARNESS I.D. AND LOCATION



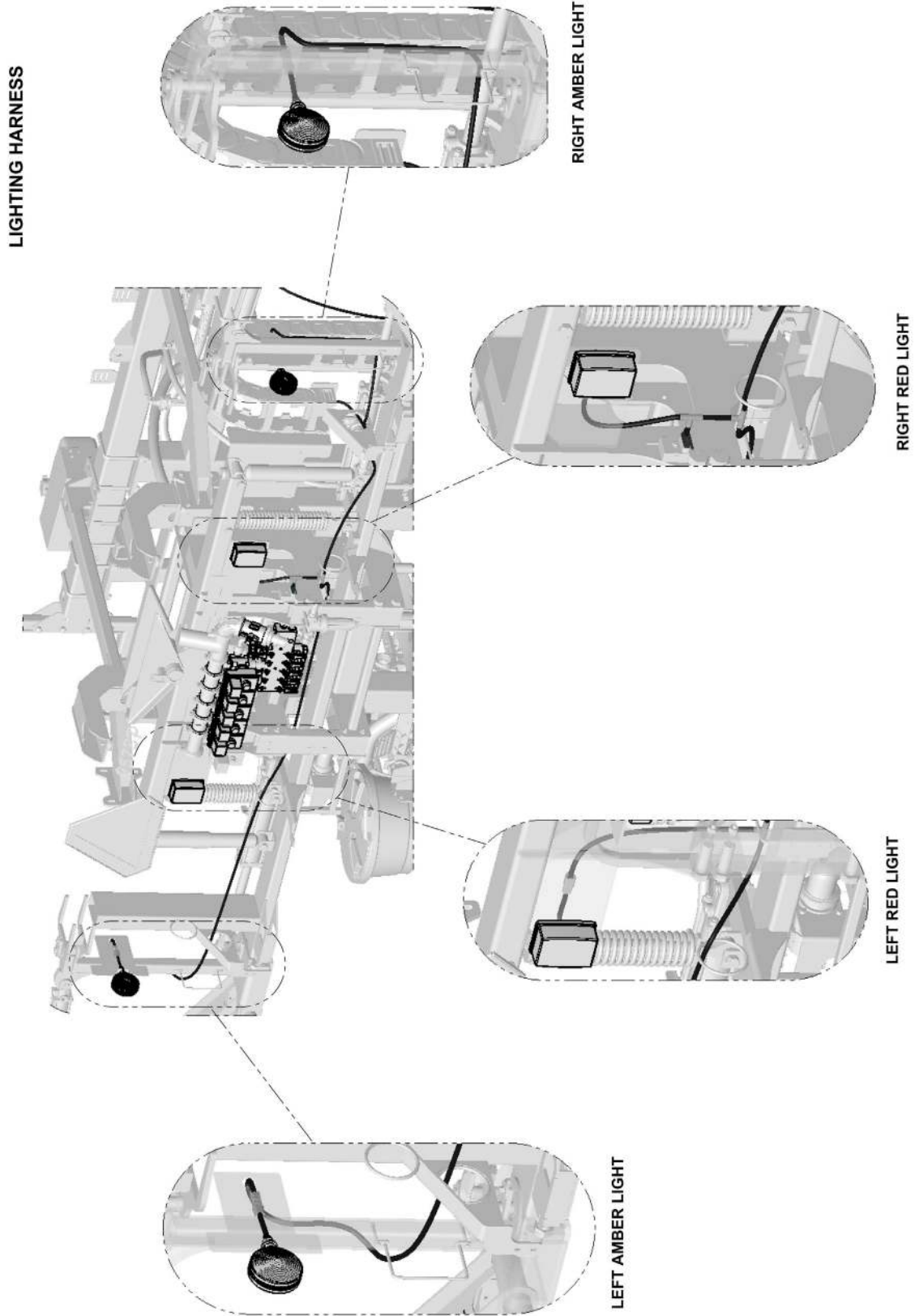


ILLUSTRATED PARTS LIST

9613TF Harness Identification & Location Parts List

ITEM	PART NO.	QTY.	DESCRIPTION
1	319-668	1	953P/TF FOLD HARNESS, 60' - 66' BOOMS
1	319-724	1	953P/TF FOLD HARNESS, 80', 90' & 100' BOOMS
2	740035	1	953P/TF LIGHTING HARNESS
3	632077	1	953P/TF PRODUCT CONTROL HARNESS, 6 SECTION
3	632078	1	953P/TF PRODUCT CONTROL HARNESS, 10 SECTION

Lighting Harness Routing





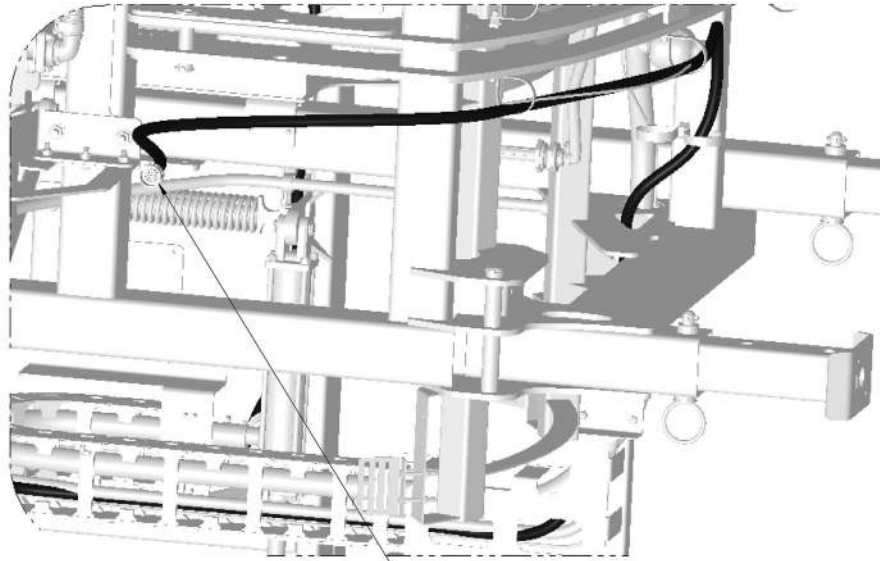
ILLUSTRATED PARTS LIST

Lighting Harness Routing Parts List

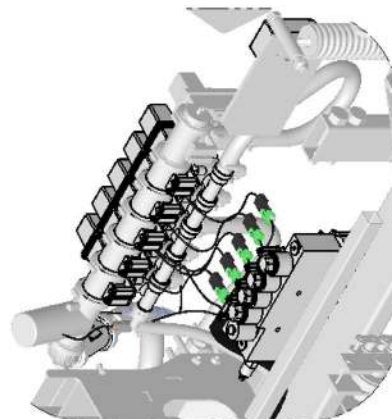
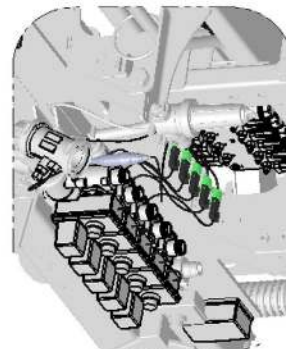
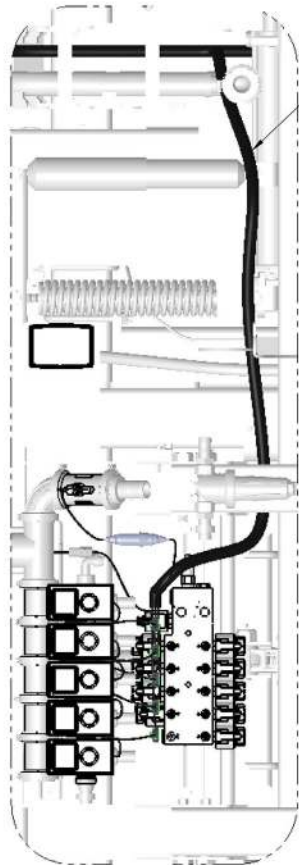
ITEM	PART NO.	QTY.	DESCRIPTION
1	319-668	1	953P/TF FOLD HARNESS, 60' - 66' BOOMS
1	319-724	1	953P/TF FOLD HARNESS, 80', 90' & 100' BOOMS
2	740035	1	953P/TF LIGHTING HARNESS
3	632077	1	953P/TF PRODUCT CONTROL HARNESS, 6 SECTION
3	632078	1	953P/TF PRODUCT CONTROL HARNESS, 10 SECTION

Product Control Harness Routing

PRODUCT CONTROL HARNESS



3





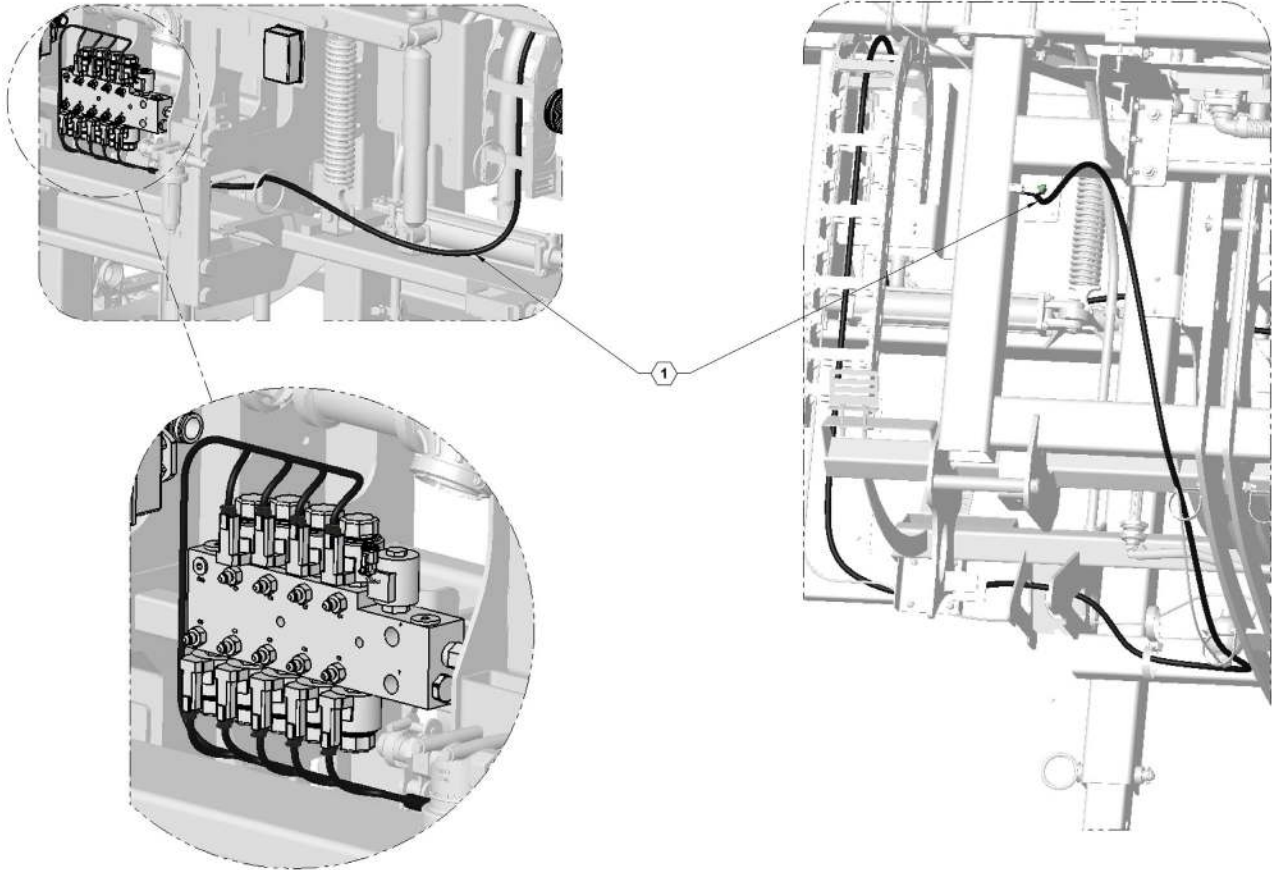
ILLUSTRATED PARTS LIST

Product Control Harness Routing Parts List

ITEM	PART NO.	QTY.	DESCRIPTION
1	319-668	1	953P/TF FOLD HARNESS, 60' - 66' BOOMS
1	319-724	1	953P/TF FOLD HARNESS, 80', 90' & 100' BOOMS
2	740035	1	953P/TF LIGHTING HARNESS
3	632077	1	953P/TF PRODUCT CONTROL HARNESS, 6 SECTION
3	632078	1	953P/TF PRODUCT CONTROL HARNESS, 10 SECTION

Fold Harness Routing

FOLD HARNESS



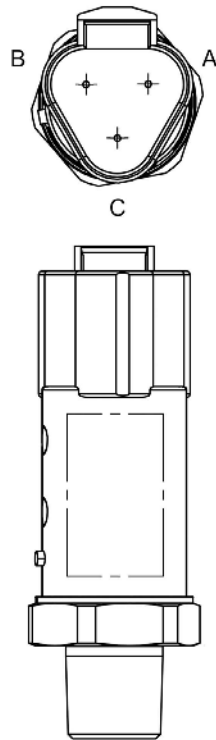
FOLD BLOCK



ILLUSTRATED PARTS LIST

Fold Harness Routing Parts List

ITEM	PART NO.	QTY.	DESCRIPTION
1	319-668	1	953P/TF FOLD HARNESS, 60' - 66' BOOMS
1	319-724	1	953P/TF FOLD HARNESS, 80', 90' & 100' BOOMS
2	740035	1	953P/TF LIGHTING HARNESS
3	632077	1	953P/TF PRODUCT CONTROL HARNESS, 6 SECTION
3	632078	1	953P/TF PRODUCT CONTROL HARNESS, 10 SECTION

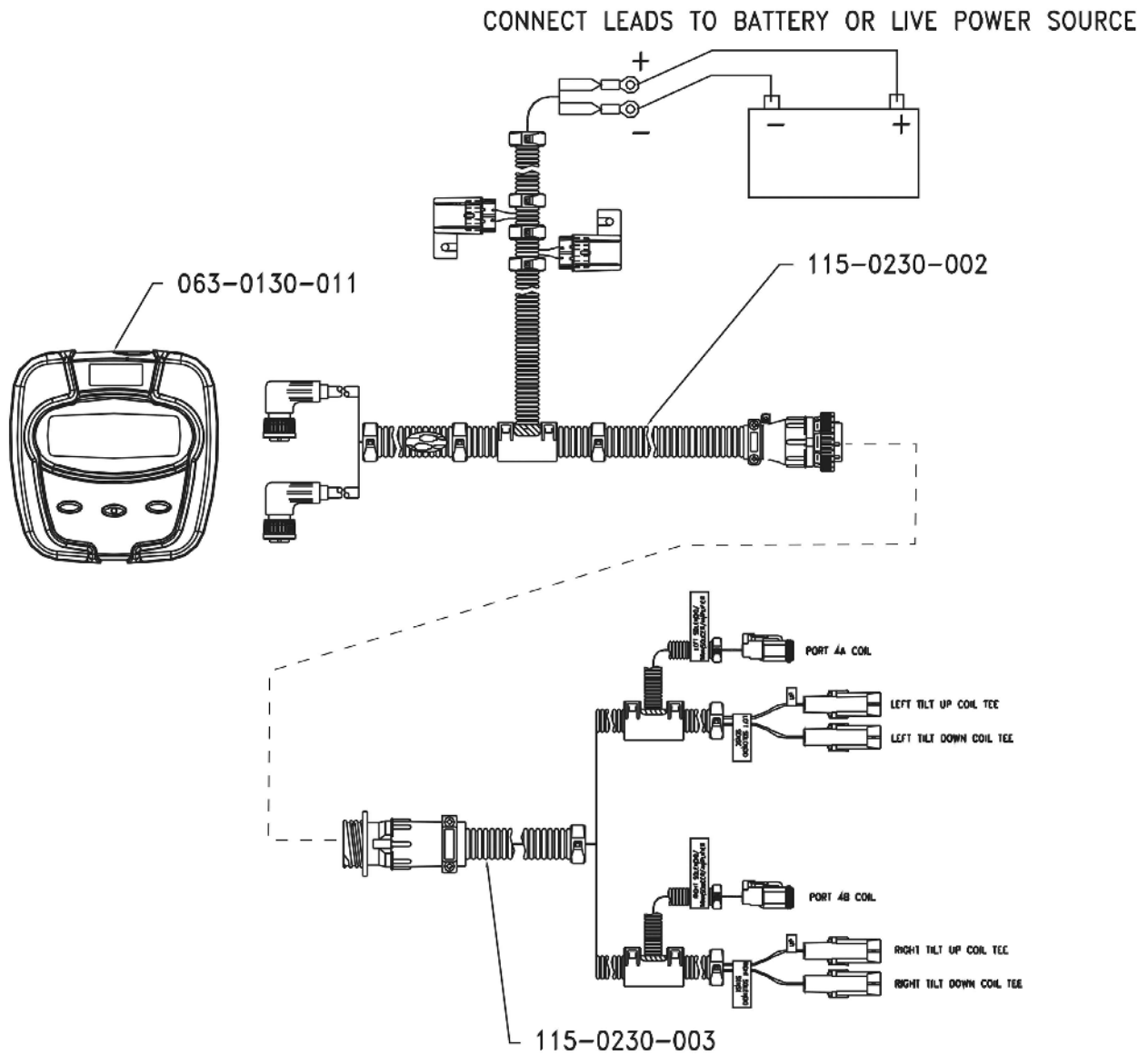
Pressure Transducer Kit**Pressure Transducer Kit Parts List**

ITEM	PART NO.	QTY.	DESCRIPTION
	530400	1	TEE: 1/4" FPT, POLY
	530401	1	NIPPLE: 1/4 X 1/4" MPT, POLY
	632036	1	PRESSURE TRANSDUCER 1-5V 0-250

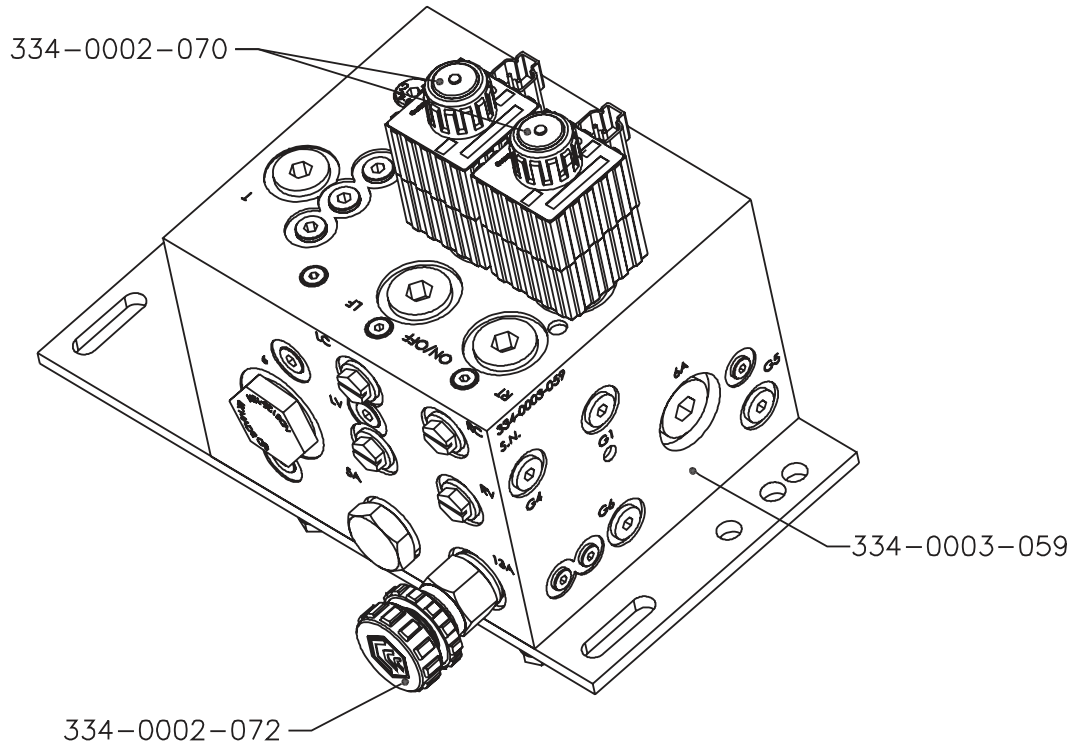


ILLUSTRATED PARTS LIST

Powerglide Wiring Schematic



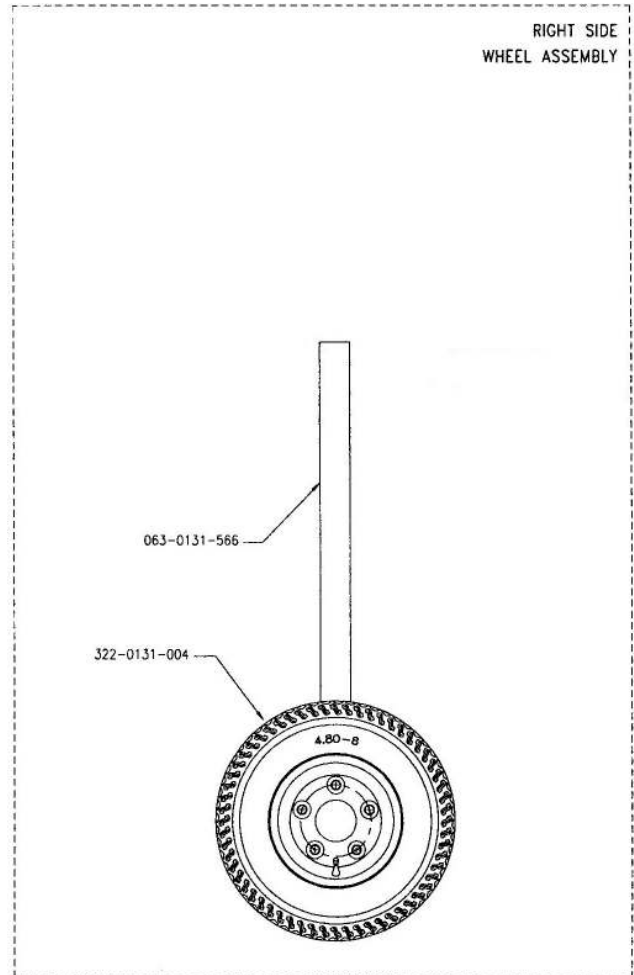
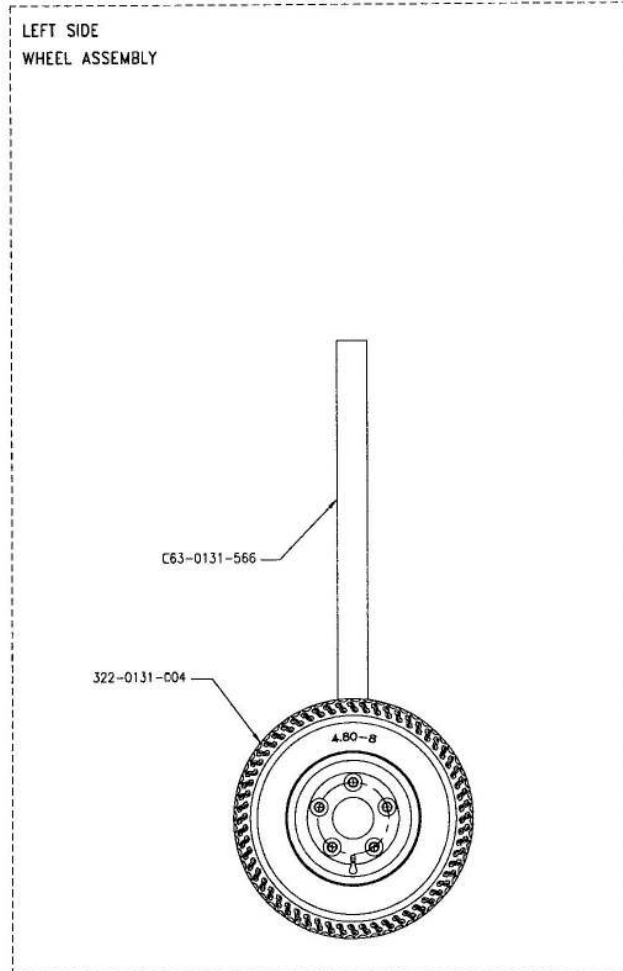
Powerglide Hydraulic Block



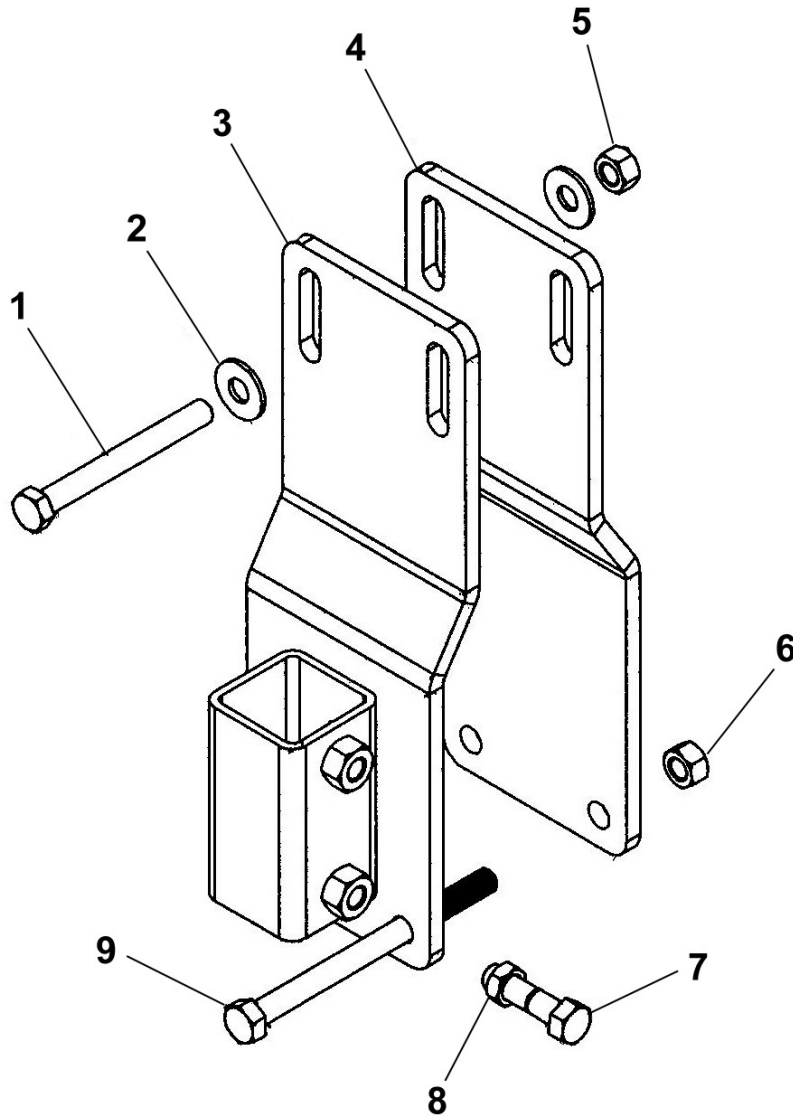


ILLUSTRATED PARTS LIST

Powerglide Solid Axle



Powerglide & Powerglide Plus Mounting Brackets





ILLUSTRATED PARTS LIST

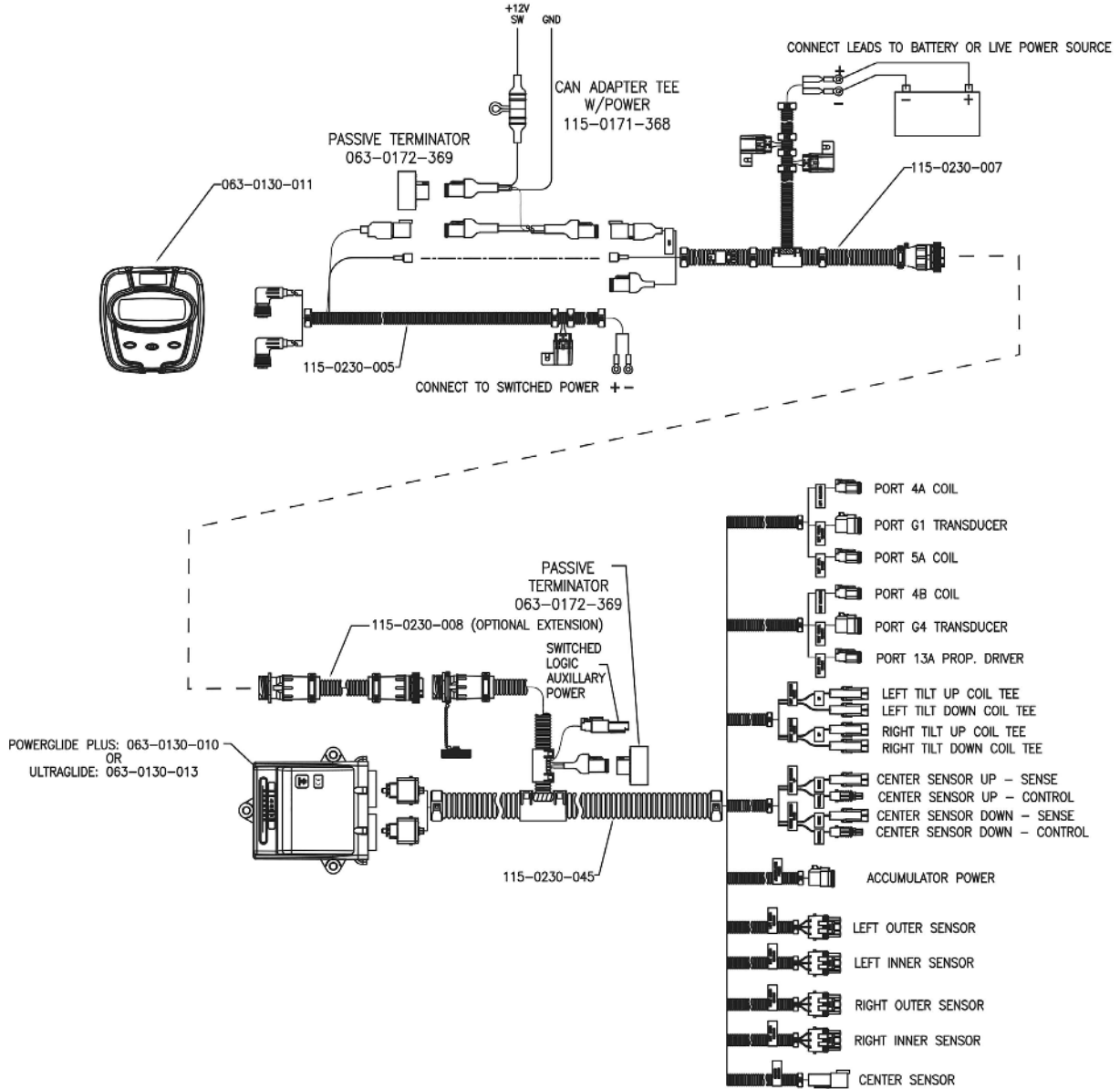
Powerglide & Powerglide Plus Mounting Brackets Parts List

ITEM	PART NO.	QTY.	DESCRIPTION
1	159	2	Bolt Hex, 1/2 x 4-1/2" GR5 Zp
2	260	2	Washer Flat 1/2" Zp
3	14670BLK	1	Raven Touch Wheel Mount
4	14668BLK	1	Raven Back Touch Plate
5	215	2	Nut Hex Heavy 1/2"
6	239	2	Nut Nut 1/2" Centerlock
7	154	1	Bolt Hex, 1/2 x 2" GR5 Zp
8	223	1	Nut Hex Jam 1/2"
9	163	2	Bolt Hex, 1/2 x 6-1/2" GR5 Zp

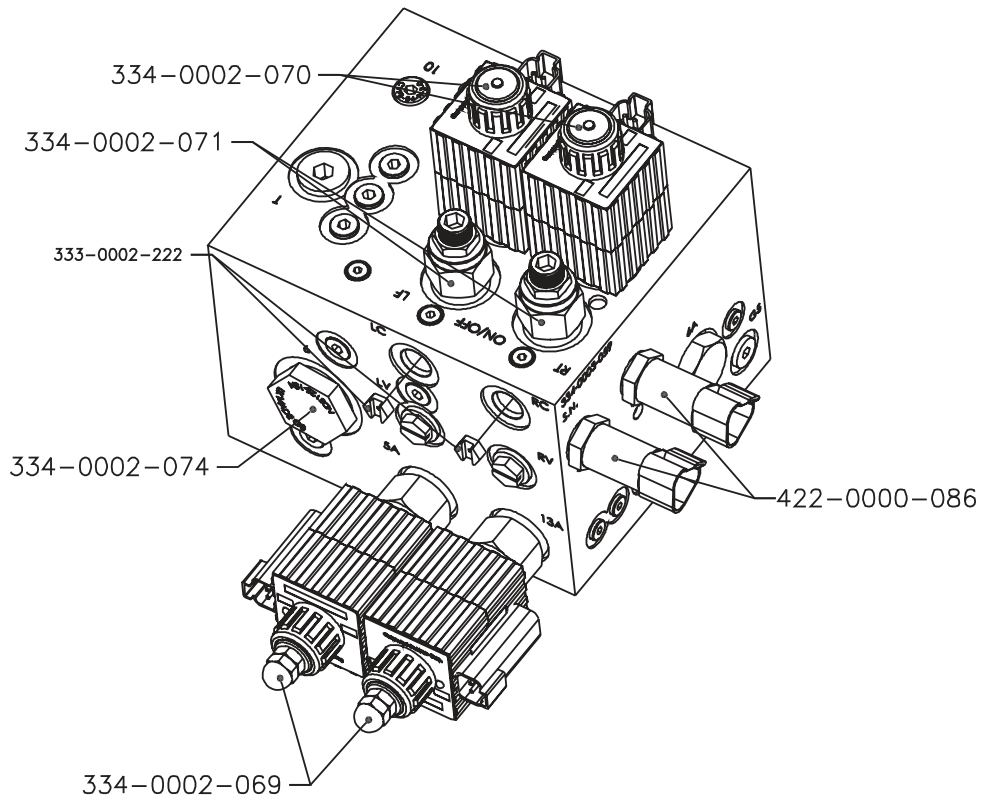


ILLUSTRATED PARTS LIST

Powerglide Plus Wiring Schematic



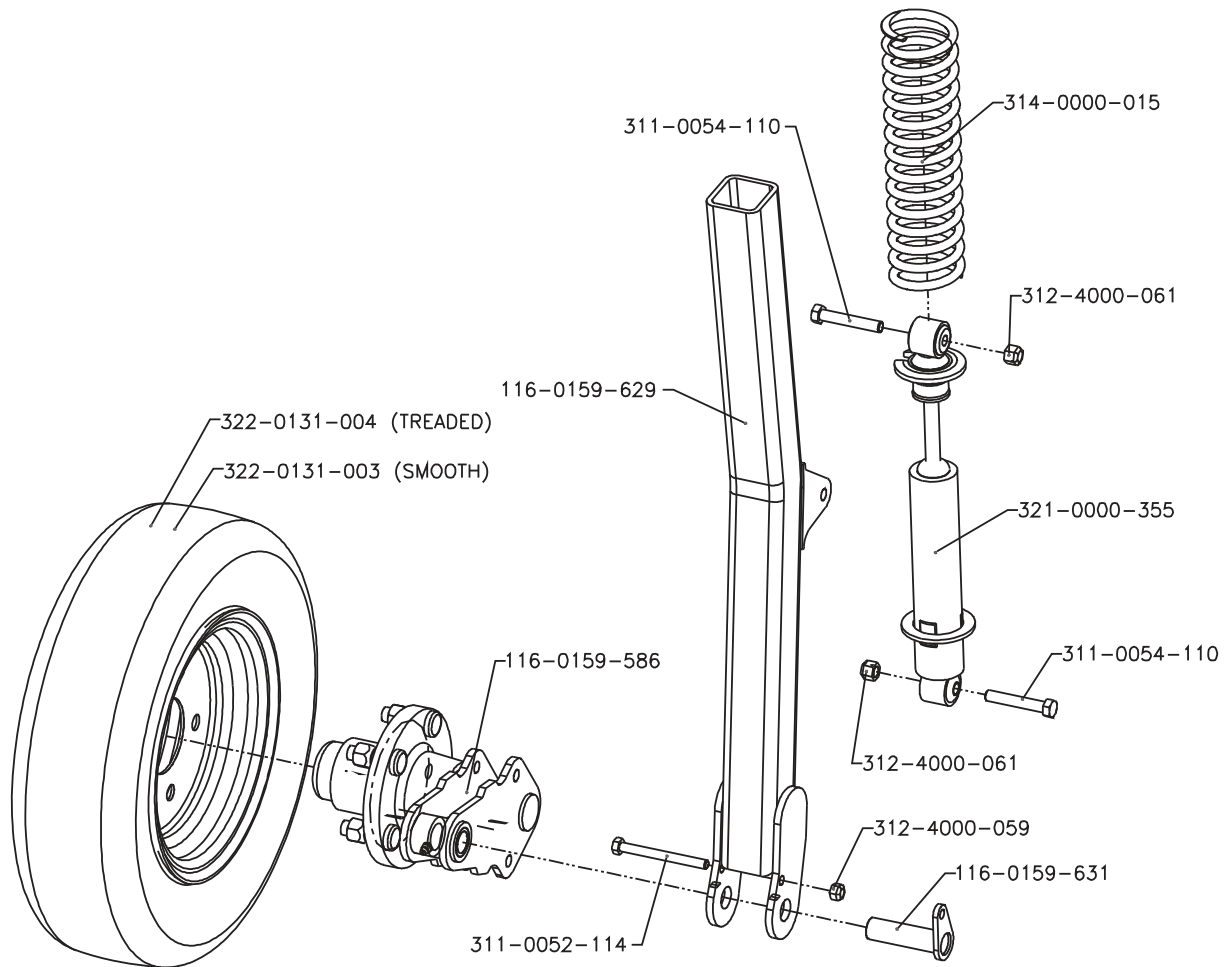
Powerglide Plus Hydraulic Block





ILLUSTRATED PARTS LIST

Powerglide Plus Cushioned Axle





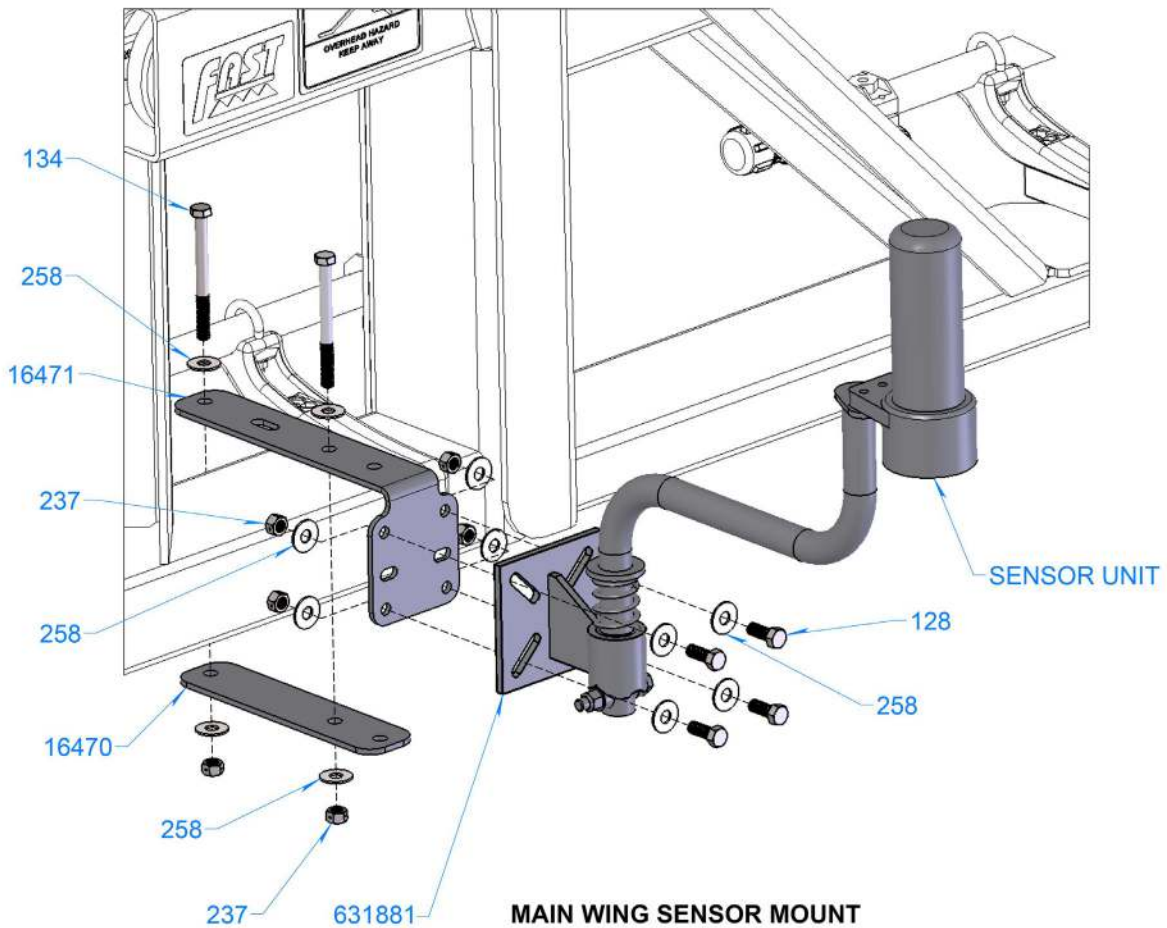
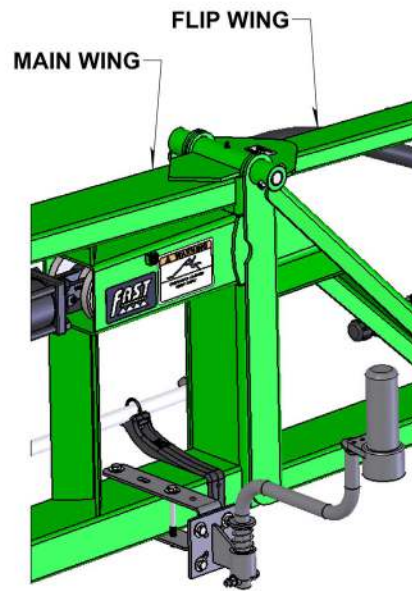
ILLUSTRATED PARTS LIST





ILLUSTRATED PARTS LIST

Raven Sensor Mounts



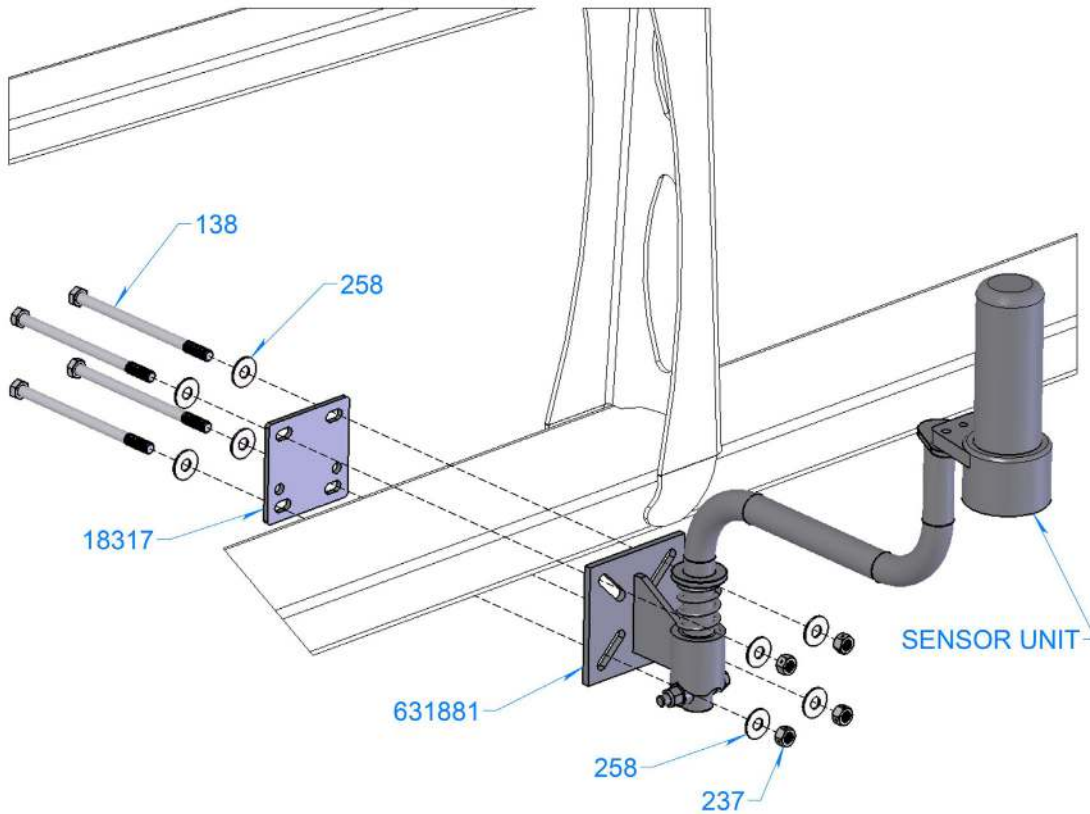
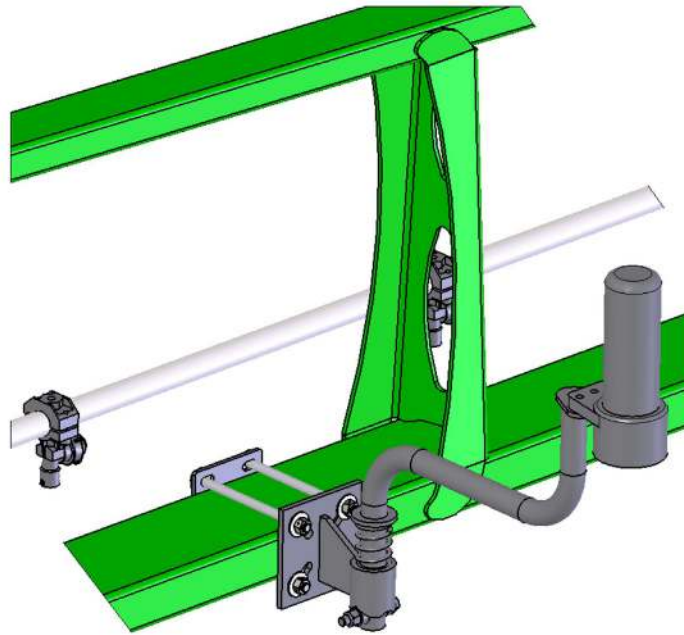


ILLUSTRATED PARTS LIST

Raven Sensor Mounts Parts List

ITEM	VENDOR PART NO.	PART NO.	QTY.	DESCRIPTION
		128	4	BOLT, HH 3/8-16 X 1 GR5 ZP
		134	2	BOLT, HH 3/8-16 X 4 GR5 ZP
		237	6	Nut, 3/8-16 Centerlock
		258	12	3/8" flat washer
		16470	1	PLATE, BACKING, MOUNT
		16471	1	MOUNT, AUTO BOOM, RAVEN
		631881	1	RAVEN BRACKET SENSOR MOUNT
	RA0630130026		1	AUTO HEIGHT SENSOR

Raven Sensor Mounts



WET BOOM ASSEMBLY NOT SHOWN FOR CLARITY

FLIP WING SENSOR MOUNT

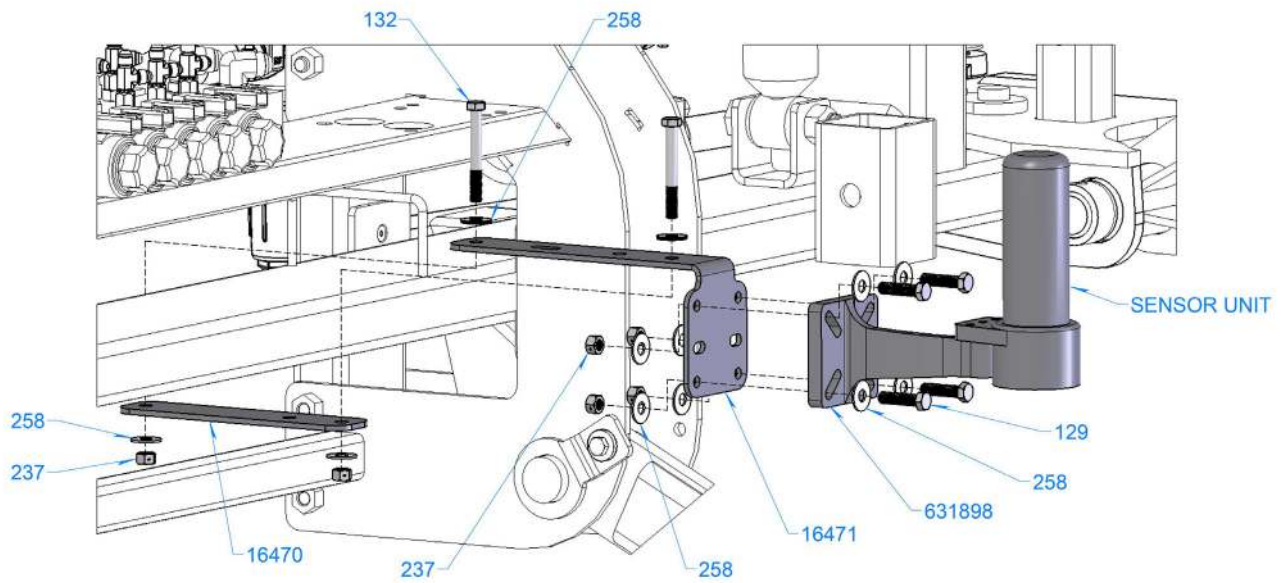
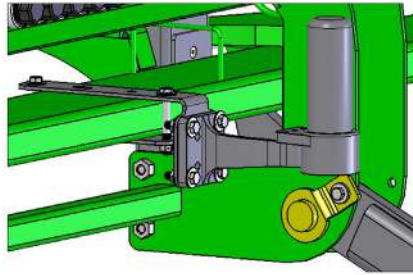


ILLUSTRATED PARTS LIST

Raven Sensor Mounts Parts List

ITEM	VENDOR PART NO.	PART NO.	QTY.	DESCRIPTION
		138	4	BOLT, HH 3/8-16 X6 GR5 ZP
		237	4	Nut, 3/8-16 Centerlock
		258	8	3/8" flat washer
		18317	1	PLATE, BACKING
		631881	1	RAVEN BRACKET SENSOR MOUNT
	RA0630130026		1	AUTO HEIGHT SENSOR

Raven Sensor Mounts



PARTIAL REAR VIEW AT CENTER SECTION

**CENTER SECTION
SENSOR MOUNT**

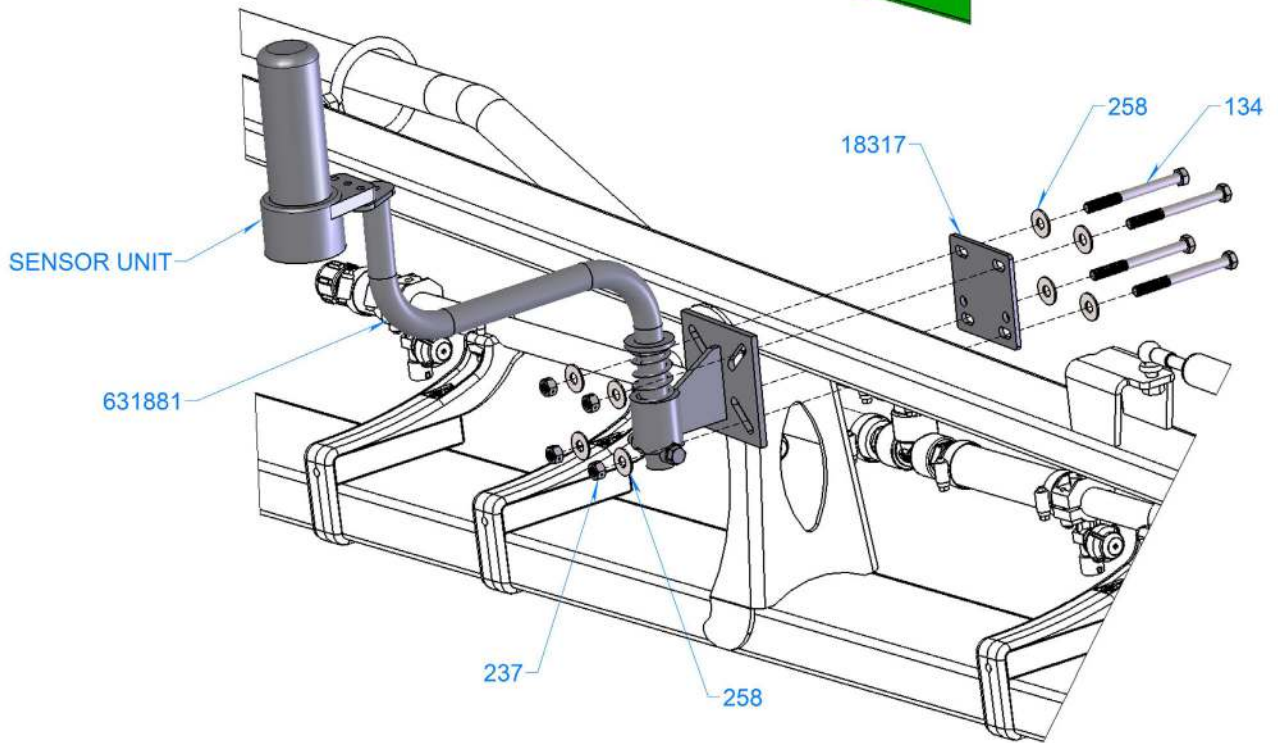
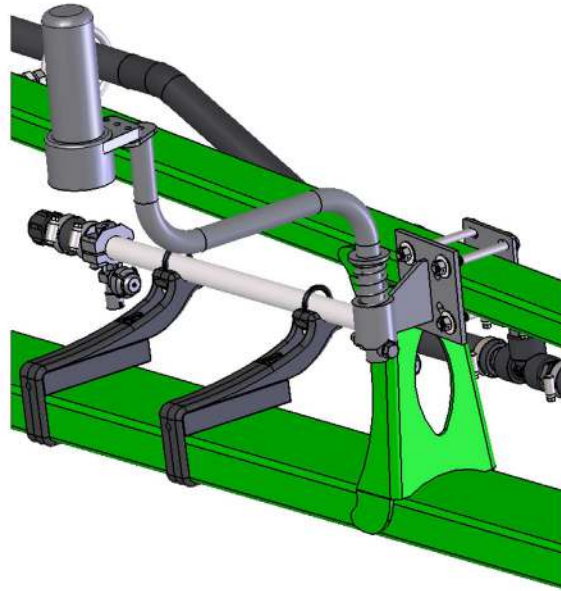


ILLUSTRATED PARTS LIST

Raven Sensor Mounts Parts List

ITEM	VENDOR PART NO.	PART NO.	QTY.	DESCRIPTION
		129	4	BOLT, HH 3/8-16 x 1-1/2 GR5 ZP
		132	2	BOLT, HH 3/8-16 X 3 GR5 ZP
		237	6	Nut, 3/8-16 Centerlock
		258	12	3/8" flat washer
		16470	1	PLATE, BACKING, MOUNT
		16471	1	MOUNT, AUTO BOOM, RAVEN
		631898	1	ARM ULTRASONIC SENSOR
	RA0630130026		1	AUTO HEIGHT SENSOR

Raven Sensor Mounts



**SWING WING
SENSOR MOUNT**

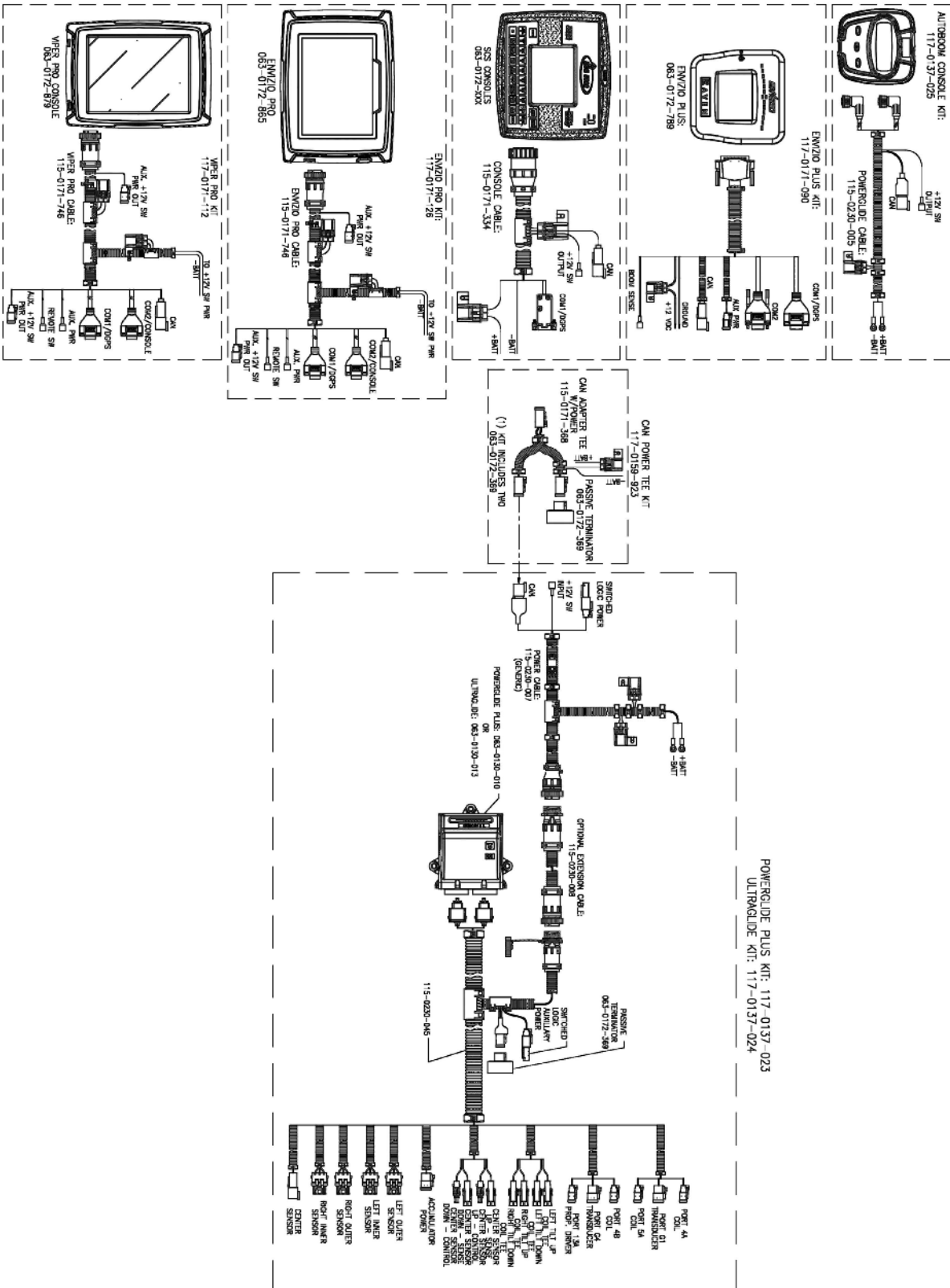


ILLUSTRATED PARTS LIST

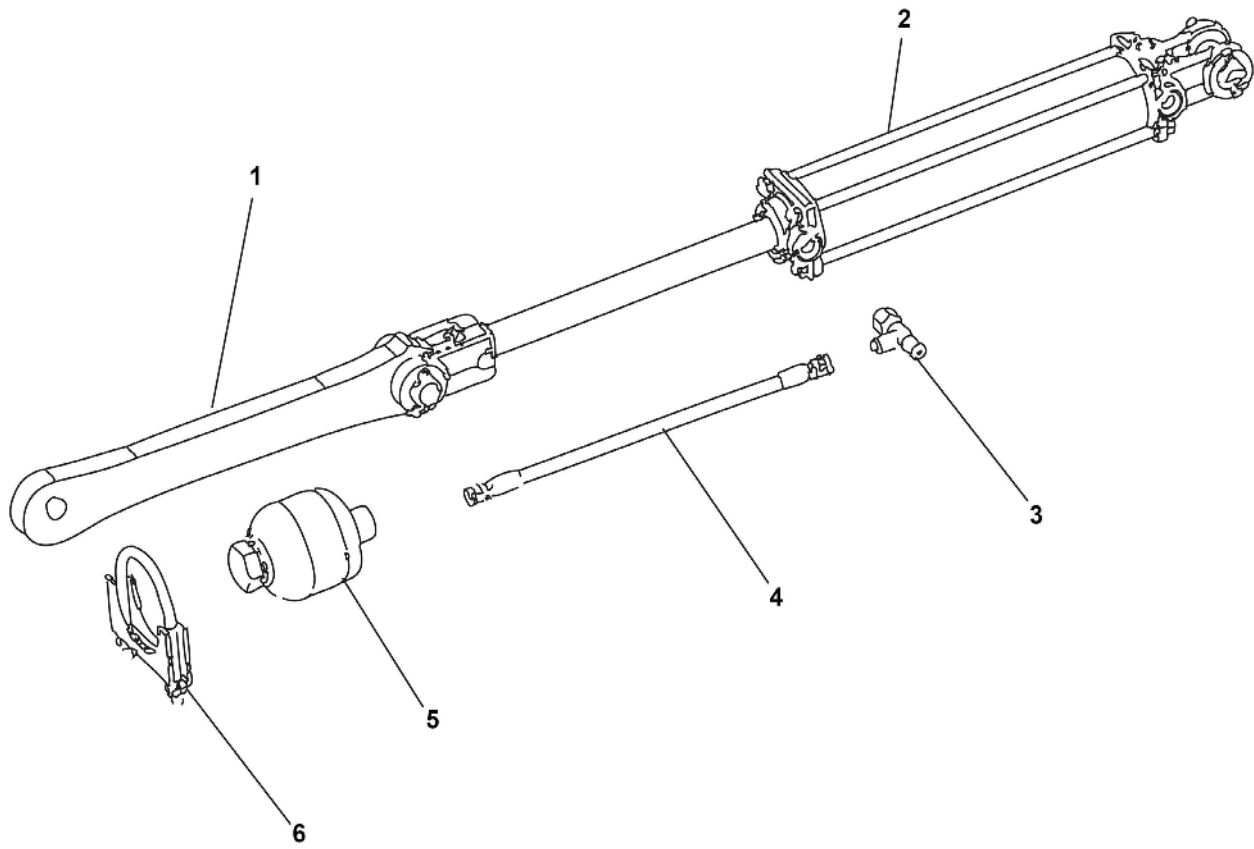
Raven Sensor Mounts Parts List

ITEM	VENDOR PART NO.	PART NO.	QTY.	DESCRIPTION
		134	4	BOLT, HH 3/8-16 X 4 GR5 ZP
		237	4	Nut, 3/8-16 Centerlock
		258	8	3/8" flat washer
		18317	1	PLATE, BACKING
		631881	1	RAVEN BRACKET SENSOR MOUNT
	RA0630130026		1	AUTO HEIGHT SENSOR

Raven UltraGlide Gen I Wiring



Wing Tilt Options





ILLUSTRATED PARTS LIST

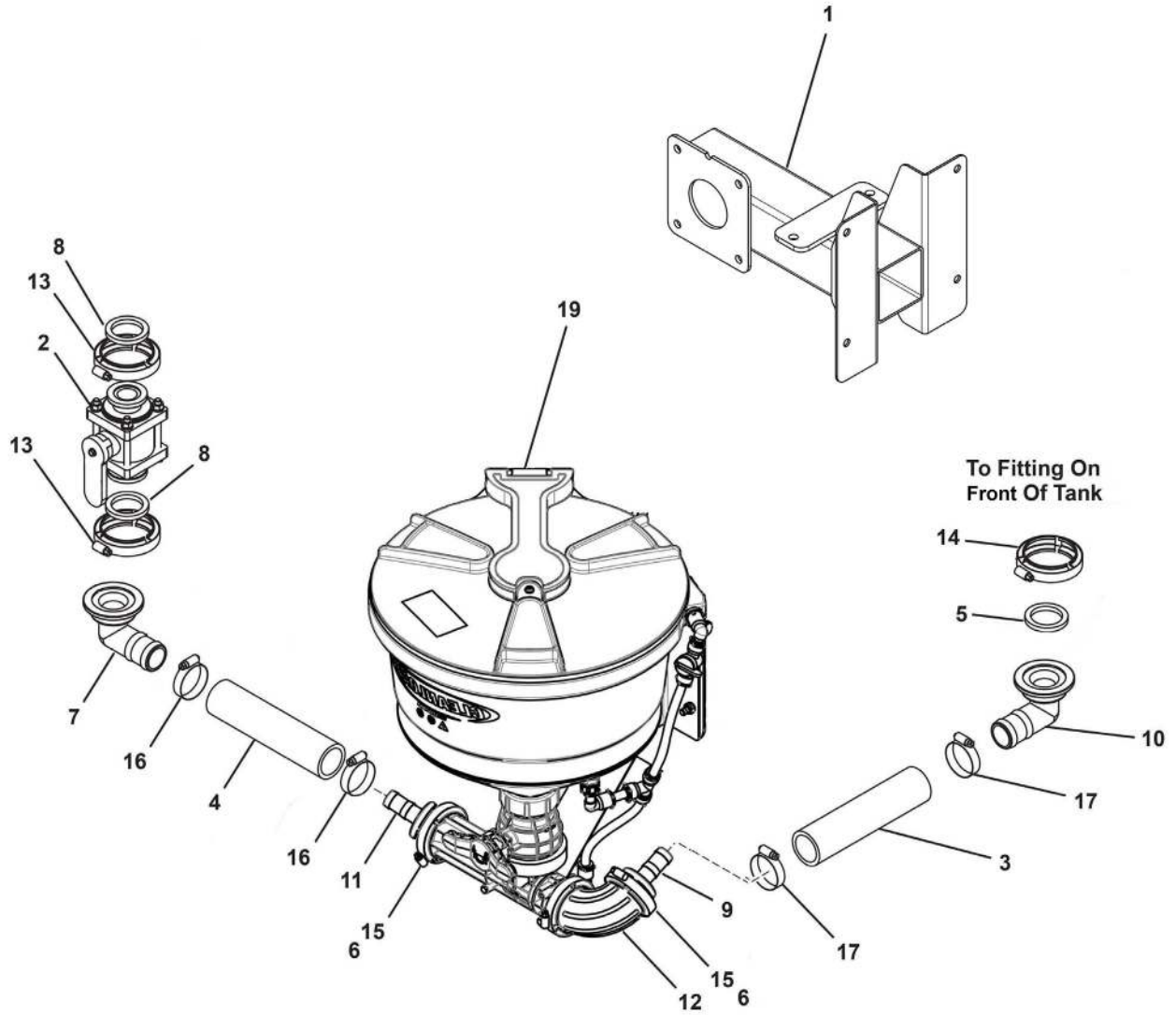
Wing Tilt Options Parts List

ITEM	PART NO.	DESCRIPTION	QTY.	60' Boom	80' - 90' Boom	100' Boom
	Cushioned Tilt					
1	14088	Link, Norac	1			
2	620022	Cylinder 25TD10-112 60' - 90' Wings	1	1	1	
2	620020	Cylinder 30TD10-125 100' Wings				1
3	610027	Tee JIC #6	1			
4	600018	Hose, Hydraulic 3/8 x #6 JIC	1			
5	630002	Accumulator 21 CU"	1			
6	540033	Clamp 3.5 Accumulator	1			
	Non-Cushioned Tilt					
1	14088	Link, Norac	1			
2	620022	Cylinder 25TD10-112 60' - 90' Wings		1	1	
2	620020	Cylinder 30TD10-125 100' Wings				1



ILLUSTRATED PARTS LIST

HYPRO Cleanload Eductor & Mounting, 7.5 Gallon





ILLUSTRATED PARTS LIST

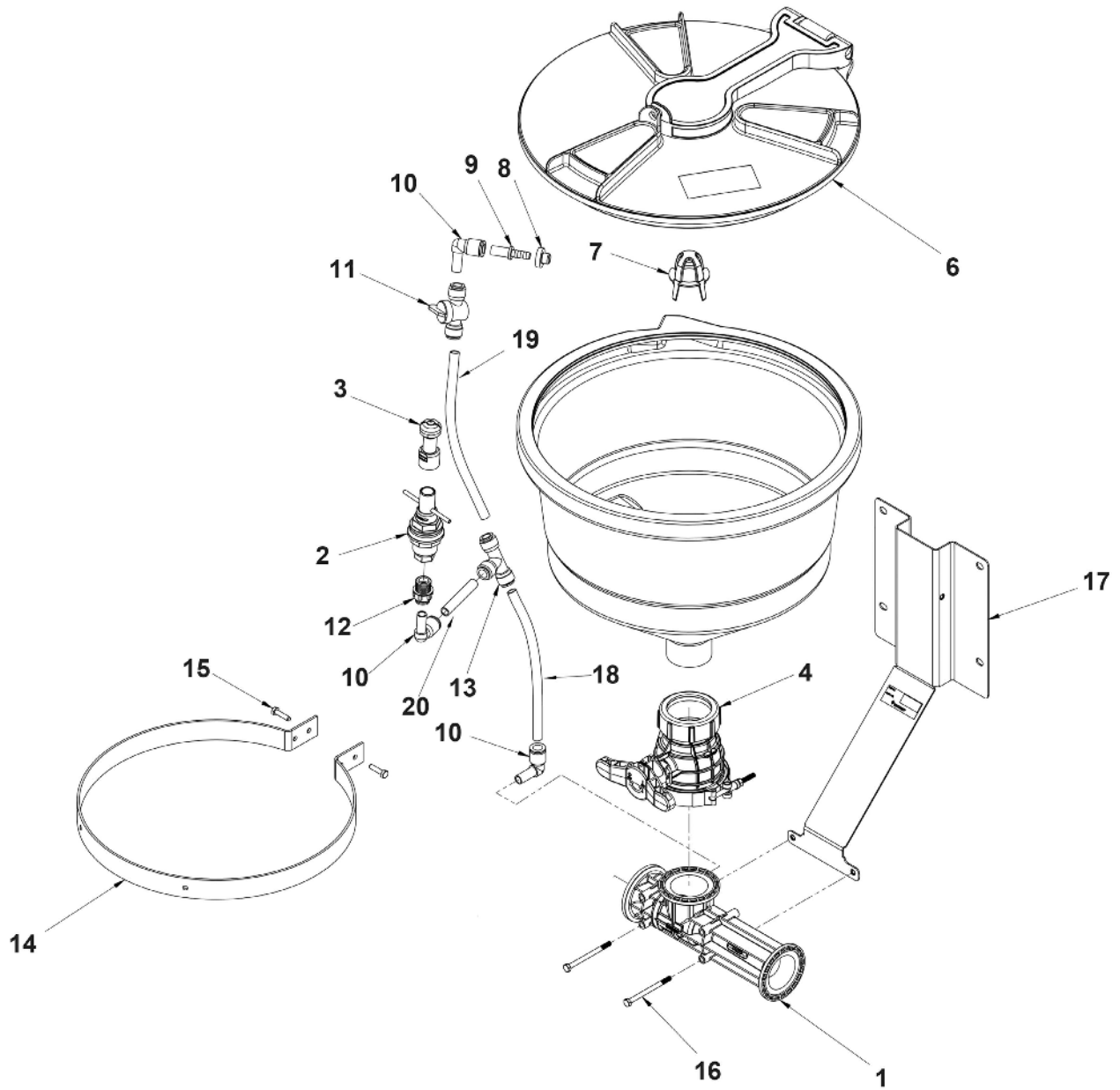
HYPRO Cleanload Eductor & Mounting, 7.5 Gallon Parts List

ITEM	PART NO.	QTY.	DESCRIPTION
1	23132	1	CLEANLOAD MOUNT
2	500005	1	VALVE, 1" FULL PORT WITH C-F
3	510014	5	HOSE, 1-1/2" EPDM
4	510015	2	HOSE, 1-1/4" EPDM
5	530014	1	1-1/2" EPDM GASKET
6	530019	3	2" EPDM GASKET
7	530065	1	1" FLANGE X 1-1/4" HOSE BARB-90°
8	530068	2	1" EPDM GASKET FOR MANIFOLD
9	530079	1	2" MANIFOLD X 1-1/2" HOSE BARB
10	530101	1	2" FULL PORT FLANGE X 1-1/2" HB-90°
11	530360	1	M220 MANIFOLD X 1-1/4" HB
12	530388	1	2" FULL PORT FLANGE X 2" STANDARD FLANGE SWP
13	540000	2	CLAMP, 1" WORM SCREW
14	540001	1	CLAMP, 2" STANDARD WORM SCREW
15	540002	3	CLAMP, 2" FULL WORM SCREW
16	540015	2	CLAMP, STAINLESS 1-1/4" #20
17	540016	2	CLAMP, STAINLESS 1-1/2" #24
18	570119	1	TANK CLEANLOAD EDUCTOR 7 GALLON
19	800015	1	DECAL, INDUCTOR



ILLUSTRATED PARTS LIST

HYPRO Cleanload Eductor, 7.5 Gallon





ILLUSTRATED PARTS LIST

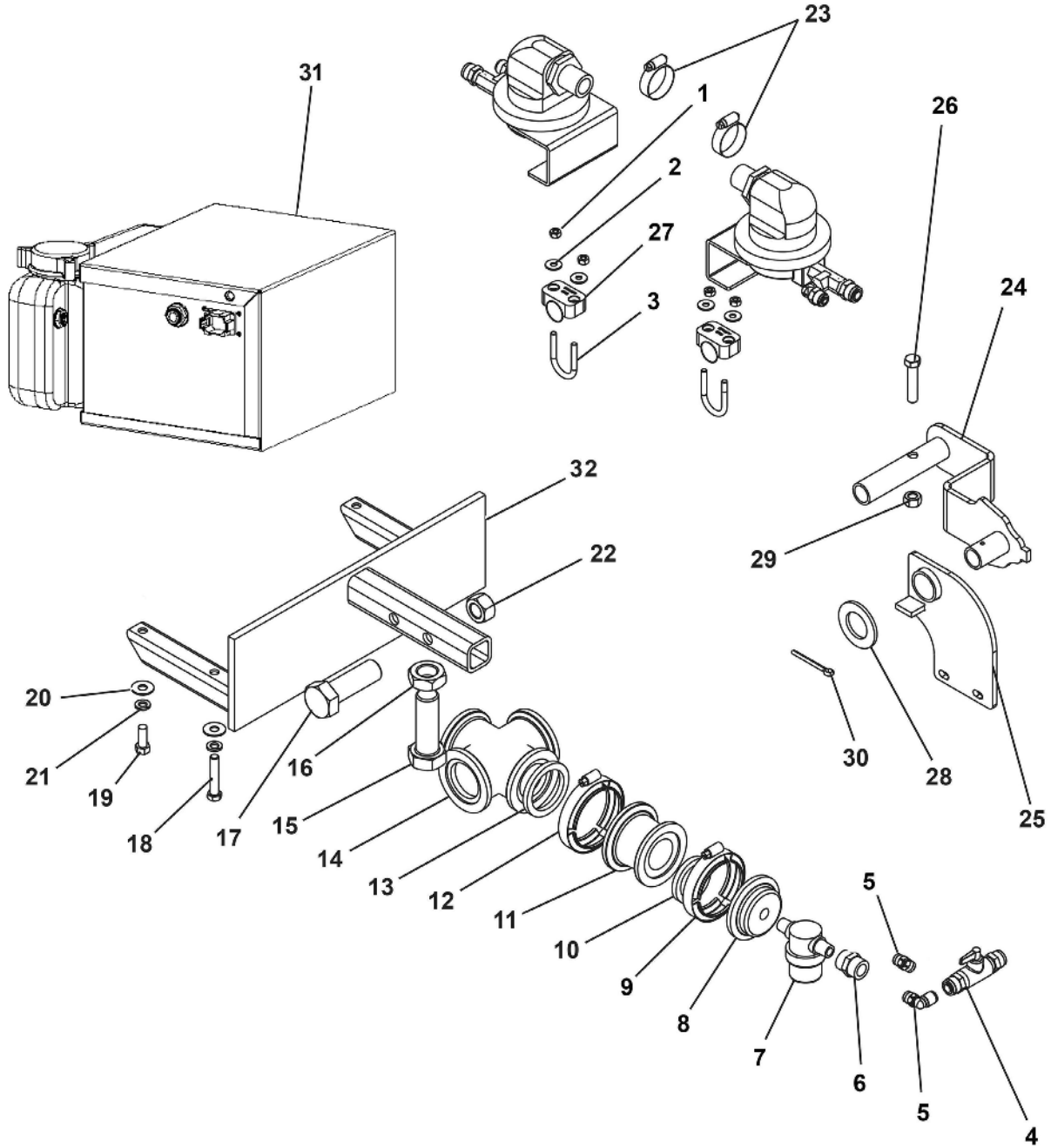
HYPRO Cleanload Eductor, 7.5 Gallon Parts List

ITEM	VENDOR PART NO.	PART NO.	QTY.	DESCRIPTION
0		570119	1	Eductor Complete
1	3371-0038R		1	Eductor
2	PV1/2F1/2M-MA		1	ProClean Container Rinse
3	PC1/2F-36075		1	Nozzle, ProClean Container Rinse
4	7250-5000		1	Tank Valve
6	TL16-0006		1	Lid Kit
7	3350-0180		1	Strainer
8	1700-0253		1	Grommet
9	2404-0413		1	Hose Barb Fitting
10	2404-0414		1	Elbow Fitting (1/2")
11	3305-0113		1	Two-way Valve (1/2")
12	2404-0386		1	Fitting
13	2404-0415		1	Tee Fitting (1/2")
14	1510-0128		1	Mounting Ring
15	2210-0201		2	Hex Bolt, M6x1x25
16	2210-0200		2	Hex Bolt, M6x1x80
17	1510-0127		1	Bracket
18	3430-0833		1	Tube Kit (includes items 18 - 20, screw and clamp)
19	3430-0833		1	Tube Kit (includes items 18 - 20, screw and clamp)
20	3430-0833		1	Tube Kit (includes items 18 - 20, screw and clamp)



ILLUSTRATED PARTS LIST

Richway Direct Injection Foamer & Mounting





ILLUSTRATED PARTS LIST

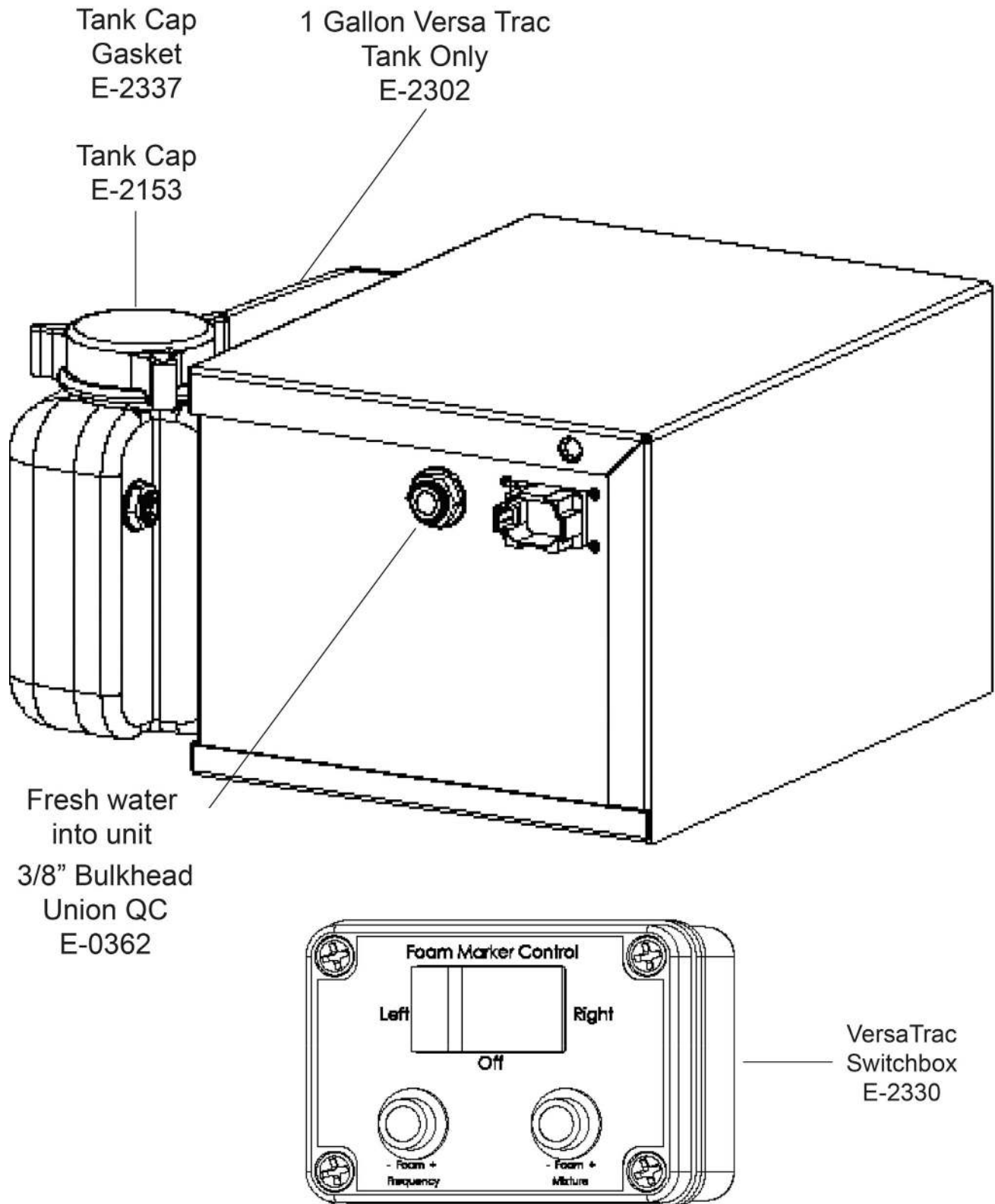
Richway Direct Injection Foamer & Mounting Parts List

ITEM	VENDOR PART NO.	PART NO.	QTY.	DESCRIPTION
1		647	8	Nut, HH 1/4" Nylock SS
2		663	8	Washer, Flat 1/4" SS
3	2M1473140	590048	4	U-Bolt 1/4 x 1.5 SS
4	44103289	530007	1	Valve, Shut Off 3/8 Q-Lock
5	44103231	530006	1	Q-Lock Adapter Fitting 3/8" 90°
5		530002	1	3/8"X3/8" MALE CONNECTOR
6	3FC38	530217	1	Coupler, 3/8" FPT
7	RVM66NE40C	530000	1	Strainer 40 Mesh 3/8" MPT
8	M200PLG038	530095	1	Manifold Plug x 3/8" FPT
9	FC200	540001	1	Manifold Clamp 2" Standard Port
10	150G	530014	1	Gasket 2" Standard Port
11	M220200CPG	530102	1	Manifold Coupling 2" Full Port x 2" Standard Port
12	FC220	540002	1	Manifold Clamp 2" Full Port
13	200G	530019	1	Gasket 2" Full Port
14		530107	1	Manifold Cross, 2" Full Port
15		152	1	Bolt, HH 1/2 x 1 GR5 Zp
16		223	1	Nut, HH 1/2" Jam Zp
17		156	1	Nut, HH 1/2 x 3" GR5 Zp
18		130	2	Bolt, HH 3/8 x 2" GR5 Zp
19		128	2	Bolt, HH 3/8 x 1" GR5 Zp
20		250	4	Washer, Lock 3/8 Zp
21		258	4	Washer, Flat 3/8 Zp
22		771	1	Nut, HH 1/2" Whizlock Zp
23	64016A	540014	2	Clamp, Hose 1"
24		14619	2	Foamer Insert
25		14279	2	Foamer Flipper
26		142	2	Bolt HH 7/16 x 2" GR5 Zp
27	3254PP	540029	2	Tube Clamp
28		789	AR	Washer, NR 1-1/4 x 14 CP
28		590159	AR	1-1/8" FLAT WASHER, 2" MAX OD
29		597	2	Nut, HH 7/16" Toplock
30		576	2	Cotter Pin, 3/16 x 2 Zp
31		590111	1	VERSA TRAC FOAM INJECTOR BLACK
32		10792	1	Foamer Mount
NS		790	AR	Washer, NP 1-1/4 x 10 CP
NS	2T20-003	510023	AR	1/4" Linear Low Density Poly Tubing
NS	2T20-604	510024	AR	3/8" Linear Low Density Poly Tubing
NS	12015003	510005	20'	PVC Water Suction Hose 1"
NS		630050	1	EXTENSION CABLE 20'



ILLUSTRATED PARTS LIST

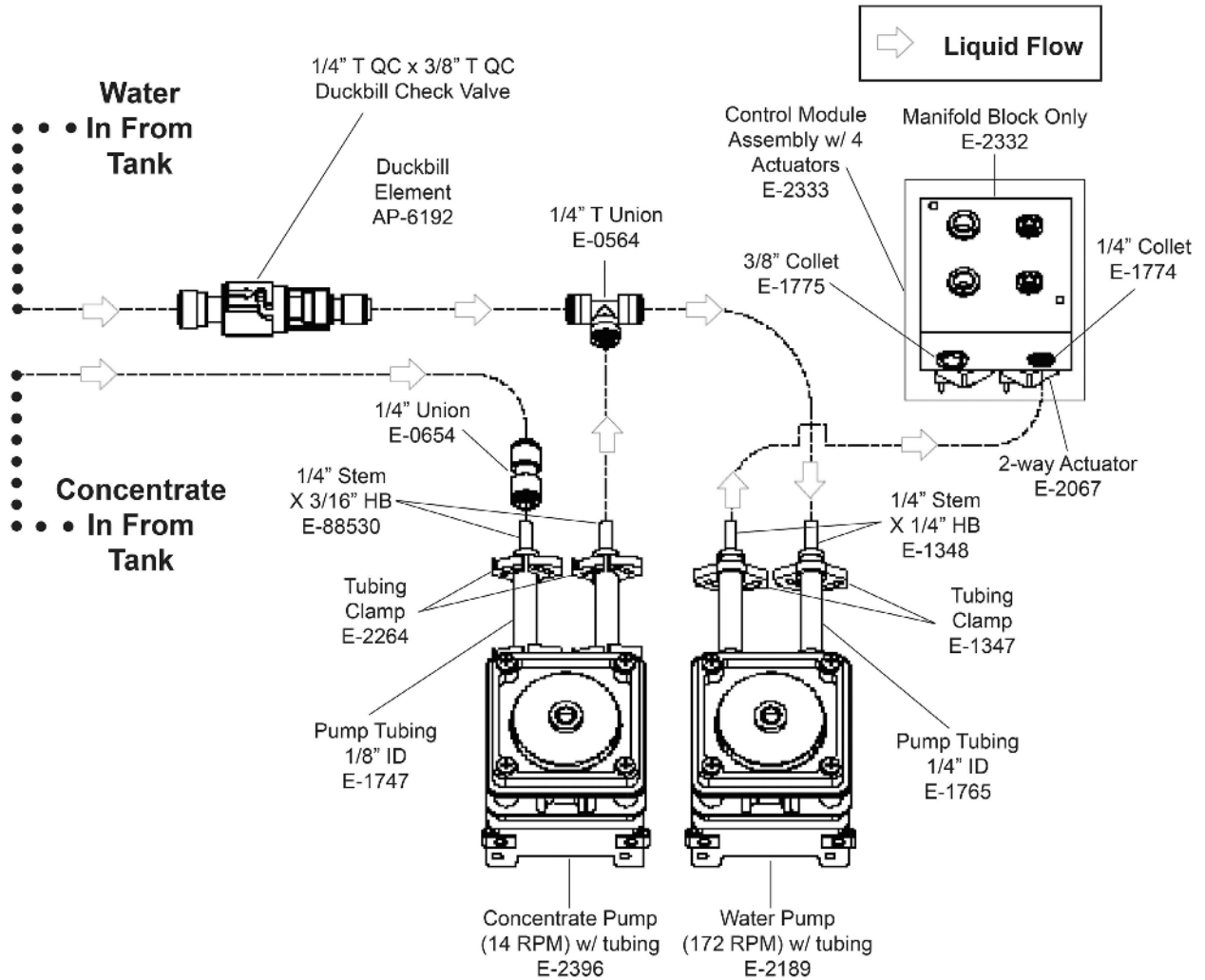
Richway Foam Marker 1 Gallon Tank & Switchbox





ILLUSTRATED PARTS LIST

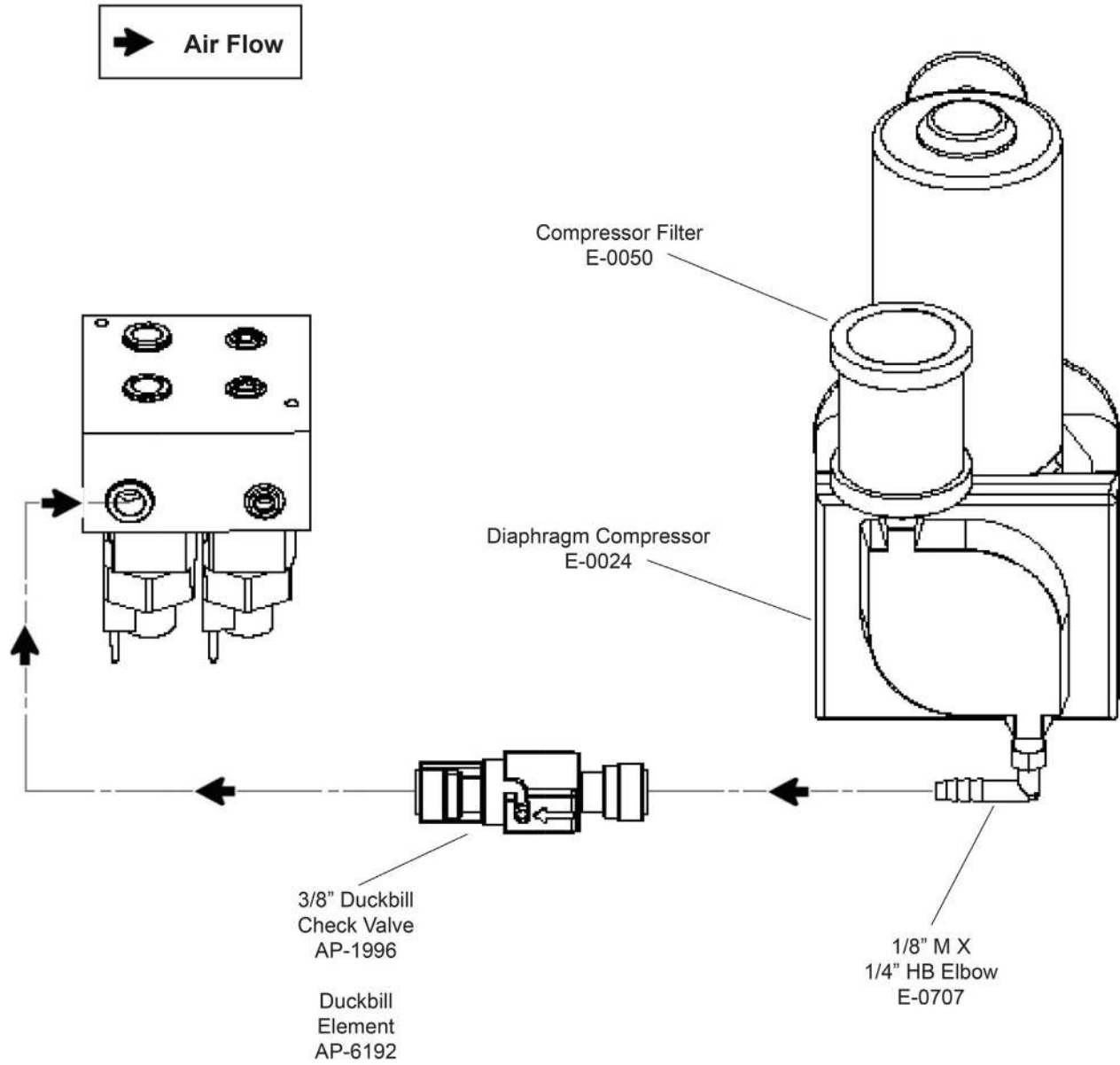
Richway Foam Marker Liquid Flow





ILLUSTRATED PARTS LIST

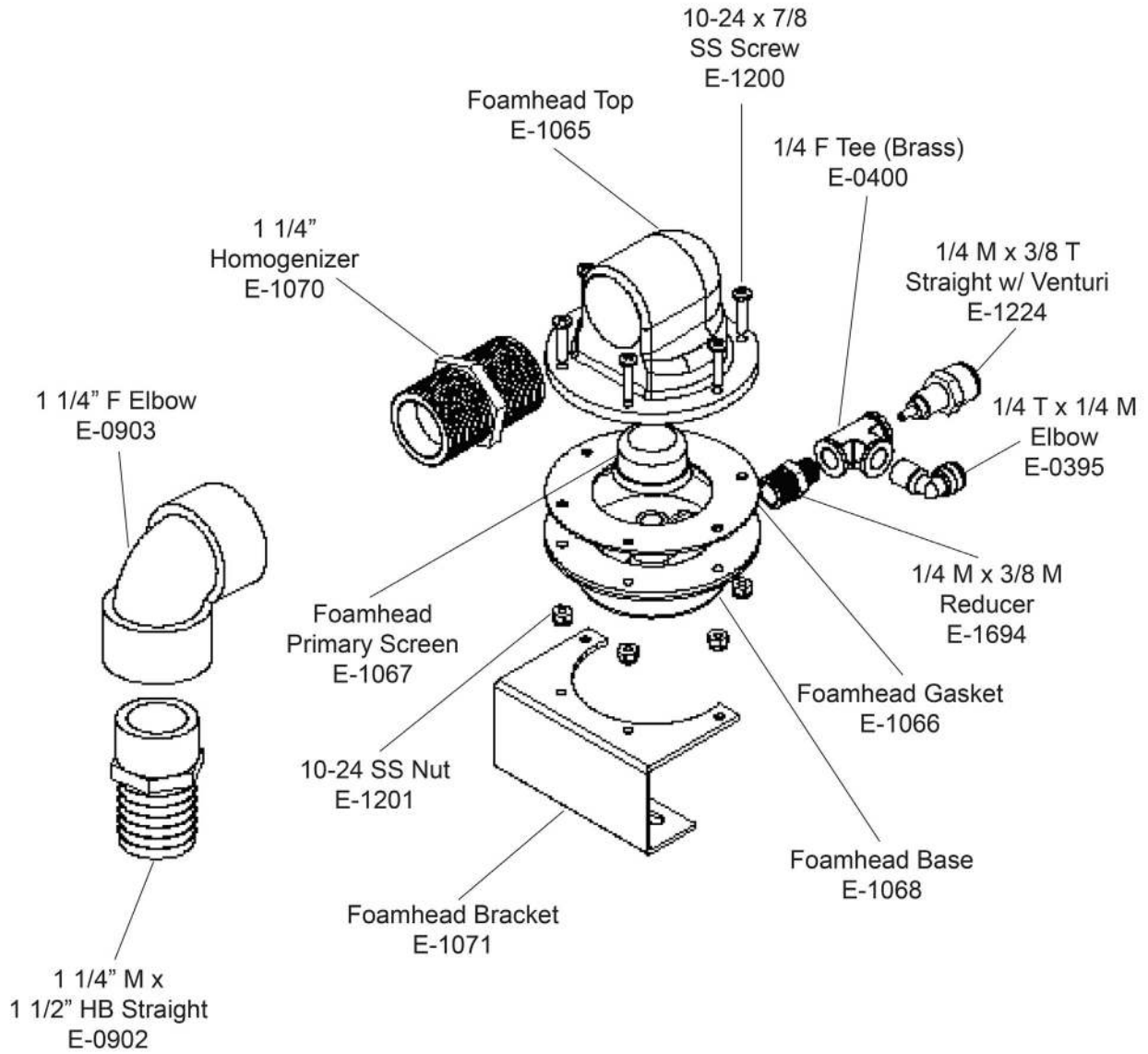
Richway Foam Marker Compressor



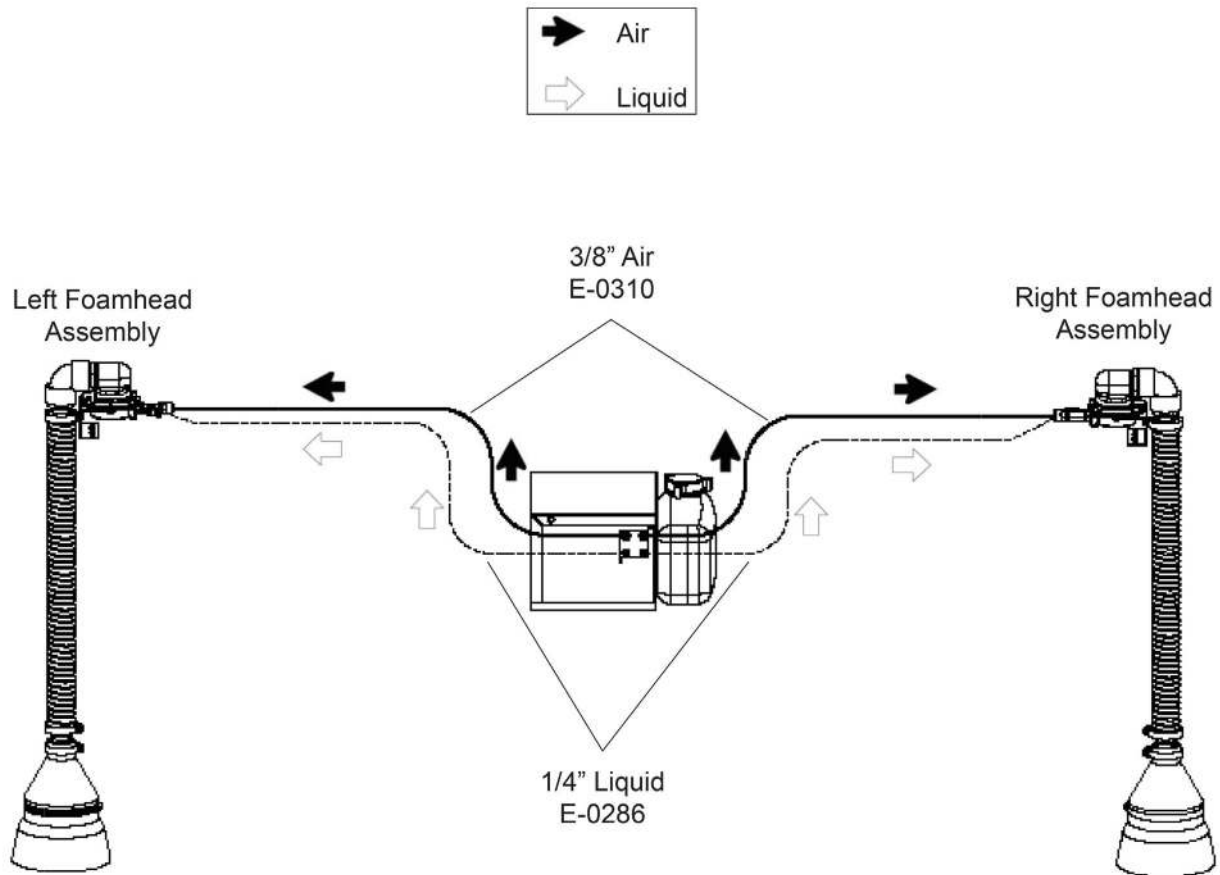


ILLUSTRATED PARTS LIST

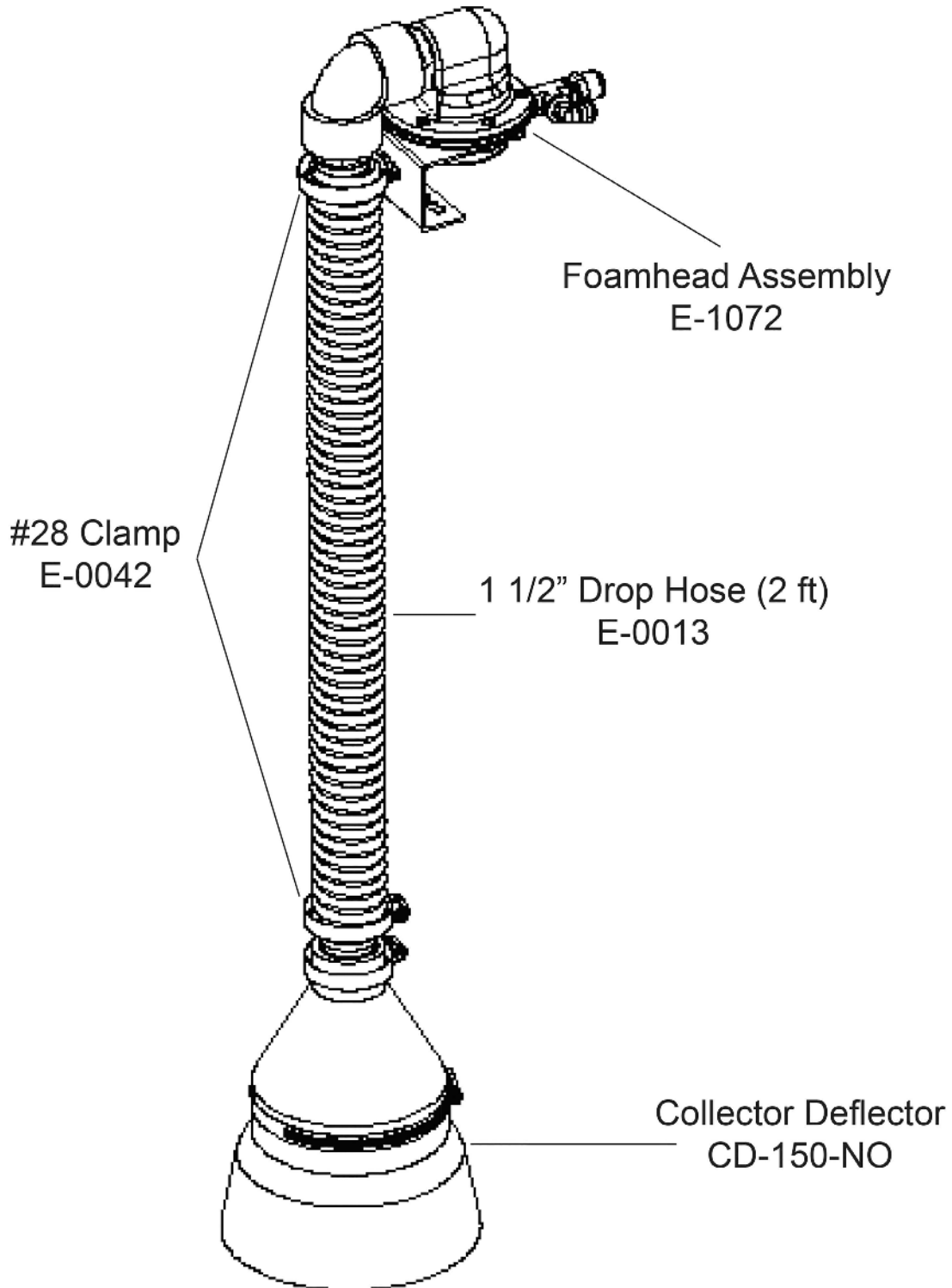
Richway Foam Marker Foamhead



Richway Foam Marker Foam Head Assembly



Richway Foam Marker Collector Deflector



Richway Foam Marker Wiring Harness

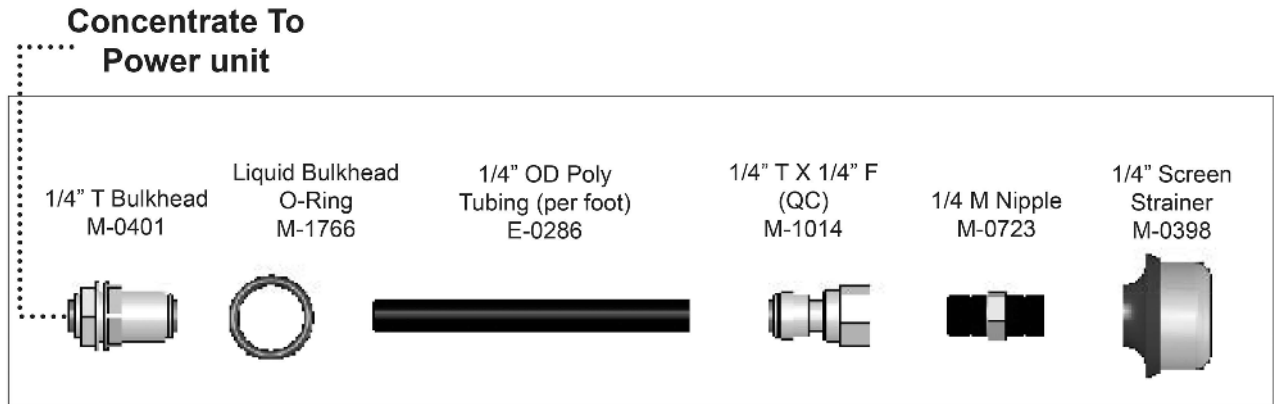
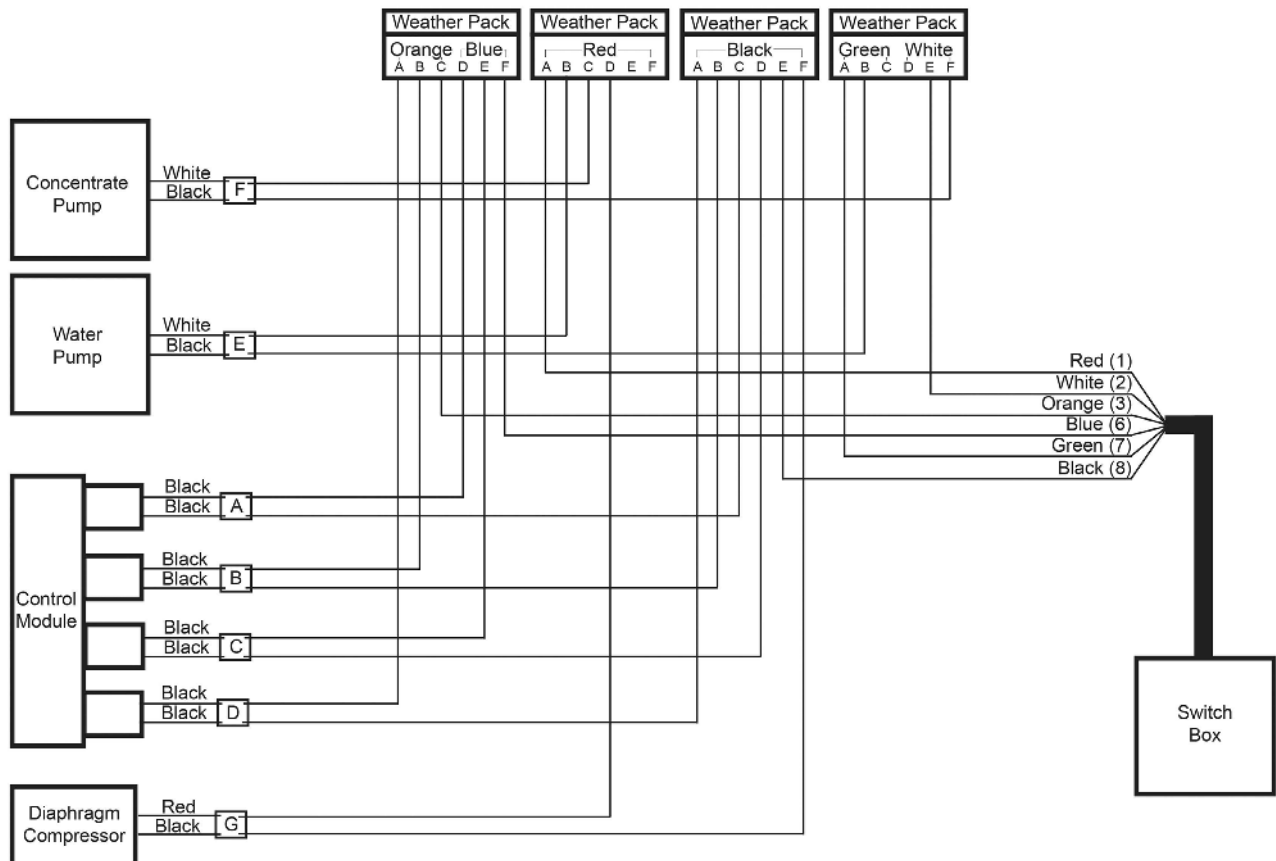


FIGURE 10 - Versa Trac Tank Components

APPENDIX 4





ILLUSTRATED PARTS LIST



FAST GLOBAL **SOLUTIONS**

FAST Global Solutions
4130 Commerce Boulevard
Windom, MN 56101
1-800-772-9279 Toll Free
1-507-427-3861 Voice
1-507-427-3030 Fax
www.fastsprayers.com