

# FAST™

## AG SOLUTIONS



### **A18 / A26 - 60'/66'**

## **LIQUID FERTILIZER APPLICATOR**

## **PARTS MANUAL - 2020**





**FAST GLOBAL**  
**SOLUTIONS**



# ILLUSTRATED PARTS LIST

## Limited Warranty

FAST AG Solutions warrants to the buyer that the new machinery is free from defects in material and workmanship.

This warranty is only effective as to any new machinery which has not been altered, changed, repaired or treated since its delivery to the buyer, other than by FAST AG Solutions or its authorized dealers or employees, and does not apply to accessories, attachments, tools or parts, sold or operated with the new machinery, if they have not been manufactured by FAST AG Solutions.

FAST AG Solutions shall only be liable for defects in the materials or workmanship attributable to faulty material or bad workmanship that can be proved by the buyer, and specifically excludes liability for repairs arising as a result of normal wear and tear of the new machinery or in any other manner whatsoever, and without limiting the generality of the foregoing, excludes application or installation of parts not completed in accordance with this operator's manual, specifications, or printed instructions.

Written notice shall be given by registered mail, to the Manufacturer within seven (7) days after the defect shall have become apparent or the repairs shall have become necessary, addressed as follows:

FAST AG Solutions  
4130 Commerce Boulevard  
Windom, MN 56101

This warranty shall expire one (1) year after the date of delivery of the new machinery.

If these conditions are fulfilled, FAST AG Solutions shall at its own cost and at its own option either repair or replace any defective parts provided that the buyer shall be responsible for all expenses incurred as a result of repairs, labor, parts, transportation or any other work, unless FAST AG Solutions has authorized such expenses in advance.

The warranty shall not extend to any repairs, changes, alterations, or replacements made to the new equipment other than by FAST AG Solutions or its authorized dealers or employees.

This warranty extends only to the original owner of the new equipment.

Rubber parts (including tires, hoses, grommets) are not warranted.

This warranty is limited to the terms stated herein and is in lieu of any other warranties whether express or implied, and without limiting the generality of the foregoing, excluded all warranties, express or implied or conditions whether statutory or otherwise as to quality and fitness for any purpose of the new equipment. the Manufacturer disclaims all liability for incidental or consequential damages.

This Applicator is subject to design changes and FAST AG Solutions shall not be required to retrofit or exchange items on previously sold units except at its own option.

Warranty void if not registered.



# ILLUSTRATED PARTS LIST

## FAST LIQUID FERTILIZER APPLICATOR

Warranty Registration Form & Inspection Report

Warranty Registration

This form must be filled out by the dealer and signed by both the dealer and the customer at the time of delivery.

Customer Name				
Address				
City		State		Zip
Phone				
Dealer Name				
Address				
City		State		Zip
Applicator Model				
Serial Number				
Delivery Date				

### DEALER INSPECTION REPORT

- All Fasteners Tight
- Wheel Bolts Torqued
- Hydraulic Hoses and Fittings Free and Tight
- Fertilizer Hoses and Fittings Free and Tight
- Wheel Drive Turns Freely
- Lubricate Machine
- Check Tire Pressure
- Frame and Wings Level
- Monitors and Controllers Function
- Wiring Harness Connected

### SAFETY

- Safety Chain Installed
- All Guards Installed
- All Safety Signs Installed
- Reflectors, SMV and Lights Clean
- Review Operating and Safety Instructions

I have thoroughly instructed the buyer on the above described equipment which review included the Operator's Manual content, equipment care, adjustments, safe operation and applicable warranty policy.

Date \_\_\_\_\_

Dealer's Rep. Signature \_\_\_\_\_

The above equipment and Operator's Manual have been received by me and I have been thoroughly instructed as to care, adjustments, safe operation and applicable warranty policy.

Date \_\_\_\_\_

Owner's Signature \_\_\_\_\_

- White - FAST
- Yellow - Dealer
- Pink - Customer



# ILLUSTRATED PARTS LIST

## FAST A18 / A26 Series Applicator

APPLICATOR SERIAL NUMBER \_\_\_\_\_

DATE PURCHASED \_\_\_\_\_ / \_\_\_\_\_ / \_\_\_\_\_

TANK SIZE \_\_\_\_\_

NUMBER OF COULTERS \_\_\_\_\_

PUMP MANUFACTURER:

(CIRCLE ONE)

ACE FMC205-304

ACE FMC650

ACE FMC750

Hypro 9306-HM1C-U

HYPRO 9306C-HM1C-U



# ILLUSTRATED PARTS LIST

---





# ILLUSTRATED PARTS LIST

---

## General Information

All rights, especially copying and distribution rights are reserved. No part of this publication may be reproduced in any form or by any means, electronic or mechanical, including photocopying, without express written permission from FAST AG Solutions.

Parts information in this manual represents components installed when product was manufactured based upon the best available information. Modifications made subsequent to initial delivery are not included. Always verify the parts and color required when ordering parts.

If you have any questions, please contact your FAST AG Solutions Parts and Service Department.

## Explanation of Parts Lists

The parts lists are broken down sub assemblies and listed in 4 columns:

- ITEM - These numbers are found on the illustration associated with the parts list.
  - NS- This item is NOT SHOWN, included for reference.
- QTY. - This is the quantity of parts needed in an assembly.
  - AR- The quantity of this item is AS REQUIRED for the location.
- PART NO.- These are the part numbers associated to the ITEM.
- DESCRIPTION - This is the description of the part.



# ILLUSTRATED PARTS LIST

## Table of Contents

<b>Section</b>	<b>Page</b>
Table of Contents .....	6
Base - A Series .....	10
Trailer Hardware Assembly .....	14
Frame Assembly .....	18
Wing Rest Cradle Assembly .....	20
Axle Adjust Assembly, Diamond Tire .....	22
Q981 Hub Assembly .....	24
Single Axle Adjust 15k, 62"-120" .....	26
Single Axle Adjust 15k, 72"-144" .....	28
Single Axle Adjust, Metric, 18.5k, 45cm - 76cm Spacing .....	30
N873 Hub Assembly 10 Bolt .....	32
Single Adjust Axle 20k, 88"-144" .....	34
Single Axle Adjust, Metric 20k 45cm - 76cm Spacing .....	36
Axle, Non Adjust, Duals .....	38
Axle Adjust, Duals, 45/76CM, 80/132", 84/144" .....	40
Axle Adjust, Duals, 62.5/120", 80/120", 88/132" .....	42
Axle Adjust, Duals, Metric, 50cm-76cm .....	44
Q881 Hub Assembly, 10 Bolt .....	46
4 Inch Axle Spacer .....	48
Tire and Rim .....	50
Adjustable Track Axle .....	52
Camso Tracks .....	54
1800 Gallon Tank .....	56
2650 Gallon Tank .....	58
Sight Gauge Assembly .....	60
Tank Support Assembly .....	62
1800 and 2650 Gallon Tank Fittings .....	64
60 Foot Bare Toolbar Assembly .....	66
66 Foot Bare Toolbar Assembly .....	74
Standard Hydraulics Assembly .....	82
Standard Hydraulics Assembly .....	84
Inner Fold Cylinder .....	86
Hydraulic Fitting Locations .....	88
Main Lift Hydraulics .....	92
Inner Wing Hydraulics .....	94
Inner Wing Kick Hydraulics .....	96
Main Fold Hydraulics .....	98
Flip Wing Hydraulics .....	100
Latch Cylinders Hydraulics .....	102
Fasse Block Hydraulics .....	104
Product Pump Hydraulic Hose Routing .....	106
Helper Cylinders Assembly .....	108
Helper Cylinder Hydraulics .....	110
Toolbar Decals .....	112
Main Lift and Helper Cylinders .....	114
Non-Folding Gauge Wheels 60' .....	116
Gauge Wheel .....	118
Q736 Hub Assembly, 5 Bolt .....	120





# ILLUSTRATED PARTS LIST

Folding Gauge Wheels (Hydraulic) - 60'	122
Folding Gauge Wheel Assembly	124
60' Hydraulic Folding Gauge Wheel Assembly	126
60' Hydraulic Folding Gauge Wheel Hoses	128
Non-Folding Gauge Wheels - 66'	130
Non-Folding Tall Gauge Wheels - 66'	132
Folding Gauge Wheels (Hydraulic) - 66'	134
Folding Gauge Wheels Hydraulic Assembly 66'	135
66 Foot Folding Gauge Wheel Hydraulics	136
Arm Assembly, Pivot Gauge Wheel	137
Folding Gauge Wheels (Hydraulic) - 60'	138
Flip Wing Coulter Parts	140
Main Wing Coulter Parts	142
Center Section Coulter Parts	144
Coulter Orientation	146
AP Coulter Upper Mount Assembly (Cast)	148
AP Coulter Assembly	150
N669 Hub Assembly, 4 Bolt	152
AP Coulter and Blade	154
Hardware Kit, Coulter Mount	156
Hawkeye End Coulter Assembly	158
No Agitation	160
Tank Agitation Fittings	162
Electric Agitation	164
Manual Agitation (Hi Volume)	166
Eductor - Applicator	168
Eductor Assembly	170
Eductor	172
Raven Butterfly Valve	174
Non-Steerable Gooseneck	176
Steerable Gooseneck	178
Steerable Gooseneck	180
Raven Steerable Hitch Kit	182
Raven Steerable Applicator Kit	184
Raven Steering Valve	186
Steerable Gooseneck Hydraulics	188
3"- 2" Quick Fill Adapter	190
Standard 3" Quick Fill	192
3" Quick Fill Valve Assembly	194
3" Quick Fill with Strainer	196
Standard Product Plumbing Assembly	198
Pump Assembly, HYPRO 9306C-HM1C (Cast)	200
HYPRO Pump 9306C-HM1C (Cast)	202
Pump Assembly, HYPRO 9306C-HM1S (Stainless Steel)	206
HYPRO Pump 9306C-HM1S (Stainless Steel)	208
Pump Assembly, ACE FMCS205-HYD-304 PWM	212
Pump Assembly, ACE FMCS205-HYD-304	214
ACE Pump, ACE FMCS205-HYD-304	216
Pump Assembly, ACE FMC-650-HYD	218
ACE Pump, FMC-650-HYD	220
Pump Assembly, ACE FMC-750-HYD	222
No Flip Wing Down Pressure	224



# ILLUSTRATED PARTS LIST

Flip Wing Down Pressure .....	226
Flip Wing Down Pressure Hydraulics .....	228
Hydraulic Diagram .....	232
CR7 Display .....	234
Raven 450 Controller .....	236
Raven RCM Controller .....	238
JD RC2000 Controller .....	240
Customer Supplied JD RC2000 Controller .....	242
Customer Supplied Rate Controller .....	244
Pressure Transducer Raven 450 .....	246
Pressure Gauge .....	247
Pressure Transducer ISO .....	248
Raven Hawkeye Flow Control .....	250
Raven Hawkeye Flow Control .....	252
RFM 60 Flow Meter .....	254
3 Section Plumbing .....	256
Wilger 3 Section Plumbing, 23 Row .....	258
Wilger 3 Section Plumbing, 23 Row .....	260
Wilger 3 Section Assembly .....	262
Flip Fertilizer Assembly .....	264
4 Section Plumbing .....	266
4 Section Plumbing .....	268
5 & 6 Section Plumbing .....	270
5 & 6 Section Plumbing .....	272
Wilger Monitors Assembly, 23 Row .....	274
Wilger Monitors, 23 Row .....	278
Wilger Monitors, 25 Row .....	280
Varitarget Nozzles, .5 Rate .....	282
Varitarget Nozzles, 1.5 Rate .....	284
Raven Components .....	286
Control Harness 155-0171-085 .....	288
Control Harness 155-0159-856 .....	289
Control Harness 155-0171-086 .....	290
Wiring Harness .....	291
Harness Connector .....	292
Hydraulic Block Assembly .....	294
Hydraulic Block .....	296
Fasse Block Harness Block Assembly .....	298
Switch Box .....	300
Switch Box .....	302
Control Box Operation and Pin-out .....	304
Switch Box Harness .....	306
Lighting and Marking Assembly .....	308

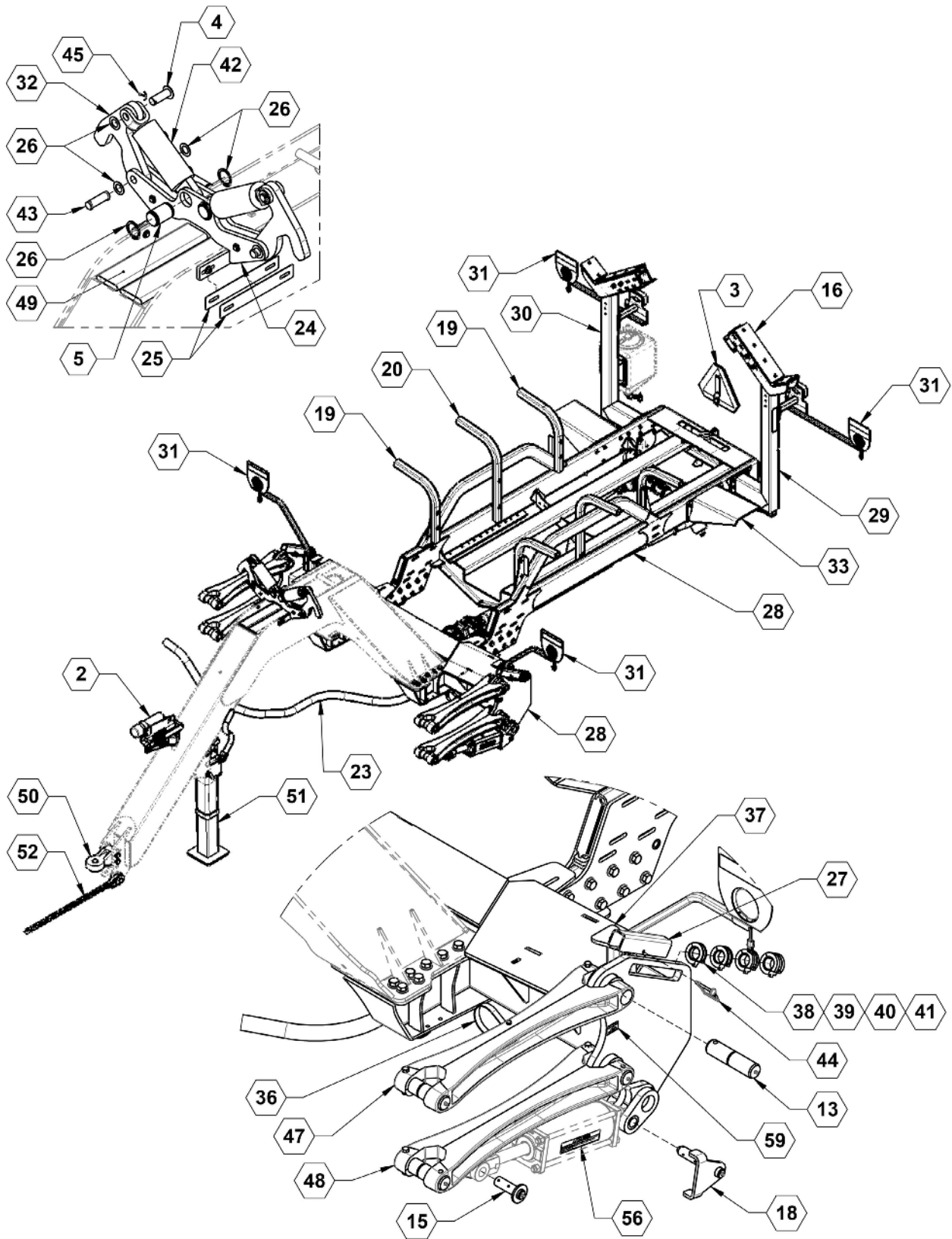


# ILLUSTRATED PARTS LIST

---



## Base - A Series



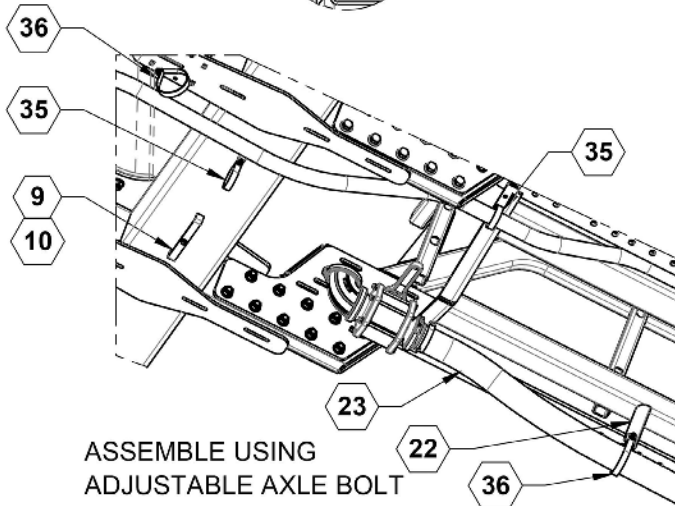
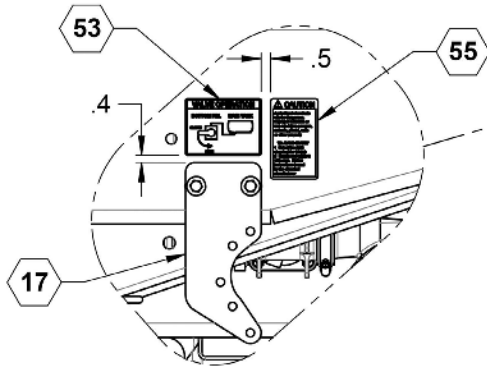
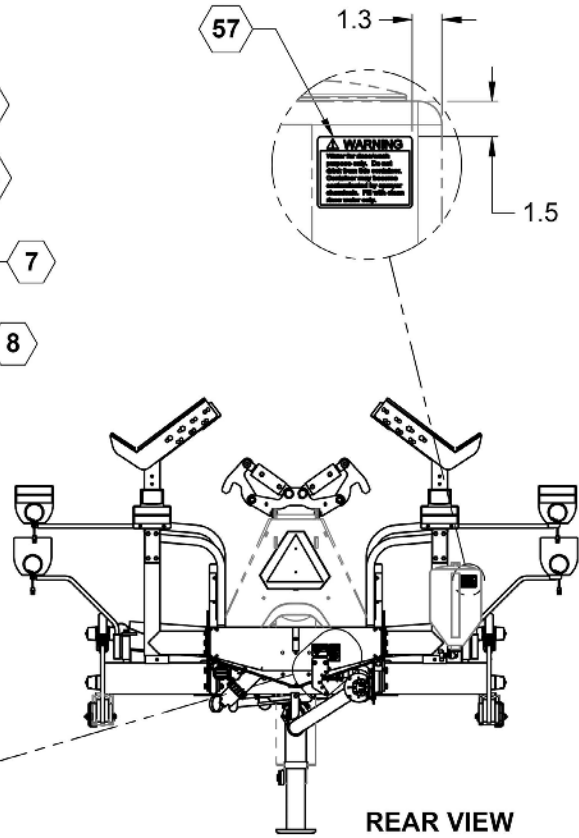
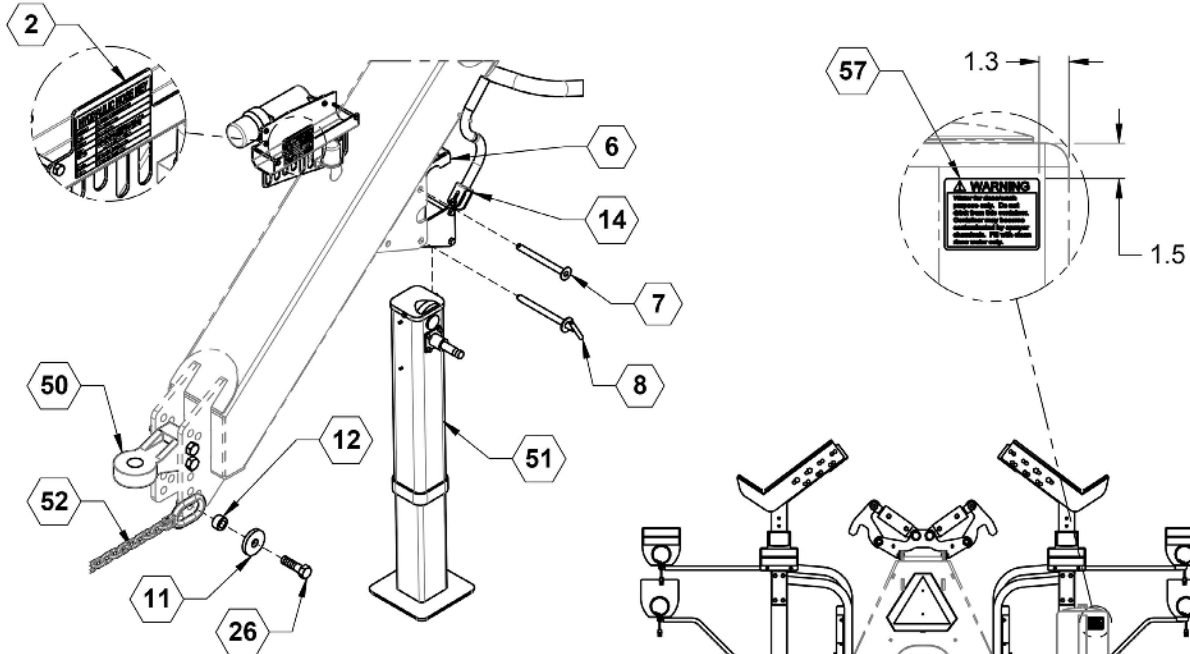


# ILLUSTRATED PARTS LIST

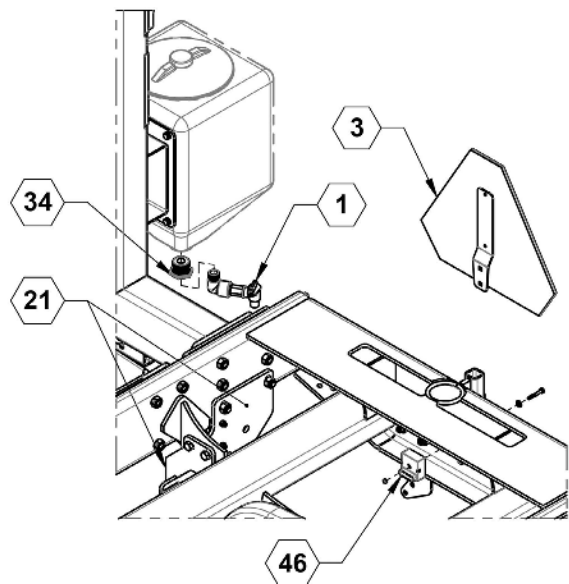
## Base - A Series Parts List

ITEM	PART NO.	QTY.	DESCRIPTION
2	90SAHMH	1	HOSE/MANUAL HOLDER
3	90SASMV	1	SMV ASSEMBLY
4	11629	2	CRADLE CYLINDER PIN
5	15179	2	PIN, LATCH CYL BASE
13	15848	8	PIN, CAST LIFTARM
15	21822	2	PIN WLDMT, ROD END MAIN LIFT
16	21995	2	SUBASSY, WING REST CRADLE
18	23385	2	PIN WLDMT, MAIN LIFT
19	26954	4	TUBE, SUPPORT, FENDER
20	26955	2	TUBE, SUPPORT FENDER MID
24	27211	1	WLDMNT, TRANSPORT LATCH
25	27213	4	PLATE, TRANSPORT LATCH SHIM
26	27268	1	KIT, BASE TRAILER HARDWARE
27	27676	2	CYLINDER STOP 10" STROKE
28	27875	1	ASSEMBLY, CART, BOLT TOGETHER
29	27877	1	WLDMT, WING REST
30	27878	1	WLDMT, WING REST RH
31	27880	1	ASSY, LIGHTING AND MARKING
32	27908	2	PLATE, TRANSPORT LATCH ARM
33	27920	2	WLDMNT, TANK SIDE SUPPORT
36	540053	4	P-CLAMP, 4" W/3/8" HOLE
37	590023	2	TAB, HOLD DOWN
38	590205	2	CYLINDER STOP, 3/4"
39	590206	2	CYLINDER STOP, 1"
40	590207	2	CYLINDER STOP, 1-1/4"
41	590208	2	CYLINDER STOP, 1-1/2"
42	620026	2	CYLINDER 3X4 CUSTOM WING LATCH
43	620072	1	PIN, CYLINDER, 1" X 3-3/8", KIT PKG OF 2
44	720001	2	SNAP PIN, 5/16
45	730033	2	COTTER PIN, N669, 4-BOLT
47	750051M	2	UPPER LIFTARM CASTING
48	750052M	2	LOWER LIFTARM CASTING
49	790018	1	HOSE SLEEVE X 14FT
50	790040	1	HITCH CAT 4 BLACK ARTICULATING
51	790045	1	JACK, JOST, 25,000 LB LIFTING
52	790050	1	SAFETY CHAIN, 30,000 LB
56	800107	2	DECAL, WARNING-AVOID CRUSHING
59	800287	2	DECAL, GREASE PIVOT POINTS

## Base - A Series



PARTIAL BOTTOM VIEW



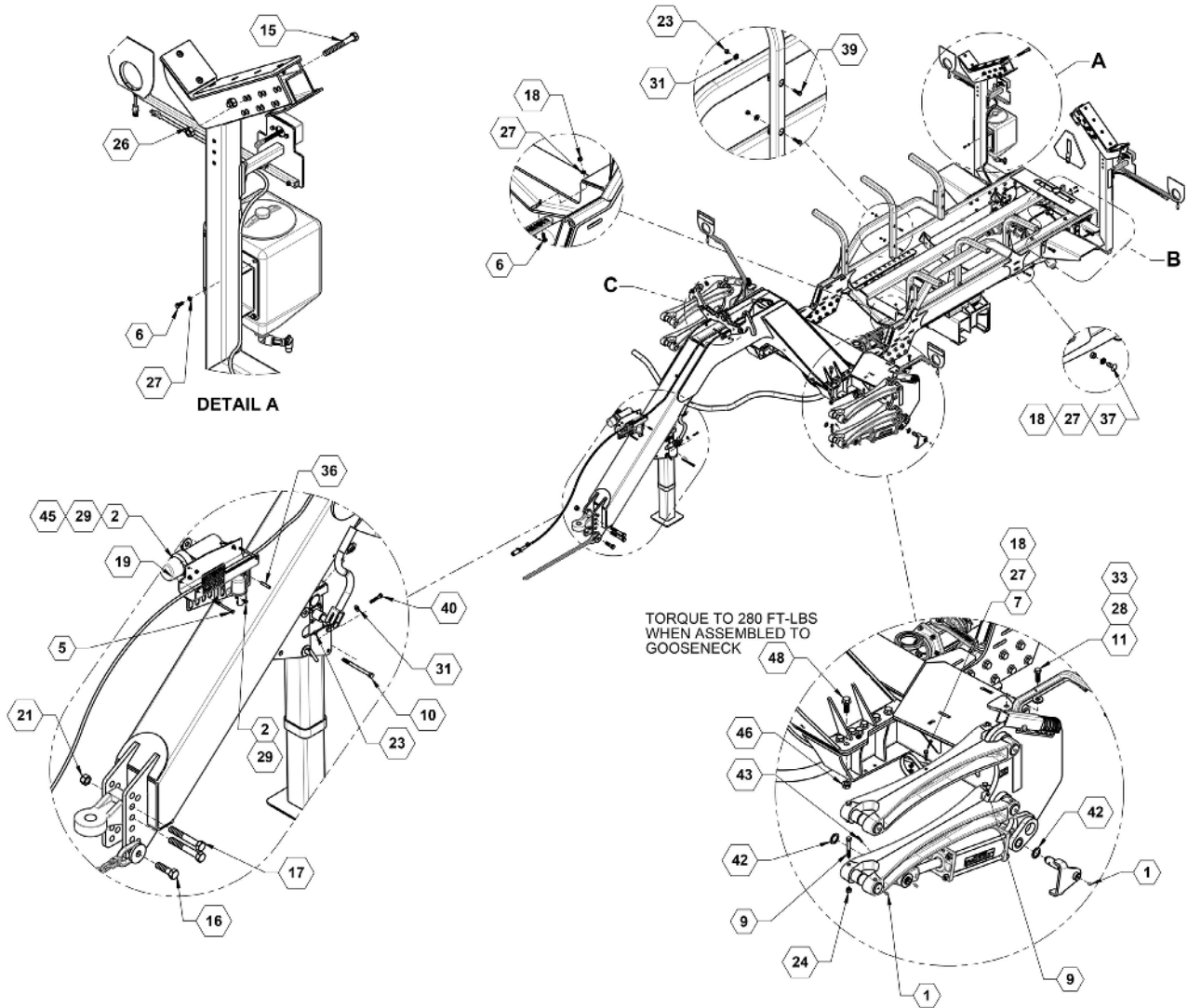


## ILLUSTRATED PARTS LIST

### Base - A Series Parts List

ITEM	PART NO.	QTY.	DESCRIPTION
1	90SAFCHWF	1	FC HAND WASH FAUCET ASSY
2	90SAHMH	1	HOSE/MANUAL HOLDER
3	90SASMV	1	SMV ASSEMBLY
6	15430	1	JACK HOLDER WELDMENT
7	15437	1	PIN, JACK LINKAGE
8	15440	1	PIN, JACK LOCK
9	15558	1	BRACKET, HOSE
10	15566	1	SPACER, HOSE BRACKET
11	15829	1	WASHER PLATE, SAFETY CHAIN
12	15835	1	BUSHING, SAFETY CHAIN SPACER
14	17846	1	JACK CRANK WLDMT
17	22253	1	PLATE, QUICK FILL VALVE MOUNT
22	26975	1	WLDMNT, HOSE MOUNT
23	26982	1	ASSY, STD PRODUCT PLUMBING
26	27268	1	KIT, BASE TRAILER HARDWARE
34	530143	1	REDUCER, 1-1/4" MPT X3 /4" FPT
35	540052	5	P-CLAMP, 3" W/3/8" HOLE
36	540053	4	P-CLAMP, 4" W/3/8" HOLE
46	740031	1	LIGHT MODULE, SAFETY FLASHER
50	790040	1	HITCH CAT 4 BLACK ARTICULATING
51	790045	1	JACK, JOST, 25,000 LB LIFTING
52	790050	1	SAFETY CHAIN, 30,000 LB
53	800017	1	DECAL, MAIN TANK VALVE OPERATION
55	800101	1	DECAL, CAUTION-AG CHEMICAL
57	800108	1	DECAL, WARNING-RINSE TANK

## Trailer Hardware Assembly





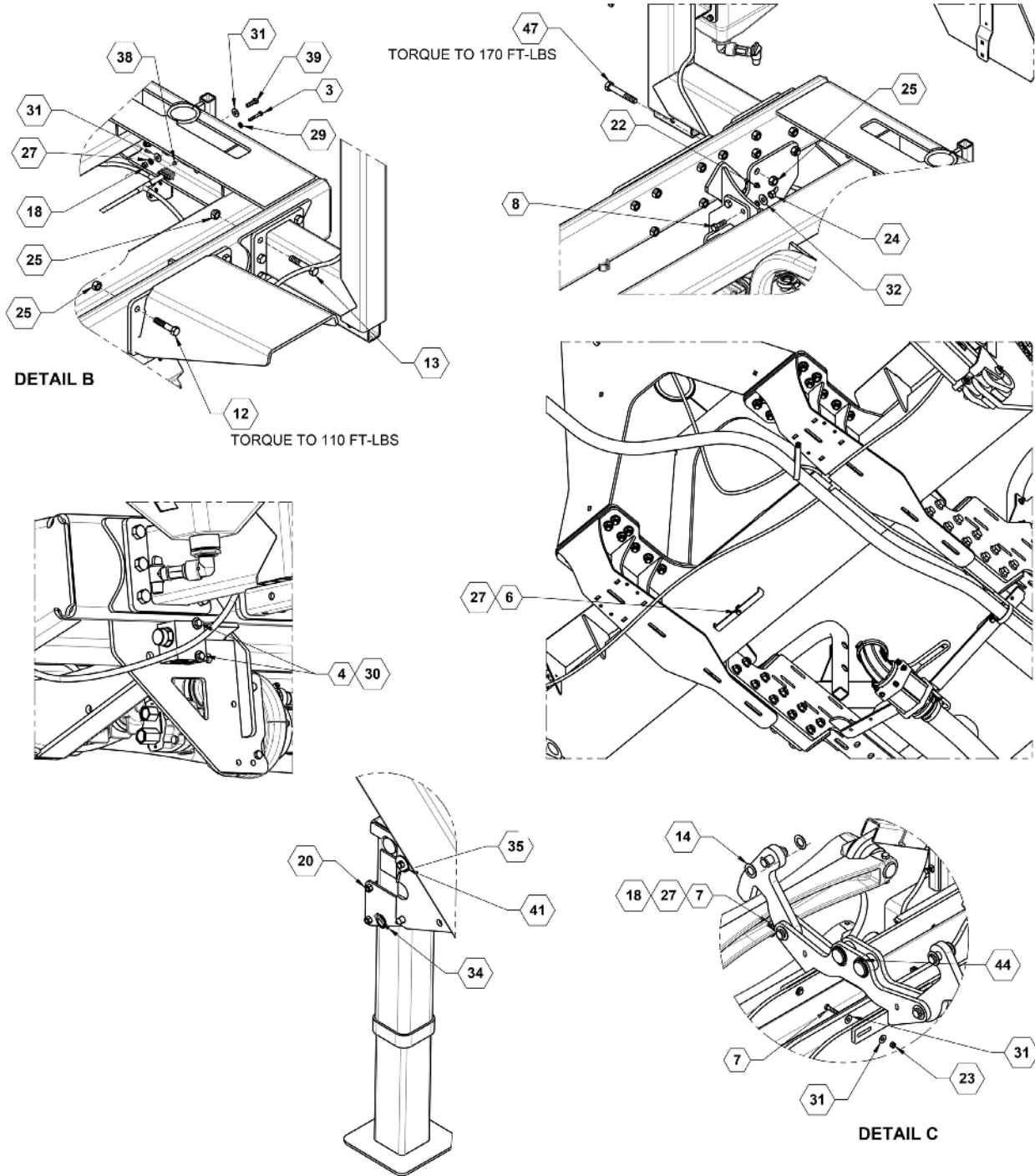


# ILLUSTRATED PARTS LIST

## Trailer Hardware Assembly Parts List

ITEM	PART NO.	QTY.	DESCRIPTION
1	759	12	ZERK, 1/4-28 STRAIGHT
2	596101M	5	BOLT, HH 1/4-20X3/4 GR5 MAGNI
5	596122M	2	BOLT, HEX 5/16X4-1/2" GR5 MAGNI
6	596128M	11	BOLT, HH 3/8-16 X 1 GR5 MAGNI
7	596129M	8	BOLT, HH 3/8-16X1-1/2 GR5 MAGNI
9	596157M	8	BOLT, HH 1/2X3-1/2 GR5 MAGNI
10	596163M	2	BOLT, HH 1/2X6-1/2 GR5 MAGNI
11	596170M	2	BOLT, HH 5/8-11X2 GR5 MAGNI
15	596192M	4	BOLT, HH 3/4-10X6 GR5 MAGNI
16	596201M	1	BOLT, HEX 1-8X3-1/2 GR5 MAGNI
17	596208M	2	BOLT, HH 1-8X6-3/4 GR5 MAGNI
18	596213M	10	NUT, HEX 3/8-16 MAGNI
19	596228M	2	NUT, HEX NYLOCK 5/16-18 MAGNI
21	596234M	3	NUT, HEX NYLOCK 1-8 MAGNI
23	596237M	19	NUT, CENTERLOCK 3/8-16 MAGNI
24	596239M	10	NUT, CENTERLOCK, 1/2-13 MAGNI
26	596241M	4	NUT, CENTERLOCK 3/4-10 MAGNI
27	596250M	17	LOCKWASHER 3/8 MAGNI
28	596253M	2	LOCKWASHER 5/8 MAGNI
29	596256M	6	WASHER, FLAT 1/4 USS MAGNI
31	596258M	26	WASHER, FLAT 3/8 MAGNI
33	596261M	2	WASHER, FLAT 5/8 MAGNI
36	596300M	1	SPRING PIN, 3/8 X 2 MAGNI
37	596592M	2	BOLT, CARRIAGE 3/8-16 X 1 MAGNI
39	596635M	14	BOLT, HH 3/8-16 x 1-1/4 MAGNI
40	596636M	1	BOLT, HH 3/8-16X2-1/4 GR5 MAGNI
42	596744M	4	BUSHING, MACHINED, 1-1/4 x 14 GA MAGNI
43	596746M	4	SPRING PIN 5X50mm MAGNI
45	596767M	5	NUT, HEX FLANGE 1/4-20 MAGNI
46	596775M	28	NUT, HEX FLANGE 3/4-10 GR8 MAGNI
48	596814M	28	BOLT, HEX FLANGE 3/4-10 X 2 GR 8 MAGNI

## Trailer Hardware Assembly



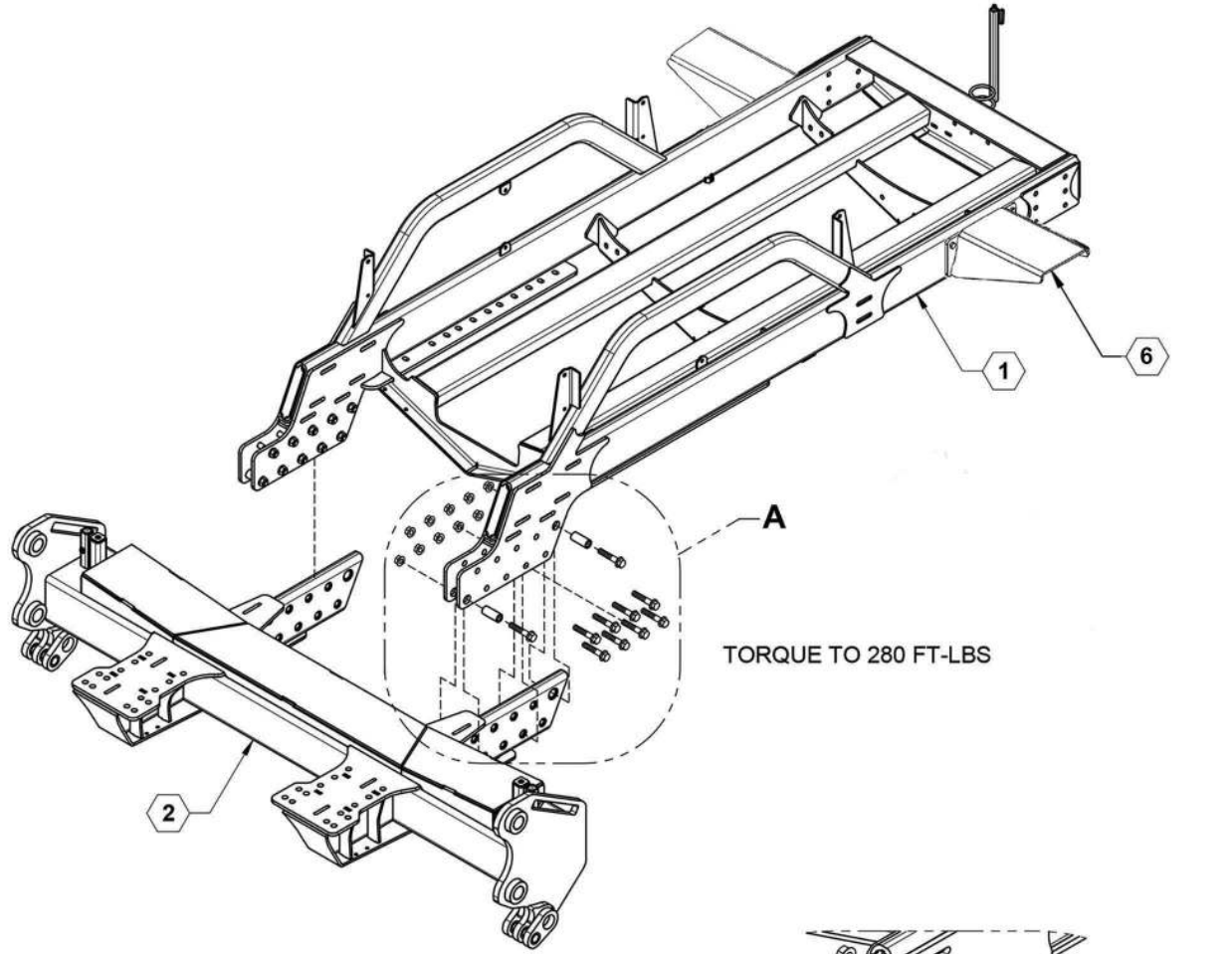


## ILLUSTRATED PARTS LIST

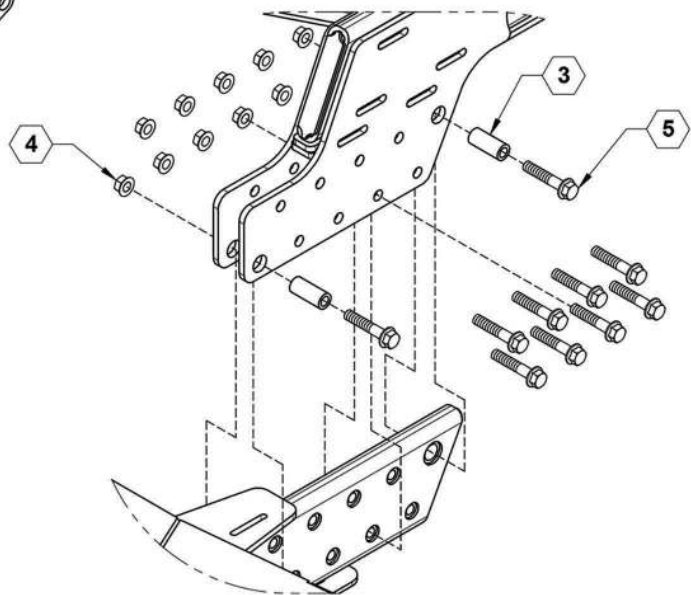
### Trailer Hardware Assembly Parts List

ITEM	PART NO.	QTY.	DESCRIPTION
3	596104M	1	BOLT, HH 1/4-20X1-3/4 GR5 MAGNI
4	596119M	2	BOLT, HH 5/16-18X3 GR5 MAGNI
6	596128M	11	BOLT, HH 3/8-16 X 1 GR5 MAGNI
7	596129M	8	BOLT, HH 3/8-16X1-1/2 GR5 MAGNI
8	596153M	2	BOLT, HH 1/2-13X1-1/2 GR5 MAGNI
12	596173M	12	BOLT, HEX 5/8 X 3 MAGNI
13	596175M	10	BOLT, HH 5/8-11X3-1/2 GR8 MAGNI
14	596179M	8	BUSHING, MACHINED 1" X 14GA MAGNI
18	596213M	10	NUT, HEX 3/8-16 MAGNI
20	596231M	2	NUT, HEX NYLOCK 1/2-13 MAGNI
22	596236M	2	NUT, CENTERLOCK, 5/16-18 MAGNI
23	596237M	19	NUT, CENTERLOCK 3/8-16 MAGNI
24	596239M	10	NUT, CENTERLOCK, 1/2-13 MAGNI
25	596240M	24	NUT, CENTERLOCK, 5/8-11 MAGNI
27	596250M	17	LOCKWASHER 3/8 MAGNI
29	596256M	6	WASHER, FLAT 1/4 USS MAGNI
30	596257M	2	WASHER, FLAT 5/16 USS MAGNI
31	596258M	26	WASHER, FLAT 3/8 MAGNI
32	596260M	2	WASHER, FLAT 1/2 MAGNI
34	596296M	1	LYNCH PIN, 1/4 X 1-3/4 MAGNI
35	596299M	1	ROLL PIN, 1/4 X 1-1/2"
38	596622M	1	NUT, TOPLOCK 1/4-20 MAGNI
39	596635M	14	BOLT, HH 3/8-16 x 1-1/4 MAGNI
41	596738M	1	MACHINED BUSHING 3/4" 10GA
44	596747M	4	SNAP RING, 2" MAGNI
47	596800M	2	BOLT, HH 5/8-11 X 4 GR8 MAGNI

## Frame Assembly



TORQUE TO 280 FT-LBS



DETAIL A

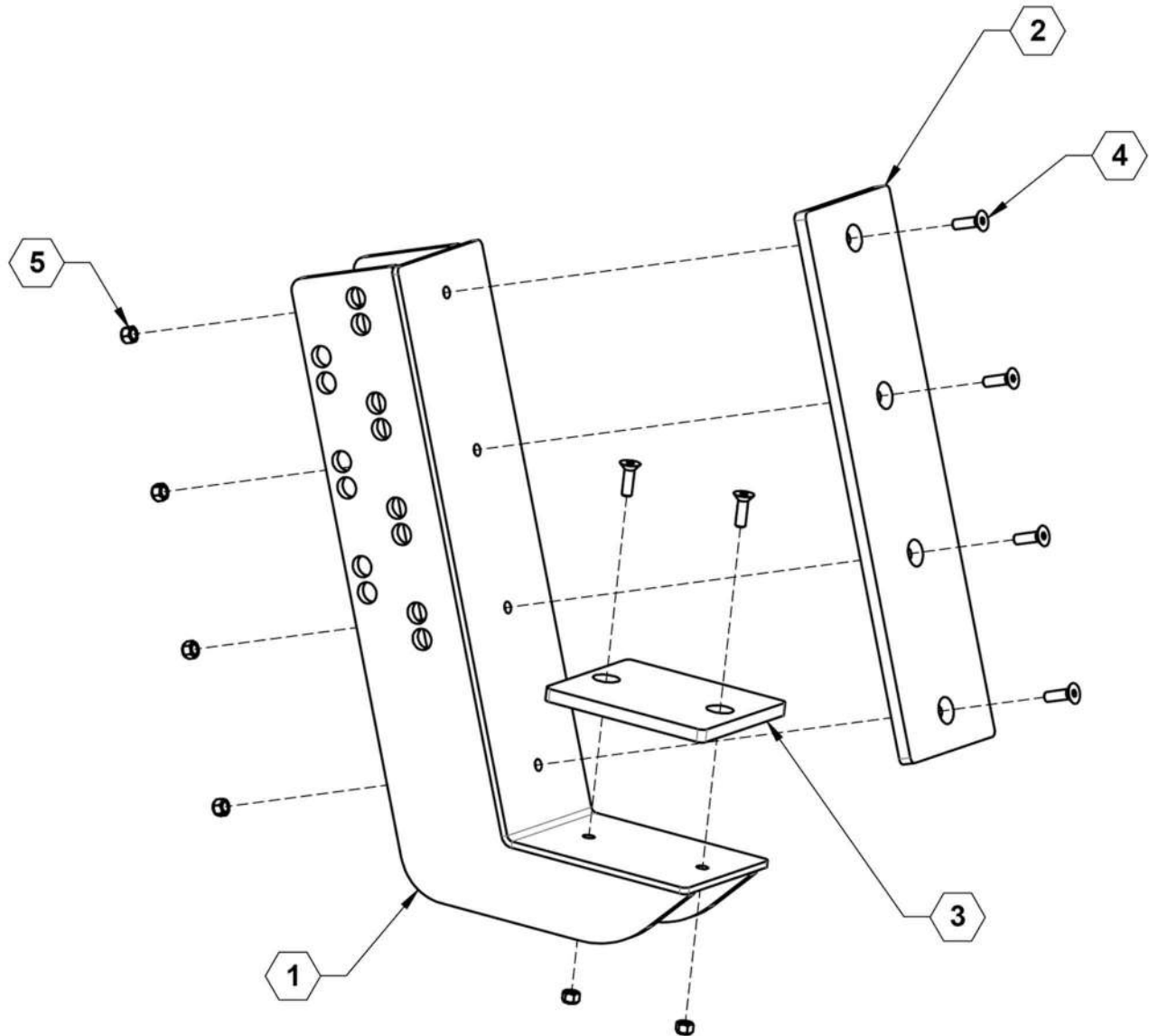


## ILLUSTRATED PARTS LIST

### Frame Assembly Parts List

ITEM	PART NO.	QTY.	DESCRIPTION
1	21946	1	REAR CART, 2018
1	27876	1	REAR CART, 2019
2	21972	1	LIFT ARM MOUNT
3	21991	4	LONG TUBE SPACER MOUNT
4	596775M	20	NUT, HEX FLANGE 3/4-10 GR8 MAGNI
5	596815M	20	BOLT, HEX FLANGE 3/4-10 X 4 GR8 MAGNI

## Wing Rest Cradle Assembly





## ILLUSTRATED PARTS LIST

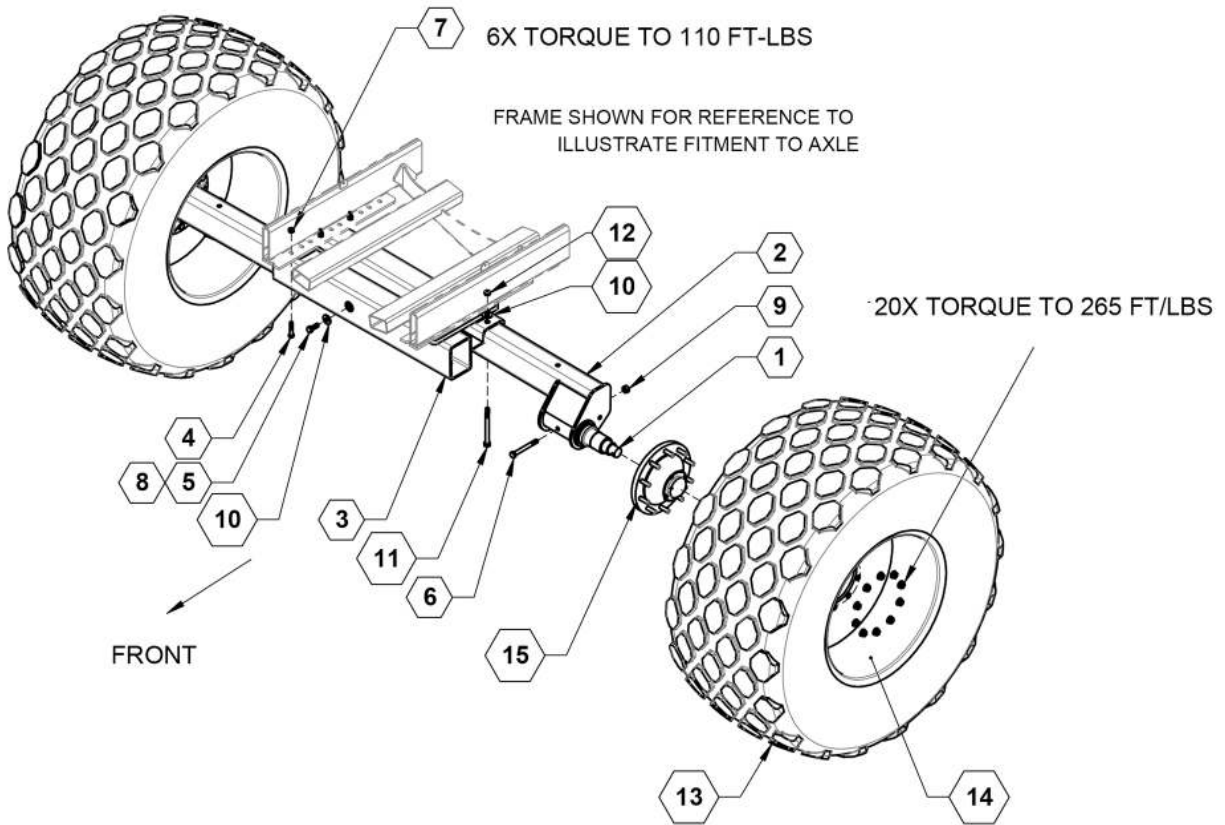
### Wing Rest Cradle Assembly Parts List

ITEM	PART NO.	QTY.	DESCRIPTION
1	21994	1	WING REST CRADLE
2	26019	1	UHMW TOOLBAR REST
3	26020	1	UHMW TOOLBAR REST SMALL
4	596726M	6	FHSCS 3/8-16 X 1-1/4 MAGNI
5	596229M	6	NUT, HEX NYLOCK 3/8-16 MAGNI

## Axle Adjust Assembly, Diamond Tire

NOTES:

1. BOLTS TO BE INSTALLED IN ORIENTATION SHOWN
2. BOLTS TO BE TIGHTENED WITH 1/2" IMPACT





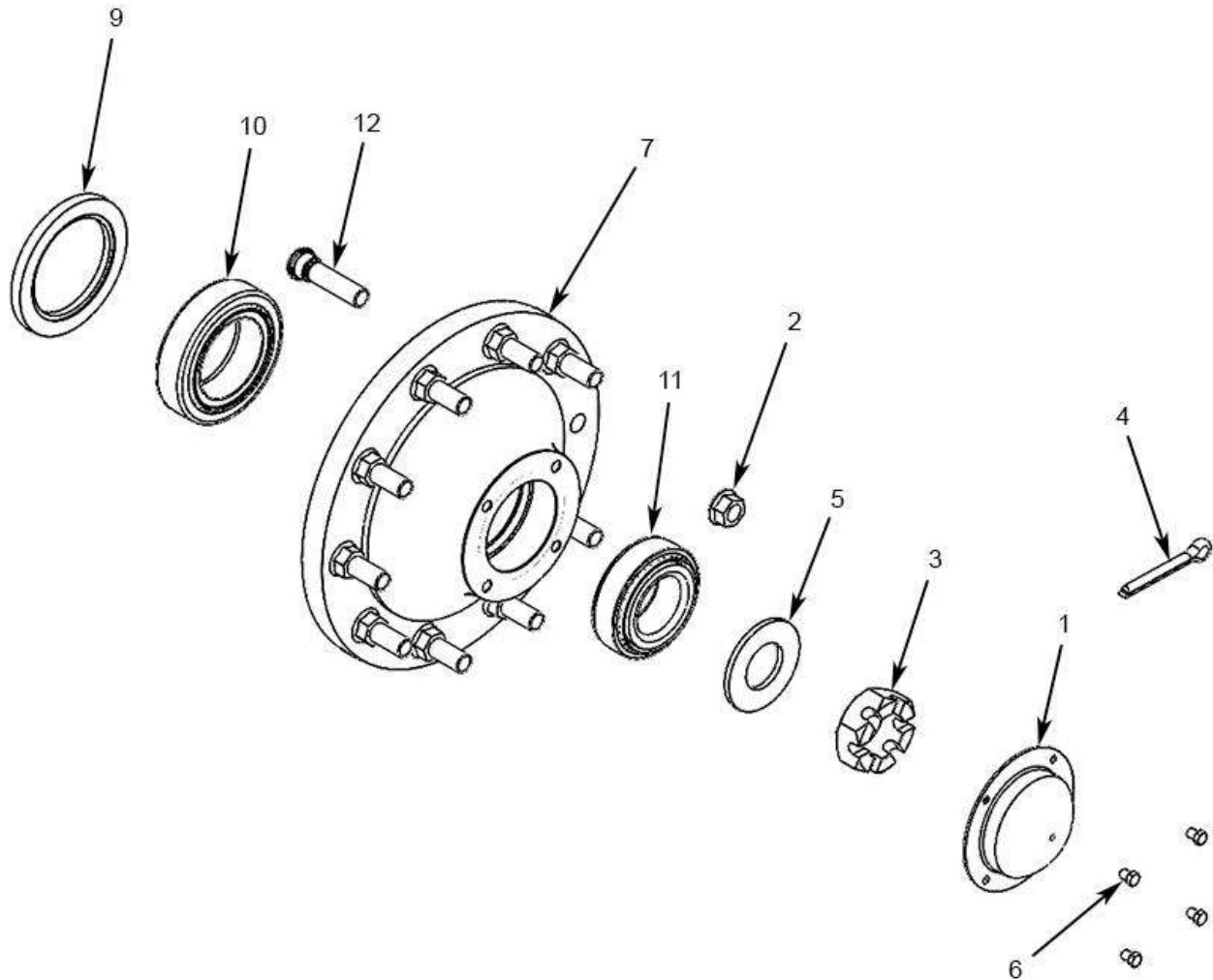


## ILLUSTRATED PARTS LIST

### Axle Adjust Assembly, Diamond Tire Parts List

ITEM	PART NO.	QTY.	DESCRIPTION
1	18160	2	SPINDLE, 25K, BOLT IN
2	27189	2	AXLE ADJUST DIAMOND TIRE 25K 80, 120
3	27190	1	RECEIVER AXLE DIAMOND TIRE
4	596173M	6	BOLT, HEX 5/8 X 3 MAGNI
5	596184M	2	BOLT, HH 3/4X2 GR5 MAGNI
6	596193M	2	BOLT, HH 3/4-10X6-1/2 GR5 MAGNI
7	596216M	6	NUT, HEX 5/8-11 MAGNI
8	596217M	2	NUT, HEX 3/4-10 G5 MAGNI
9	596241M	2	NUT, CENTERLOCK 3/4-10 MAGNI
10	596259M	4	WASHER, FLAT 3/4 MAGNI
11	596488M	2	BOLT, HH 3/4-10 X 8-1/2 G5 MAGNI
12	596626M	2	NUT, TOPLOCK 3/4-10 G5 MAGNI
13	700158	2	TIRE TITAN 30.5LR32 TORC-TRAC
14	700157	2	WHEEL 27X32, 0" OFFSET SILVER
14	700164	2	WHEEL 27X32, 0" OFFSET YELLOW
15	730086ASSY	2	HUB COMPLETE Q981 25K BIG 10 B
	800253	2	DECAL, WHEEL LUG NUT TORQUE

## Q981 Hub Assembly



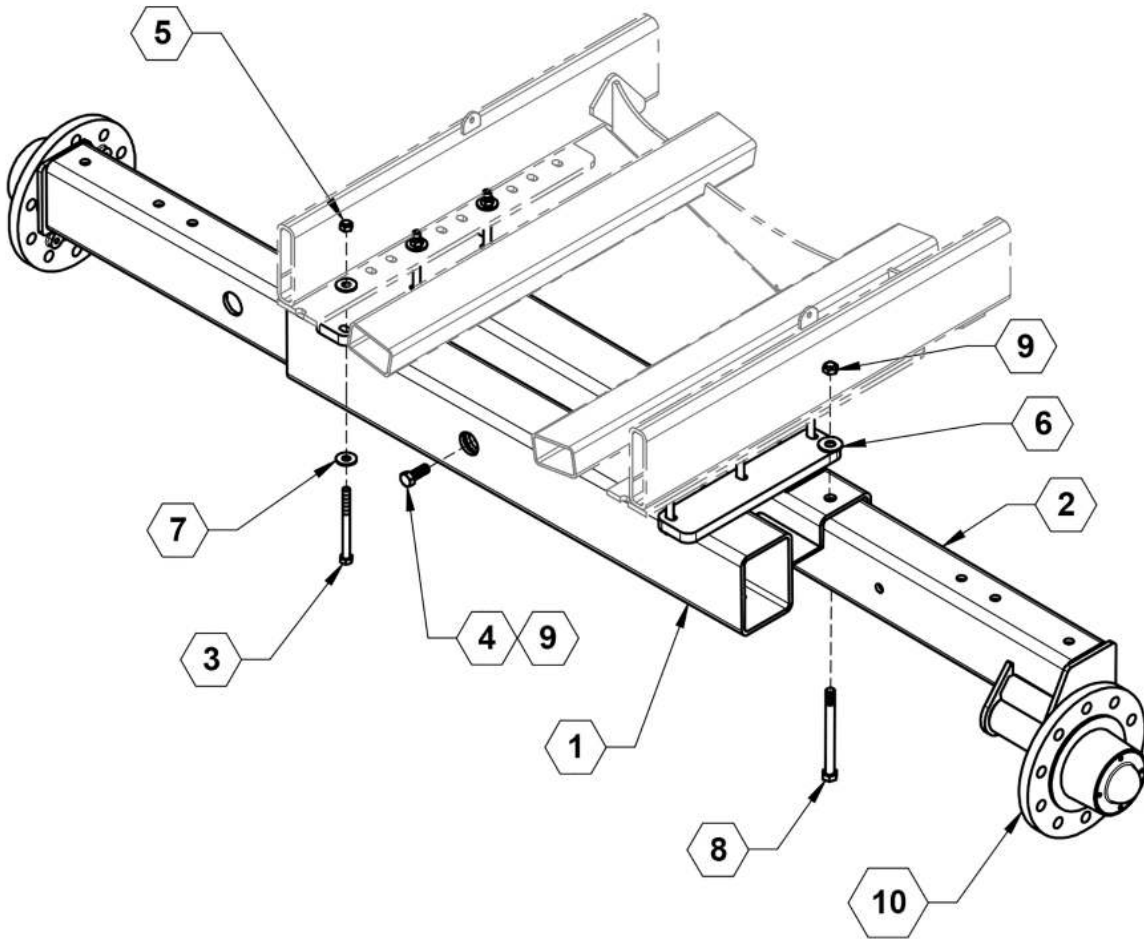


## ILLUSTRATED PARTS LIST

### Q981 Hub Assembly Parts List

ITEM	PART NO.	QTY.	DESCRIPTION
	730086	1	Q981 HUB ASSEMBLY COMPLETE
1	730039	1	HUB CAP
2	730051	10	LUG NUT
3	730056	1	CASTLE NUT
4	730042	1	COTTER PIN
5	730040	1	WASHER
6	730017	4	BOLT
7	730029	1	HUB
8	730061	1	PLATE
9	730041	1	SEAL
10	730043	1	REAR BEARING
11	730037	1	FRONT BEARING
12	5410216	10	WHEEL STUD

## Single Axle Adjust 15k, 62"-120"



### ADJUSTABLE SINGLE AXLE 15K 62" TO 120"



## ILLUSTRATED PARTS LIST

### Single Axle Adjust 15k, 62"-120" Parts List

ITEM	PART NO.	QTY.	DESCRIPTION
1	13512	1	RECEIVER, AXLE
2	13518	2	15K AXLE
3	596174M	6	BOLT, HH 5/8-11 X 7 G5 MAGNI
4	596184M	2	BOLT, HH 3/4X2 GR5 MAGNI
5	596243M	6	NUT, TOPLOCK 5/8-11 G8 MAGNI
6	596259M	4	NUT, HEX 3/4-10 MAGNI
7	596261M	12	WASHER, FLAT 3/4 MAGNI
8	596488M	1	BOLT, HH 3/4-10 X 8-1/2 MAGNI
9	596626M	4	NUT, TOPLOCK 3/4-10 MAGNI
10	730010	2	15K IB 10 BOLT HUB Pkg

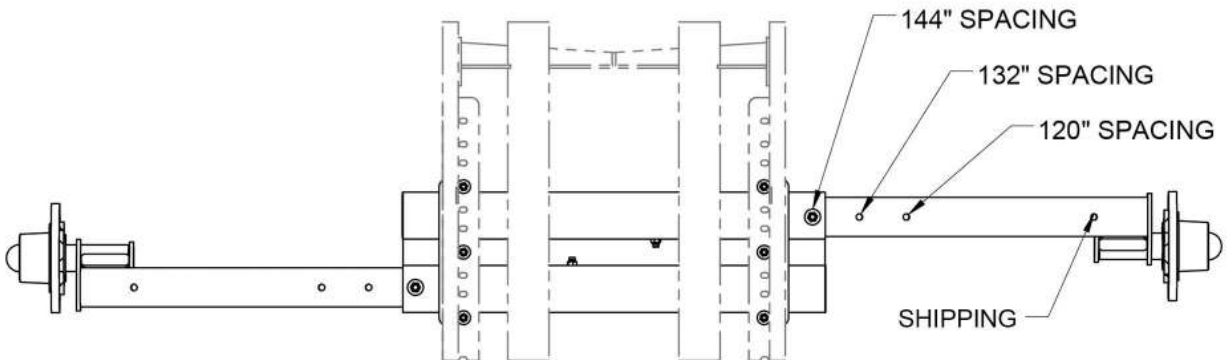
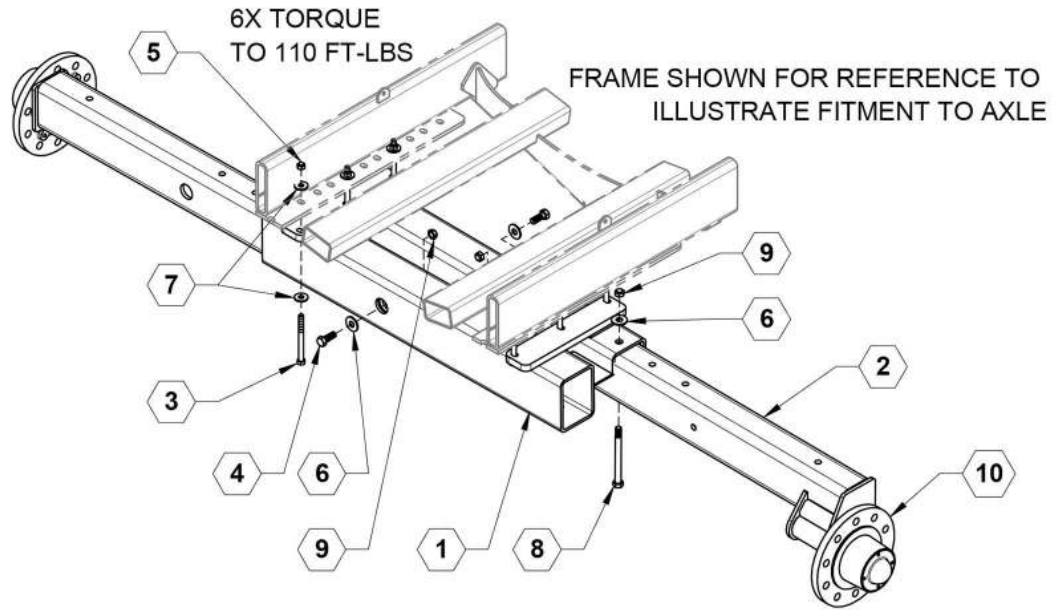


# ILLUSTRATED PARTS LIST

## Single Axle Adjust 15k, 72"-144"

NOTES:

1. BOLTS TO BE INSTALLED IN ORIENTATION SHOWN
2. BOLTS TO BE TIGHTENED WITH 1/2" IMPACT





## ILLUSTRATED PARTS LIST

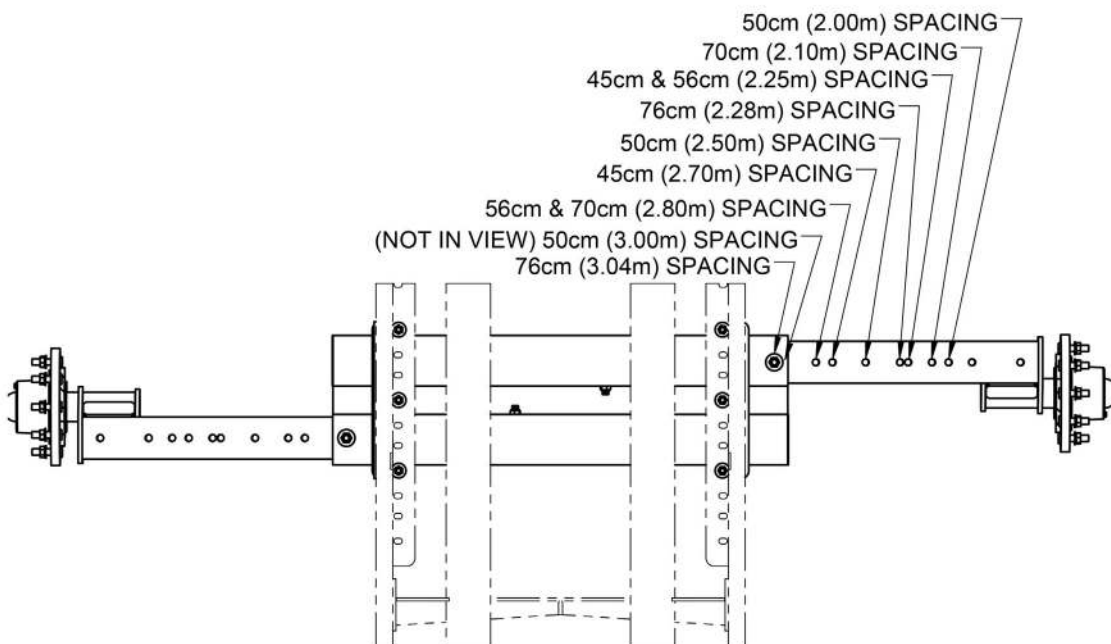
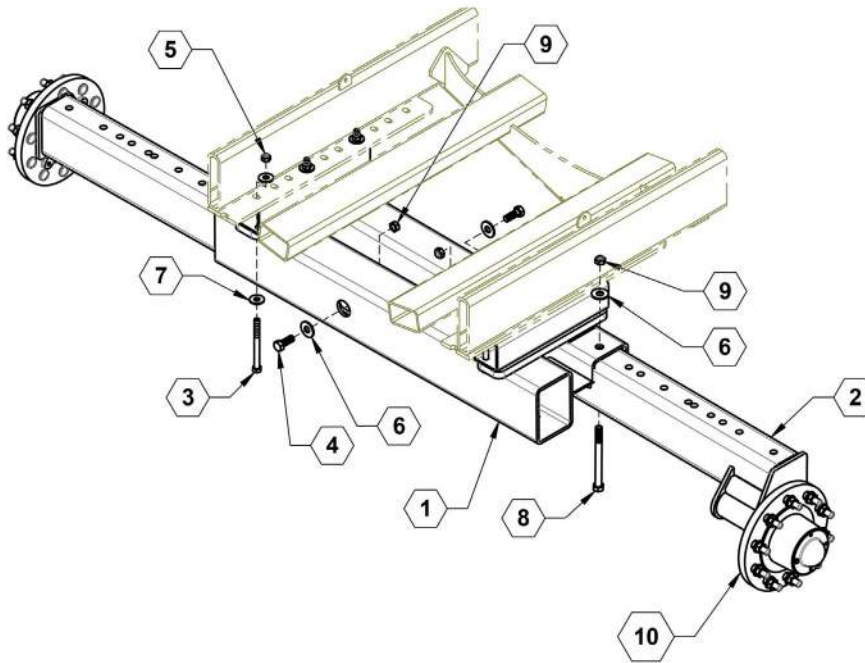
### Single Axle Adjust 15k, 72"-144" Parts List

ITEM	PART NO.	QTY.	DESCRIPTION
1	13512	1	RECEIVER, AXLE
2	13752	2	72", 132", 144" AXLE
3	596174M	6	HH G5 5/8-11 X 7 MAGNI
4	596184M	2	BOLT, HH 3/4X2 GR5 MAGNI
5	596243M	6	NUT, HEX 5/8-11 MAGNI
6	596259M	4	WASHER, FLAT 3/4 MAGNI
7	596261M	12	WASHER, FLAT 5/8 MAGNI
8	596488M	2	BOLT, HH 3/4-10 X 8-1/2 MAGNI
9	596626M	4	NUT, TOPLOCK 3/4-10 MAGNI
10	730010	2	15K IB 10 BOLT HUB PACKAGE

## Single Axle Adjust, Metric, 18.5k, 45cm - 76cm Spacing

NOTES:

1. BOLTS TO BE INSTALLED IN ORIENTATION SHOWN
2. BOLTS TO BE TIGHTENED WITH 1/2" IMPACT





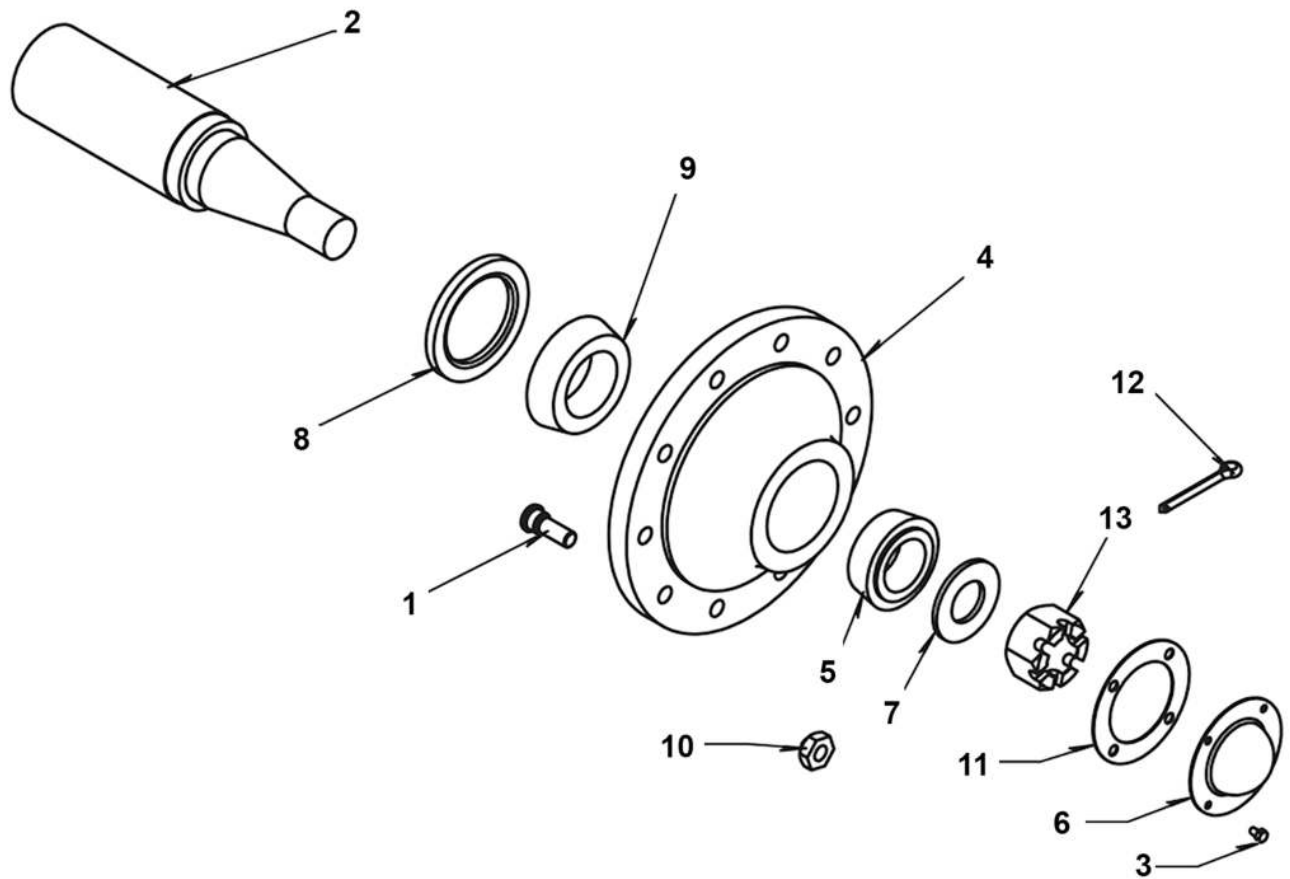


## ILLUSTRATED PARTS LIST

### Single Axle Adjust, Metric, 18.5k, 45cm - 76cm Spacing Parts List

ITEM	PART NO.	QTY.	DESCRIPTION
1	13512	1	RECEIVER, AXLE
2	27942	2	AXLE, 18.5K METRIC
3	596174M	6	BOLT, HH 5/8-11 X 7 G5 MAGNI
4	596184M	2	BOLT, HH 3/4X2 GR5 MAGNI
5	596243M	6	NUT, TOPLOCK 5/8-11 G8 MAGNI
6	596259M	4	WASHER, FLAT 3/4 MAGNI
7	596261M	12	WASHER, FLAT 5/8 MAGNI
8	596488M	2	BOLT, HH 3/4-10 X 8-1/2 G5 MAGNI
9	596626M	4	NUT, TOPLOCK 3/4-10 G5 MAGNI
10	730110ASSY	2	18.5K LB 10 BOLT HUB PACKAGE

## N873 Hub Assembly 10 Bolt





## ILLUSTRATED PARTS LIST

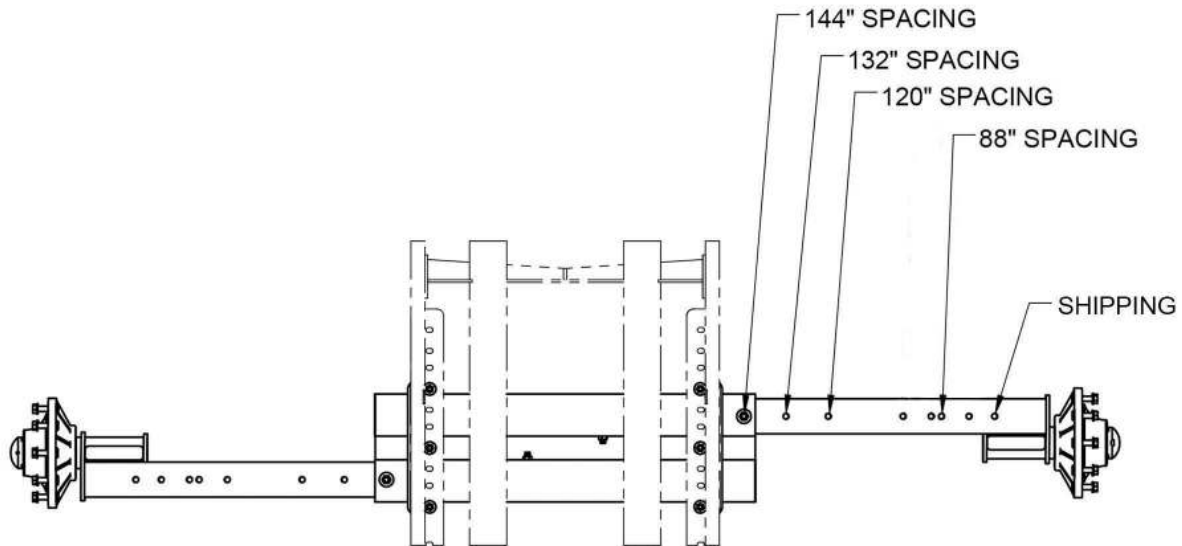
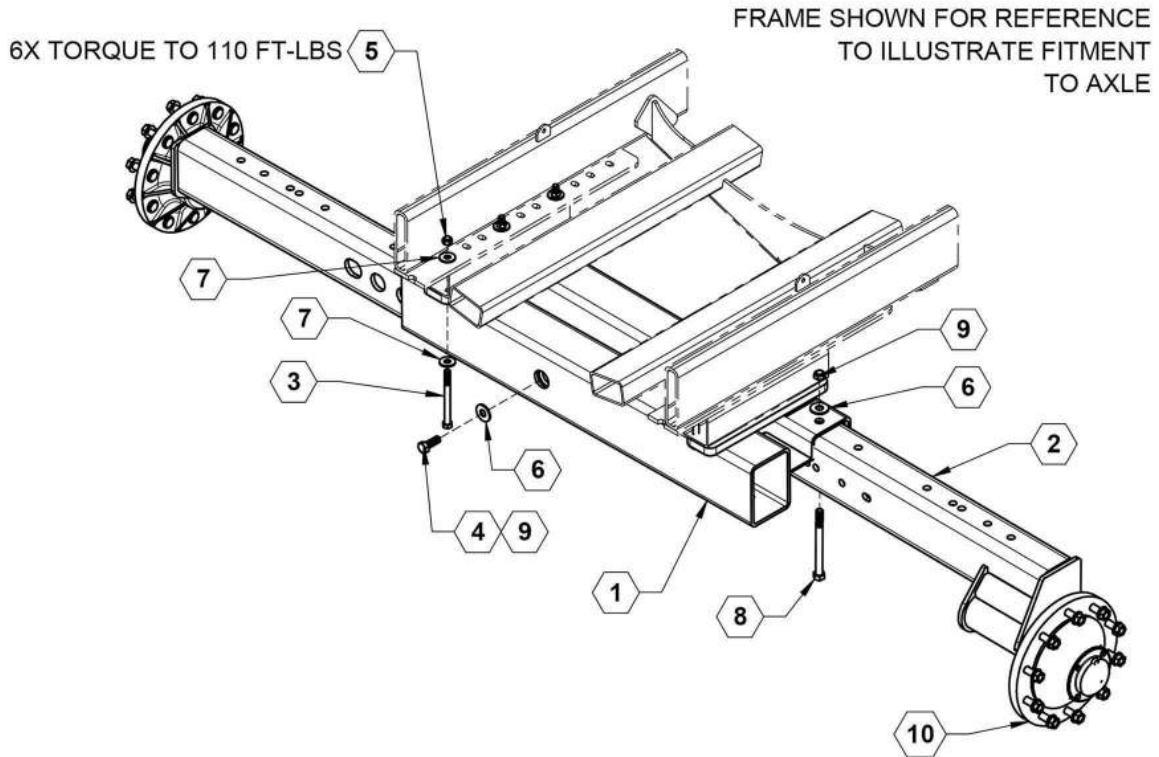
### N873 Hub Assembly 10 Bolt Parts List

ITEM	PART NO.	QTY.	DESCRIPTION
	730110	1	N873 HUB ASSEMBLY COMPLETE (ITEMS 1-13)
1	54101216	10	WHEEL STUD
2	730111	1	SPINDLE, 18500 LB
3	730017	4	5/16 x 1/2" BOLT
4	730110	1	N873 Hub Package, 18.5k
5	130012	1	FRONT BEARING
6	730072	1	HUB CAP
7	730018	1	WASHER
8	730013	1	SEAL
9	730011	1	REAR BEARING
10	730051	10	LUG NUT
11	730016	1	HUB CAP SEAL
12	COTTER PIN	1	COTTER PIN
13	730014	1	2" CASTLE NUT

## Single Adjust Axle 20k, 88"-144"

NOTES:

1. BOLTS TO BE INSTALLED IN ORIENTATION SHOWN
2. BOLTS TO BE TIGHTENED WITH 1/2" IMPACT





## ILLUSTRATED PARTS LIST

### Single Adjust Axle 20k, 88"-144" Parts List

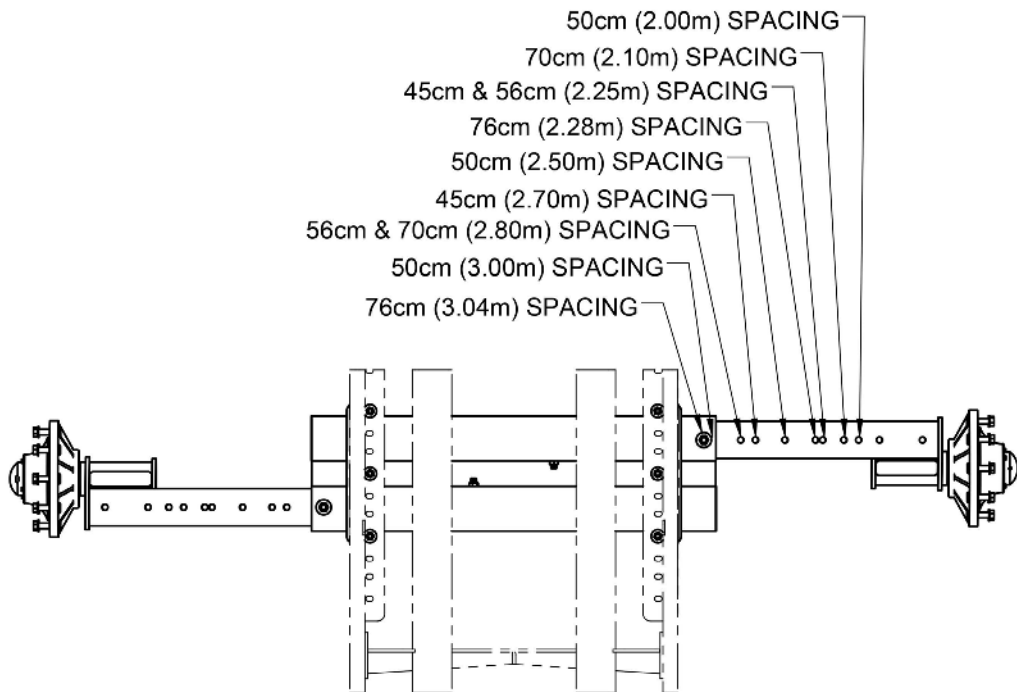
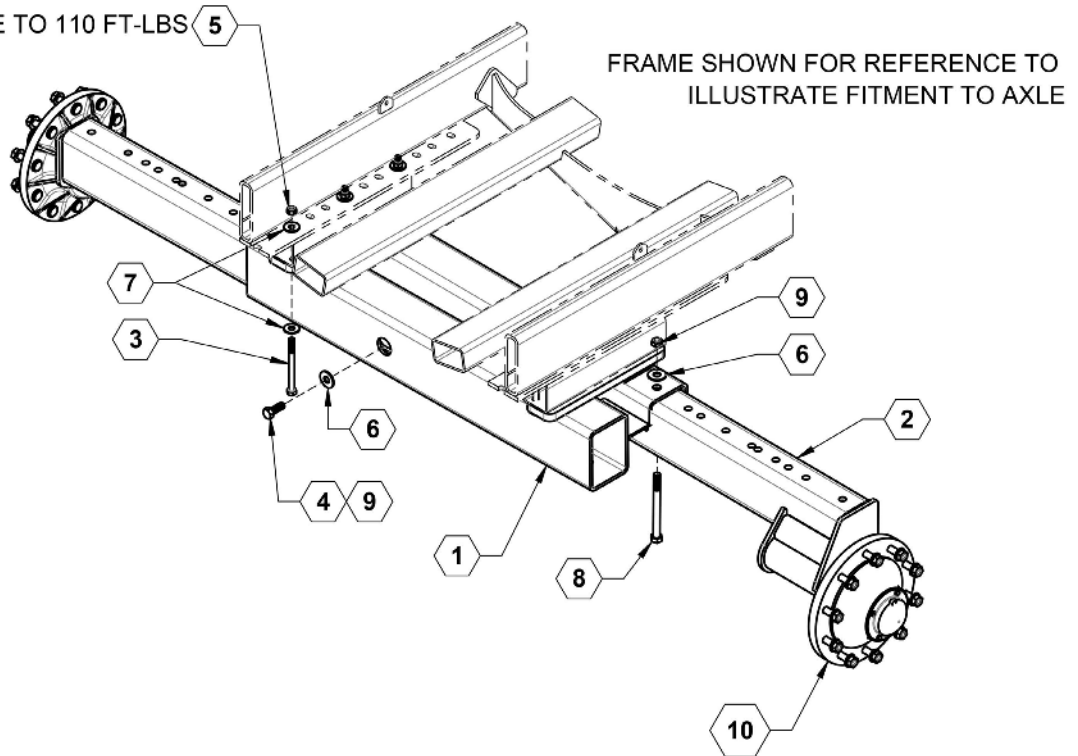
ITEM	PART NO.	QTY.	DESCRIPTION
1	13512	1	RECEIVER, AXLE
2	13752	2	72", 132", 144" AXLE
3	596174M	6	HH G5 5/8-11 X 7 MAGNI
4	596184M	2	BOLT, HH 3/4X2 GR5 MAGNI
5	596243M	6	NUT, HEX 5/8-11 MAGNI
6	596259M	4	WASHER, FLAT 3/4 MAGNI
7	596261M	12	WASHER, FLAT 5/8 MAGNI
8	596488M	2	BOLT, HH 3/4-10 X 8-1/2 MAGNI
9	596626M	4	NUT, TOPLOCK 3/4-10 MAGNI
10	730029ASSY	2	Q881 HUB PACKAGE WITH LONG STUDS 20K

## Single Axle Adjust, Metric 20k 45cm - 76cm Spacing

NOTES:

1. BOLTS TO BE INSTALLED IN ORIENTATION SHOWN
2. BOLTS TO BE TIGHTENED WITH 1/2" IMPACT

6X TORQUE TO 110 FT-LBS





## ILLUSTRATED PARTS LIST

### Single Axle Adjust, Metric 20k 45cm - 76cm Spacing Parts List

ITEM	PART NO.	QTY.	DESCRIPTION
1	13512	1	RECEIVER, AXLE WELDMENT
2	27945	2	20K AXLE METRIC
3	596174M	6	BOLT, HH 5/8-11 X 7 G5 MAGNI
4	596184M	2	BOLT, HH 3/4X2 GR5 MAGNI
5	596243M	6	NUT, TOPLOCK 5/8-11 G8 MAGNI
6	596259M	4	WASHER, FLAT 3/4 MAGNI
7	596261M	12	WASHER, FLAT 5/8 MAGNI
8	596488M	2	BOLT, HH 3/4-10 X 8-1/2 G5 MAGNI
9	596626M	4	NUT, TOPLOCK 3/4-10 G5 MAGNI
10	730029ASSY	2	Q881 HUB PACKAGE WITH LONG STUDS 20K

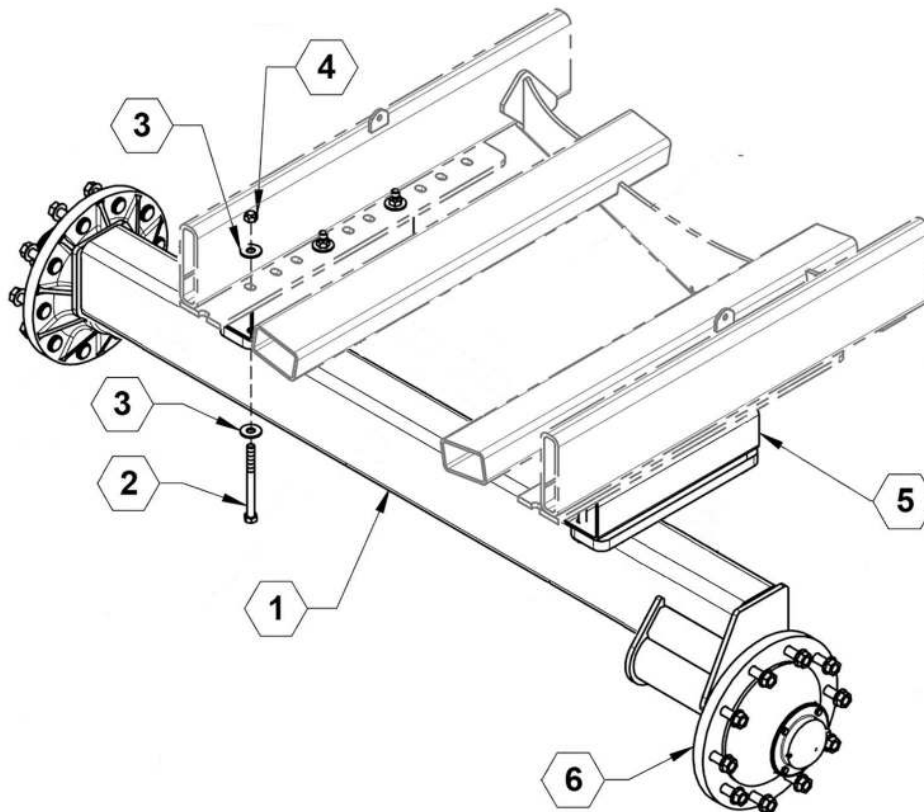
## Axle, Non Adjust, Duals

### NOTES:

1. BOLTS TO BE INSTALLED IN ORIENTATION SHOWN
2. BOLTS TO BE TIGHTENED WITH 1/2" IMPACT

FRAME SHOWN FOR REFERENCE TO  
ILLUSTRATE FITMENT TO AXLE

6X TORQUE TO 110 FT-LBS







## ILLUSTRATED PARTS LIST

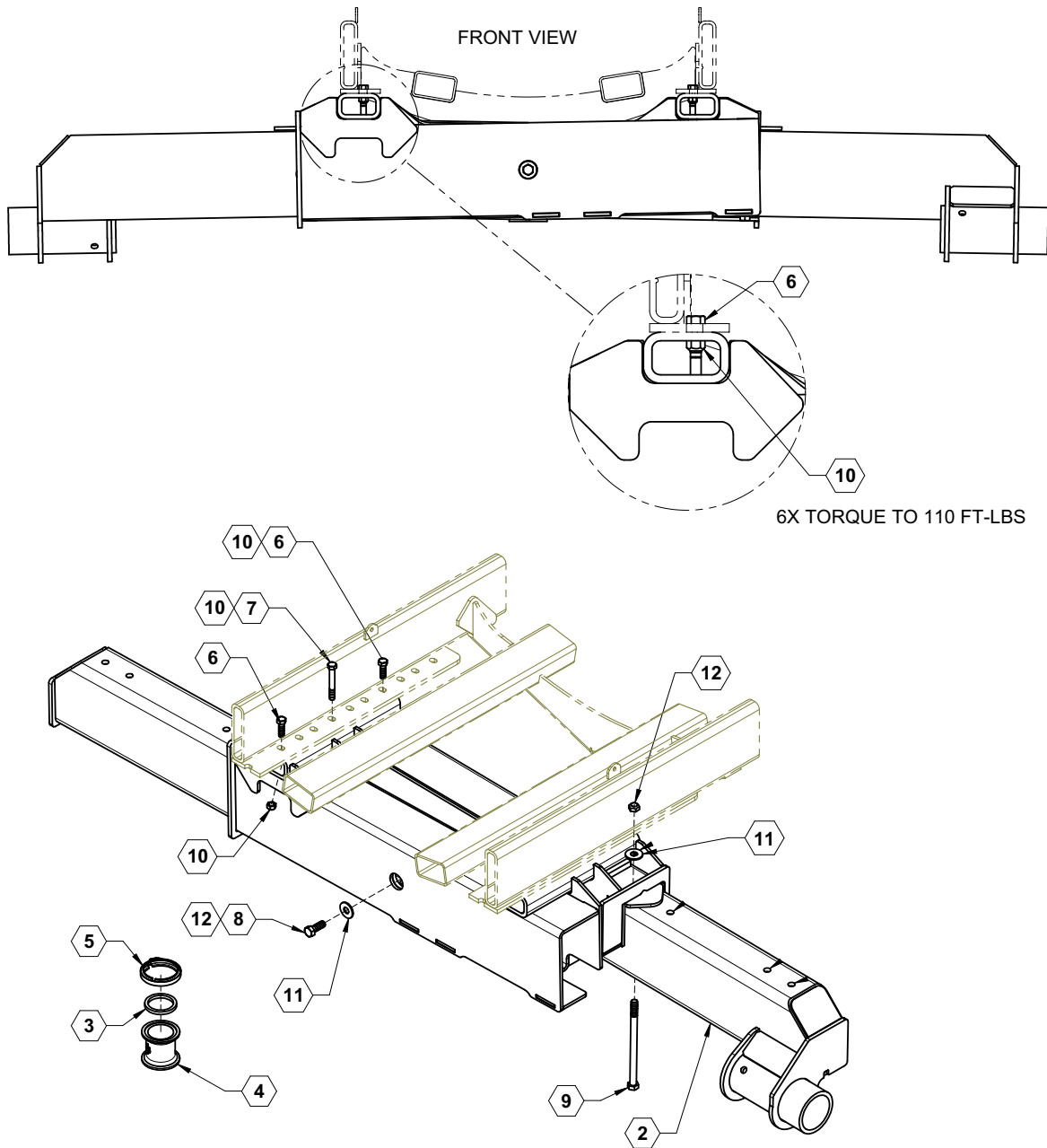
### Axle, Non Adjust, Duals Parts List

ITEM	PART NO.	QTY.	DESCRIPTION
	800253	2	DECAL, WHEEL LUG NUT TORQUE
1	10917	1	AXLE, DUAL, 62.5"-120", 20,000#, NON ADJUSTABLE
1	10911	1	AXLE, DUAL, 80"-120", 20,000#, NON ADJUSTABLE
1	10908	1	AXLE, DUAL, 88"-132", 20,000#, NON ADJUSTABLE
2	596174M	6	HH G5 5/8-11 X 7 MAGNI
3	596261M	12	WASHER, FLAT 5/8 MAGNI
4	596243M	6	NUT, TOPLOCK 5/8-11 MAGNI
5	710030	2	SPACER, DUAL, 13-3/4"
6	730029ASSY	2	Q881 HUB PACKAGE WITH LONG STUDS 20K



# ILLUSTRATED PARTS LIST

Axle Adjust, Duals, 45/76CM, 80/132", 84/144"





## ILLUSTRATED PARTS LIST

### Axle Adjust, Duals, 45/76CM, 80/132", 84/144" Parts List

ITEM	PART NO.	QTY.	DESCRIPTION
1	23955	1	AXLE RECEIVER
2	23958	2	80 - 132" ADJUSTABLE AXLE
2	26312	2	84 - 144" ADJUSTABLE AXLE
2	26994	2	45 - 76CM ADJUSTABLE AXLE
3	530024	1	GASKET, 3" EPDM
4	530443	1	FLANGE COUPLING 3"
5	540003	1	CLAMP, WORM SCREW 3"
6	596170M	4	BOLT, HH 5/8-11X2 GR5 MAGI
7	596177M	2	BOLT, HH 5/8-11X4.5 GR5 MAGI
8	596184M	2	BOLT, HH 3/4-11X2 GR5 MAGI
9	596210M	2	BOLT, HH 3/4-10X12 GR5 MAGI
10	596243M	6	NUT, TOPLOCK 5/8-11 G8 MAGNI
11	596259M	4	WASHER, FLAT 3/4 MAGNI
12	596626M	4	NUT, TOPLOCK 3/4-10 G8 MAGNI
13	800259	1	DECAL, CAUTION - TRACK FIRE

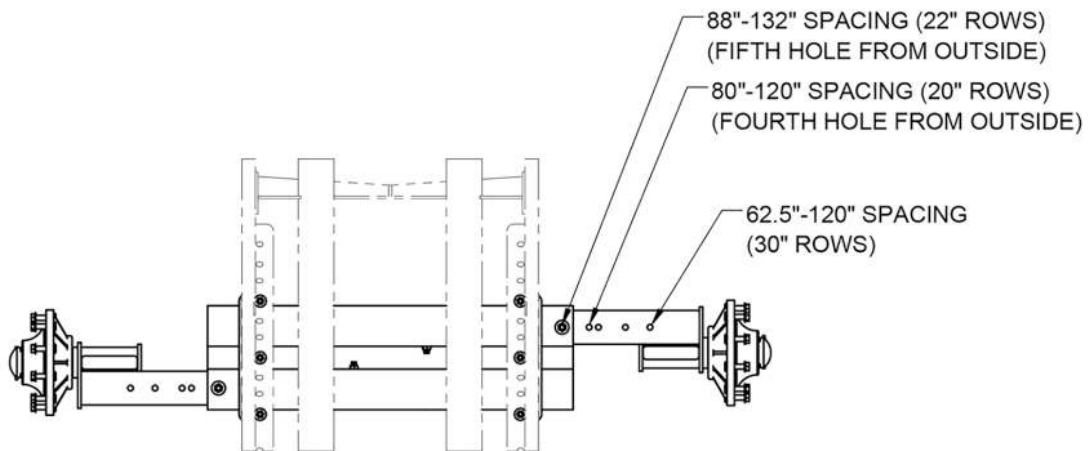
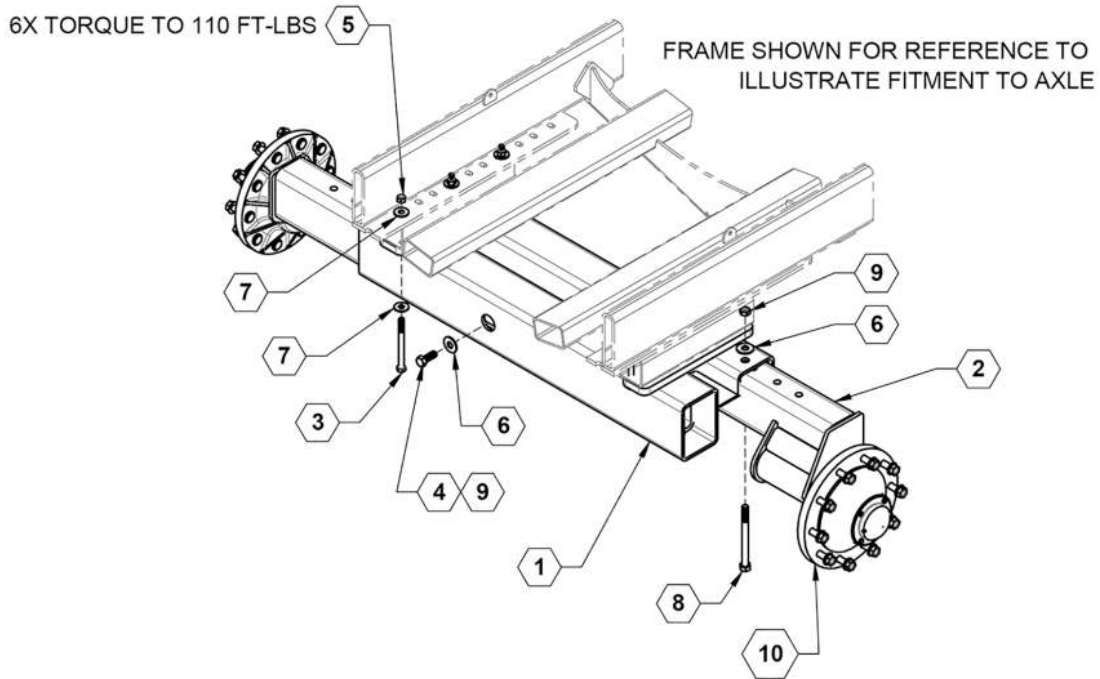


# ILLUSTRATED PARTS LIST

## Axle Adjust, Duals, 62.5/120", 80/120", 88/132"

NOTES:

1. BOLTS TO BE INSTALLED IN ORIENTATION SHOWN
2. BOLTS TO BE TIGHTENED WITH 1/2" IMPACT





## ILLUSTRATED PARTS LIST

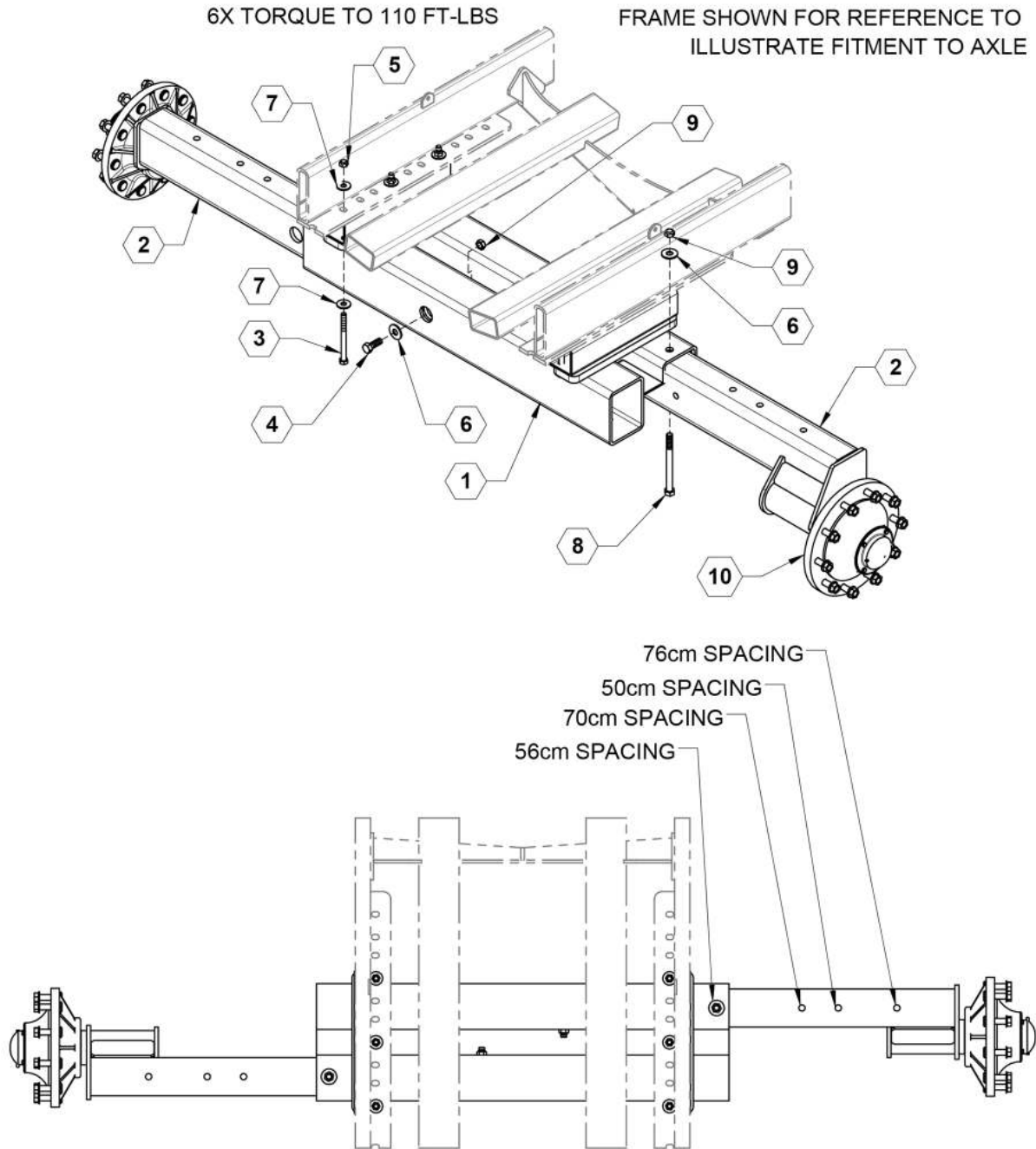
### Axle Adjust, Duals, 62.5/120", 80/120", 88/132" Parts List

ITEM	PART NO.	QTY.	DESCRIPTION
1	16061	1	RECEIVER, AXLE, DUAL
2	18386	2	AXLE, 20K ADJUSTABLE
3	596174M	6	BOLT, HH G5 5/8-11 X 7 MAGNI
4	596184M	2	BOLT, HH 3/4X2 GR5 MAGNI
5	596243M	6	NUT, TOPLOCK. 5/8-11 MAGNI
6	596259M	4	WASHER, FLAT 3/4 MAGNI
7	596261M	12	WASHER, FLAT 5/8 MAGNI
8	596488M	2	BOLT, HH 3/4-10 X 8-1/2 MAGNI
9	596626M	4	NUT, TOPLOCK. 3/4-10 MAGNI
10	730029ASSY	2	Q881 HUB PACKAGE WITH LONG STUDS 20K

## Axle Adjust, Duals, Metric, 50cm-76cm

NOTES:

1. BOLTS TO BE INSTALLED IN ORIENTATION SHOWN
2. BOLTS TO BE TIGHTENED WITH 1/2" IMPACT



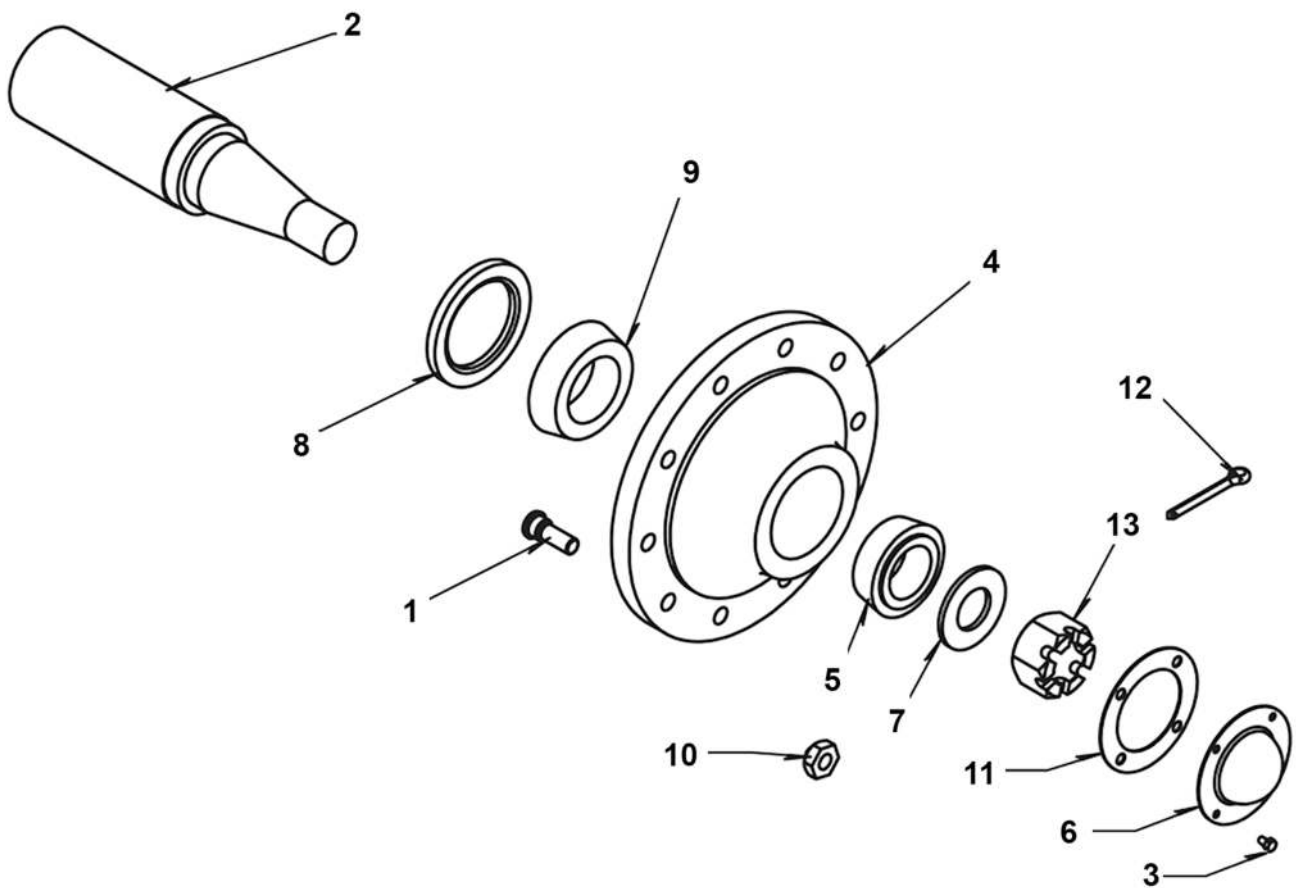


## ILLUSTRATED PARTS LIST

### Axle Adjust, Duals, Metric, 50cm-76cm Parts List

ITEM	PART NO.	QTY.	DESCRIPTION
1	16061	1	RECEIVER, AXLE, DUAL
2	27109	2	20K ADJUSTABLE AXLE
3	596174M	6	HH G5 5/8-11 X 7 MAGNI
4	596184M	2	BOLT, HH 3/4X2 GR5 MAGNI
5	596243M	6	NUT, TOPLOCK 5/8-11 MAGNI
6	596259M	10	WASHER, FLAT 3/4 MAGNI
7	596261M	12	WASHER, FLAT 5/8 MAGNI
8	596488M	2	BOLT, HH 3/4-10 X 8-1/2 MAGNI
9	596626M	4	NUT, TOPLOCK 3/4-10 G5 MAGNI
10	730029ASSY	2	Q881 HUB PACKAGE WITH LONG STUDS 20K

## Q881 Hub Assembly, 10 Bolt







## ILLUSTRATED PARTS LIST

### Q881 Hub Assembly, 10 Bolt Parts List

ITEM	PART NO.	QTY.	DESCRIPTION
	730029	1	Q881 HUB ASSEMBLY COMPLETE (ITEMS 1-13)
1	NI953035	10	WHEEL STUD
2	730007	1	SPINDLE, 20000 LB
3	730017	4	5/16 x 1/2" BOLT
4	730029	1	Q881 Hub Package, 20k
5	730037	1	FRONT BEARING
6	730039	1	HUB CAP
7	730040	1	WASHER
8	730041	1	SEAL
9	730043	1	REAR BEARING
10	730051	10	LUG NUT
11	730061	1	HUB CAP SEAL
12	COTTER PIN	1	COTTER PIN
13	2" SPINDLE NUT	1	2" CASTLE NUT

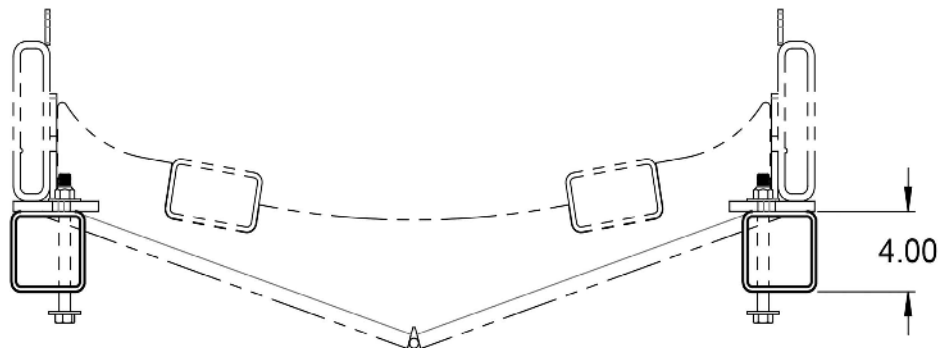
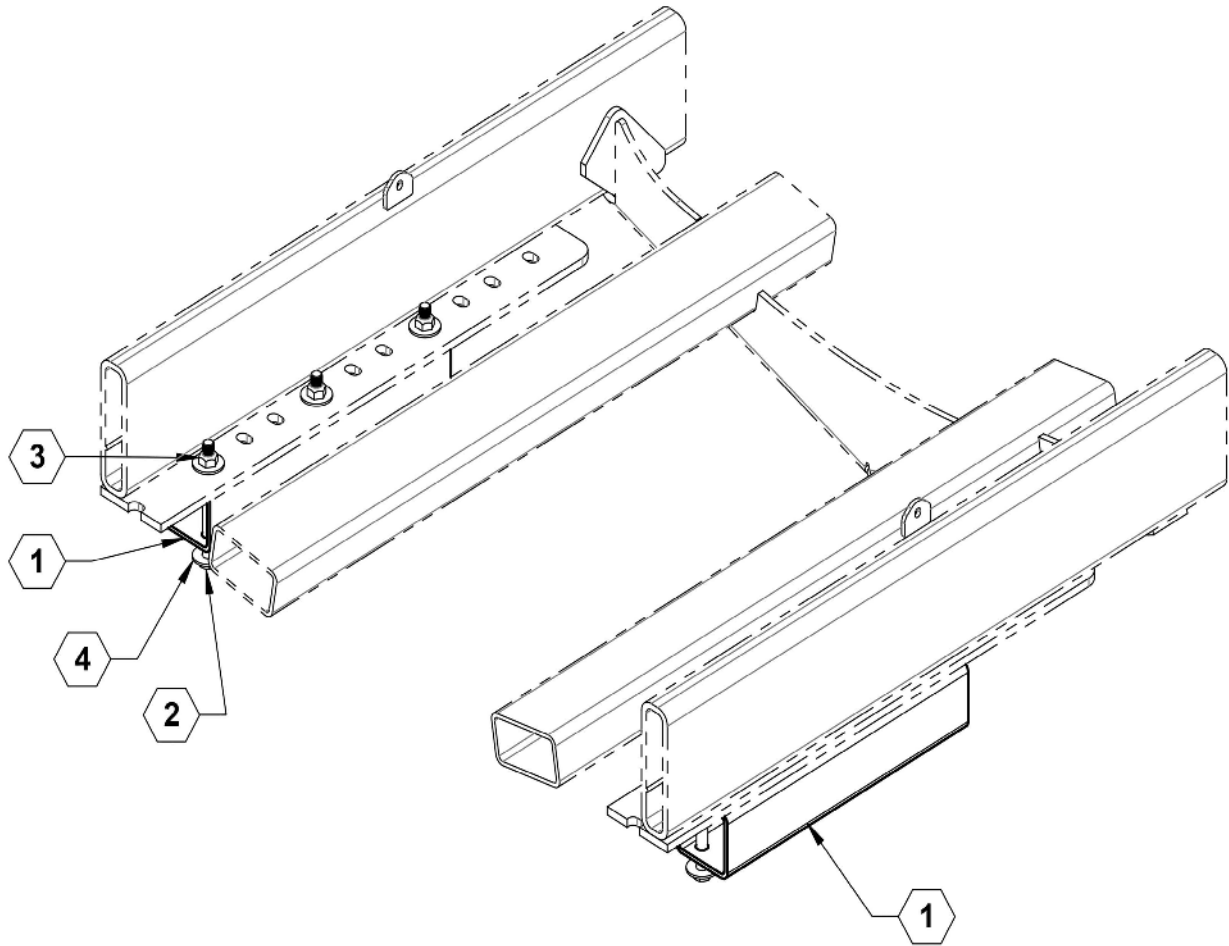


# ILLUSTRATED PARTS LIST

## 4 Inch Axle Spacer

NOTE:

1. MOUNTS BETWEEN AXLE WELDMENT AND FRAME



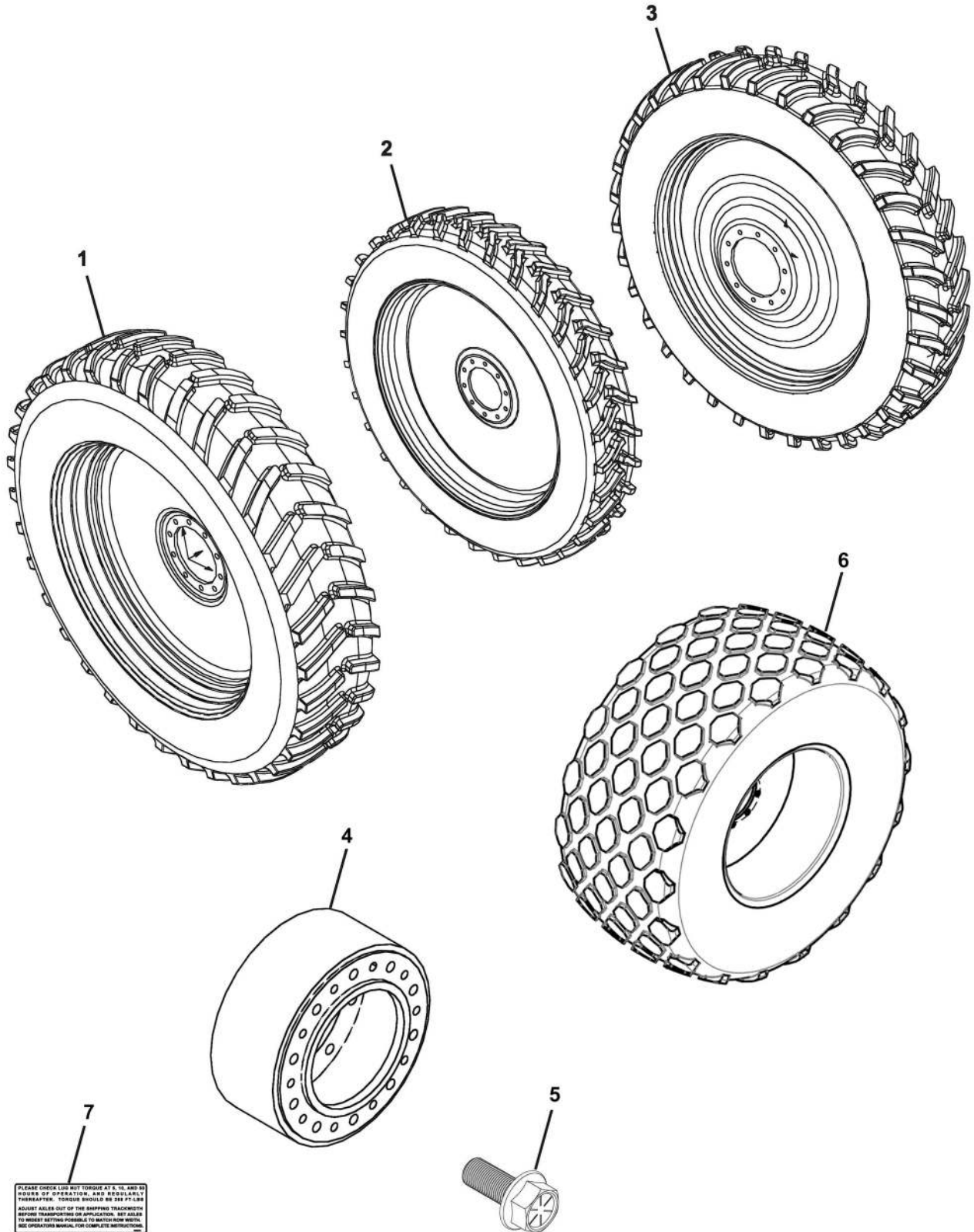


## ILLUSTRATED PARTS LIST

### 4 Inch Axle Spacer Parts List

ITEM	PART NO.	QTY.	DESCRIPTION
1	16457	2	TUBE, 4" AXLE RISER
2	596174M	6	BOLT, HH 5/8-11 X 7 G5 MAGNI
3	596243M	6	NUT, TOPLOCK 5/8-11 G8 MAGNI
4	596261M	12	WASHER, FLAT 5/8 MAGNI

## Tire and Rim



PLEASE CHECK LUB RIT TORQUE AT 8-10 AND 90 HOURS OF OPERATION, AND REGULARLY THEREAFTER. TORQUE SHOULD BE 288 FT-LBS. ADJUST AXLES OUT OF THE SHAPING TRACKS BEFORE TRANSPORT OR APPLICATION. BE SURE TO WASH WETTING POSSIBLE TO MATCH FOR WET. SEE OPERATOR MANUAL FOR COMPLETE INSTRUCTIONS.



## ILLUSTRATED PARTS LIST

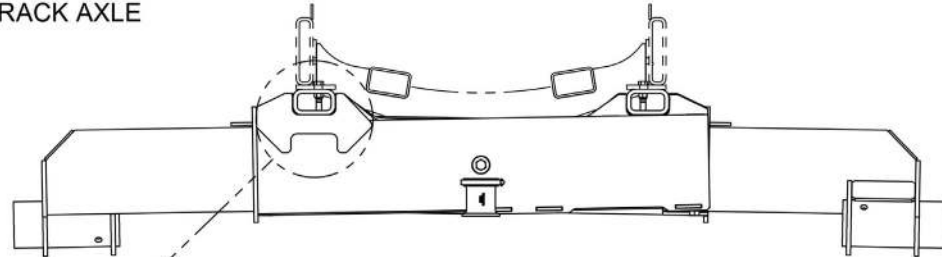
### Tire and Rim Parts List

ITEM	PART NO.	QTY.	DESCRIPTION
1	700177	1	480/80R50 TIRE/WHEEL SILVER, LH, LR176A8
1	700176	1	480/80R50 TIRE/WHEEL SILVER, RH, LR176A8
1	700175	1	480/80R50 TIRE/WHEEL YELLOW, LH, LR176A8
1	700174	1	480/80R50 TIRE/WHEEL YELLOW, RH, LR176A8
2	700173	1	380/90R46 TIRE/WHEEL SILVER, LH, LR168A8
2	700172	1	380/90R46 TIRE/WHEEL SILVER, RH, LR168A8
2	700171	1	380/90R46 TIRE/WHEEL YELLOW, LH, LR168A8
2	700170	1	380/90R46 TIRE/WHEEL YELLOW, RH, LR168A8
2	700097	1	380/90R46 TIRE/WHEEL JD GREEN, LH, LR168A8
2	700098	1	380/90R46 TIRE/WHEEL JD GREEN, RH, LR168A8
2	700179	1	380/90R54 TIRE/WHEEL YELLOW, LH, LR170A8
2	700178	1	380/90R54 TIRE/WHEEL YELLOW, RH, LR170A8
2	700181	1	380/90R54 TIRE/WHEEL, SILVER, LH, LR170A8
2	700180	1	380/90R54 TIRE/WHEEL, SILVER RH, LR170A8
3	700135	2	380/90R46 TIRE/WHEEL DUAL YELLOW LH 20H, LR149
3	700136	2	380/90R46 TIRE/WHEEL DUAL YELLOW RH 20H, LR149
3	700137	2	380/90R54 TIRE/WHEEL DUAL YELLOW LH 20 H, LR152
3	700138	2	380/90R54 TIRE/WHEEL DUAL YELLOW RH 20 H, LR152
3	700139	2	380/90R46 TIRE/WHEEL DUAL SILVER LH 20H, LR149
3	700140	2	380/90R46 TIRE/WHEEL DUAL SILVER RH 20H, LR149
3	700141	2	380/90R54 TIRE/WHEEL DUAL SILVER LH 20H, LR152
3	700142	2	380/90R54 TIRE/WHEEL DUAL SILVER RH 20H, LR152
4	710031	2	5.00" DUALS SPACER, FOR 80-120 FT TRACK WIDTH
4	710032	2	7.00" DUALS SPACER, FOR 88-132 FT TRACK WIDTH
4	710030	2	13.75" DUALS SPACER, FOR 62.5-120 FT TRACK WIDTH
5	590258	20	HUB SPACER BOLT, FOR OUTER DUAL, .750 NC X 1.50 YZ
6	700158	2	TIRE TITAN 30.5LR32 TORC-TRAC
6	700157	2	WHEEL 27X32, 0" OFFSET SILVER
6	700164	2	WHEEL 27X32, 0" OFFSET YELLOW
7	800253	2	DECAL, WHEEL LUG NUT TORQUE

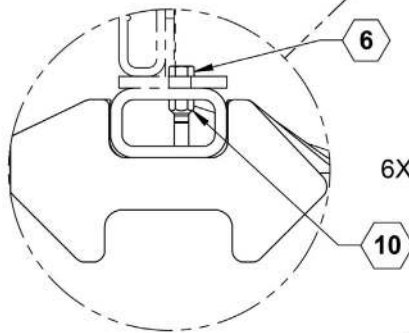
## Adjustable Track Axle

**NOTES:**

1. BOLTS TO BE INSTALLED IN ORIENTATION SHOWN
2. BOLTS TO BE TIGHTENED WITH 1/2" IMPACT
3. ADD 3" FLANGE COUPLING TO BOTTOM OF SUMP ON TANK ABOVE THE 3" FLANGE SWEEP MANIFOLD TO CLEAR THE BOTTOM OF TRACK AXLE

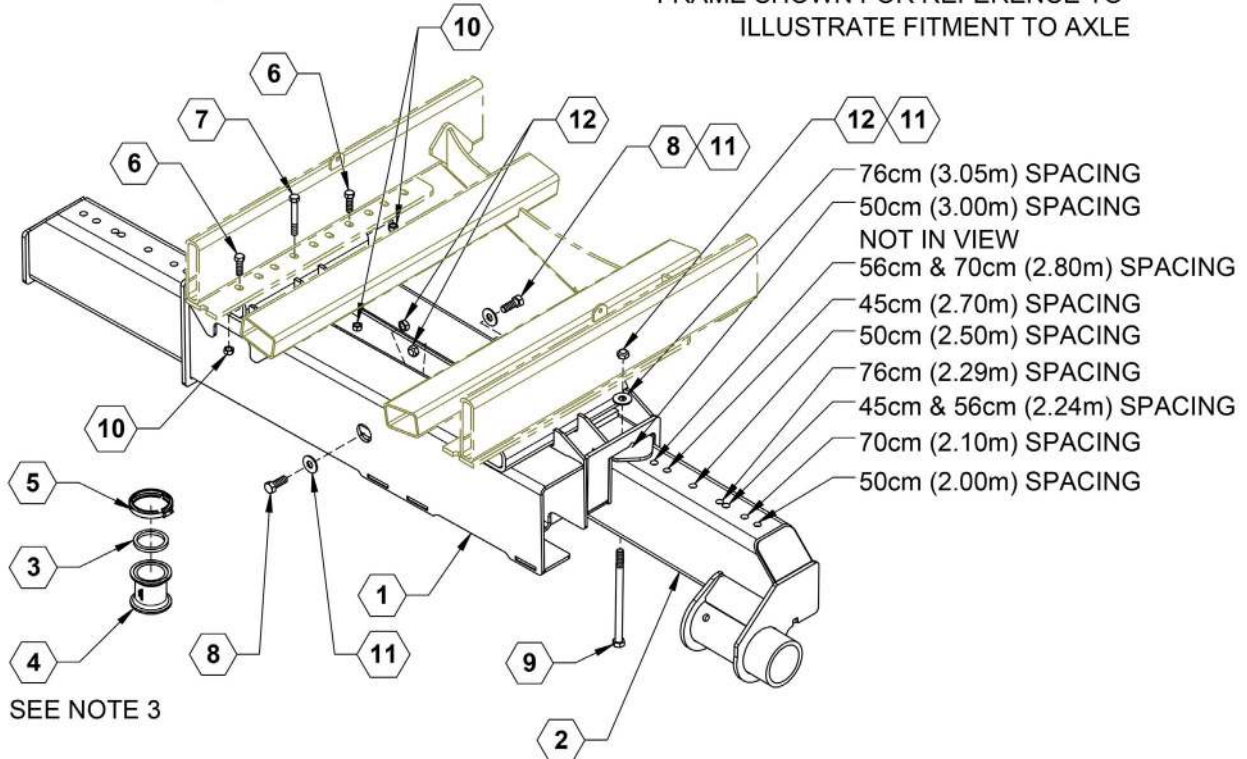


FRONT VIEW



6X TORQUE TO 110 FT-LBS

FRAME SHOWN FOR REFERENCE TO ILLUSTRATE FITMENT TO AXLE

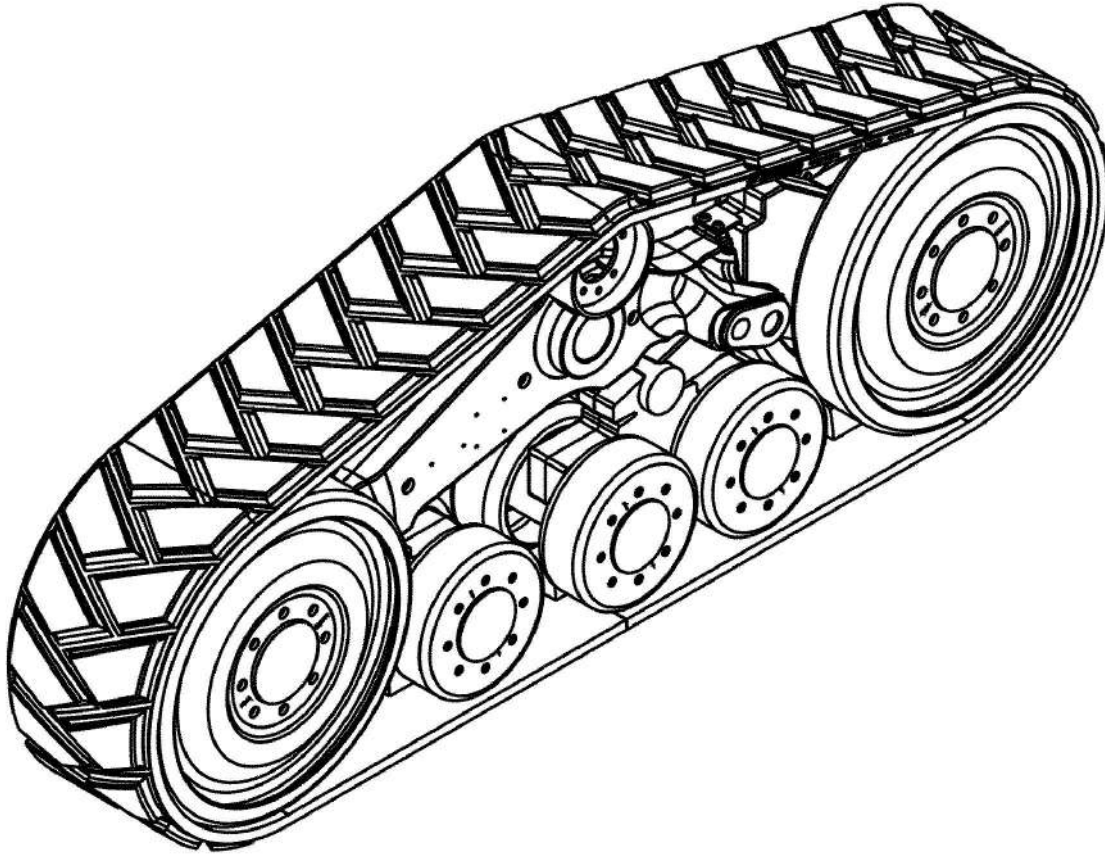




## ILLUSTRATED PARTS LIST

### Adjustable Track Axle Parts List

ITEM	PART NO.	QTY.	DESCRIPTION
1	23955	1	AXLE RECEIVER
2	23958	2	ADJUSTABLE TRACK AXLE, 80" - 132"
2	26312	2	ADJUSTABLE TRACK AXLE, 84" - 144"
2	27948	2	ADJUSTABLE TRACK AXLE, 45-76cm
3	530024	1	GASKET, 3" EPDM
4	530443	1	FLANGE COUPLING 3"
5	540003	1	CLAMP, WORM SCREW 3"
6	596170M	4	BOLT, HH 5/8-11X2 GR5 MAGNI
7	596177M	2	BOLT, HH 5/8-11X4.5 GR5 MAGNI
8	596184M	2	BOLT, HH 3/4X2 GR5 MAGNI
9	596210M	2	BOLT, HH 3/4-10 X 12 GR5 MAGNI
10	596243M	6	NUT, TOPLOCK 5/8-11 G8 MAGNI
11	596259M	4	WASHER, FLAT 3/4 MAGNI
12	596626M	4	NUT, TOPLOCK 3/4-10 G5 MAGNI
13	800259	1	DECAL, CAUTION - TRACK FIRE

**Camso Tracks****Camso Tracks Parts List**

ITEM	PART NO.	QTY.	DESCRIPTION
1	700206	AR	CAMSO TTS 40-1511, GREY
1	700202	AR	CAMSO TTS 40-1511, YELLOW
1	800259	1	DECAL, CAUTION - TRACK FIRE





# ILLUSTRATED PARTS LIST

---



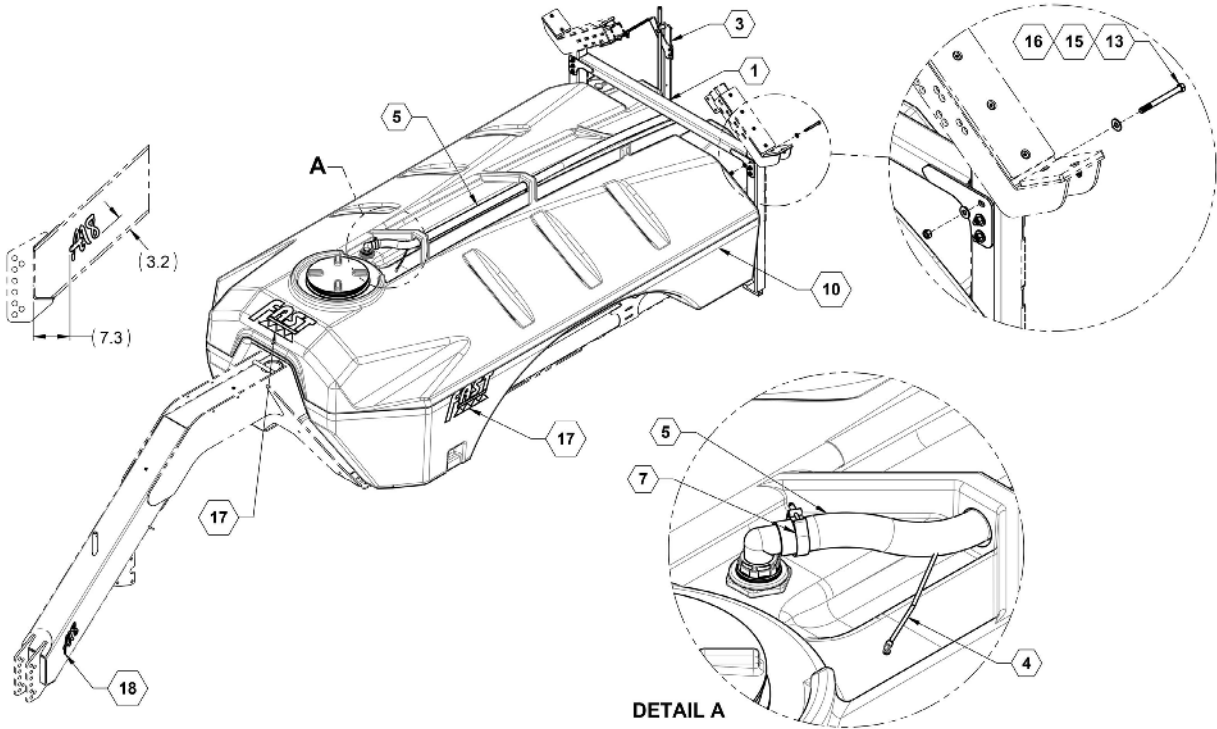


# ILLUSTRATED PARTS LIST

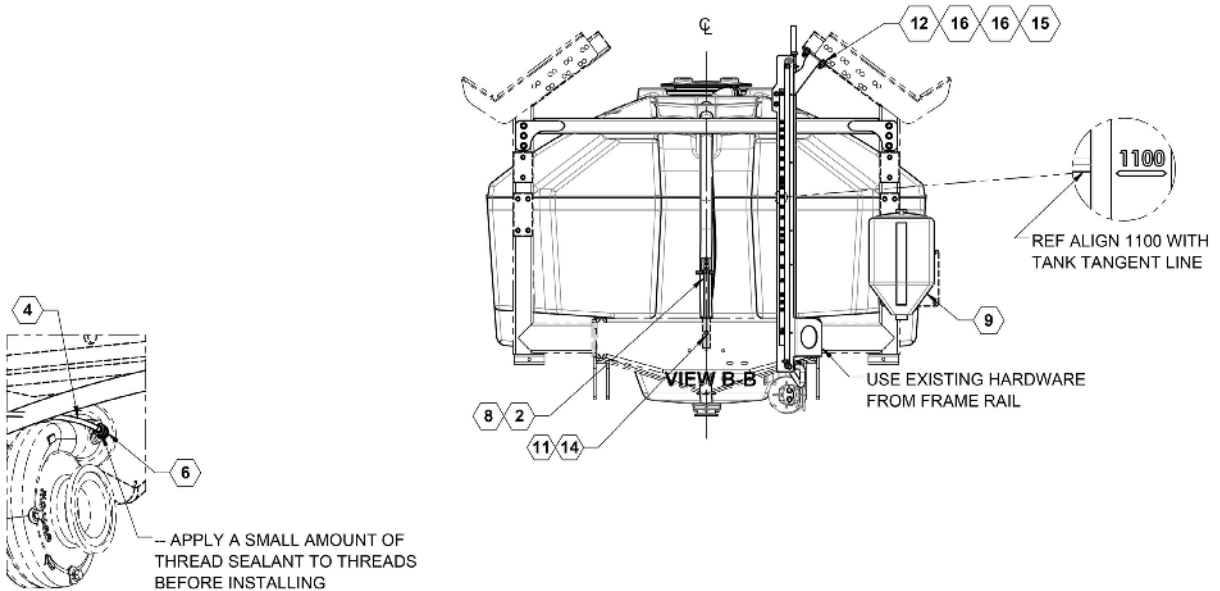
## 1800 Gallon Tank

**NOTE:**

1. APPLY 800181 AND 800195 AT ASSEMBLY
2. INSTALL 26441 AFTER TANK IS INSTALLED



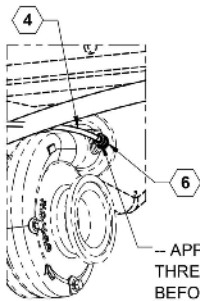
DETAIL A



VIEW B-B

USE EXISTING HARDWARE FROM FRAME RAIL

REF ALIGN 1100 WITH TANK TANGENT LINE



-- APPLY A SMALL AMOUNT OF  
 THREAD SEALANT TO THREADS  
 BEFORE INSTALLING  
 --PUSH HOSE INTO FITTING ON  
 PUMP - ENSURE HOSE ALWAYS  
 GOES UPWARD, AND HAS NO DIPS



## ILLUSTRATED PARTS LIST

### 1800 Gallon Tank Parts List

ITEM	PART NO.	QTY.	DESCRIPTION
1	26441	1	TANK HOLD DOWN, 1800 GALLON
2	27867	1	SMV MOUNT
3	28012/28013	1	ASSEMBLY, SIGHT GAUGE A18/A16
4	510023	1	HOSE, 1/4" POLY BLACK 19FT
5	510025	1	HOSE, 2" CLEAR PVC SUCTION 60 X 15FT
6	530003	1	ELBOW, MALE 1/4"X1/8"
7	540007	1	CLAMP, HOSE 2" T-BOLT
8	540020	1	CLAMP, 3-1/2" SS
9	570097	1	TANK 10 GALLON, YELLOW
10	570155TNK	1	TANK 1800, WHITE, APPLICATOR FITTINGS, NO DECAL
10	570153TNK	1	TANK 1800 (YELLOW) APPLICATOR FITTING, NO DECAL
11	596152M	1	BOLT, HH 1/2X1 GR5 MAGNI
12	596153M	2	BOLT, HH 1/2-13X1-1/2 GR5 MAGNI
13	596161M	6	BOLT, HH 1/2X5-1/2 GR5 MAGNI
14	596223M	1	NUT, HEX JAM 1/2-13 MAGNI
15	596239M	8	NUT, CENTERLOCK, 1/2-13 MAGNI
16	596260M	16	WASHER, FLAT 1/2 MAGNI
17	800181	3	FAST TANK LOGO
18	800229	2	DECAL, A18 SILVER

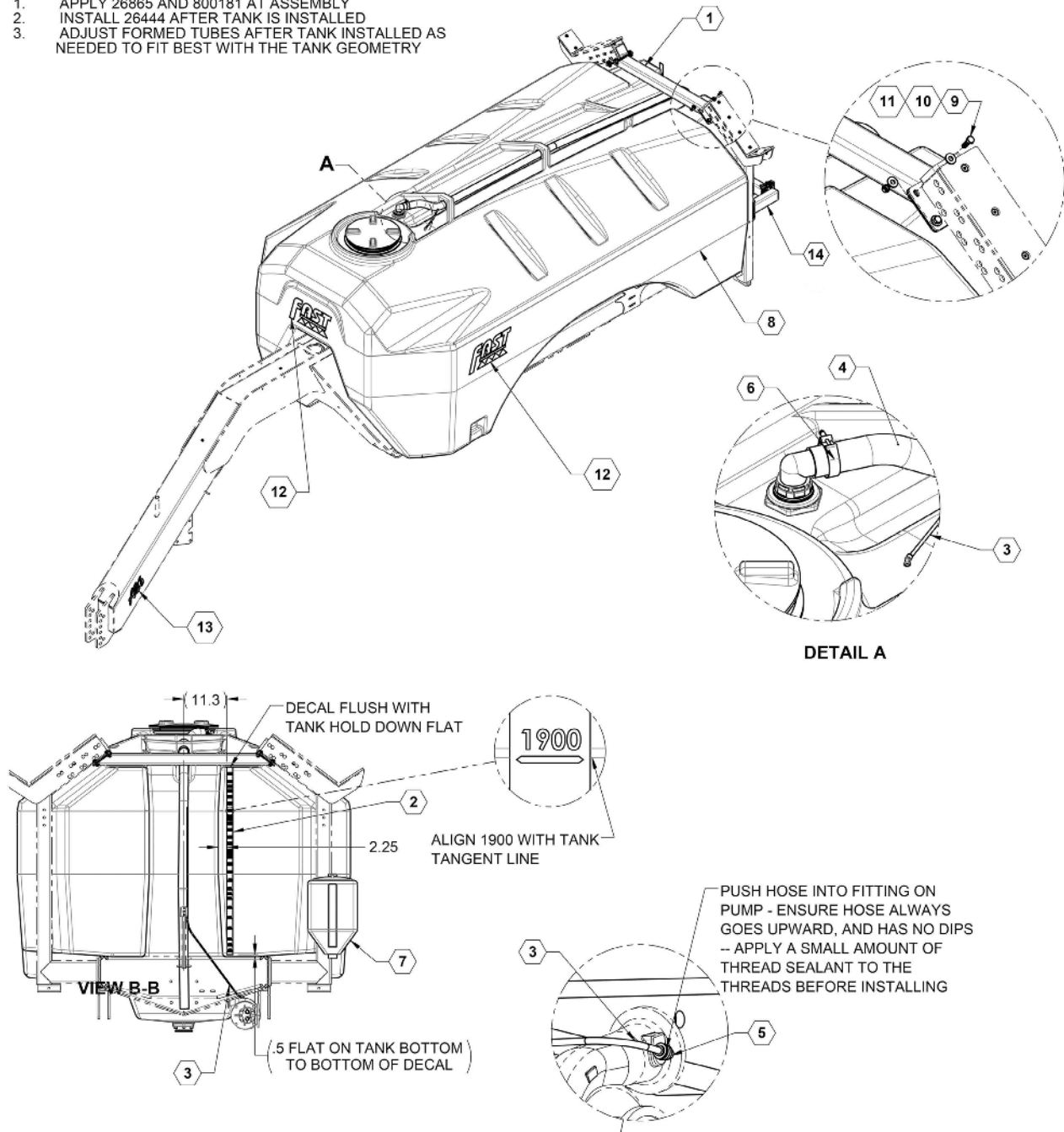


# ILLUSTRATED PARTS LIST

## 2650 Gallon Tank

NOTE:

1. APPLY 26865 AND 800181 AT ASSEMBLY
2. INSTALL 26444 AFTER TANK IS INSTALLED
3. ADJUST FORMED TUBES AFTER TANK INSTALLED AS NEEDED TO FIT BEST WITH THE TANK GEOMETRY





## ILLUSTRATED PARTS LIST

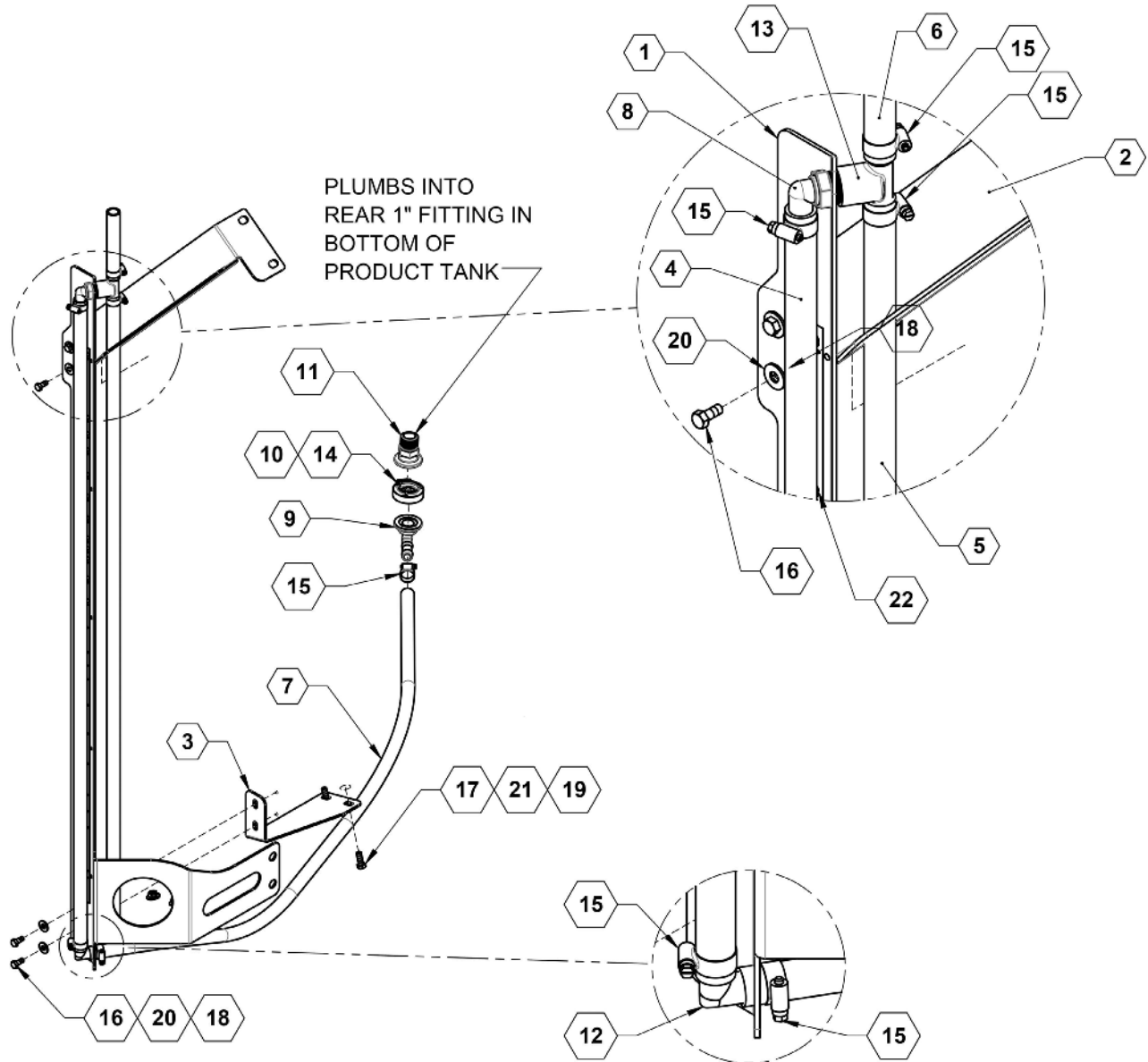
### 2650 Gallon Tank Parts List

ITEM	PART NO.	QTY.	DESCRIPTION
1	26444	1	UPPER TANK HOLD DOWN
2	26865	1	DECAL. 2600 GALLON, 2018
2	28012 / 28013	1	A18 / A26 SIGHT GAUGE ASSEMBLY
3	510023	1	HOSE, 1/4" POLY BLACK 19'
4	510025	1	2" CLEAR PVC SUCTION HOSE 60 x 15'
5	530003	1	ELBOW, MALE 1/4"X1/8"
6	540007	1	CLAMP, HOSE 2" T-BOLT
7	570092	1	TANK 10 GALLON, WHITE
7	570097	1	TANK 10 GALLON, YELLOW
8	570156TNK	1	TANK 2650 (White) APPLICATOR FIT NO DECAL
8	570154TNK	1	TANK 2600 (Yellow) APPLICATOR FITTING, NO DECAL
9	596153M	7	BOLT, HH 1/2-13X1-1/2 GR5 MAGNI
10	596239M	8	NUT, CENTERLOCK, 1/2-13 MAGNI
11	596260M	16	WASHER, FLAT 1/2 MAGNI
12	800181	3	FAST TANK LOGO
13	800230	2	DECAL, A26 SILVER
14	27885	1	TANK SUPPORT ASSEMBLY

## Sight Gauge Assembly

**NOTES:**

1. REFERENCE DRAWING 26745 OR 26863 TO SEE INSTALLED VIEW
2. APPLY PIPE DOPE TO PIPE THREADS BEFORE ASSEMBLY





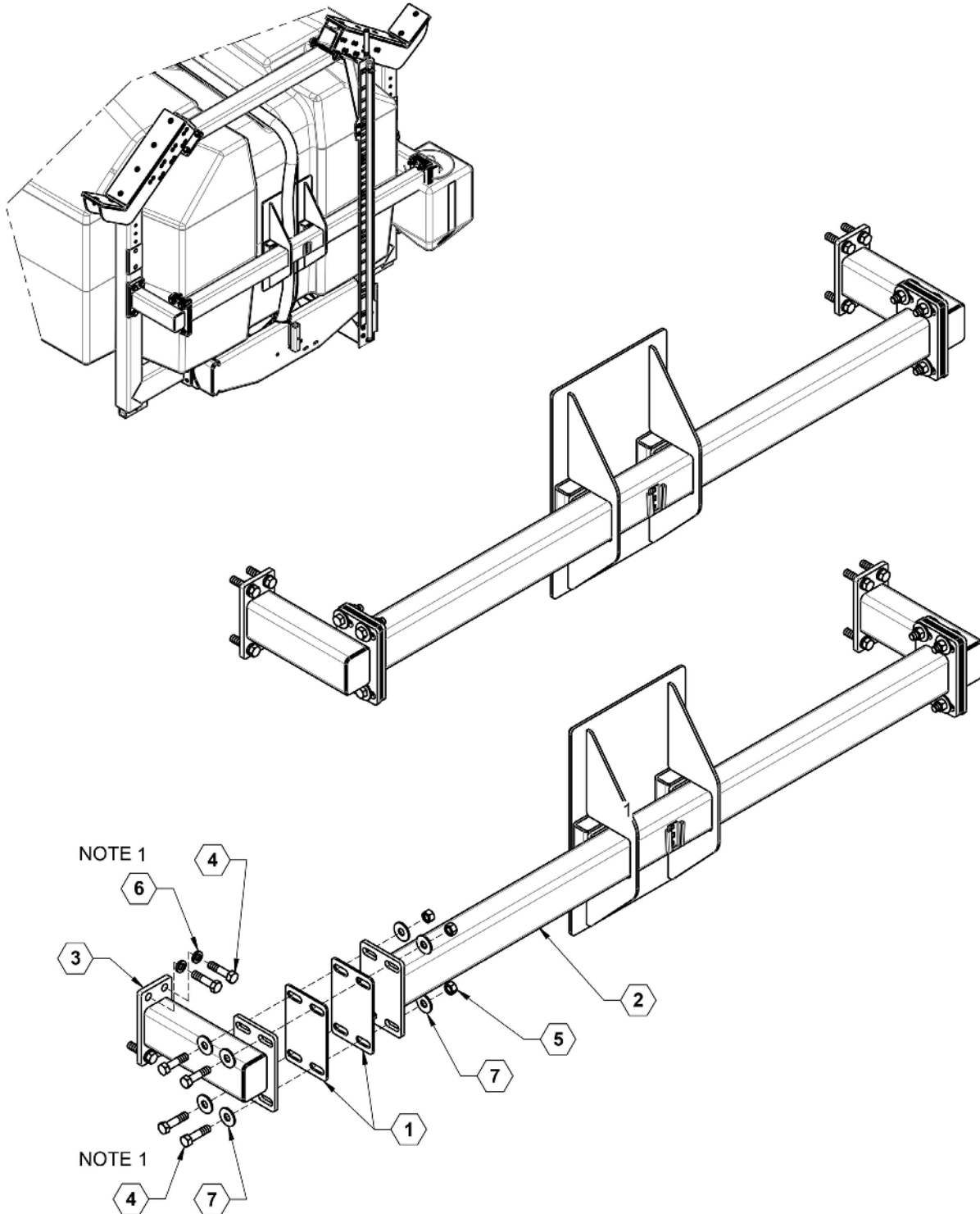
## ILLUSTRATED PARTS LIST

### Sight Gauge Assembly Parts List

ITEM	PART NO.	QTY.	DESCRIPTION
1	28010	1	FORMED SIGHT GAGE A18
1	28011	1	FORMED SIGHT GAGE A26
2	28127	1	PLATE, SIGHT GAUGE UPPER
3	28162	1	PLATE, LOWER MOUNT SIGHT GAUGE
4	510006	1	HOSE VINYL CLEAR 3/4" X 59.75"
5	510006	1	HOSE VINYL CLEAR 3/4" X 58"
6	510006	1	HOSE VINYL CLEAR 3/4" X 6"
7	510019	1	HOSE 3/4" EPDM X 55"
8	530040	1	HOSE SHANK, 3/4" MPT X 3/4" HB 90°
9	530060	1	MANIFOLD 1" X 3/4" HB 90°
10	530068	1	GASKET, 1" EPDM
11	530069	1	FLANGE, 1" MANIFOLD X 1" MPT
12	530214	1	HOSE BARB
13	530220	1	FITTING, 3/4" FPT X 3/4" HB TEE
14	540000	1	CLAMP, WORM SCREW 1"
15	540013	6	CLAMP, HOSE SS 3/4" #12
16	596114M	4	BOLT, HH 5/16-18X3/4 GR5 MAGNI
17	596128M	2	BOLT, HH 3/8-16X1 GR5 MAGNI
18	596236M	4	NUT, CENTERLOCK, 5/16-18 MAGNI
19	596237M	2	NUT, CENTERLOCK 3/8-16 MAGNI
20	596257M	8	WASHER, FLAT 5/16 MAGNI
21	596258M	4	WASHER, FLAT 3/8 MAGNI
22	800283	1	DECAL, 1800 GALLON LEVEL
22	800284	1	DECAL, 2600 GALLON LEVEL

## Tank Support Assembly

NOTE:  
1. TORQUE TO 110 FT-LBS +/- 10 FT-LBS







## ILLUSTRATED PARTS LIST

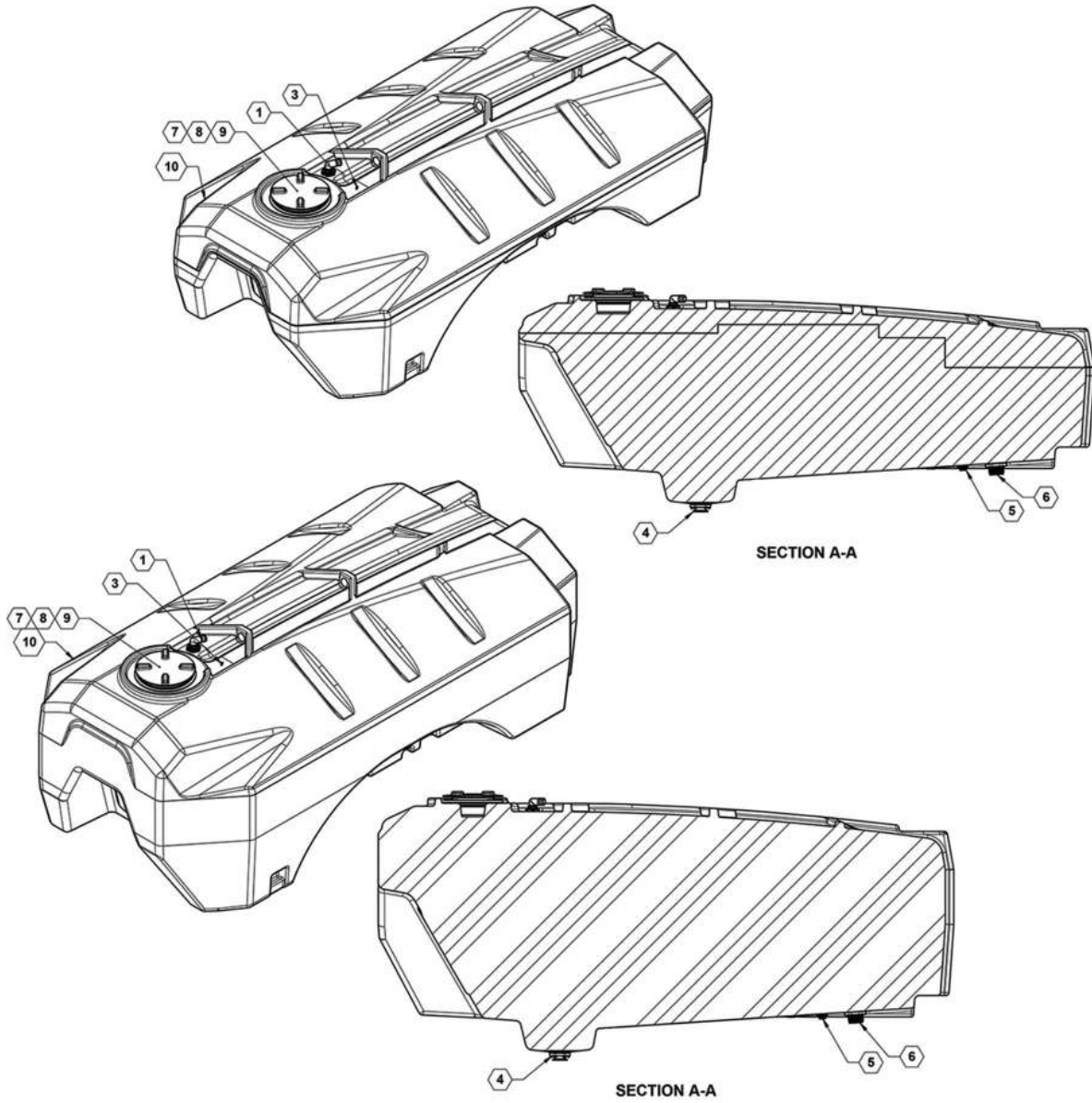
### Tank Support Assembly Parts List

ITEM	PART NO.	QTY.	DESCRIPTION
1	27781	4	PLATE, SUPPORT SHIM
2	27785	1	REAR SUPPORT
3	27884	2	SUPPORT STANDOFF
4	596171M	16	BOLT, HH 5/8-11X2.5 GR5 MAGNI
5	596216M	8	NUT, HEX 5/8-11 MAGNI
6	596253M	8	LOCKWASHER 5/8 MAGNI
7	596261M	16	WASHER, FLAT 5/8 MAGNI



# ILLUSTRATED PARTS LIST

## 1800 and 2650 Gallon Tank Fittings





## ILLUSTRATED PARTS LIST

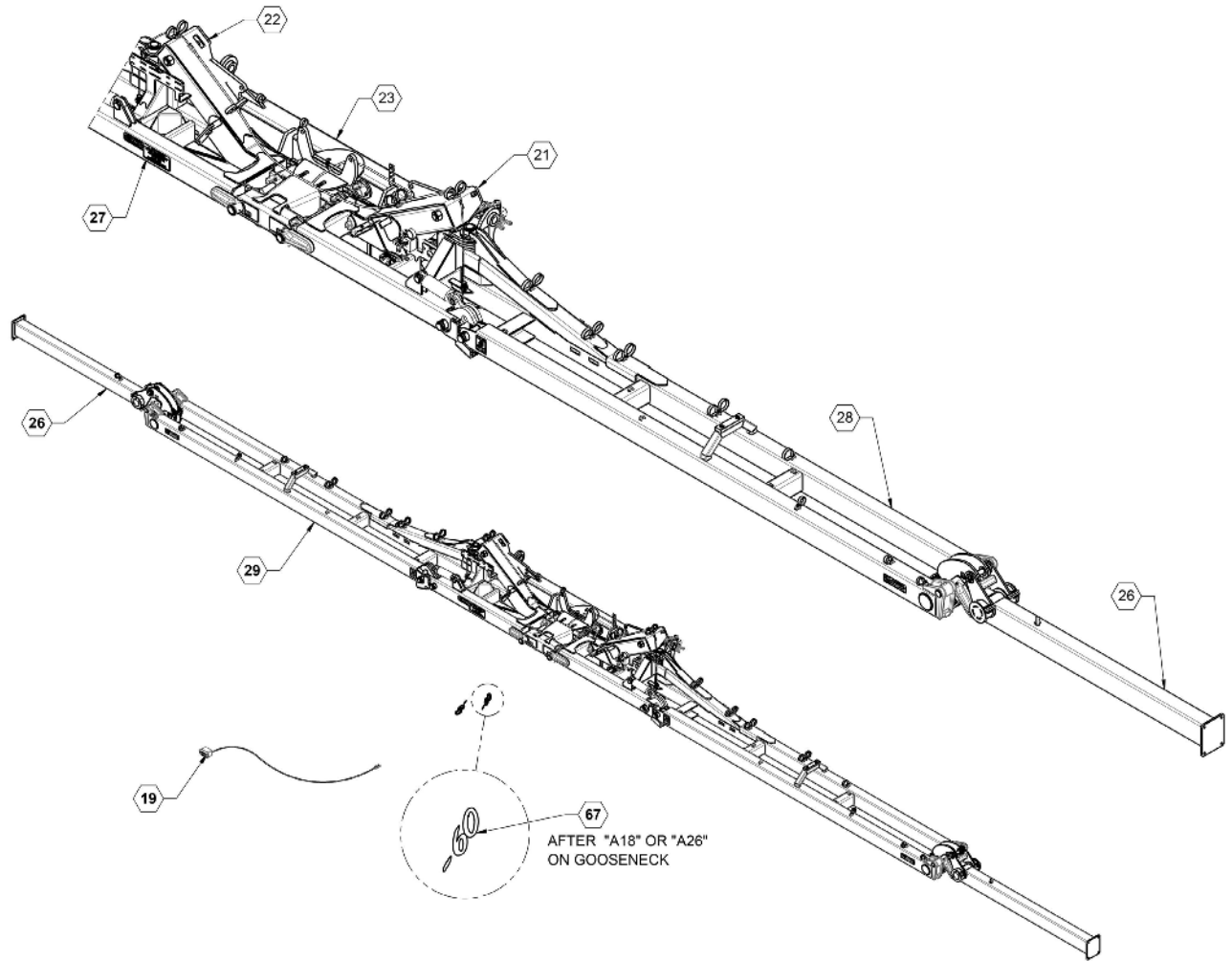
### 1800 and 2650 Gallon Tank Fittings Parts List

ITEM	PART NO.	QTY.	DESCRIPTION
1	90SAFCOV	1	FERTILIZER TANK, VENTED OVERFLOW
3	530004	1	CONNECTOR, 90° 1/4" TUBE X 1/4" NPT
4	530120	1	3" BOTTOM DRAIN
5	530161	1	1" BULKHEAD FITTING
6	530452	1	3" MANIFOLD X 3" NPT TANK FITTING
7	570120	1	O-RING
8	570121	1	FLAT GASKET
9	570123	1	NON VENTED TANK LID
10	570143	1	TANK 1800 (YELLOW) APPLICATOR FITTING, NO DECAL
10	570145	1	TANK 1800 (WHITE) APPLICATOR FITTING, NO DECAL
10	570142	1	TANK 2650 (YELLOW) APPLICATOR FITTING, NO DECAL
10	570144	1	TANK 2650 (WHITE) APPLICATOR FITTING, NO DECAL



# ILLUSTRATED PARTS LIST

## 60 Foot Bare Toolbar Assembly





## ILLUSTRATED PARTS LIST

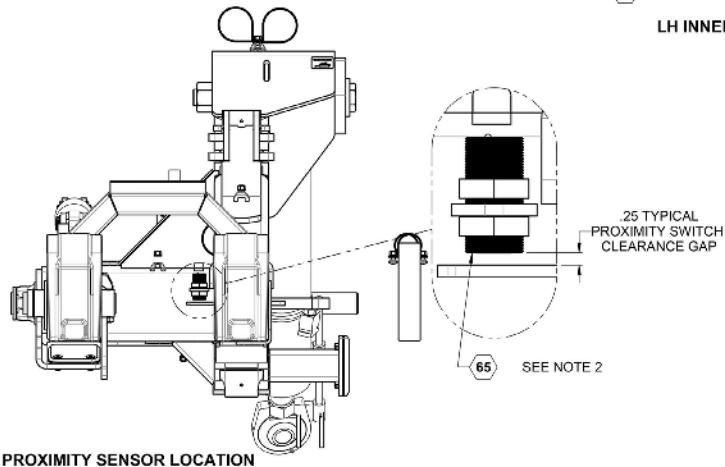
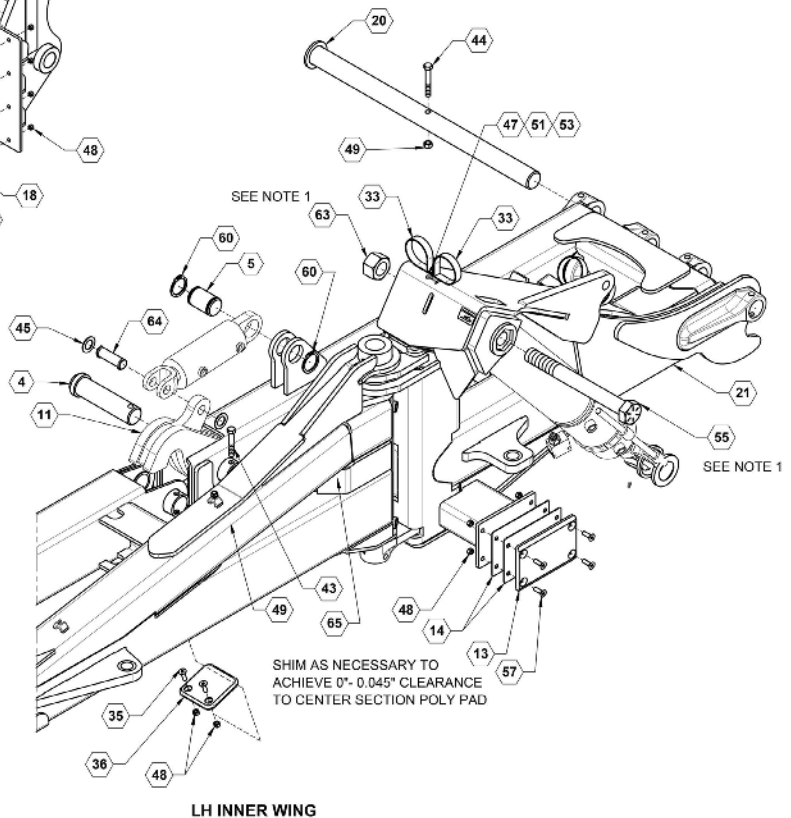
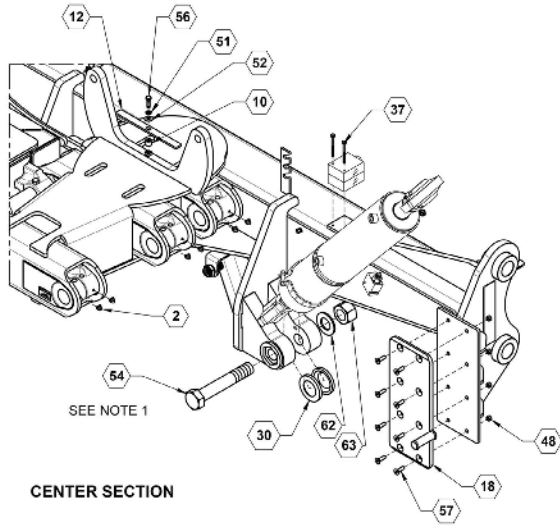
### 60 Foot Bare Toolbar Assembly Parts List

ITEM	PART NO.	QTY.	DESCRIPTION
19	26023	1	ASSY, STANDARD HYDRAULICS
21	26360	1	WLDMNT, LH INNER WING
22	26361	1	WLDMNT, RH INNER WING
23	26386	1	WLDMNT, CENTER TOOLBAR
26	26910	2	WLDMNT, 60' FLIP WING
27	26961	1	DECALS, TOOLBAR
28	27070	1	WLDMNT, LH MAIN WING
29	27071	1	WLDMNT, RH MAIN WING
67	800231	2	DECAL, -60 SILVER

## 60 Foot Bare Toolbar Assembly

**NOTES:**

1. TORQUE TO 400FT-LBS. USE 6 DROPS OF BLUE LOCTITE
2. SNUG NUTS WITH WRENCH - DO NOT OVER TIGHTEN





## ILLUSTRATED PARTS LIST

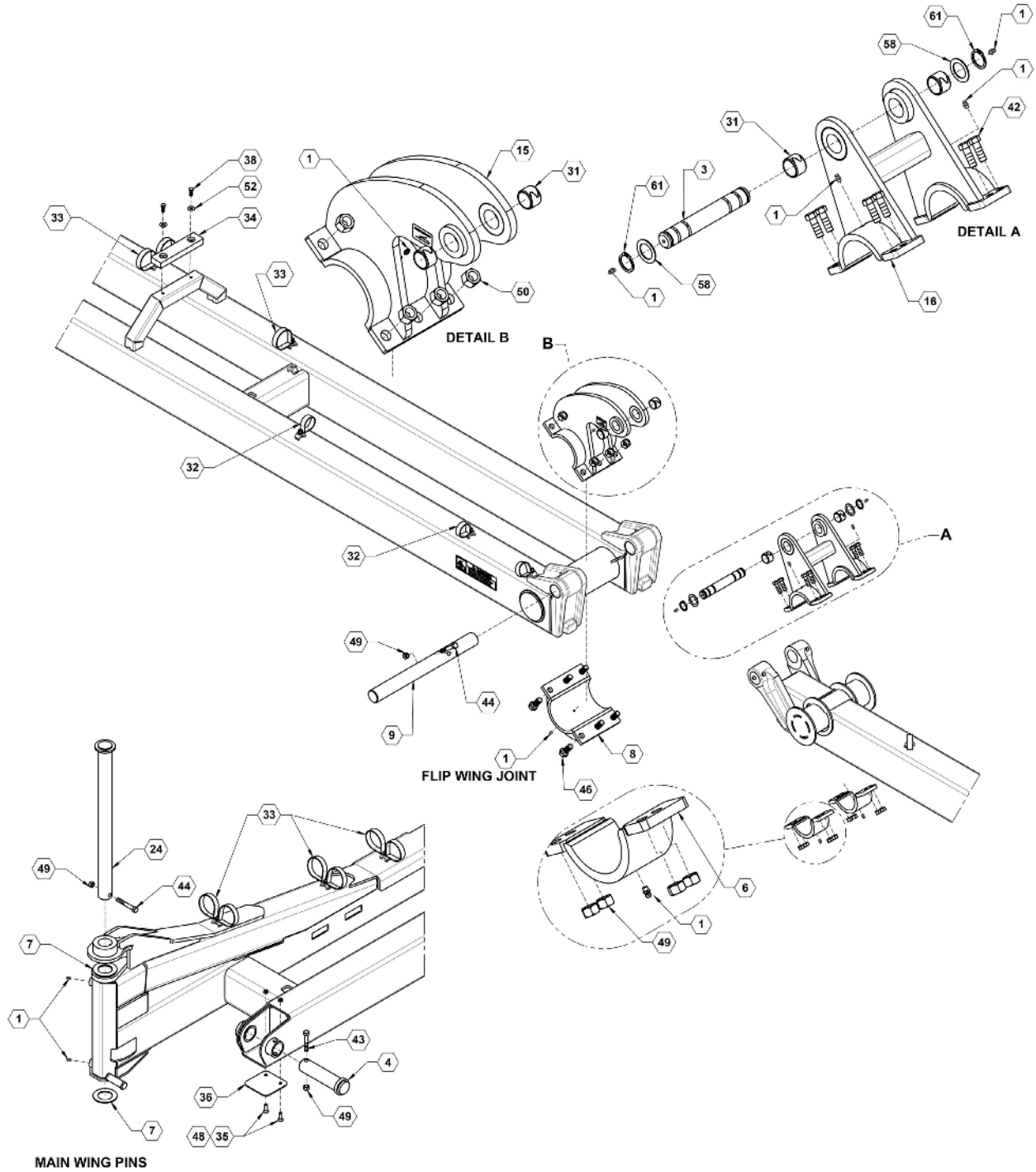
### 60 Foot Bare Toolbar Assembly Parts List

ITEM	PART NO.	QTY.	DESCRIPTION
2	761	12	ZERK, 90°, 1/4-28 STRAIGHT PIPE THREAD
4	15155	4	WLDMT, LATCH PIN
5	15179	2	PIN, LATCH CYLINDER BASE
10	15566	1	SPACER, HOSE BRACKET
11	15630	2	LATCH WLDMNT
12	15844	1	PLATE, HOSE HOLDER
13	21090	2	PAD, UHMW, WING BUMP
14	21091	4	PLATE, BUMP PAD SHIM
18	21922	2	UHMW, CENTER LOWER BUMP PAD
20	26165	2	WLDMNT, WING PIVOT PIN
21	26360	1	WLDMNT, LH INNER WING
30	27918	4	UHMW, CYLINDER SPACER RING
33	540052	28	P-CLAMP, 3" W/3/8" HOLE
35	590133	8	BOLT, FHSCS 3/8 X 1-1/4 SS
36	590265	4	PLATE, WEAR
37	596110M	2	BOLT, HH 1/4-20 X 3 MAGNI
43	596156M	4	BOLT, HH 1/2 X 3 GR5 MAGNI
44	596157M	6	BOLT, HH 1/2X3-1/2 GR5 MAGNI
45	596179M	4	BUSHING, MACHINED 1" X 14GA MAGNI
47	596213M	26	NUT, HEX 3/8-16 MAGNI
48	596237M	37	NUT, CENTERLOCK 3/8-16 MAGNI
49	596239M	26	NUT, CENTERLOCK, 1/2-13 MAGNI
51	596250M	27	LOCKWASHER, 3/8 MAGNI
52	596258M	7	WASHER, FLAT 3/8 MAGNI
53	596592M	26	BOLT, CARRIAGE 3/8-16 X 1 MAGNI
54	596593M	2	BOLT, HH G8 1-1/2-6 X 9 MAGNI
55	596594M	2	BOLT, HH G8 1-1/2-6 X 14 MAGNI
56	596635M	1	BOLT, HH 3/8-16 x 1-1/4 MAGNI
57	596726M	24	BOLT, FHSCS 3/8-16 X 1-1/4 MAGNI
60	596747M	4	SNAP RING, 2" MAGNI
62	596811M	2	WASHER, FLAT 1-1/2 MAGNI
63	596813M	4	NUT, HEX 1-1/2-6 GR8 MAGNI
64	620072	1	PIN, CYLINDER, 1" X 3-3/8", KIT PKG OF 2
65	632048	4	PROXIMITY SWITCH 10MM SENSE



# ILLUSTRATED PARTS LIST

## 60 Foot Bare Toolbar Assembly





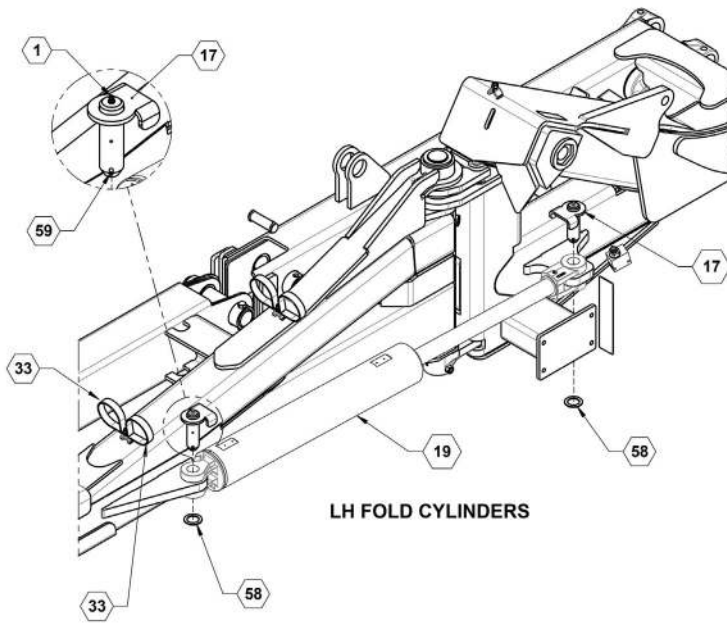


## ILLUSTRATED PARTS LIST

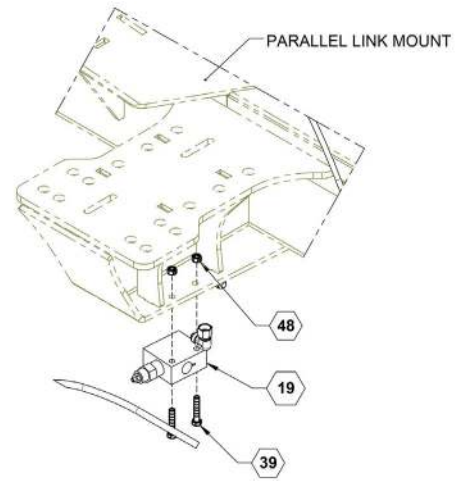
### 60 Foot Bare Toolbar Assembly Parts List

ITEM	PART NO.	QTY.	DESCRIPTION
1	759	30	ZERK, 1/4-28 STRAIGHT PIPE THREAD
3	15137	2	PIN, FLIP WING LINKAGE
4	15155	4	WLDMT, LATCH PIN
6	15232	4	LINKAGE BASE WLDMNT
7	15277	4	WASHER, STAINLESS STEEL
8	15537	2	LINKAGE BASE WLDMNT
9	15539	2	PIN, FLIP WING
15	21092	2	WLDMT, FLIP LINKAGE MAIN
16	21094	2	WLDMT, OUTER FLIP LINKAGE
24	26405	2	WLDMNT, MAIN PIN
31	530291	8	BUSHING, 1-1/4" I.D. x 1" LG
32	540051	10	P-CLAMP, 2" W/3/8" HOLE
33	540052	28	P-CLAMP, 3" W/3/8" HOLE
34	590065	2	BUMPER PAD, WING REST
35	590133	8	BOLT, FHSCS 3/8 X 1-1/4 SS
36	590265	4	PLATE, WEAR
38	596128M	4	BOLT, HH 3/8-16 X 1 GR5 MAGNI
42	596153M	16	BOLT, HH 1/2-13X1-1/2 GR5 MAGNI
43	596156M	4	BOLT, HH 1/2 X 3 GR5 MAGNI
44	596157M	6	BOLT, HH 1/2X3-1/2 GR5 MAGNI
46	596184M	12	BOLT, HH 3/4X2 GR5 MAGNI
48	596237M	37	NUT, CENTERLOCK 3/8-16 MAGNI
49	596239M	26	NUT, CENTERLOCK, 1/2-13 MAGNI
50	596241M	12	NUT, CENTERLOCK 3/4-10 MAGNI
52	596258M	7	WASHER, FLAT 3/8 MAGNI
58	596744M	8	BUSHING, MACHINE, 1-1/4 x 14 GA MAGNI
61	596748M	4	SNAP RING, 1-1/4" MAGNI

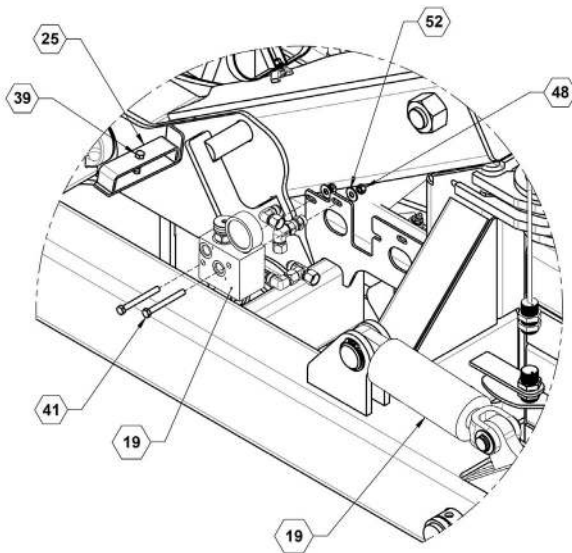
## 60 Foot Bare Toolbar Assembly



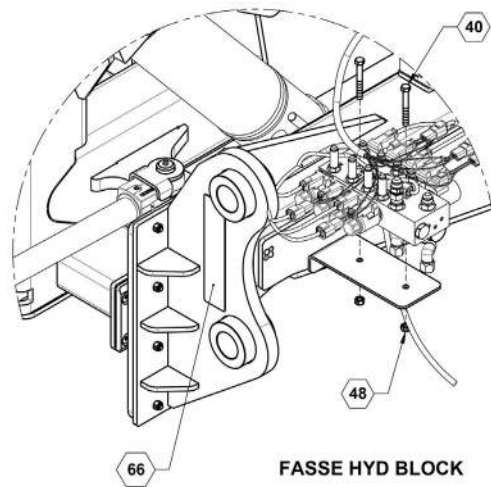
LH FOLD CYLINDERS



COUNTERBALANCE VALVE



DOWN PRESSURE MANIFOLD



FASSE HYD BLOCK



## ILLUSTRATED PARTS LIST

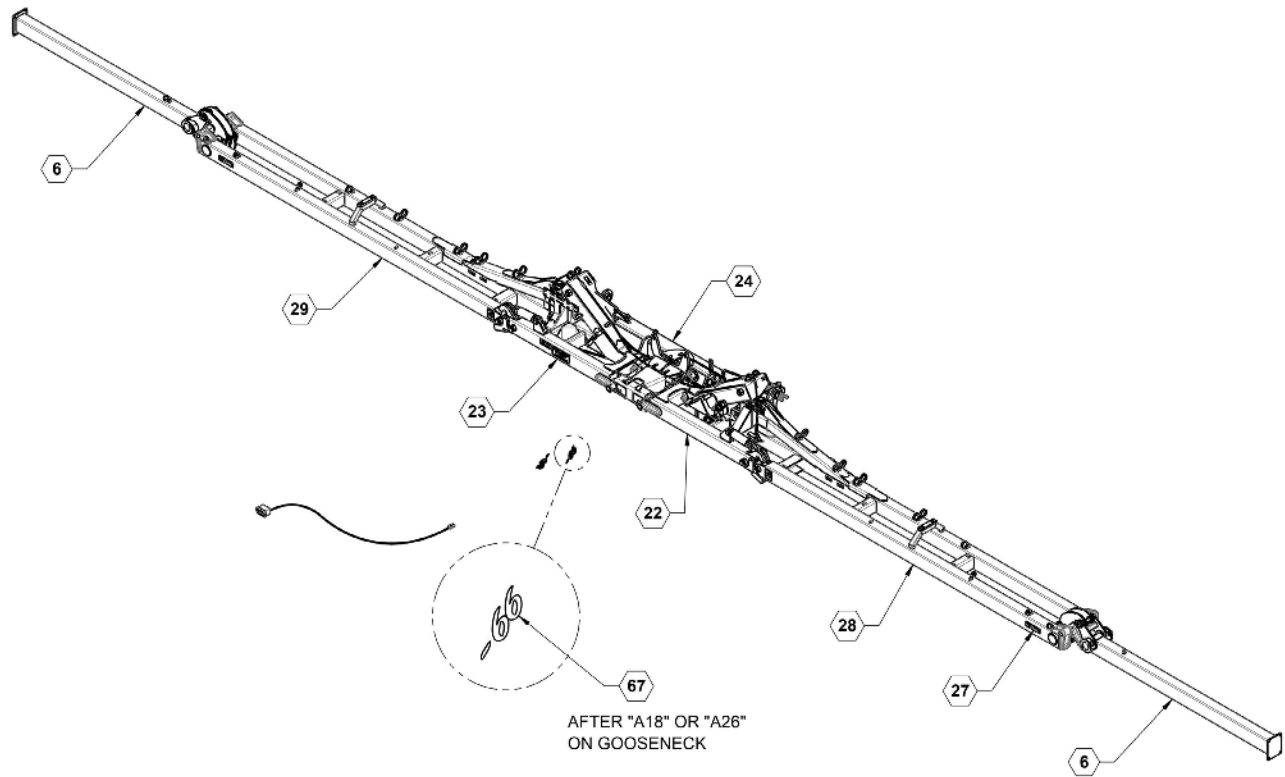
### 60 Foot Bare Toolbar Assembly Parts List

ITEM	PART NO.	QTY.	DESCRIPTION
1	759	30	ZERK, 1/4-28 STRAIGHT PIPE THREAD
17	21903	4	WLDMNT, HORIZONTAL FOLD PIN
19	26023	1	ASSY, STANDARD HYDRAULICS
25	26813	1	PLATE, HOSE HOLD DOWN
33	540052	28	P-CLAMP, 3" W/3/8" HOLE
39	596130M	3	BOLT, HH 3/8-16 X 2 GR5 MAGNI
40	596132M	2	BOLT, HH 3/8-16 X 3 GR5 MAGNI
41	596133M	2	BOLT, HH 3/8 X 3-1/2 GR5 MAGNI
48	596237M	37	NUT, CENTERLOCK 3/8-16 MAGNI
52	596258M	7	WASHER, FLAT 3/8 MAGNI
58	596744M	8	BUSHING, MACHINE, 1-1/4 x 14 GA MAGNI
59	596746M	4	SPRING PIN 5X50mm MAGNI
66	800110	2	DECAL, AMBER, REFLECTOR



# ILLUSTRATED PARTS LIST

## 66 Foot Bare Toolbar Assembly





## ILLUSTRATED PARTS LIST

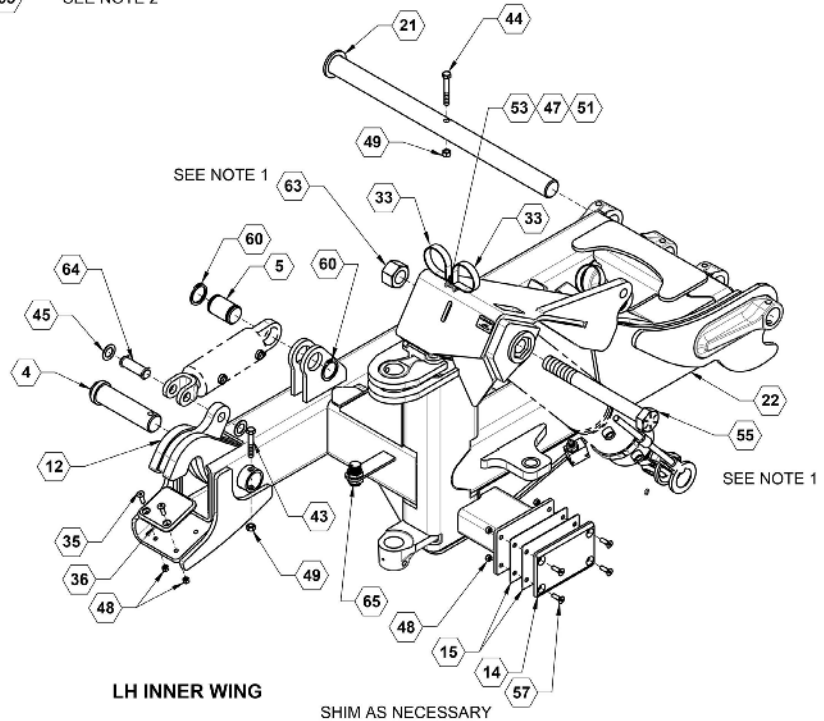
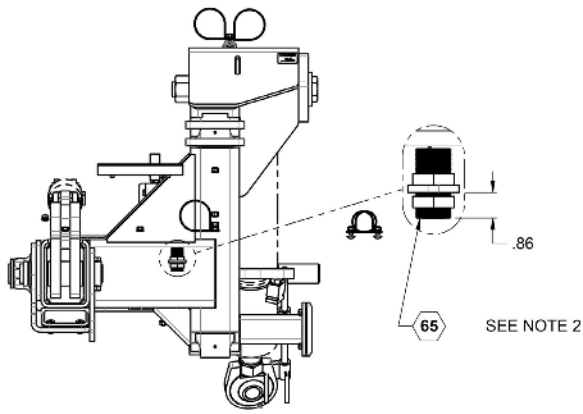
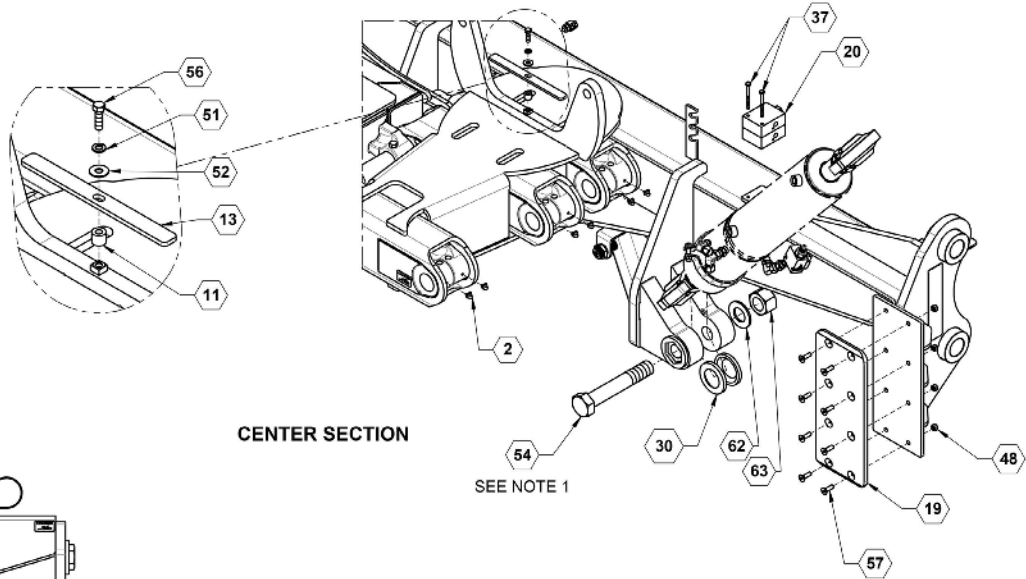
### 66 Foot Bare Toolbar Assembly Parts List

ITEM	PART NO.	QTY.	DESCRIPTION
6	15226	2	60' FLIP WING
22	26360	1	WLDMNT, LH INNER WING
23	26361	1	WLDMNT, RH INNER WING
24	26386	1	WLDMNT, CENTER TOOLBAR
27	26961	1	DECALS, TOOLBAR
28	27070	1	WLDMNT, LH MAIN WING
29	27071	1	WLDMNT, RH MAIN WING
67	800232	2	DECAL, -66 SILVER

## 66 Foot Bare Toolbar Assembly

**NOTES:**

1. TORQUE TO 400FT-LBS; USE 6 DROPS OF BLUE LOCTITE
2. SNUG NUTS WITH WRENCH - DO NOT OVER TIGHTEN





# ILLUSTRATED PARTS LIST

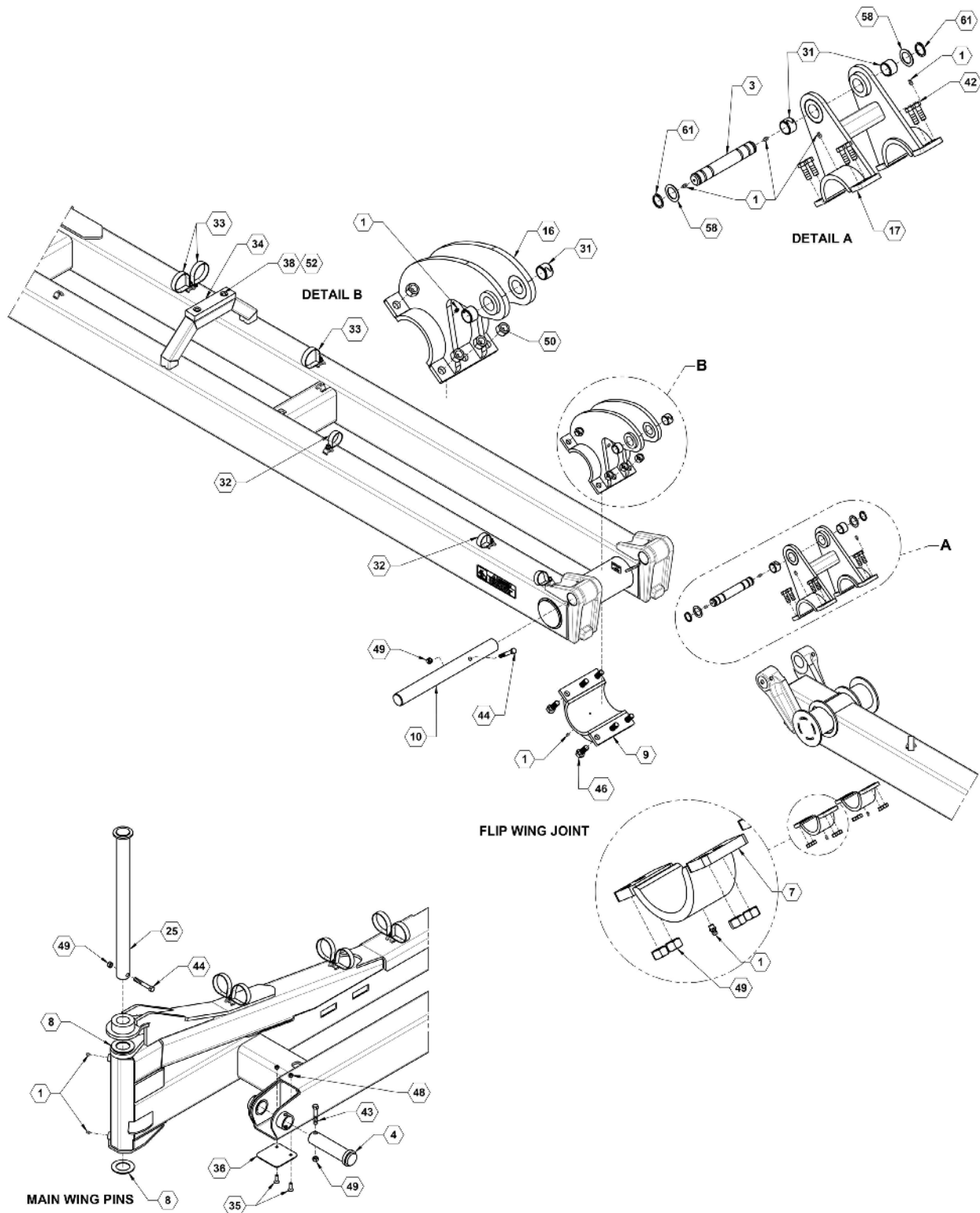
## 66 Foot Bare Toolbar Assembly Parts List

ITEM	PART NO.	QTY.	DESCRIPTION
2	761	12	ZERK, 90°, 1/4-28 STRAIGHT PIPE THREAD
4	15155	4	WLDMT, LATCH PIN
5	15179	2	PIN, LATCH CYLINDER BASE
11	15566	1	SPACER, HOSE BRACKET
12	15630	2	LATCH WLDMNT
13	15844	1	PLATE, HOSE HOLDER
14	21090	2	PAD, UHMW, WING BUMP
15	21091	4	PLATE, BUMP PAD SHIM
19	21922	2	UHMW, CENTER LOWER BUMP PAD
20	26023	1	ASSY, STANDARD HYDRAULICS
21	26165	2	WLDMNT, WING PIVOT PIN
22	26360	1	WLDMNT, LH INNER WING
30	27918	4	UHMW, CYLINDER SPACER RING
33	540052	28	P-CLAMP, 3" W/3/8" HOLE
35	590133	8	BOLT, FHSCS 3/8 X 1-1/4 SS
36	590265	4	PLATE, WEAR
37	596110M	2	BOLT, HH 1/4-20 X 3 MAGNI
43	596156M	4	BOLT, HH 1/2 X 3 GR5 MAGNI
44	596157M	6	BOLT, HH 1/2X3-1/2 GR5 MAGNI
45	596179M	4	BUSHING, MACHINED 1" X 14GA MAGNI
47	596213M	26	NUT, HEX 3/8-16 MAGNI
48	596237M	37	NUT, CENTERLOCK 3/8-16 MAGNI
49	596239M	26	NUT, CENTERLOCK, 1/2-13 MAGNI
51	596250M	27	LOCKWASHER, 3/8 MAGNI
52	596258M	7	WASHER, FLAT 3/8 MAGNI
53	596592M	26	BOLT, CARRIAGE 3/8-16 X 1 MAGNI
54	596593M	2	BOLT, HH G8 1-1/2-6 X 9 MAGNI
55	596594M	2	BOLT, HH G8 1-1/2-6 X 14 MAGNI
56	596635M	1	BOLT, HH 3/8-16 x 1-1/4 MAGNI
57	596726M	24	BOLT, FHSCS 3/8-16 X 1-1/4 MAGNI
60	596747M	4	SNAP RING, 2" MAGNI
62	596811M	2	WASHER, FLAT 1-1/2 MAGNI
63	596813M	4	NUT, HEX 1-1/2-6 GR8 MAGNI
64	620072	1	PIN, CYLINDER, 1" X 3-3/8", KIT PKG OF 2
65	632048	4	PROXIMITY SWITCH 10MM SENSE



# ILLUSTRATED PARTS LIST

## 66 Foot Bare Toolbar Assembly





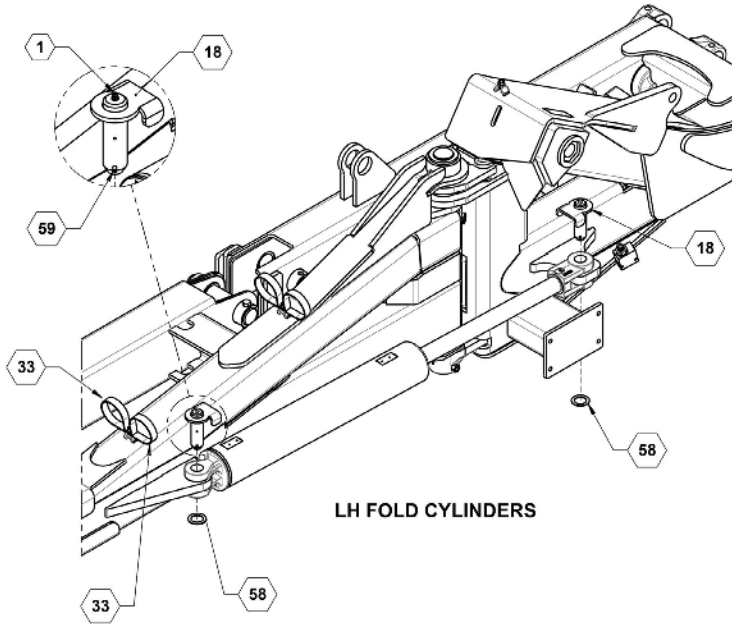


## ILLUSTRATED PARTS LIST

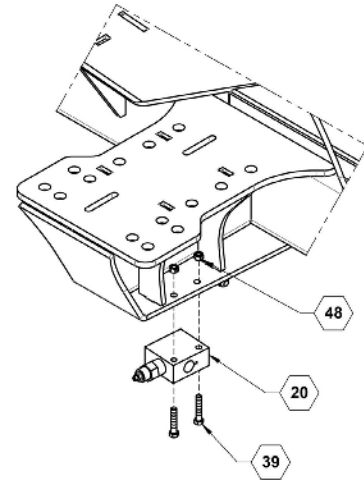
### 66 Foot Bare Toolbar Assembly Parts List

ITEM	PART NO.	QTY.	DESCRIPTION
1	759	30	ZERK, 1/4-28 STRAIGHT PIPE THREAD
3	15137	2	PIN, FLIP WING LINKAGE
4	15155	4	WLDMT, LATCH PIN
7	15232	4	LINKAGE BASE WLDMNT
8	15277	4	WASHER, STAINLESS STEEL
9	15537	2	LINKAGE BASE WLDMNT
10	15539	2	PIN, FLIP WING
16	21092	2	WLDMT, FLIP LINKAGE MAIN
17	21094	2	WLDMT, OUTER FLIP LINKAGE
25	26405	2	WLDMNT, MAIN PIN
31	530291	8	BUSHING, 1-1/4" I.D. x 1" LG
32	540051	10	P-CLAMP, 2" W/3/8" HOLE
33	540052	28	P-CLAMP, 3" W/3/8" HOLE
34	590065	2	BUMPER PAD, WING REST
35	590133	8	BOLT, FHSCS 3/8 X 1-1/4 SS
36	590265	4	PLATE, WEAR
38	596128M	4	BOLT, HH 3/8-16 X 1 GR5 MAGNI
42	596153M	16	BOLT, HH 1/2-13X1-1/2 GR5 MAGNI
43	596156M	4	BOLT, HH 1/2 X 3 GR5 MAGNI
44	596157M	6	BOLT, HH 1/2X3-1/2 GR5 MAGNI
46	596184M	12	BOLT, HH 3/4X2 GR5 MAGNI
48	596237M	37	NUT, CENTERLOCK 3/8-16 MAGNI
49	596239M	26	NUT, CENTERLOCK, 1/2-13 MAGNI
50	596241M	12	NUT, CENTERLOCK 3/4-10 MAGNI
52	596258M	7	WASHER, FLAT 3/8 MAGNI
58	596744M	8	BUSHING, MACHINE, 1-1/4 x 14 GA MAGNI
61	596748M	4	SNAP RING, 1-1/4" MAGNI

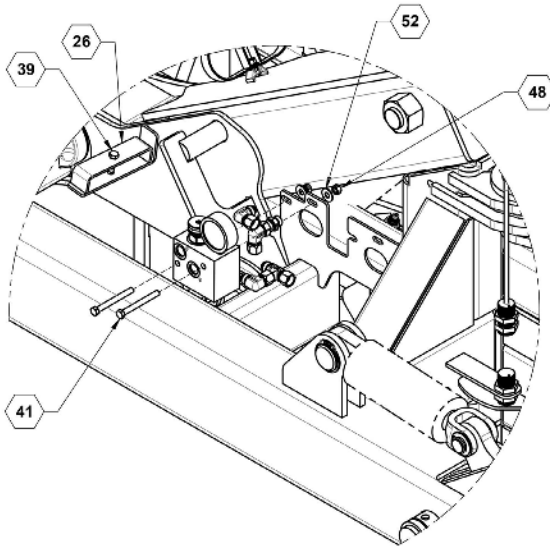
## 66 Foot Bare Toolbar Assembly



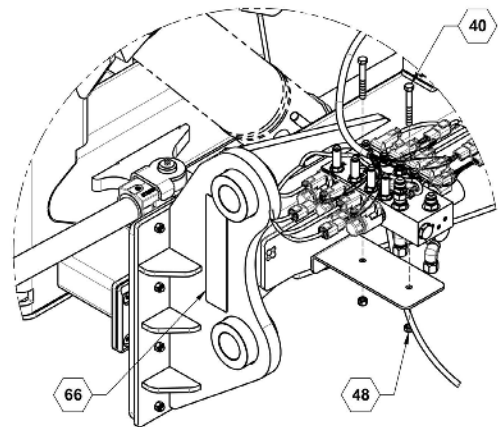
LH FOLD CYLINDERS



COUNTERBALANCE VALVE



DOWN PRESSURE MANIFOLD



FASSE HYD BLOCK



## ILLUSTRATED PARTS LIST

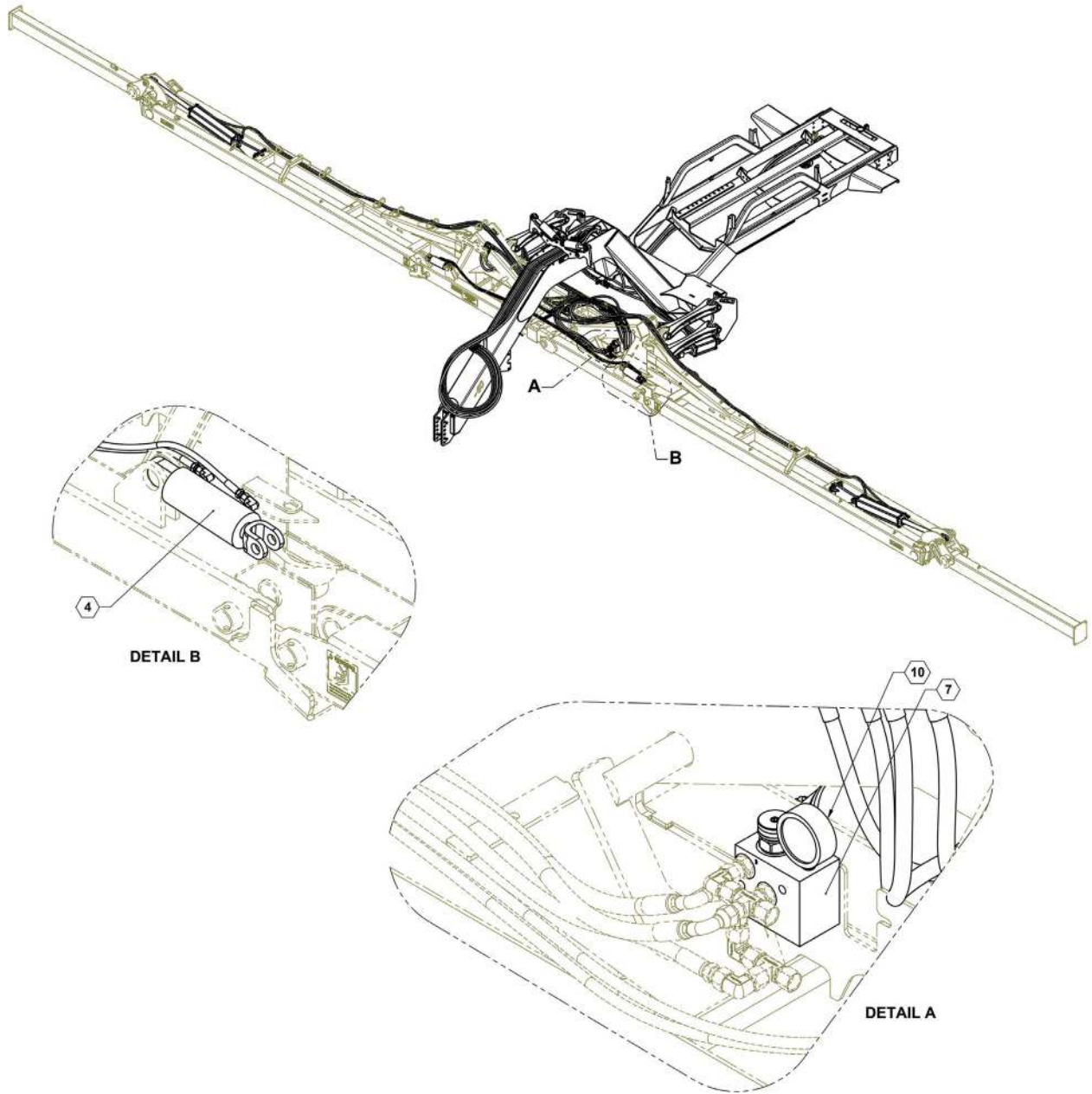
### 66 Foot Bare Toolbar Assembly Parts List

ITEM	PART NO.	QTY.	DESCRIPTION
1	759	30	ZERK, 1/4-28 STRAIGHT PIPE THREAD
18	21903	4	WLDMNT, HORIZONTAL FOLD PIN
20	26023	1	ASSY, STANDARD HYDRAULICS
26	26813	1	PLATE, HOSE HOLD DOWN
33	540052	28	P-CLAMP, 3" W/3/8" HOLE
39	596130M	3	BOLT, HH 3/8-16 X 2 GR5 MAGNI
40	596132M	2	BOLT, HH 3/8-16 X 3 GR5 MAGNI
41	596133M	2	BOLT, HH 3/8 X 3-1/2 GR5 MAGNI
48	596237M	37	NUT, CENTERLOCK 3/8-16 MAGNI
52	596258M	7	WASHER, FLAT 3/8 MAGNI
58	596744M	8	BUSHING, MACHINE, 1-1/4 x 14 GA MAGNI
59	596746M	4	SPRING PIN 5X50mm MAGNI
66	800110	2	DECAL, AMBER, REFLECTOR



# ILLUSTRATED PARTS LIST

## Standard Hydraulics Assembly



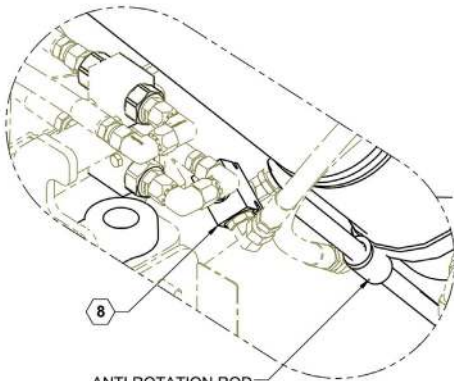


## ILLUSTRATED PARTS LIST

### Standard Hydraulics Assembly Parts List

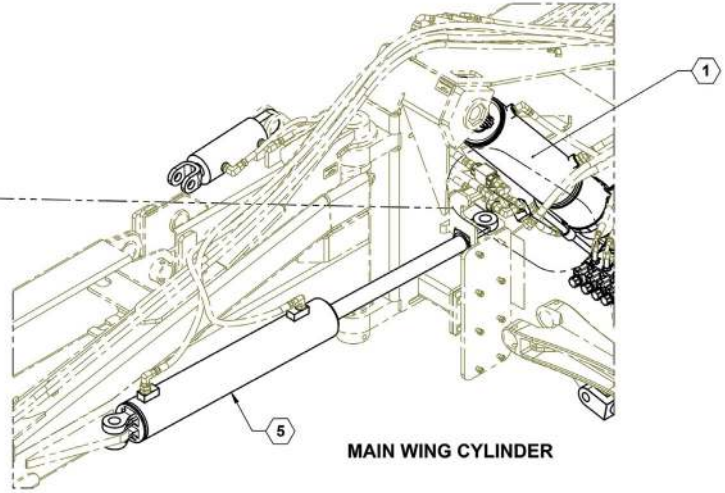
ITEM	PART NO.	QTY.	DESCRIPTION
4	620026	2	CYLINDER 3X4 CUSTOM WING LATCH
7	630041	1	MANIFOLD, HYDRAULIC DOWN PRESSURE
7	PRH121K20	1	PRESSURE REDUCING VALVE
7	CVH103P	1	CHECK VALVE C10
7	11441-015	1	.015 ORIFICE
10	790052	1	PRESSURE GAUGE, 3000 PSI

## Standard Hydraulics Assembly



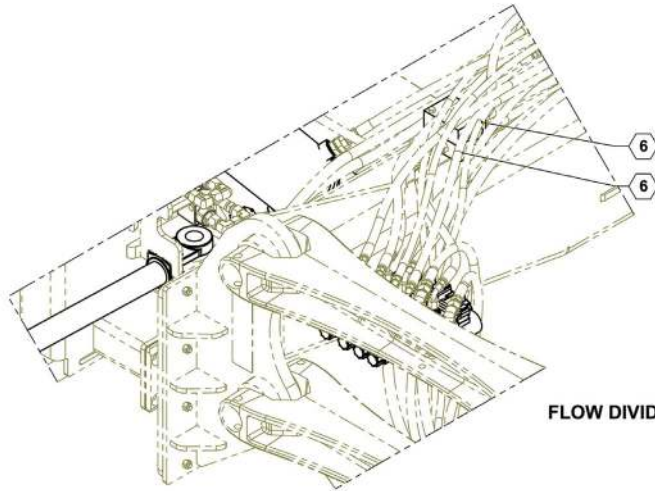
8

ANTI ROTATION ROD  
MUST CLEAR PRESSURE  
COMP FLOW CONTROL  
VALVE ASSEMBLY



1

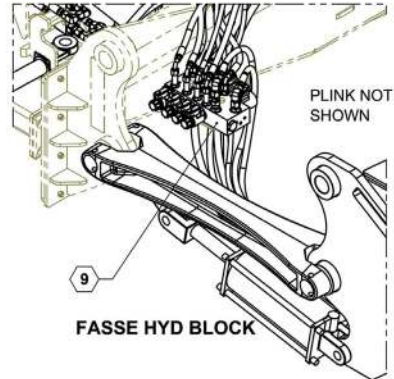
MAIN WING CYLINDER



6

6

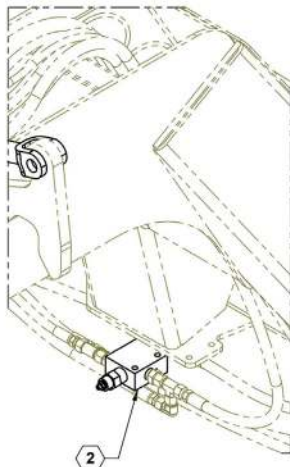
FLOW DIVIDER



PLINK NOT  
SHOWN

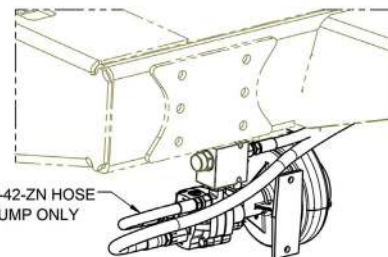
9

FASSE HYD BLOCK



2

COUNTERBALANCE VALVE



DISCARD 600100-42-ZN HOSE  
FOR THE PWM PUMP ONLY

FLOW CONTROL VALVE  
MOUNT PLATE HIDDEN  
FOR CLARITY

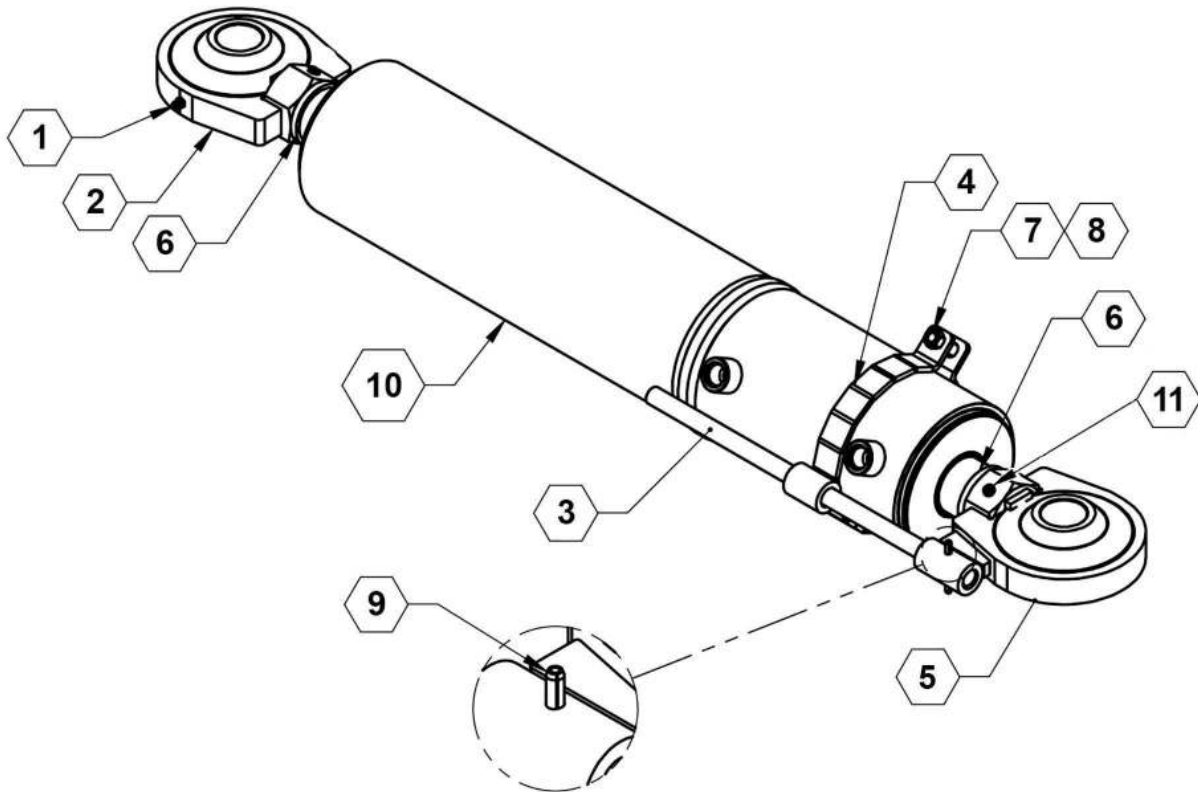


# ILLUSTRATED PARTS LIST

## Standard Hydraulics Assembly Parts List

ITEM	PART NO.	QTY.	DESCRIPTION
1	26640	2	ASSY, CYLINDER, 5"x5.25/13.25 SPHERICAL BALLS
2	500049	1	VALVE, COUNTERBALANCE
2	VBSN-12U	1	COUNTERBALANCE VALVE CARTRIDGE
5	620095	2	CYLINDER 4.00 CUSHIONED
6	630035	2	FLOW DIVIDER
6	PRH121K20	1	PRESSURE REDUCING VALVE
6	SK12-3	1	PRESSURE REDUCING VALVE SEAL KIT
6	CVH103P	1	CHECK VALVE C10
6	SK10-2	1	CHECK VALVE C10 SEAL KIT
6	11441-015	1	.015 ORIFICE
8	630053	2	VALVE ASSEMBLY, FA101, PRESSURE COMP FLOW CONTROL
8	FA101S-A8T	1	FLOW CONTROL CARTRIDGE
8	SK10-2N	1	SEAL KIT - NITRILE
8	SK10-2V	1	SEAL KIT - VITON
9	630056	1	ASSY, HYDRAULIC VALVE SWITCH BOX KIT
			<b>NOTE:</b> INCLUDES BLOCK, SWITCH BOX AND SWITCH BOX HARNESS.
			<b>NOTE:</b> SEE HYDRAULIC BLOCK ASSEMBLY.
			<b>NOTE:</b> SEE SWITCH BOX

## Inner Fold Cylinder



### Inner Fold Cylinder Parts List

ITEM	PART NO.	QTY.	DESCRIPTION
1	759	2	ZERK, 1/4-28 STRAIGHT
2	26171	1	1.5" SPHERICAL BALL
3	26660	1	CYLINDER, ROD, ANTI ROTATION
4	26663	1	CLAMP ANTI-ROTATION
5	26664	1	SPHERICAL BALL ANTI-ROTATION
6	27204	2	SPACER, INNER WING LUG
7	596213M	1	NUT, HEX 3/8-16 MAGNI
8	596328M	1	BOLT, HH 3/8X1-1/2 GR8 MAGNI
9	596746M	1	SPRING PIN 5X50mm MAGNI
10	620094	1	CYLINDER 5" x 5.25/13.25
11	H011673	2	SET SCREW, 3/8"-16 NC X 3/4"





# ILLUSTRATED PARTS LIST

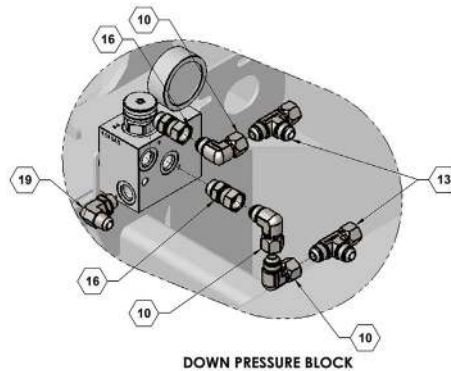
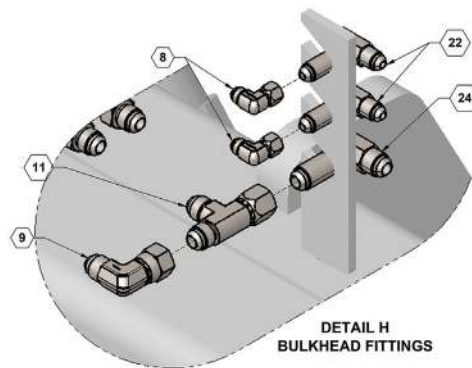
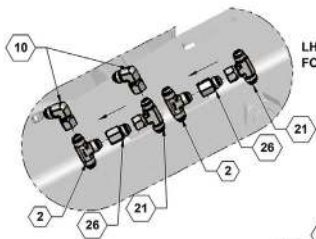
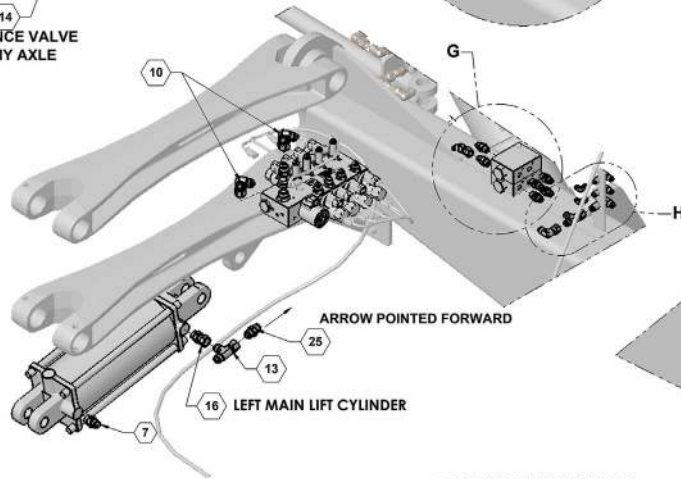
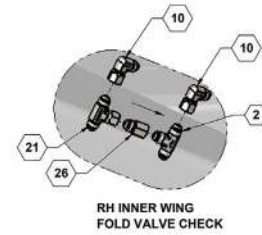
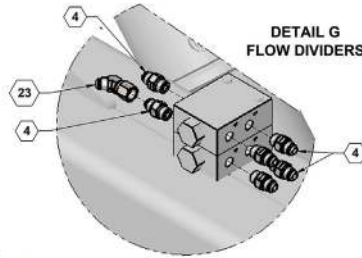
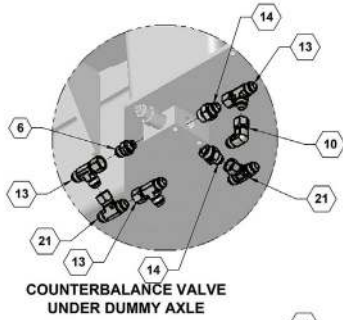
---



**FAST GLOBAL**  
**SOLUTIONS**

## Hydraulic Fitting Locations

FITTING LOCATIONS CONTINUED





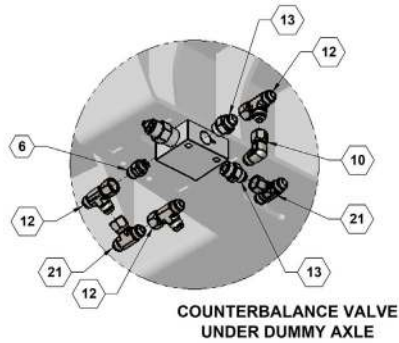
## ILLUSTRATED PARTS LIST

### Hydraulic Fitting Locations Parts List

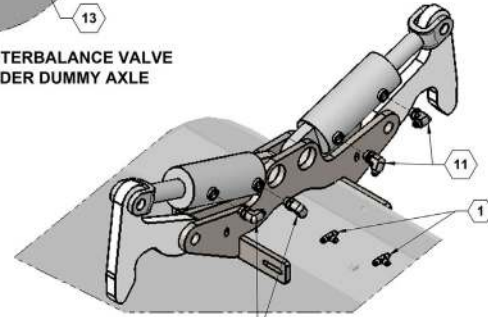
ITEM	PART NO.	QTY.	DESCRIPTION
1	610003	4	JIC #4 UNION TEE
2	610004	4	JIC #8 UNION TEE
4	610010	6	JIC #6 TO ORING #6
6	610012	1	JIC #8 TO ORING #6
7	610013	7	JIC #8 TO ORING #8
8	610022	2	#4 MJIC X #4FJX 90
9	610023	1	JIC #6 90 DEG
10	610024	16	JIC #8 90 DEG
11	610027	1	JIC #6 RUN TEE
12	610030	18	JIC #6 TO ORING #8 90 DEG
13	610053	6	JIC #8 SWIVEL RUN TEE
14	610060	4	JIC #8 TO ORING #10
16	610083	5	FITTING #8 ORB X #8 JICF
19	610097	8	#8 JIC TO #8 O-RING 90
21	610107	5	#8 JIC SWIVEL BRANCH TEE
22	610141	2	#4 JIC BULKHEAD TEE
23	610142	1	#6 JIC SWIVEL ELBOW 45 DEG
24	610155	1	#6 JIC BULKHEAD TEE
25	630043	1	INLINE CHECK VALVE
26	630054	4	CHECK VALVE, -8MJIC x -8FJIC

## Hydraulic Fitting Locations

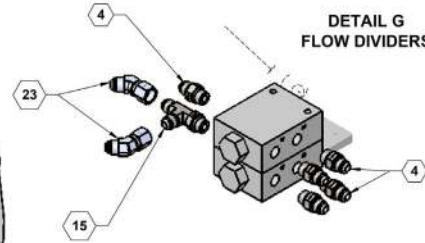
FITTING LOCATIONS CONTINUED



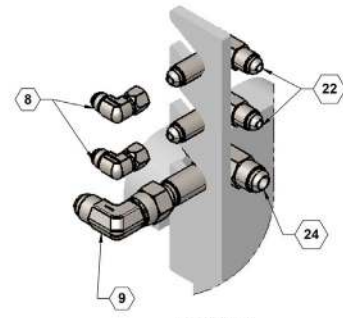
COUNTERBALANCE VALVE UNDER DUMMY AXLE



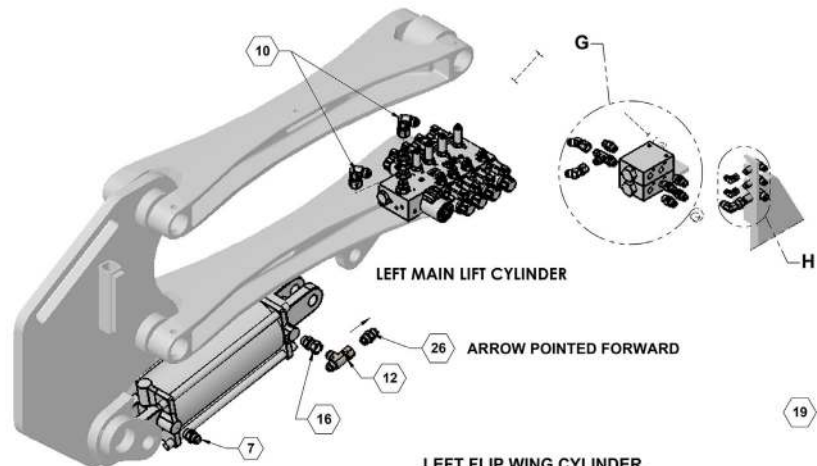
TOP OF GOOSENECK LATCH CYLINDERS



DETAIL G  
FLOW DIVIDERS

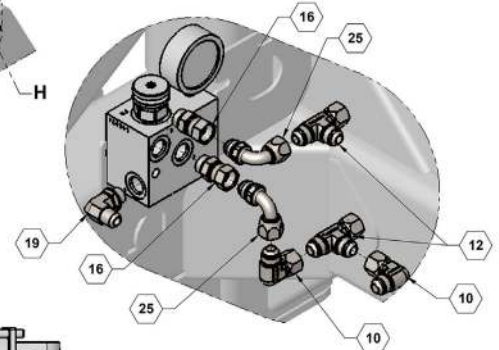
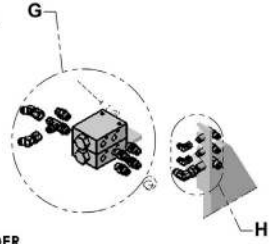


DETAIL H  
BULKHEAD FITTINGS

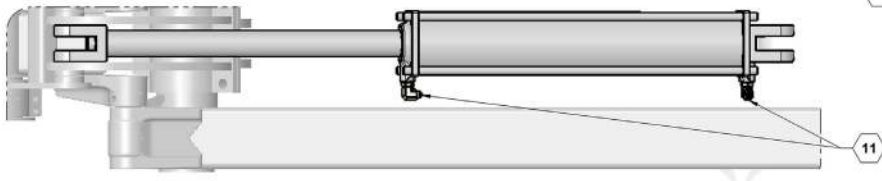


LEFT MAIN LIFT CYLINDER

LEFT FLIP WING CYLINDER



DOWN PRESSURE BLOCK





## ILLUSTRATED PARTS LIST

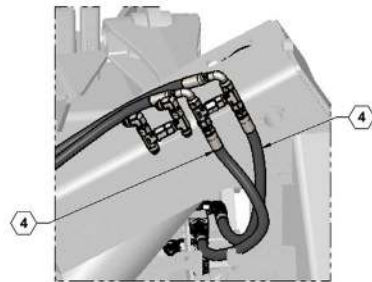
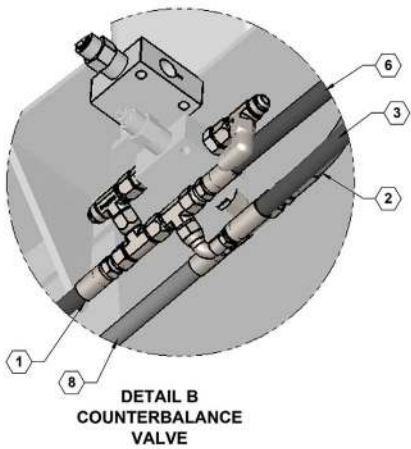
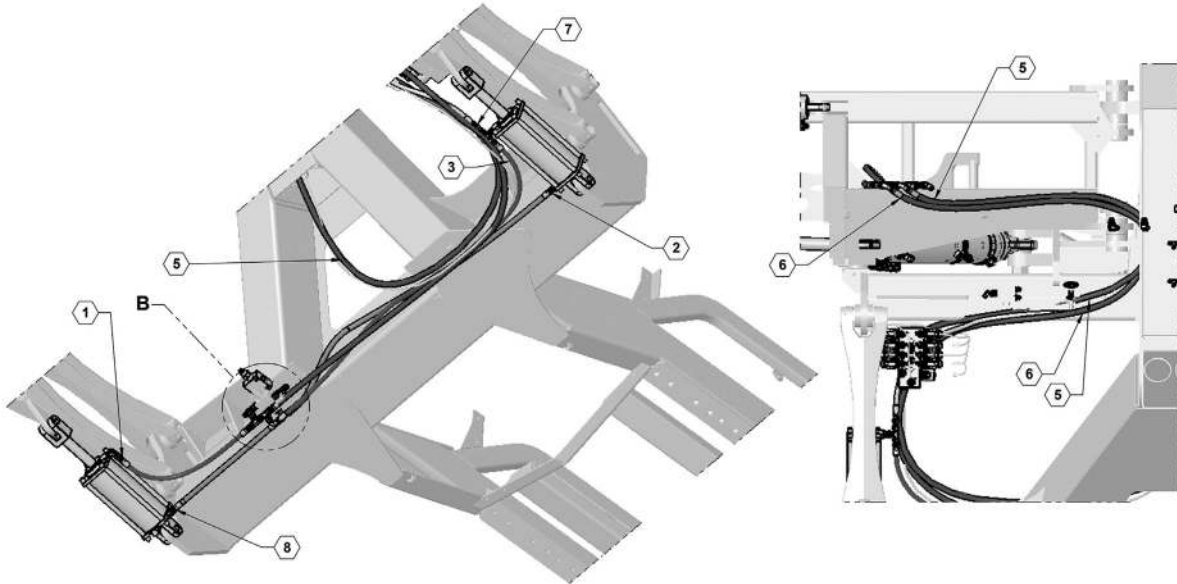
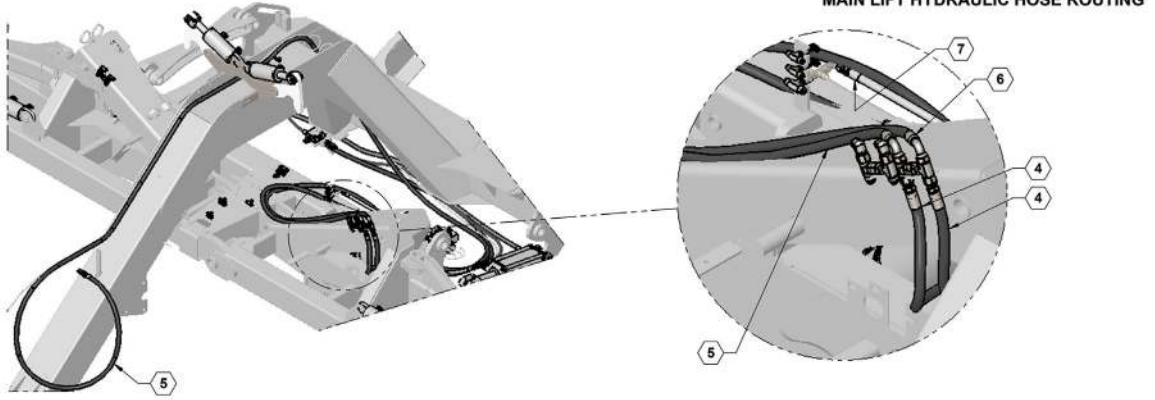
### Hydraulic Fitting Locations Parts List

ITEM	PART NO.	QTY.	DESCRIPTION
1	610003	4	JIC #4 UNION TEE
4	610010	5	JIC #6 TO O-RING #6
6	610012	1	JIC #8 TO O-RING #6
7	610013	2	JIC #8 TO O-RING #8
8	610022	3	#4 MJIC X #4FJX 90
9	610023	1	JIC #6 90 DEG
10	610024	5	JIC #8 90 DEGREE
11	610030	18	JIC #6 TO O-RING #8 90 DEG
12	610053	5	JIC #8 SWIVEL RUN TEE
13	610060	3	JIC #8 TO O-RING #10
15	610074	2	O-RING #6 RUN TEE
16	610083	3	FITTING #8 ORB X #8 JICF
19	610097	6	#8 JIC TO #8 O-RING 90
21	610107	1	#8 JIC SWIVEL BRANCH TEE
22	610141	3	#4 JIC BULKHEAD TEE
23	610142	2	#6 JIC SWIVEL ELBOW 45 DEGREE
24	610055	1	#6 JIC BULKHEAD TEE
25	610124	2	#8 MJIC X #8 FJX 90 DEG
26	630043	1	INLINE CHECK VALVE

## Main Lift Hydraulics

MAIN LIFT PRESSURE: BLACK HOSE  
 MAIN LIFT RETURN: GRAY HOSE

MAIN LIFT HYDRAULIC HOSE ROUTING





## ILLUSTRATED PARTS LIST

### Main Lift Hydraulics Parts List

ITEM	PART NO.	QTY.	DESCRIPTION
1	600100-34	1	HOSE ASSY, 08-8FJX-8FJX-32
2	600100-36	1	HOSE ASSY, 08-8FJX-8FJX-66
3	600100-37	1	HOSE ASSY, 08-8FJX90-8FJX-72
4	600115-1	2	HOSE ASSY, 08-8FJX-8FJX-23.5
5	600115-6	1	HOSE ASSY, 08-8FJX90-8MOR-383
6	600115-7	1	HOSE ASSY, 08-8FJX-8FJX90-184
7	600115-10	1	HOSE ASSY, 06-8FJX-6FJX-45
8	600115-11	1	HOSE ASSY, 08-8FJX-8MBS-27

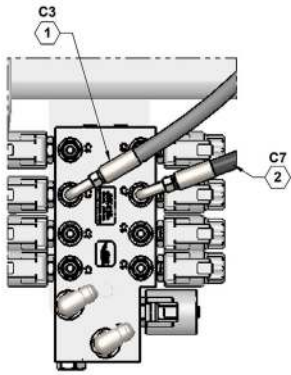
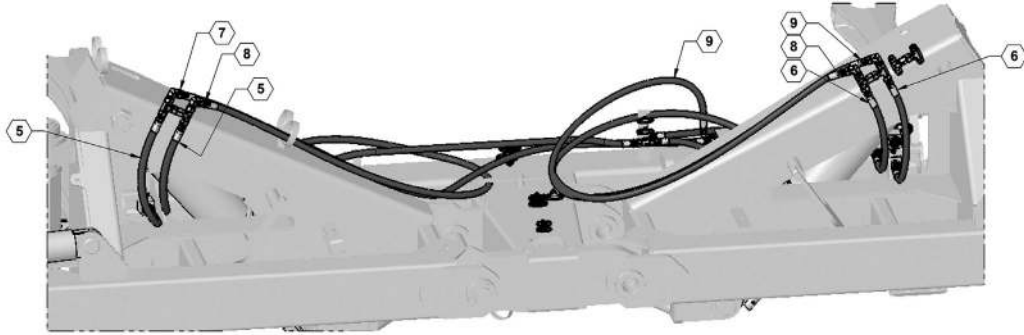


# ILLUSTRATED PARTS LIST

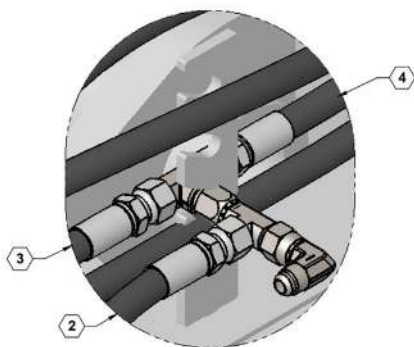
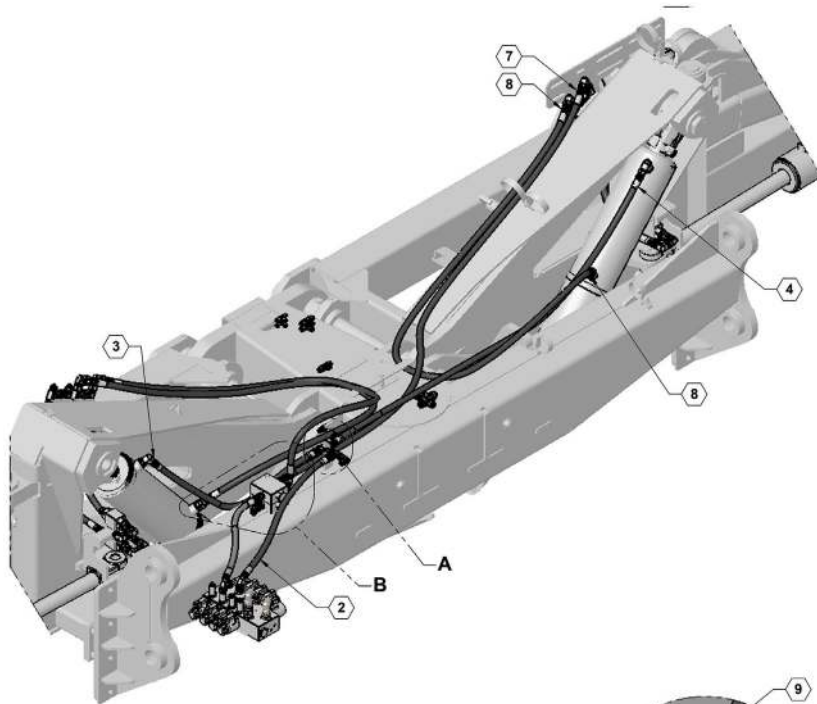
## Inner Wing Hydraulics

INNER WING PRESSURE: BLACK HOSE  
INNER WING RETURN: GRAY HOSE

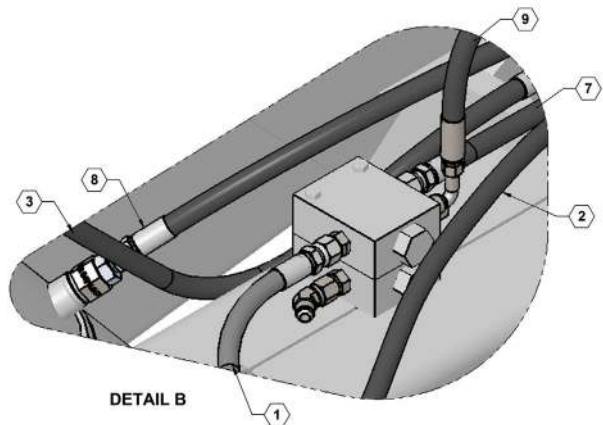
INNER WING HYDRAULIC HOSE ROUTING



FASSE BLOCK



DETAIL A  
BULKHEAD FITTINGS



DETAIL B





## ILLUSTRATED PARTS LIST

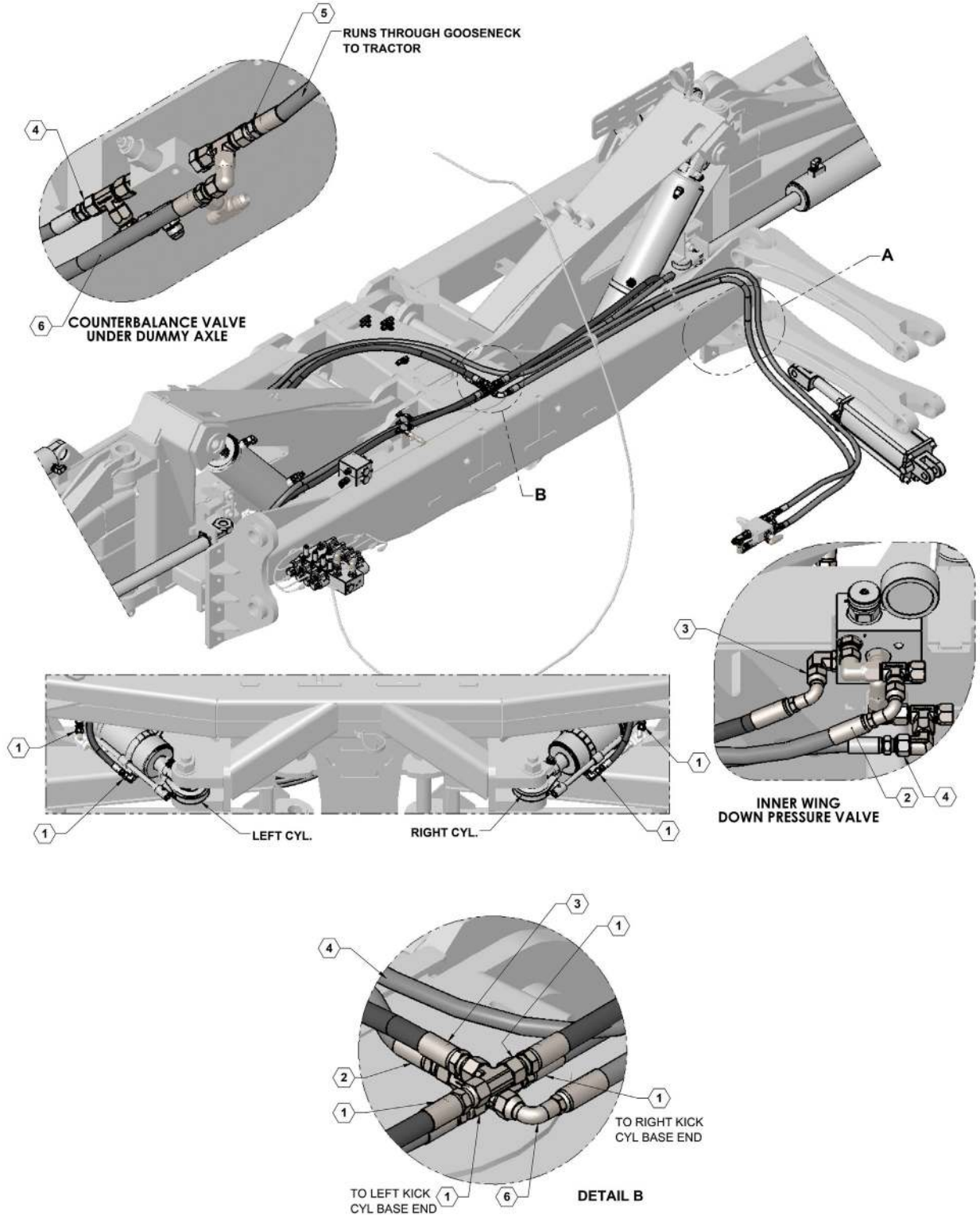
### Inner Wing Hydraulics Parts List

ITEM	PART NO.	QTY.	DESCRIPTION
1	600100-23	1	HOSE ASSY, 06-6FJX90-6FJX-18
2	600100-46	1	HOSE ASSY, 06-6FJX90-6FJX-27
3	600100-47	1	HOSE ASSY, 06-6FJX-6FJX-32
4	600100-48	1	HOSE ASSY, 06-6FJX-6FJX-63
5	600115-1	2	HOSE ASSY, 08-8FJX-8FJX-23.5
6	600115-2	2	HOSE ASSY, 06-8FJX-8FJX-22
7	600115-3	1	HOSE ASSY, 06-6FJX-8FJX-77
8	600115-4	2	HOSE ASSY, 06-6FJX-8FJX-80
9	600115-5	1	HOSE ASSY, 06-6FJX90-8FJX-79

### Inner Wing Kick Hydraulics

INNER WING KICK PRESSURE: BLACK HOSE  
INNER WING KICK RETURN: GRAY HOSE

INNER WING KICK HYDRAULIC HOSE ROUTING





## ILLUSTRATED PARTS LIST

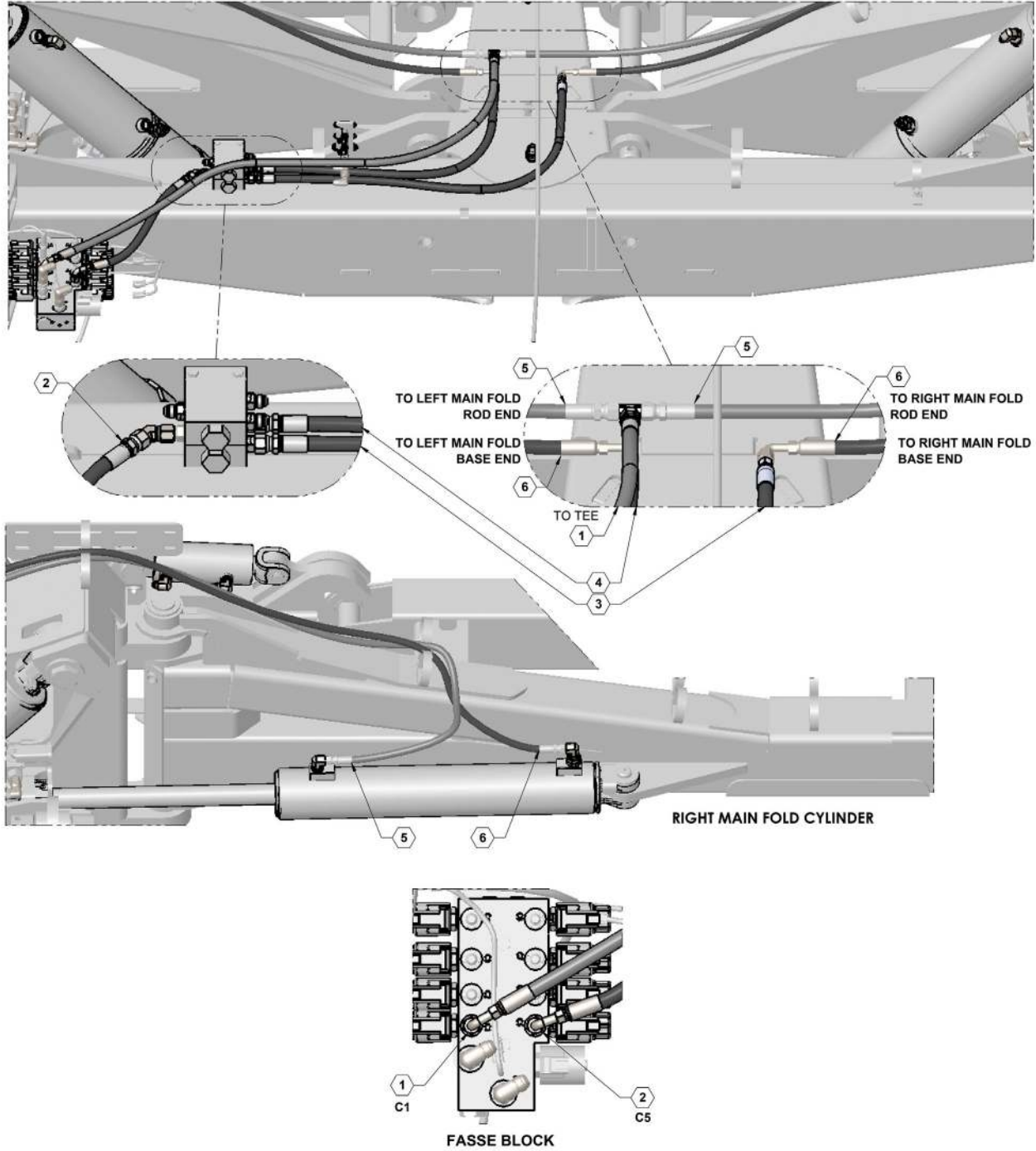
### Inner Wing Kick Hydraulics Parts List

ITEM	PART NO.	QTY.	DESCRIPTION
1	600100-26	4	HOSE ASSY, 08-8FJX-8FJX-53
2	600100-27	1	HOSE ASSY, 08-8FJX90-8FJX-62
3	600100-28	1	HOSE ASSY, 08-8FJX90-8FJX-59
4	600100-32	1	HOSE ASSY, 06-8FJX-8FJX-162
5	600100-35	1	HOSE ASSY, 08-8FJX-8MORB-PIONEER-232
6	600100-45	1	HOSE ASSY, 08-8FJX90-8FJX-104

## Main Fold Hydraulics

MAIN FOLD PRESSURE: BLACK HOSE  
 MAIN FOLD RETURN: GRAY HOSE

MAIN FOLD HYDRAULIC HOSE ROUTING





## ILLUSTRATED PARTS LIST

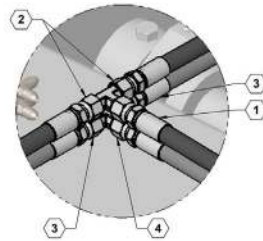
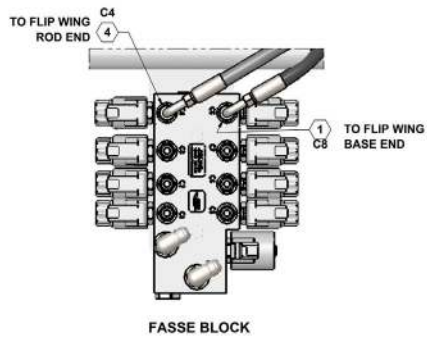
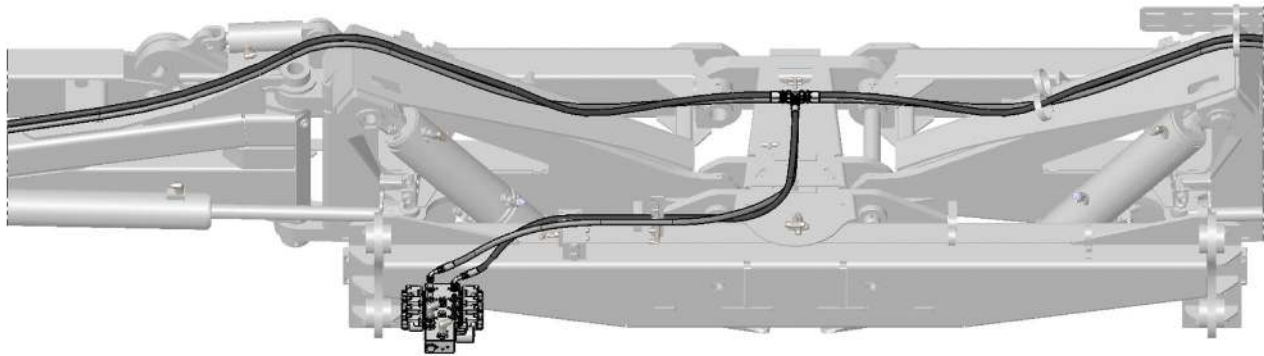

### Main Fold Hydraulics Parts List

ITEM	PART NO.	QTY.	DESCRIPTION
1	600100-13	1	HOSE ASSY, 06-6FJX90-6FJX-54
2	600100-24	1	HOSE ASSY, 06-6FJX90-6FJX-15
3	600100-40	1	HOSE ASSY, 06-6FJX-6MJIC-39
4	600100-44	1	HOSE ASSY, 06-6FJX-6MJIC-32
5	600115-8	2	HOSE ASSY, 06-6FJX-6FJX-115
6	600115-9	2	HOSE ASSY, 06-6FJX-6FJX90-107

## Flip Wing Hydraulics

FLIP WING PRESSURE: BLACK HOSE  
 FLIP WING RETURN: GRAY HOSE

FLIP WING HYDRAULIC HOSE ROUTING





## ILLUSTRATED PARTS LIST

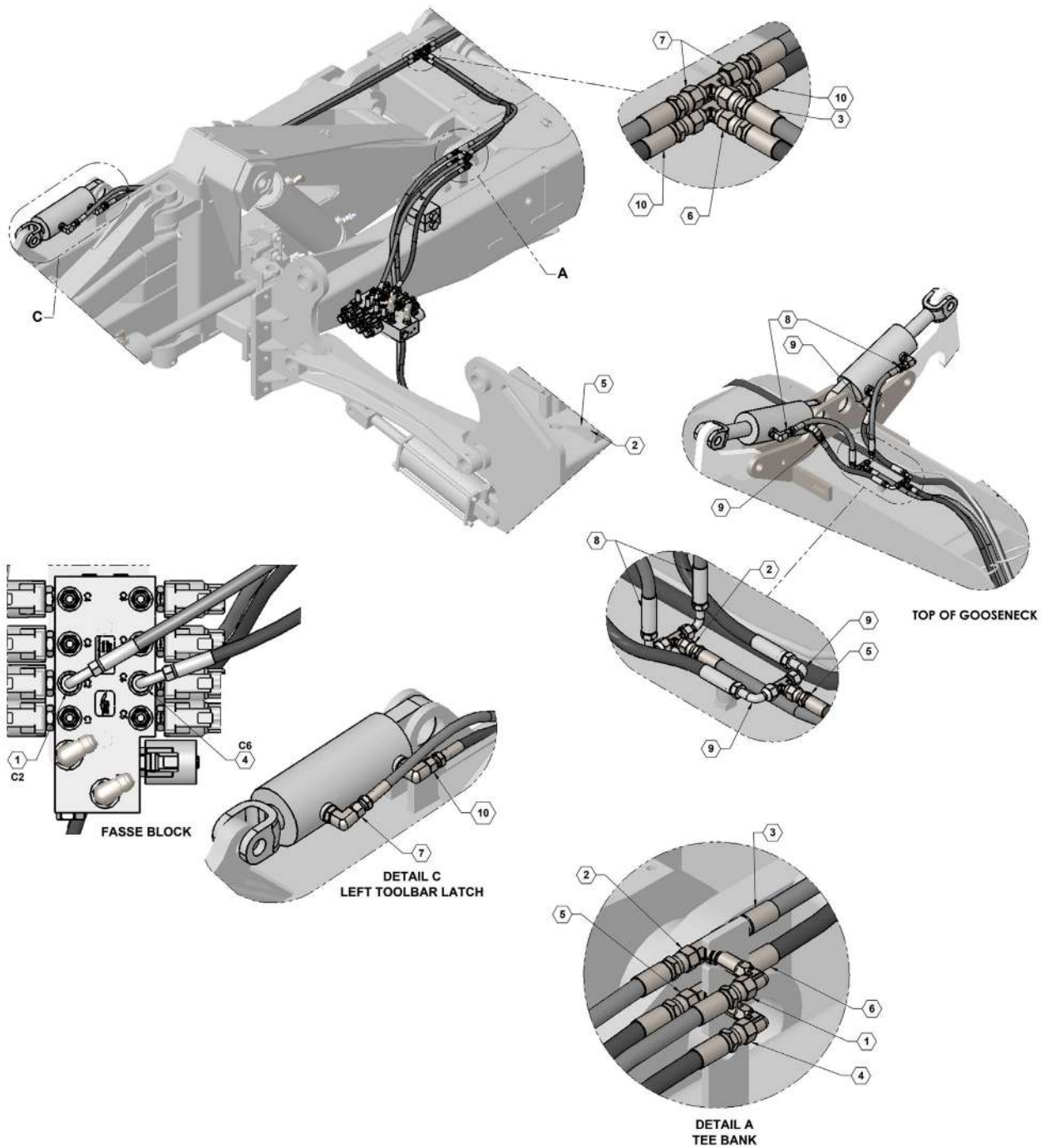
### Flip Wing Hydraulics Parts List

ITEM	PART NO.	QTY.	DESCRIPTION
1	600100-4	1	HOSE ASSY, 06-6FJX90-6FJX-59
2	600100-5	2	HOSE ASSY, 06-6FJX-6FJX-220
3	600100-6	2	HOSE ASSY, 06-6FJX-6FJX-243
4	600100-16	1	HOSE ASSY, 06-6FJX90-6FJX-56

## Latch Cylinders Hydraulics

LATCH PRESSURE: BLACK HOSE  
LATCH RETURN: GRAY HOSE

LATCH CYLINDERS HYDRAULIC HOSE ROUTING







## ILLUSTRATED PARTS LIST

### Latch Cylinders Hydraulics Parts List

ITEM	PART NO.	QTY.	DESCRIPTION
1	600100-7	1	HOSE ASSY, 04-6FJX90-4FJX-30
2	600100-8	1	HOSE ASSY, 04-4FJX-4FJX-168
3	600100-9	1	HOSE ASSY, 04-4FJX-4FJX-36
4	600100-10	1	HOSE ASSY, 04-6FJX90-4FJX-27
5	600100-11	1	HOSE ASSY, 04-4FJX-4FJX-159
6	600100-12	1	HOSE ASSY, 04-4FJX-4FJX-35
7	600100-19	2	HOSE ASSY, 04-6FJX-4FJX-66
8	600100-20	2	HOSE ASSY, 04-4FJX90-6FJX-15
9	600100-21	2	HOSE ASSY, 04-4FJX90-6FJX-13
10	600100-22	2	HOSE ASSY, 04-6FJX-4FJX-60

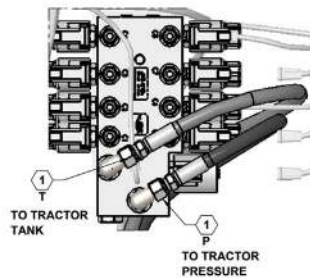
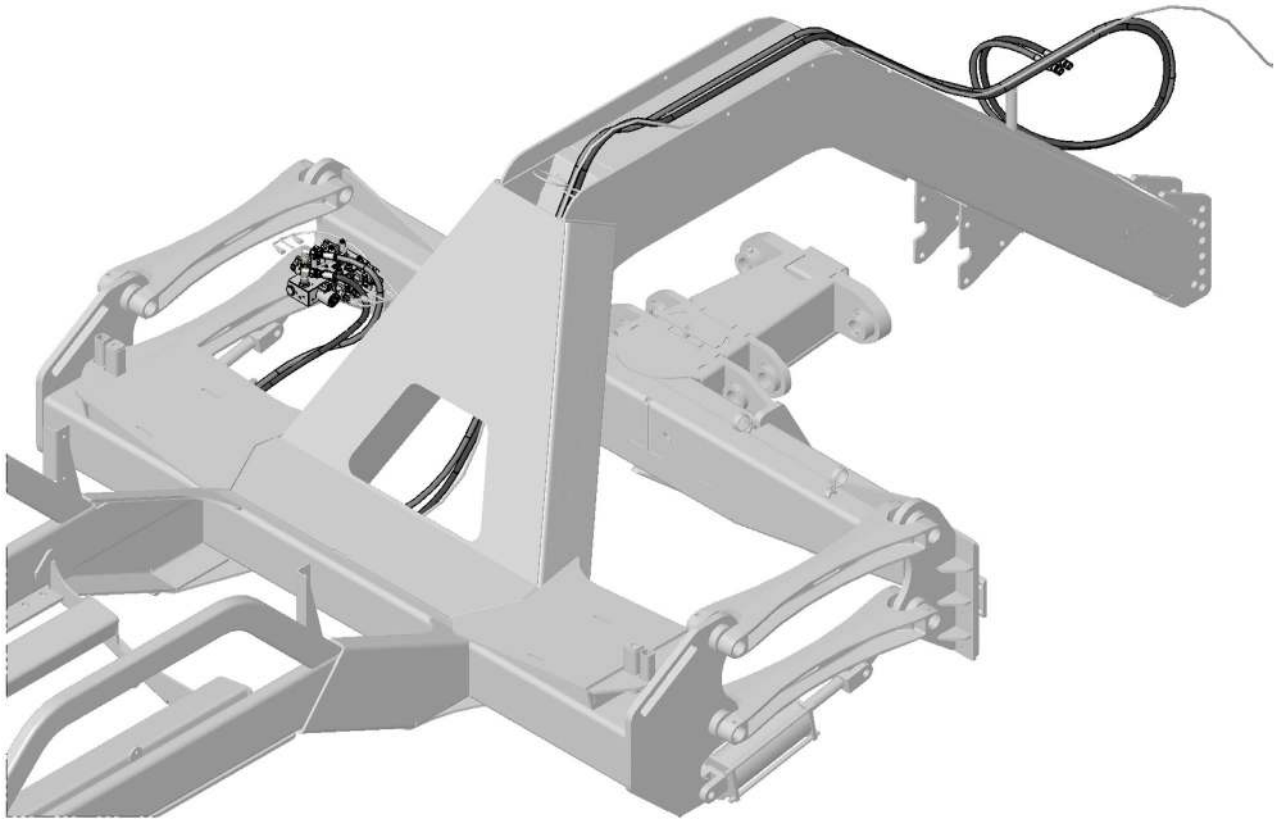


# ILLUSTRATED PARTS LIST

## Fasse Block Hydraulics

FASSE BLOCK PRESSURE: BLACK HOSE  
FASSE BLOCK RETURN: GRAY HOSE

FASSE BLOCK HYDRAULIC HOSE ROUTING





## ILLUSTRATED PARTS LIST

### Fasse Block Hydraulics Parts List

ITEM	PART NO.	QTY.	DESCRIPTION
1	600100-39	2	HOSE ASSY, 06-8FJX-8MOR-PIONEER-295

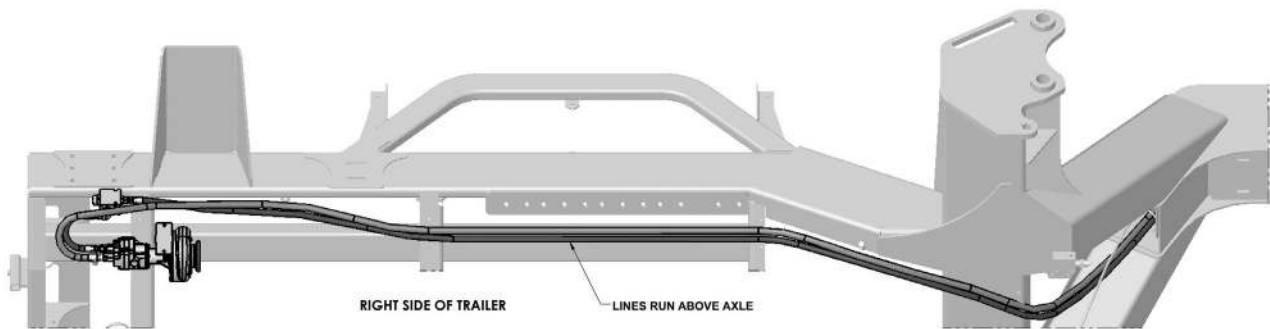
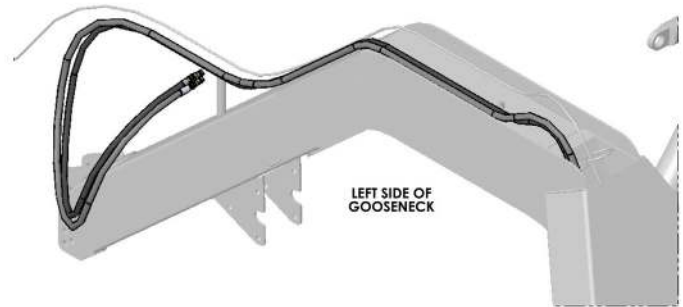
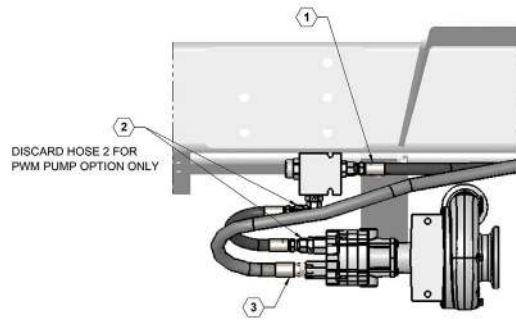


# ILLUSTRATED PARTS LIST

## Product Pump Hydraulic Hose Routing

PRODUCT PUMP PRESSURE: BLACK HOSE  
PRODUCT PUMP RETURN: GRAY HOSE

PRODUCT PUMP HYDRAULIC HOSE ROUTING



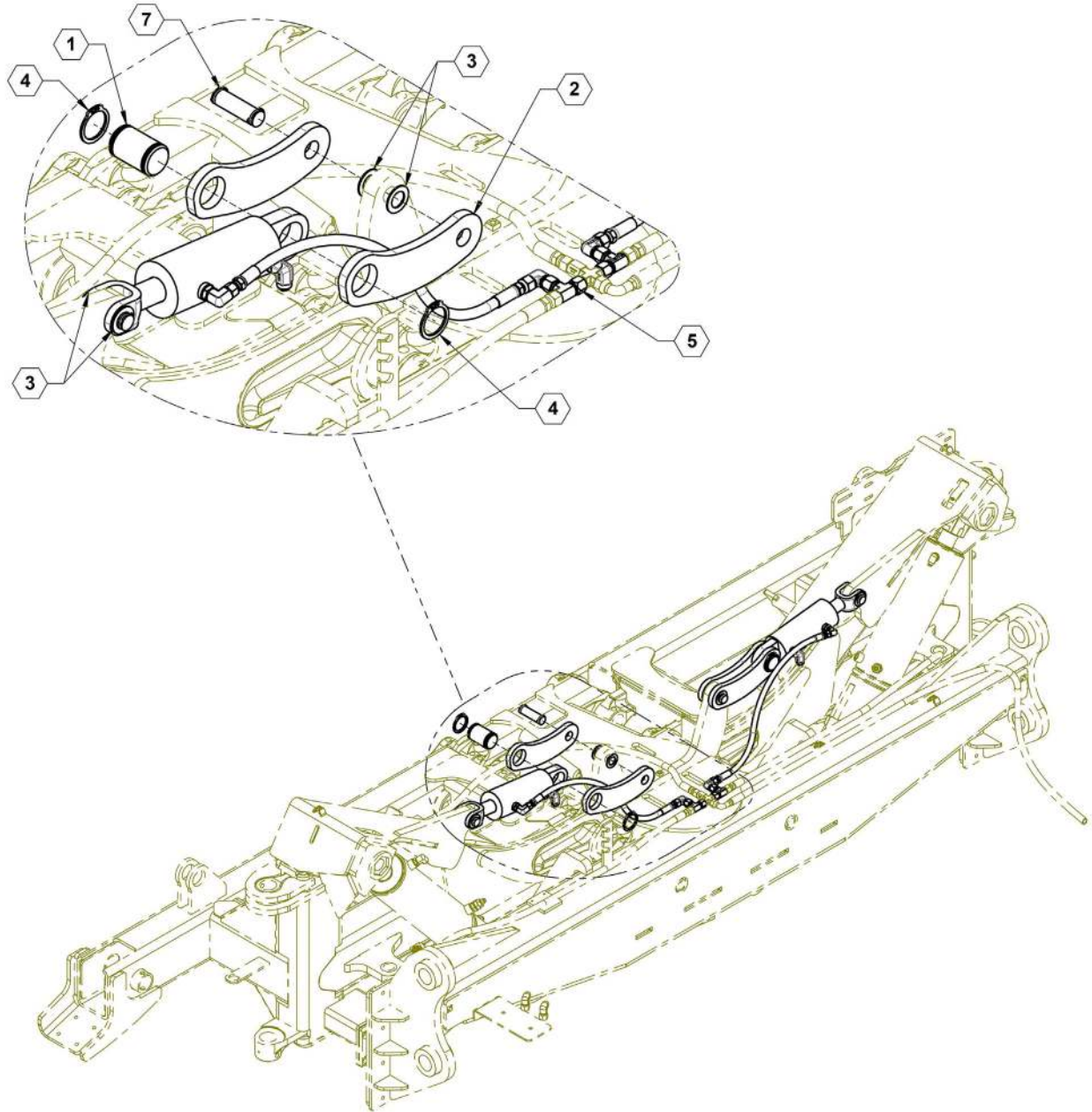


## ILLUSTRATED PARTS LIST

### Product Pump Hydraulic Hose Routing Parts List

ITEM	PART NO.	QTY.	DESCRIPTION
1	600100-41	1	HOSE ASSY, 08-8FJX-8MOR-PIONEER-365
2	600100-42	1	HOSE ASSY, 08-8FJX-8FJX-14
3	600100-43	1	HOSE ASSY, 10-10FJX-8MOR-PIONEER-386

## Helper Cylinders Assembly



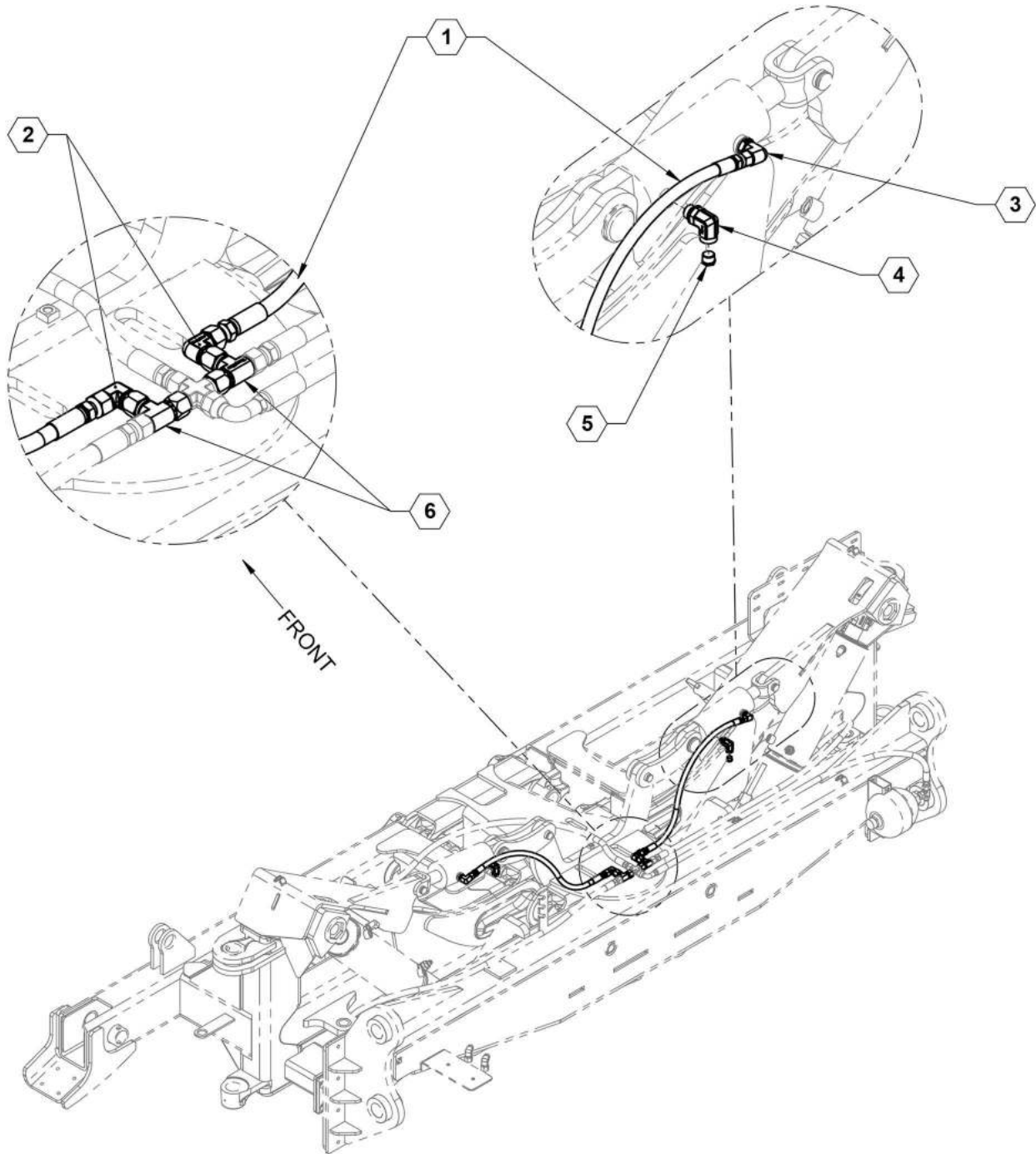


## ILLUSTRATED PARTS LIST

### Helper Cylinders Assembly Parts List

ITEM	PART NO.	QTY.	DESCRIPTION
1	15179	2	PIN, LATCH CYLINDER BASE
2	26725	4	PLATE, CYLINDER LINK
3	596179M	8	BUSHING, MACHINED 1" X 14GA MAGNI
4	596747M	4	SNAP RING, 2" MAGNI
5	600103	1	HELPER CYLINDER HYDRAULIC KIT
6	620026	2	WING LATCH CYLINDER
6	649208	1	REPAIR KIT
7	620072	2	PIN, CYLINDER, 1" X 3-3/8", KIT PKG OF 2

## Helper Cylinder Hydraulics





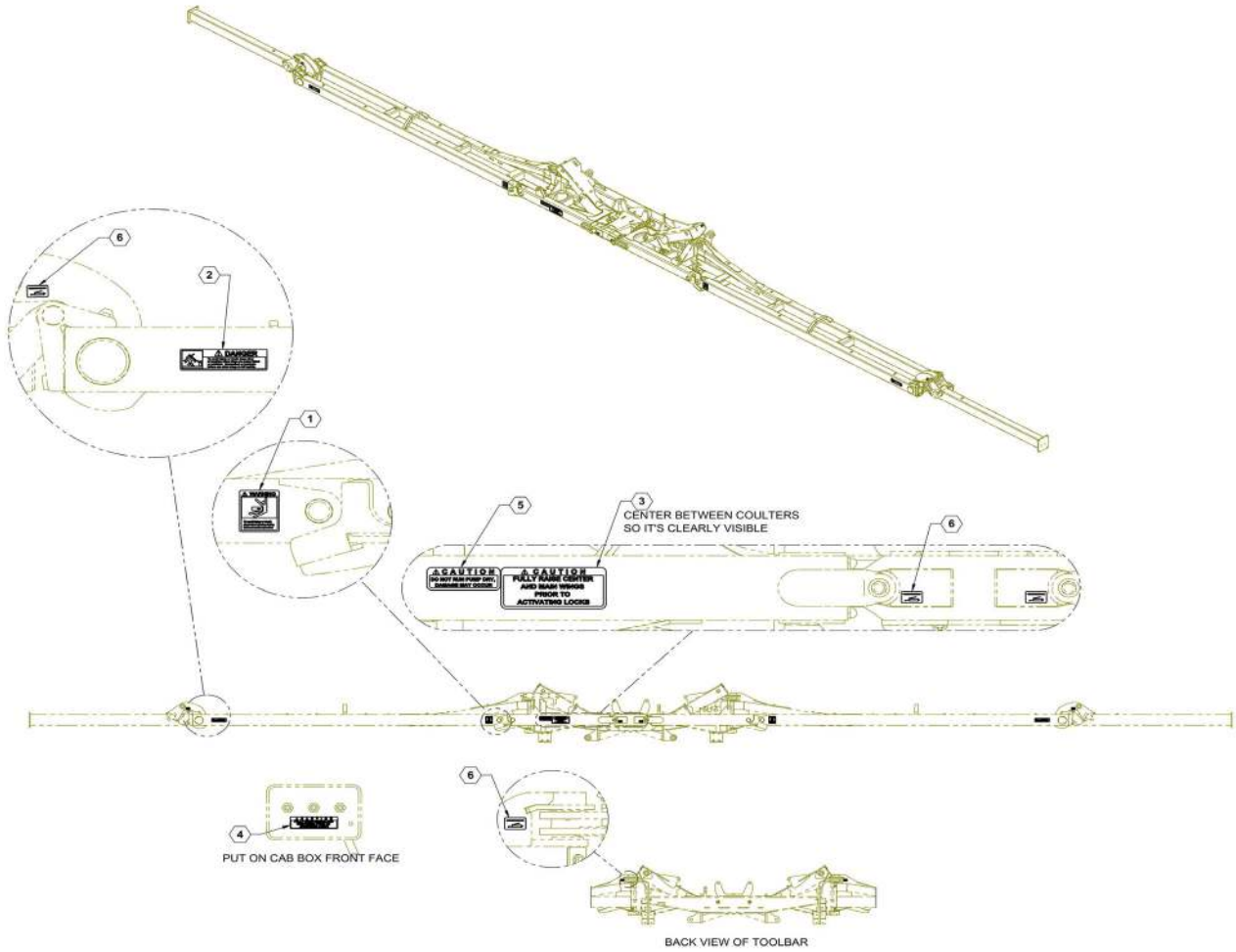


## ILLUSTRATED PARTS LIST

### Helper Cylinder Hydraulics Parts List

ITEM	PART NO.	QTY.	DESCRIPTION
1	600103-1-ZN	2	HOSE ASSEMBLY, 06-8FJX-6FJX-29
2	610024	2	JIC #8 90 DEGREE
3	610030	2	JIC #6 TO O-RING #8 90 DEGREE
4	610035	2	O-RING #8 TO 3/8" PIPE 90 DEGREE
5	610036	2	PLUG 3/8-18 BREATHER VENT
6	610053	2	JIC #8 SWIVEL RUN TEE

## Toolbar Decals



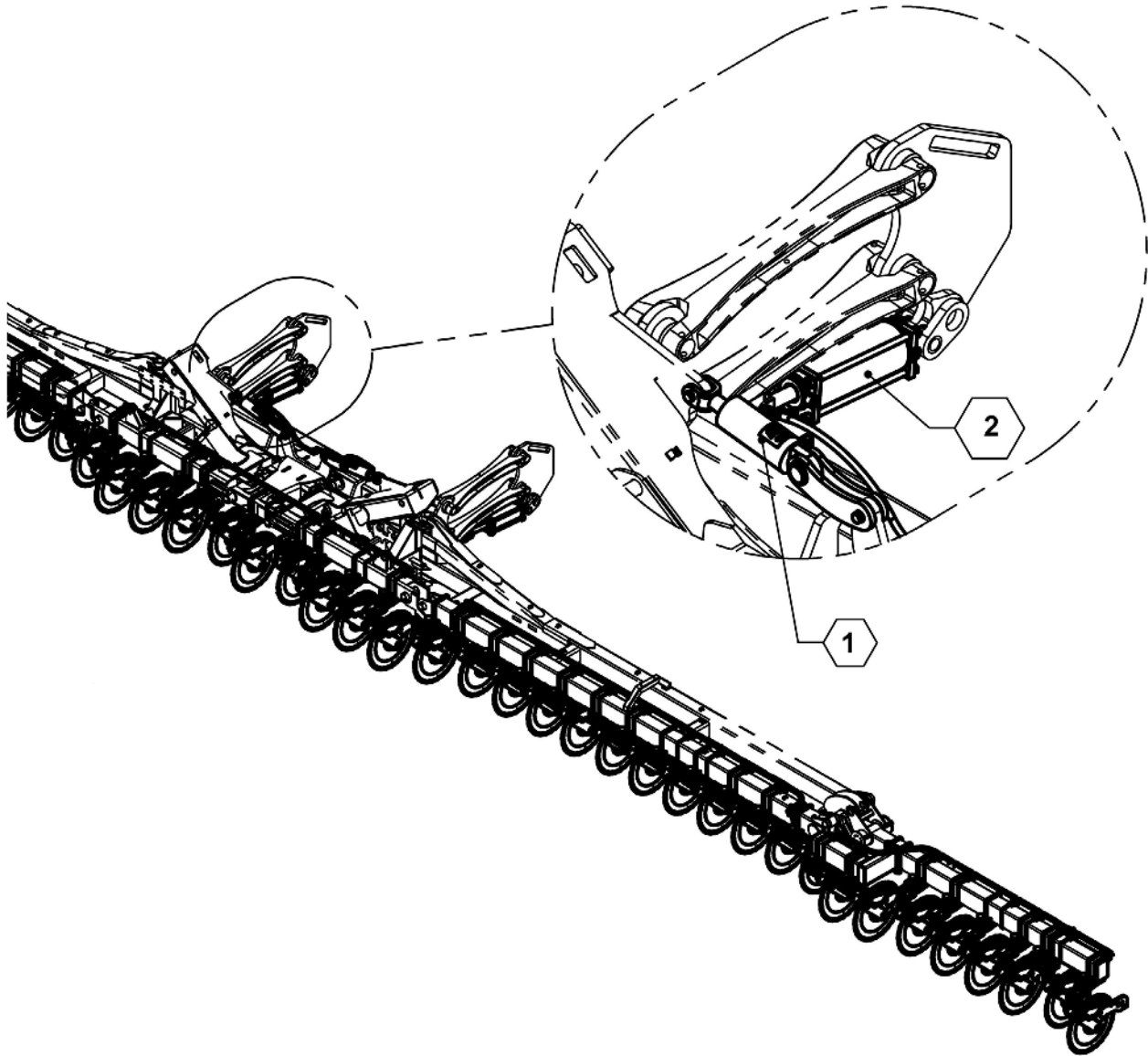


## ILLUSTRATED PARTS LIST

### Toolbar Decals Parts List

ITEM	PART NO.	QTY.	DESCRIPTION
1	800105	2	DECAL, WARNING-STAND CLEAR
2	800106	2	DECAL, DANGER-STAND CLEAR
3	800249	1	DECAL, FULLY RAISE CENTER
4	800252	1	DECAL, CAUTION FULLY RAISE CENTER
5	800282	1	DECAL, DO NOT RUN PUMP DRY , ENGLISH
6	800287	8	DECAL, GREASE PIVOT POINTS

## Main Lift and Helper Cylinders



### Main Lift and Helper Cylinders Parts List

ITEM	PART NO.	QTY.	DESCRIPTION
1	26981	1	HELPER CYLINDER ASSEMBLY
2	620073	2	MAIN LIFT CYLINDER, 4" X 10" STROKE
2	620091	2	MAIN LIFT CYLINDER, 4.5" X 10" STROKE



## ILLUSTRATED PARTS LIST

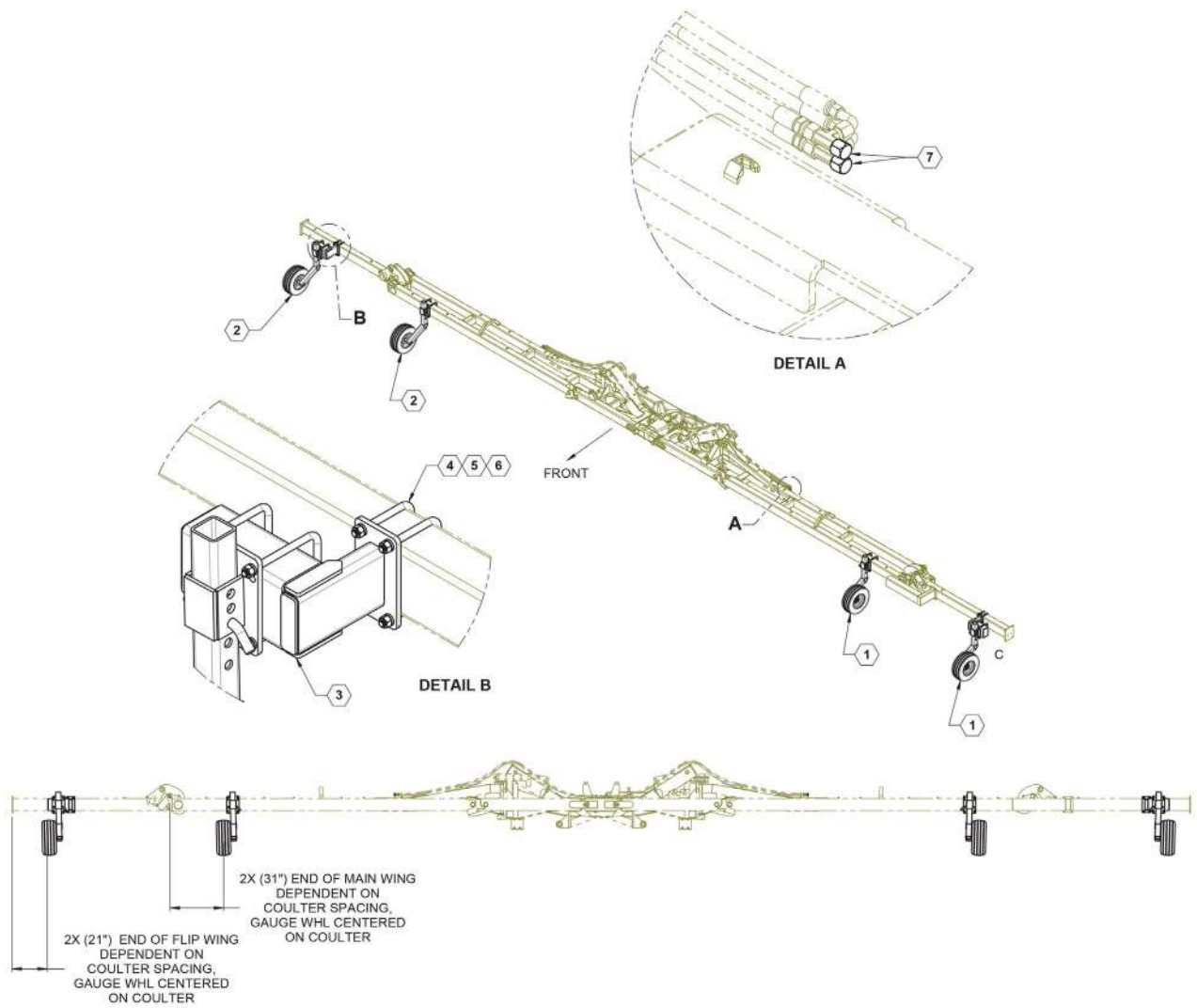
---





# ILLUSTRATED PARTS LIST

## Non-Folding Gauge Wheels 60'



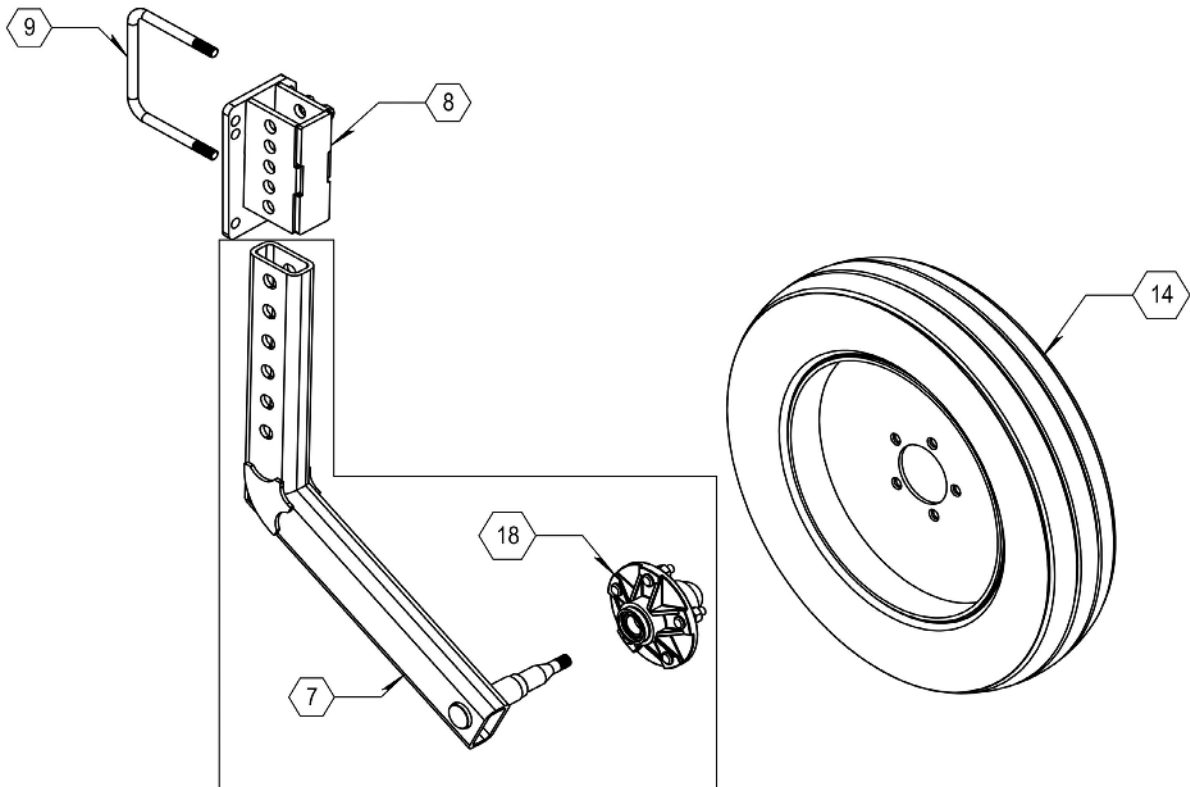
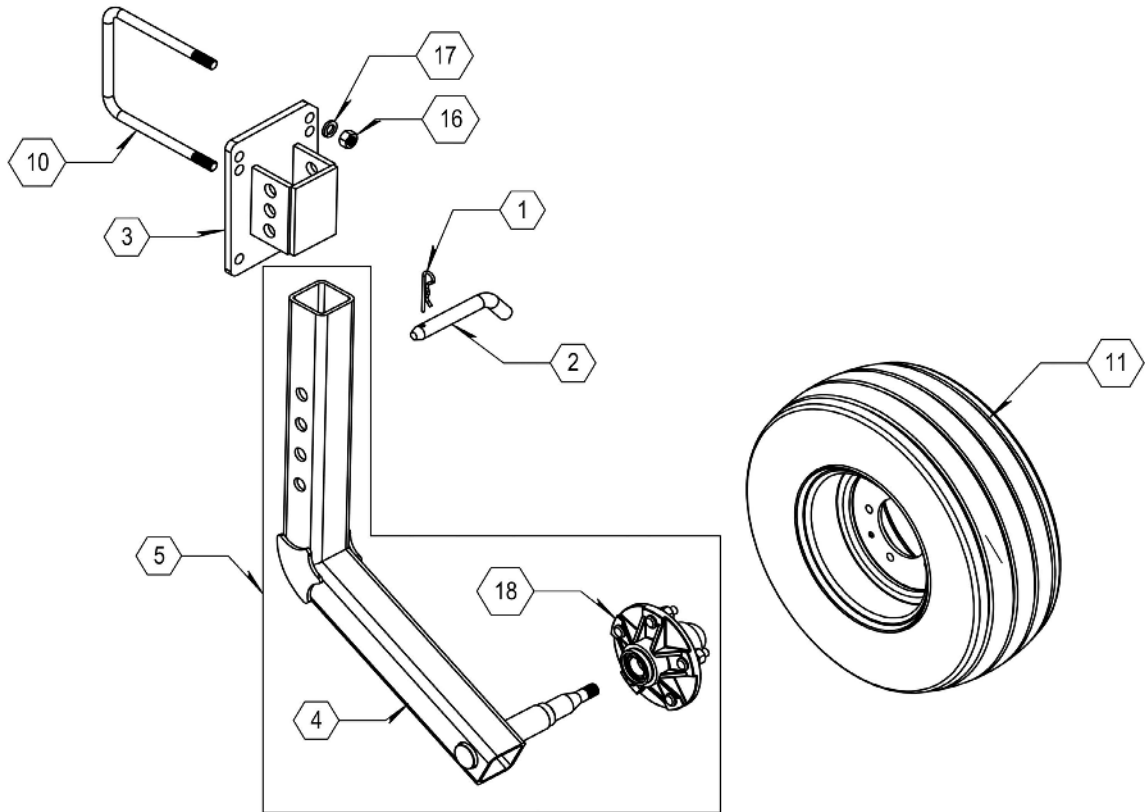


## ILLUSTRATED PARTS LIST

### Non-Folding Gauge Wheels 60' Parts List

ITEM	PART NO.	QTY.	DESCRIPTION
1	19062L	2	GAUGE WHEEL LH ASSEMBLY
2	19062R	2	GUAGE WHEEL RH ASSEMBLY
3	27145	2	STAND OFF TUBE
4	590061	4	U-BOLT, 5/8 X 7" X 5"
5	596216M	8	NUT, HEX 5/8-11 MAGNI
6	596253M	8	LOCKWASHER 5/8 MAGNI
7	610143	4	FJIC #6 CAP

### Gauge Wheel





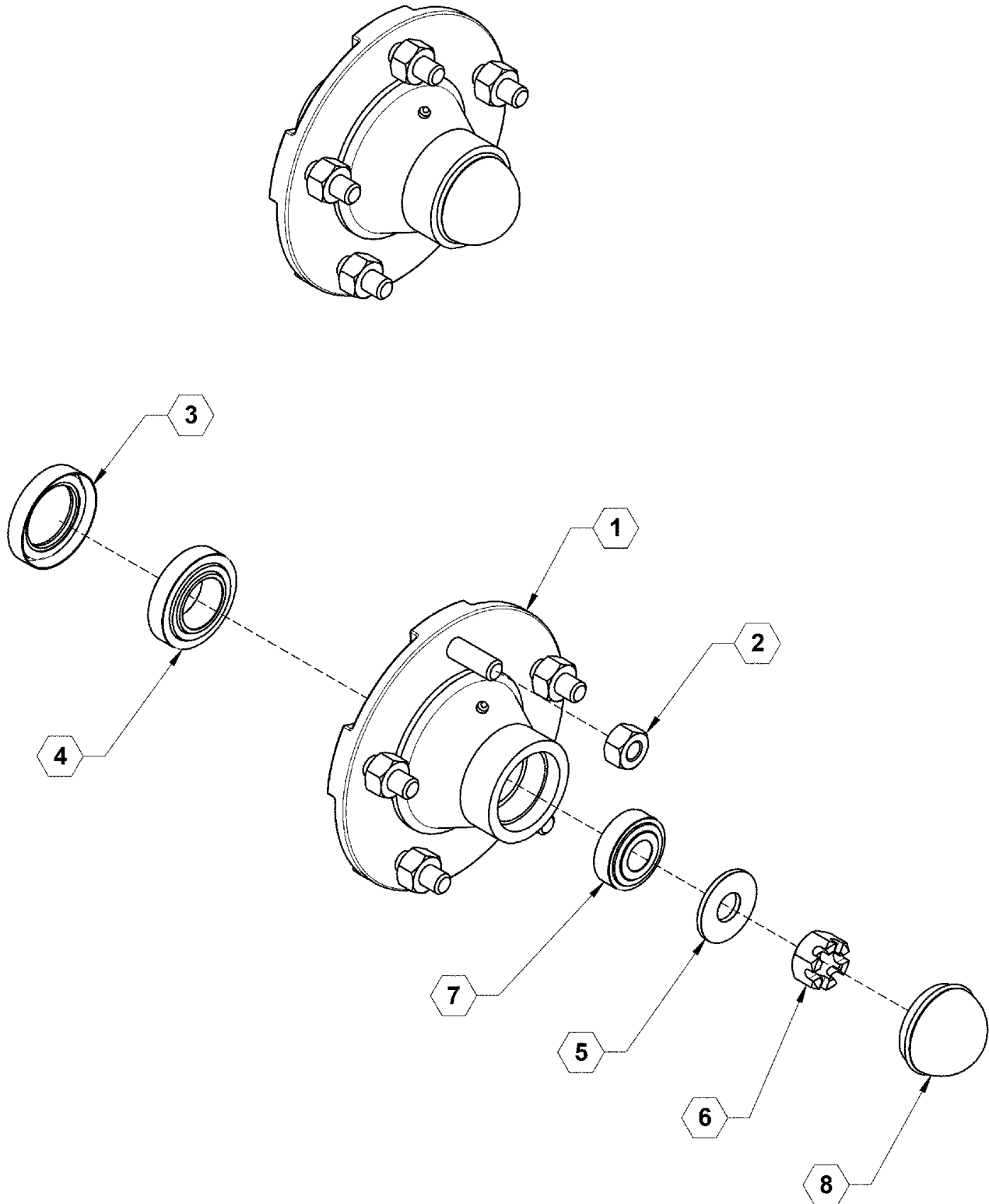


## ILLUSTRATED PARTS LIST

### Gauge Wheel Parts List

ITEM	PART NO.	QTY.	DESCRIPTION
1	285	AR	PIN, SPRING LOCK
2	19061	AR	PIN, CROSS
3	19055L	AR	STANDARD GAUGE WHEEL MOUNT
NS	19055R	AR	STANDARD GAUGE WHEEL MOUNT
4	19060L	AR	STANDARD GAUGE WHEEL ARM
NS	19060R	AR	STANDARD GAUGE WHEEL ARM
5	19063L	AR	STANDARD ARM WITH HUB
NS	19063R	AR	STANDARD ARM WITH HUB
6	22041L	AR	NARROW ARM WITH HUB
NS	22041R	AR	NARROW ARM WITH HUB
7	22045L	AR	NARROW GAUGE WHEEL ARM
NS	22045R	AR	NARROW GAUGE WHEEL ARM
8	22050L	AR	NARROW GAUGE WHEEL MOUNT
NS	22050R	AR	NARROW GAUGE WHEEL MOUNT
9	590061	AR	U-BOLT 5/8 X 5 X 7"
10	590108	AR	U-BOLT 5/8 X 7 X 7"
11	700023	AR	WHEEL, 20.5 X 8 X 10, YELLOW
12	700030	AR	WHEEL, 20.5 X 8 X 10, SILVER
13	700133	AR	NARROW WHEEL, SILVER
14	700134	AR	NARROW WHEEL, YELLOW
15	730030	AR	NUT, LUG
16	596216M	AR	NUT, HEX 5/8 MAGNI
17	596253M	AR	WASHER, LOCK 5/8 MAGNI
18	730003ASSY	AR	Q736 HUB ASSEMBLY

## Q736 Hub Assembly, 5 Bolt



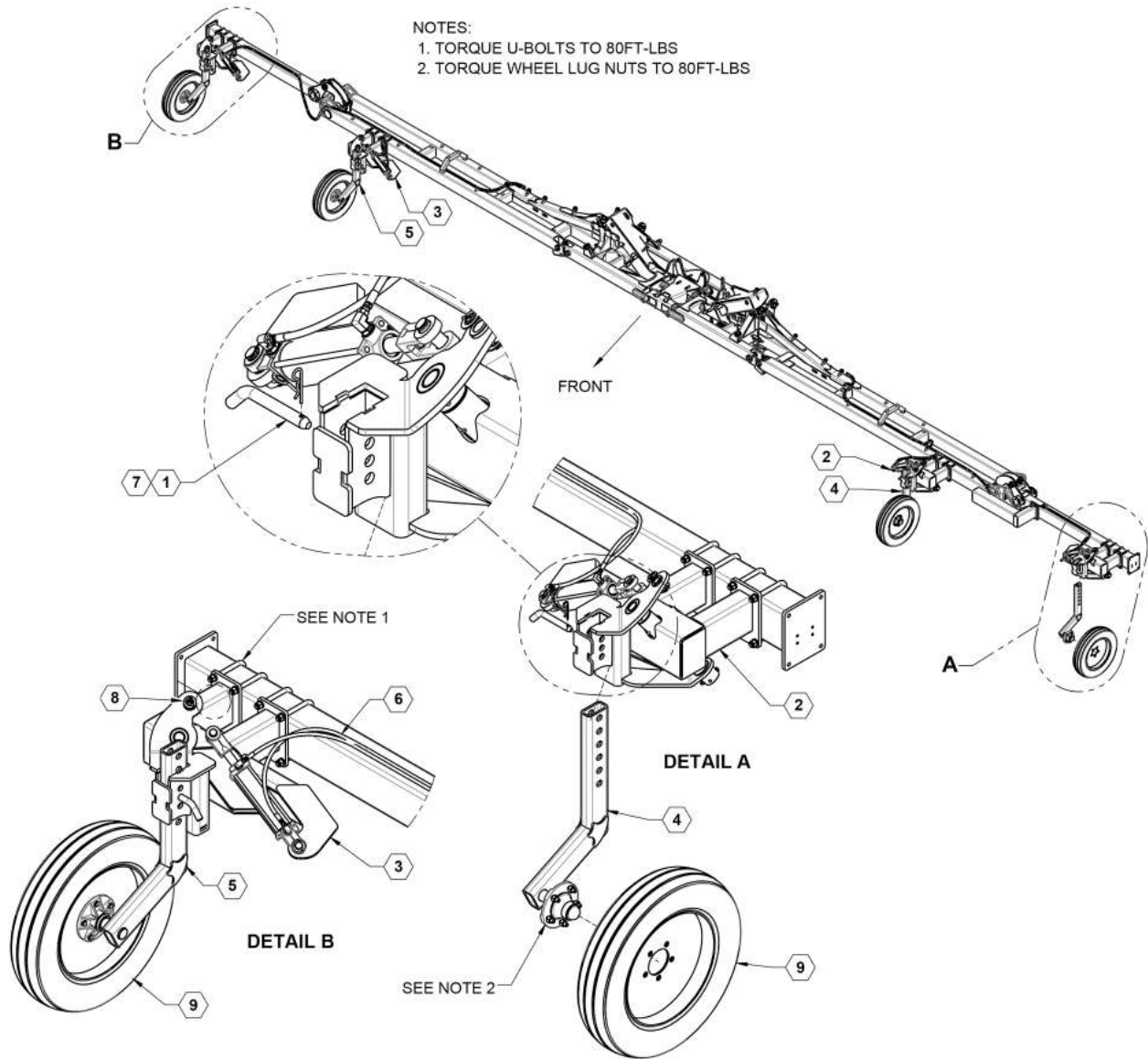


## ILLUSTRATED PARTS LIST

### Q736 Hub Assembly, 5 Bolt Parts List

ITEM	PART NO.	QTY.	DESCRIPTION
1	730003	1	Q736 HUB ASSEMBLY (ITEMS 1-7)
2	1724	5	WHEEL STUD BOLT, 913576
2	1725	5	WHEEL LUG NUT, 912919
3	1716	1	SEAL QDS 906296
4	1710	1	INNER CUP (LM67010)
4	1712	1	INNER CONE (LM67048)
5	730034	1	HUB WASHER
6	730035	1	CASTLE NUT N669
7	1711	1	OUTER CUP (LM11910)
7	1713	1	OUTER CONE (LM11949)
8	1714	1	HUB CAP QDS 909931

## Folding Gauge Wheels (Hydraulic) - 60'



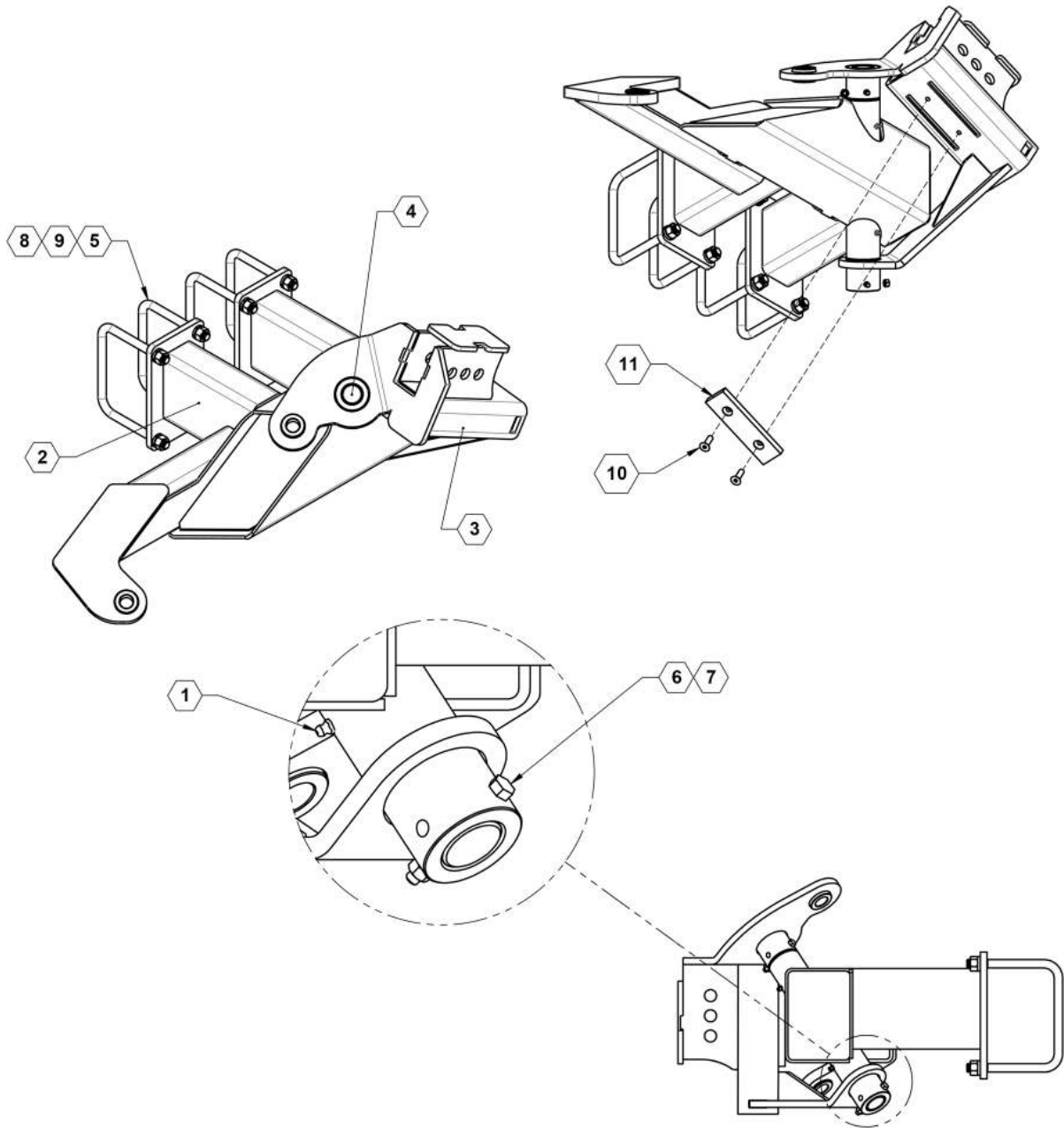


## ILLUSTRATED PARTS LIST

### Folding Gauge Wheels (Hydraulic) - 60' Parts List

ITEM	PART NO.	QTY.	DESCRIPTION
1	19061	4	PIN, GAUGE WHEEL MOUNT
2	21923L	2	ASSEMBLY, FOLDING GAUGE WHEEL
3	21923R	2	ASSEMBLY, FOLDING GAUGE WHEEL
4	22018L	2	ARM ASSEMBLY, PIVOT GAUGE WHEEL LH
5	22018R	2	ARM ASSEMBLY, PIVOT GAUGE WHEEL RH
6	26929	1	ASSEMBLY, 60 FOOT HYDRAULIC FOLDING GAUGE WHEEL
7	590017	4	PIN, HITCH, 1/8 X 3-1/8" ZP
8	590179	16	WASHER, 1 X 14GA ZP
9	700134	4	TIRE / WHEEL 6.70X15 GAUGE WHEEL

## Folding Gauge Wheel Assembly





## ILLUSTRATED PARTS LIST

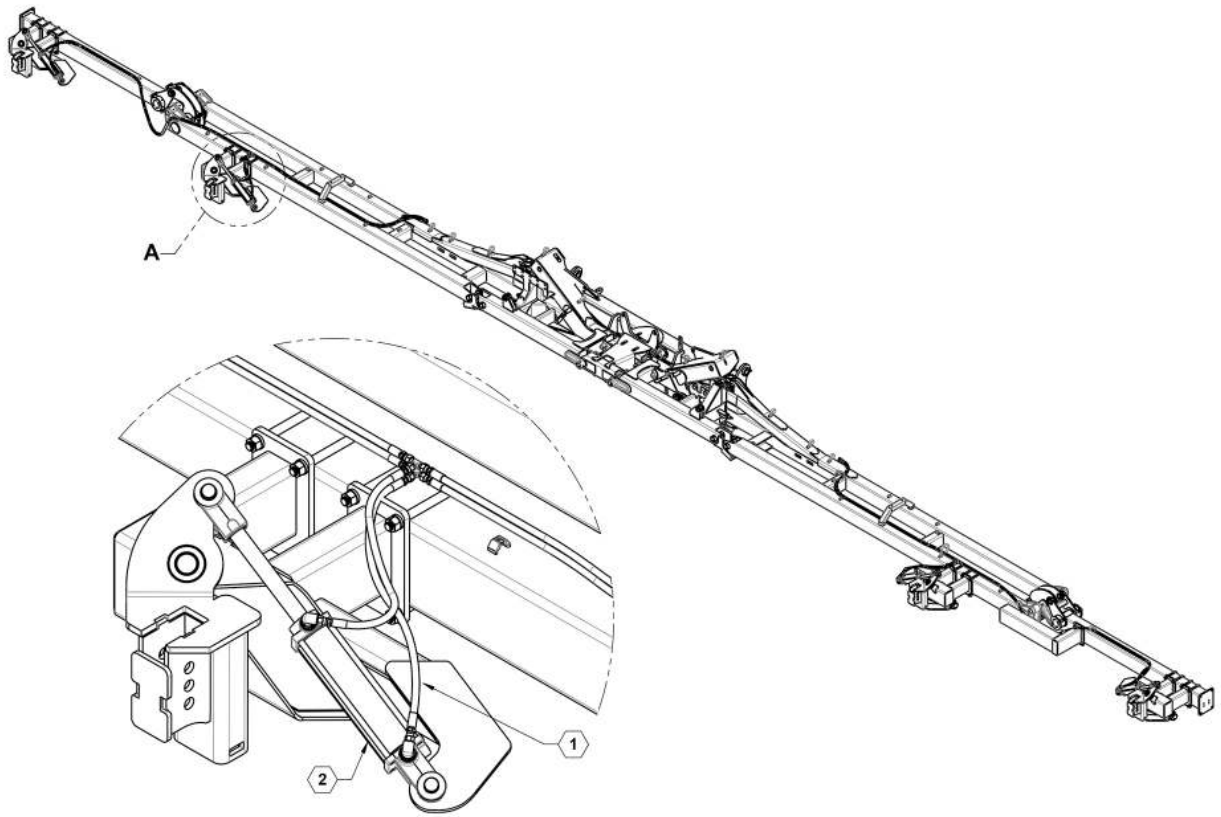
### Folding Gauge Wheel Assembly Parts List

ITEM	PART NO.	QTY.	DESCRIPTION
1	759	2	ZERK, 1/4-28 STRAIGHT
2	21924L	1	GAUGE WHEEL BASE MOUNT
NS	21924R	1	GAUGE WHEEL BASE MOUNT
3	21925L	1	GAUGE WHEEL ARM MOUNT
NS	21925R	1	GAUGE WHEEL ARM MOUNT
4	21944	1	PIN, GAUGE WHEEL PIVOT
5	530171	4	U-BOLT, 5/8x7 1/16" x 8 1/2", ZP
6	596119M	2	BOLT, HH 5/16-18X3 GR5 MAGNI
7	596212M	2	NUT, 5/16-18
8	596216M	8	NUT, HEX 5/8-11 MAGNI
9	596253M	8	LOCKWASHER 5/8 MAGNI
10	596726M	2	FHSCS 3/8-16 X 1-1/4 MAGNI
11	750066	1	PAD, GAUGE WHEEL STOP



# ILLUSTRATED PARTS LIST

## 60' Hydraulic Folding Gauge Wheel Assembly



DETAIL A



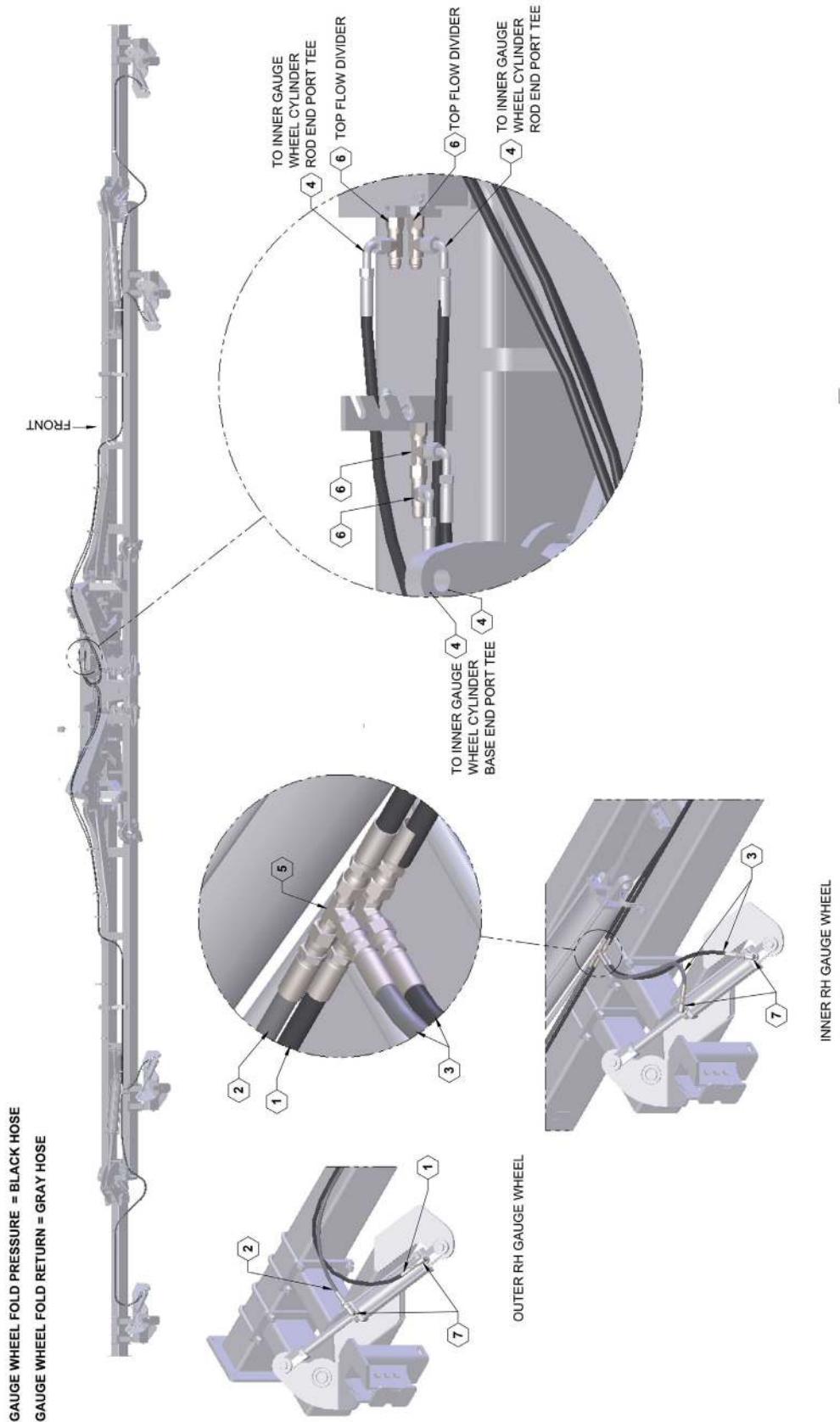


## ILLUSTRATED PARTS LIST

### 60' Hydraulic Folding Gauge Wheel Assembly Parts List

ITEM	PART NO.	QTY.	DESCRIPTION
1	600101	1	60' FOLDING GAUGE WHEEL HYDRAULIC KIT
2	620023	4	CYLINDER, 25TD08-112

## 60' Hydraulic Folding Gauge Wheel Hoses





## ILLUSTRATED PARTS LIST

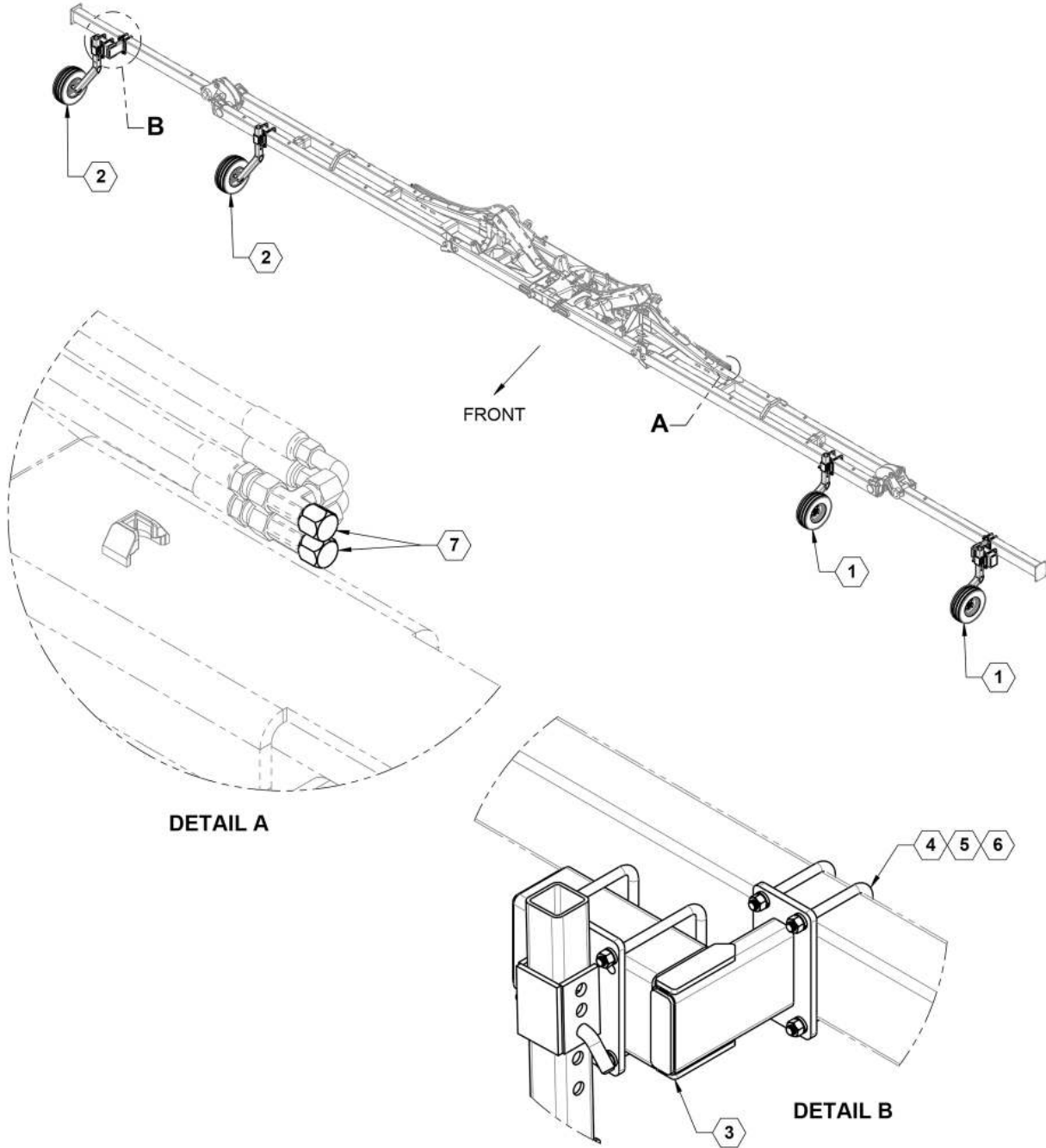
### 60' Hydraulic Folding Gauge Wheel Hose Kit Parts List

ITEM	PART NO.	QTY.	DESCRIPTION
1	600101-1	2	HOSE ASSY, 04-6FJX-4FJX-146
2	600101-2	2	HOSE ASSY, 04-6FJX-4FJX-138
3	600101-4	4	HOSE ASSY, 04-6FJX-4FJX-27
4	600101-5	4	HOSE ASSY, 04-6FJX90-4FJX-248
5	610003	4	JIC #4 UNION TEE
6	610027	4	JIC #6 RUN TEE
7	610030	8	JIC #6 TO ORING #8 90 DEG



# ILLUSTRATED PARTS LIST

## Non-Folding Gauge Wheels - 66'





## ILLUSTRATED PARTS LIST

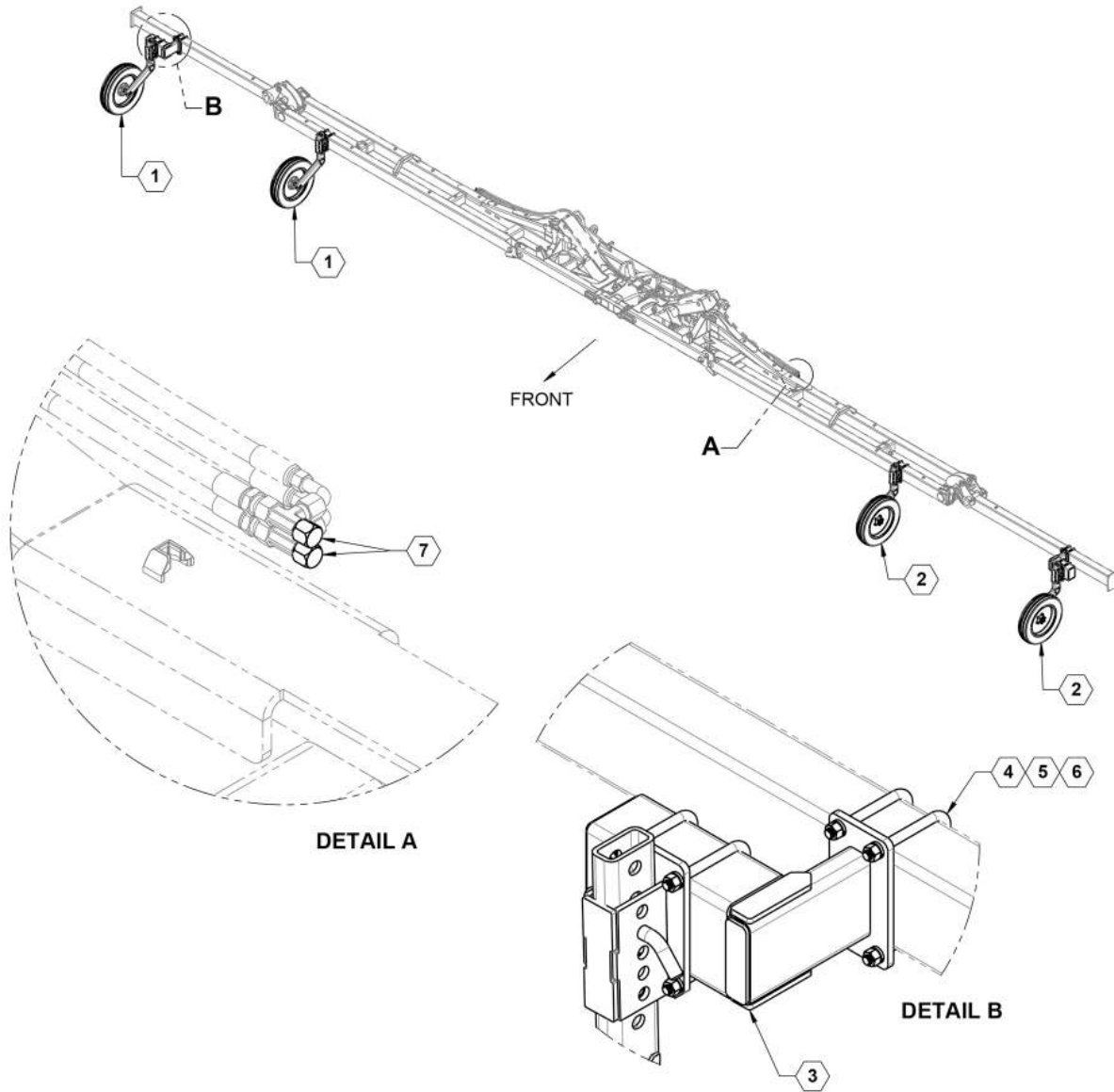
### Non-Folding Gauge Wheels - 66' Parts List

ITEM	PART NO.	QTY.	DESCRIPTION
1	19062L	2	GAUGE WHEEL LH ASSEMBLY, YELLOW
1	26920	2	GAUGE WHEEL LH ASSEMBLY, SILVER
2	19062R	2	GAUGE WHEEL RH ASSEMBLY, YELLOW
2	26919	2	GAUGE WHEEL RH ASSEMBLY, SILVER
3	27145	2	TUBE STAND OFF
4	590061	4	U-BOLT, 5/8 X 7" X 5"
5	596216M	8	NUT, HEX 5/8-11 MAGNI
6	596253M	8	LOCKWASHER 5/8 MAGNI
7	610143	4	FJIC #6 CAP



# ILLUSTRATED PARTS LIST

## Non-Folding Tall Gauge Wheels - 66'



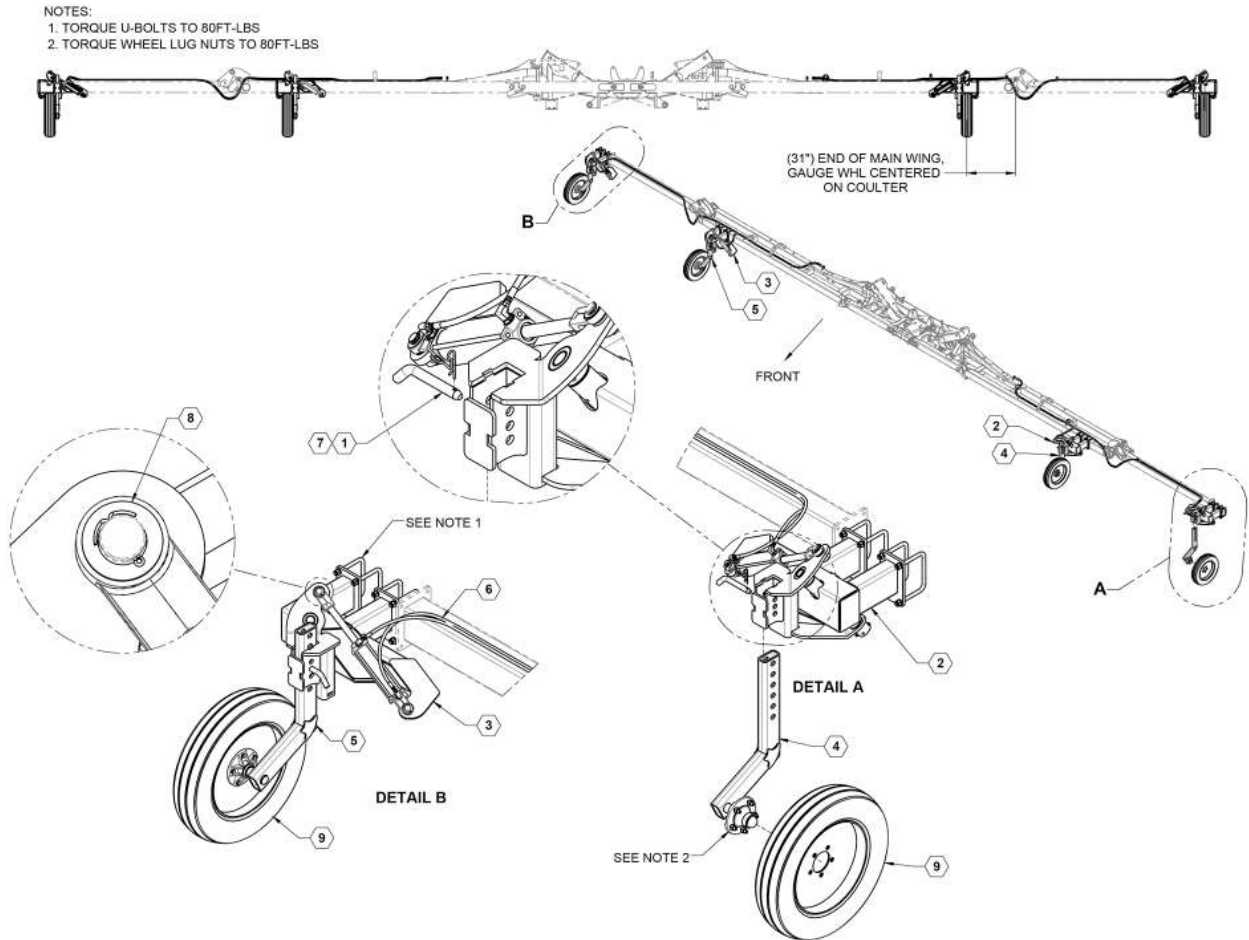


## ILLUSTRATED PARTS LIST

### Non-Folding Tall Gauge Wheels - 66' Parts List

ITEM	PART NO.	QTY.	DESCRIPTION
1	26860	2	ASSEMBLY, LARGE GAUGE WHEEL RH, YELLOW
1	26883	2	ASSEMBLY, LARGE GAUGE WHEEL RH, SILVER
2	26861	2	ASSEMBLY, LARGE GAUGE WHEEL LH, YELLOW
2	26884	2	ASSEMBLY, LARGE GAUGE WHEEL LH, SILVER
3	27145	2	TUBE STAND OFF
4	590061	4	U-BOLT, 5/8 X 7" X 5"
5	596216M	8	NUT, HEX 5/8-11 MAGNI
6	596253M	8	LOCKWASHER 5/8 MAGNI
7	610143	4	FJIC #6 CAP

## Folding Gauge Wheels (Hydraulic) - 66'



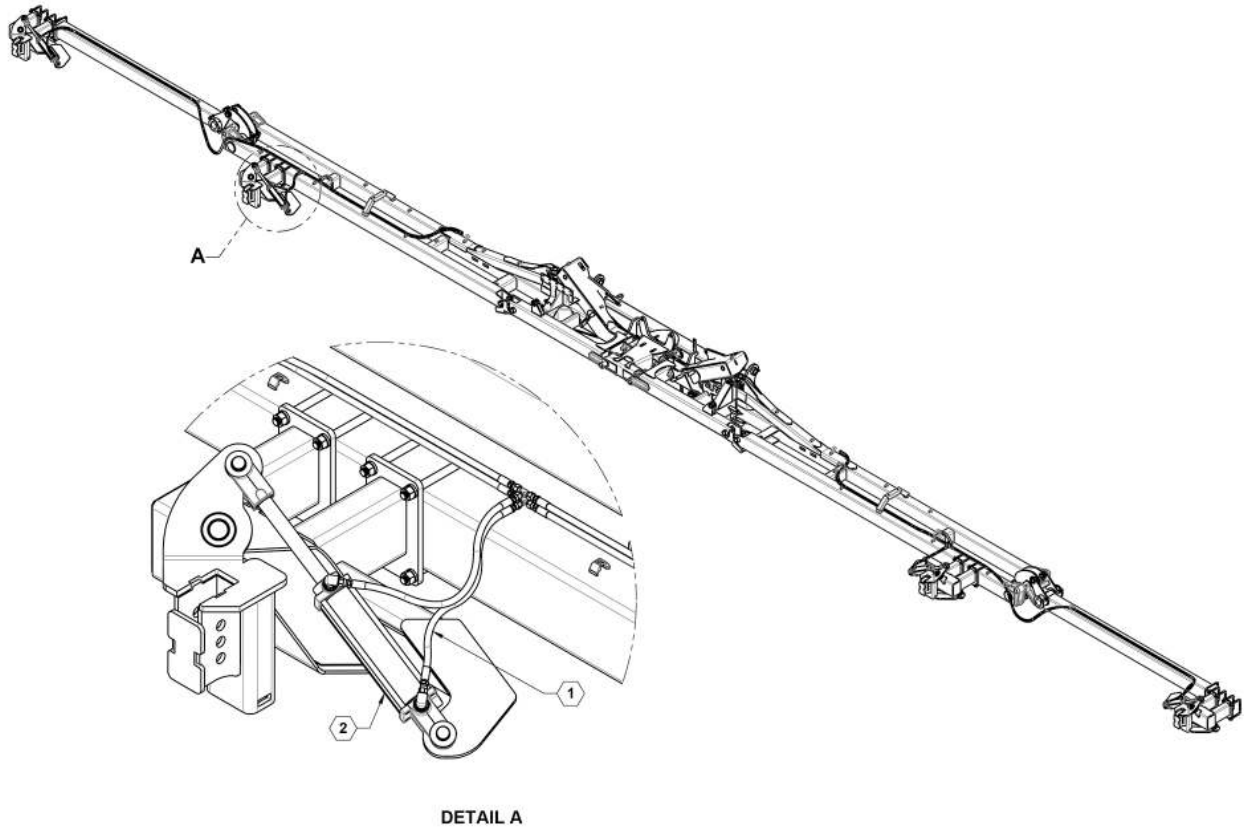
## Folding Gauge Wheels (Hydraulic) - 66' Parts List

ITEM	PART NO.	QTY.	DESCRIPTION
1	19061	4	PIN, GAUGE WHEEL MOUNT
2	21923L	2	ASSEMBLY, FOLDING GAUGE WHEEL
3	21923R	2	ASSEMBLY, FOLDING GAUGE WHEEL
4	22018L	2	ARM ASSEMBLY, PIVOT GAUGE WHEEL LH
5	22018R	2	ARM ASSEMBLY, PIVOT GAUGE WHEEL RH
6	27062	1	HYDRAULIC ASSEMBLY, FOLDING GAUGE WHEEL 66'
7	590017	4	PIN, HITCH, 1/8 X 3-1/8" ZP
8	590179	16	WASHER, 1 X 14GA ZP
9	700134	4	TIRE / WHEEL 6.70X15 GAUGE WHEEL



## Folding Gauge Wheels Hydraulic Assembly 66'

0

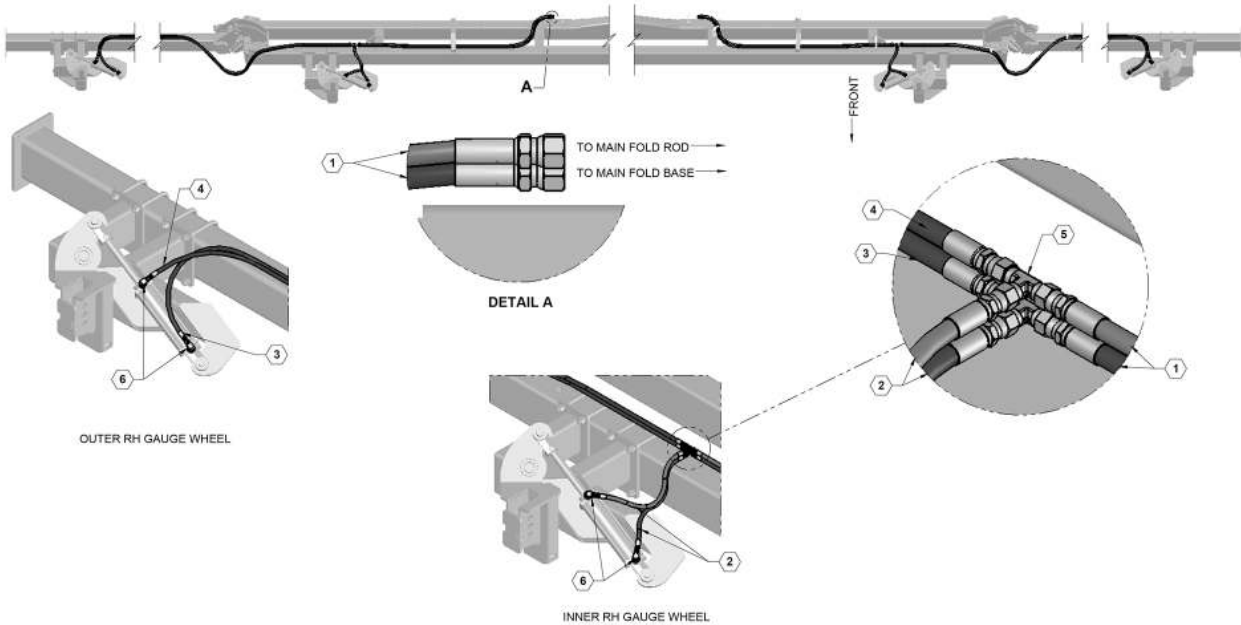


### Folding Gauge Wheels Hydraulic Assembly 66' Parts List

ITEM	PART NO.	QTY.	DESCRIPTION
1	600104	1	66 FOOT FOLDING GAUGE WHEEL KIT
2	620023	4	CYLINDER, 25TD08-112

## 66 Foot Folding Gauge Wheel Hydraulics

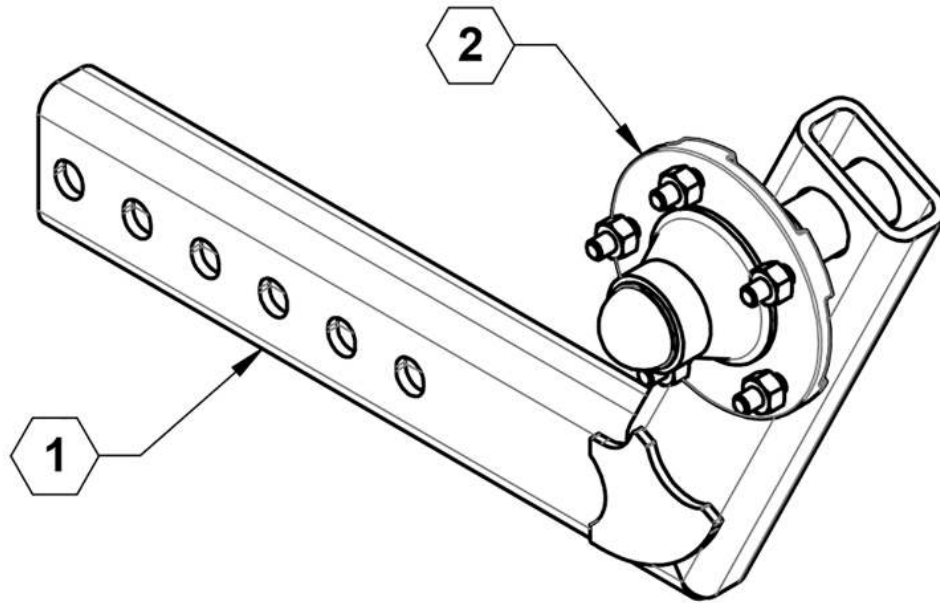
GAUGE WHEEL FOLD PRESSURE = BLACK HOSE  
 GAUGE WHEEL FOLD RETURN = GRAY HOSE



## 66 Foot Folding Gauge Wheel Hydraulics Parts List

ITEM	PART NO.	QTY.	DESCRIPTION
1	600101-3-ZN	4	HOSE ASSEMBLY, 04-6FJX-4FJX-96
2	600101-4-ZN	4	HOSE ASSEMBLY, 04-4FJX-4FJX-27
3	600104-1-ZN	2	HOSE ASSEMBLY, 04-4FJX-4FJX-190
4	600104-2-ZN	2	HOSE ASSEMBLY, 04-4FJX-4FJX-182
5	610003	4	JIC #4 UNION TEE
6	610029	8	JIC #4 TO O-RING #8 90 DEGREE

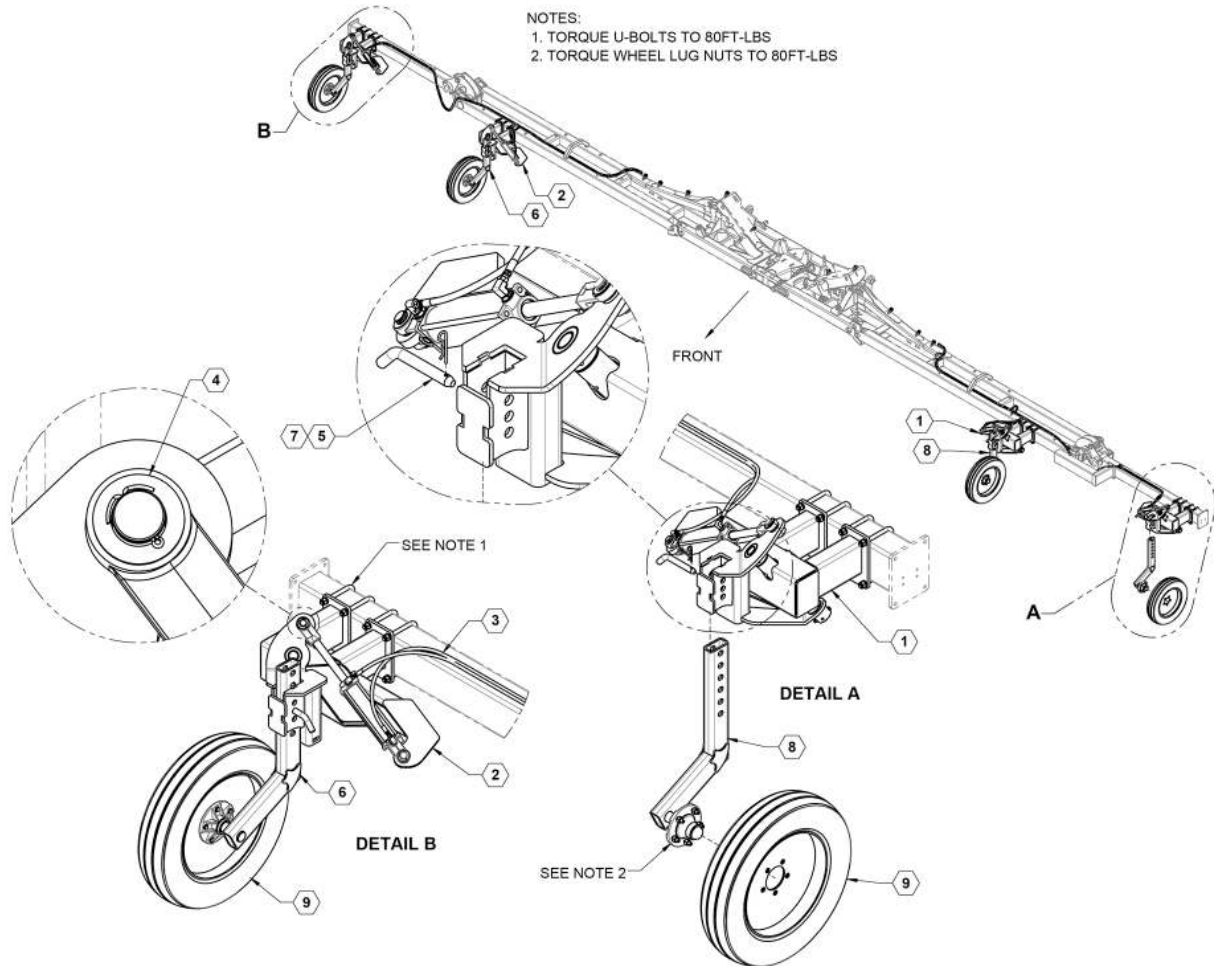
## Arm Assembly, Pivot Gauge Wheel



### Arm Assembly, Pivot Gauge Wheel Parts List

ITEM	PART NO.	QTY.	DESCRIPTION
1	22135R	1	ARM, RH
NS	22135L	1	ARM, LH
2	730003ASSY	1	HUB COMPLETE (736) 5 BOLT ASSEMBLY

## Folding Gauge Wheels (Hydraulic) - 60'



## Folding Gauge Wheels (Hydraulic) - 60' Parts List

ITEM	PART NO.	QTY.	DESCRIPTION
1	21923L	2	ASSEMBLY, FOLDING GAUGE WHEEL
2	21923R	2	ASSEMBLY, FOLDING GAUGE WHEEL
3	26929	1	ASSEMBLY, 60 FOOT HYDRAULIC FOLDING GAUGE WHEEL
4	590179	16	WASHER, 1 X 14GA ZP
5	19061	4	PIN, GAUGE WHEEL MOUNT
6	22018R	2	ARM ASSEMBLY, PIVOT GAUGE WHEEL RH
7	590017	4	PIN, HITCH, 1/8 X 3-1/8" ZP
8	22018L	2	ARM ASSEMBLY, PIVOT GAUGE WHEEL LH
9	700133	4	TIRE/WHEEL 6.70X15 GAUGE WHEEL



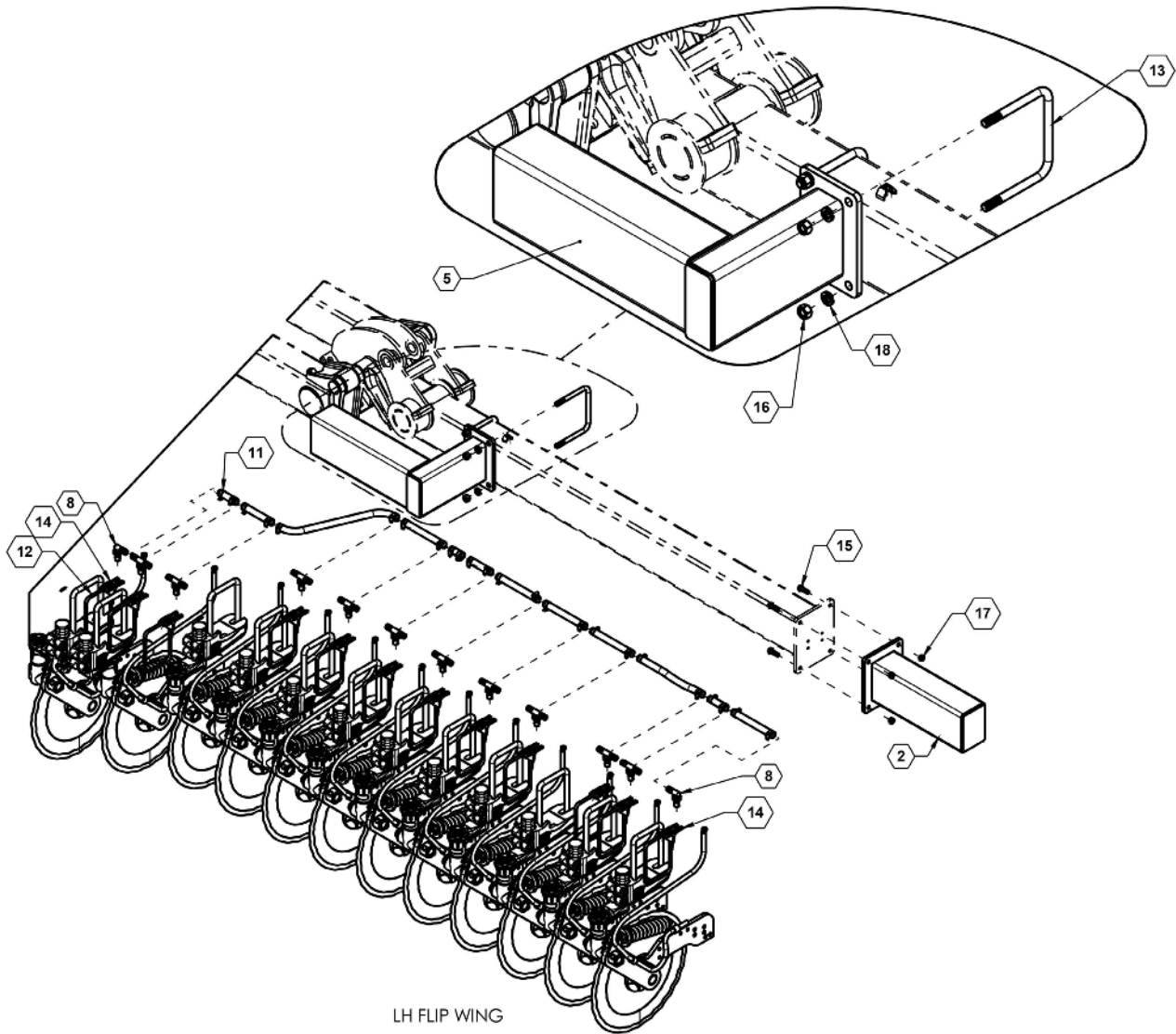
# ILLUSTRATED PARTS LIST

---



**FAST GLOBAL**  
**SOLUTIONS**

## Flip Wing Coulter Parts



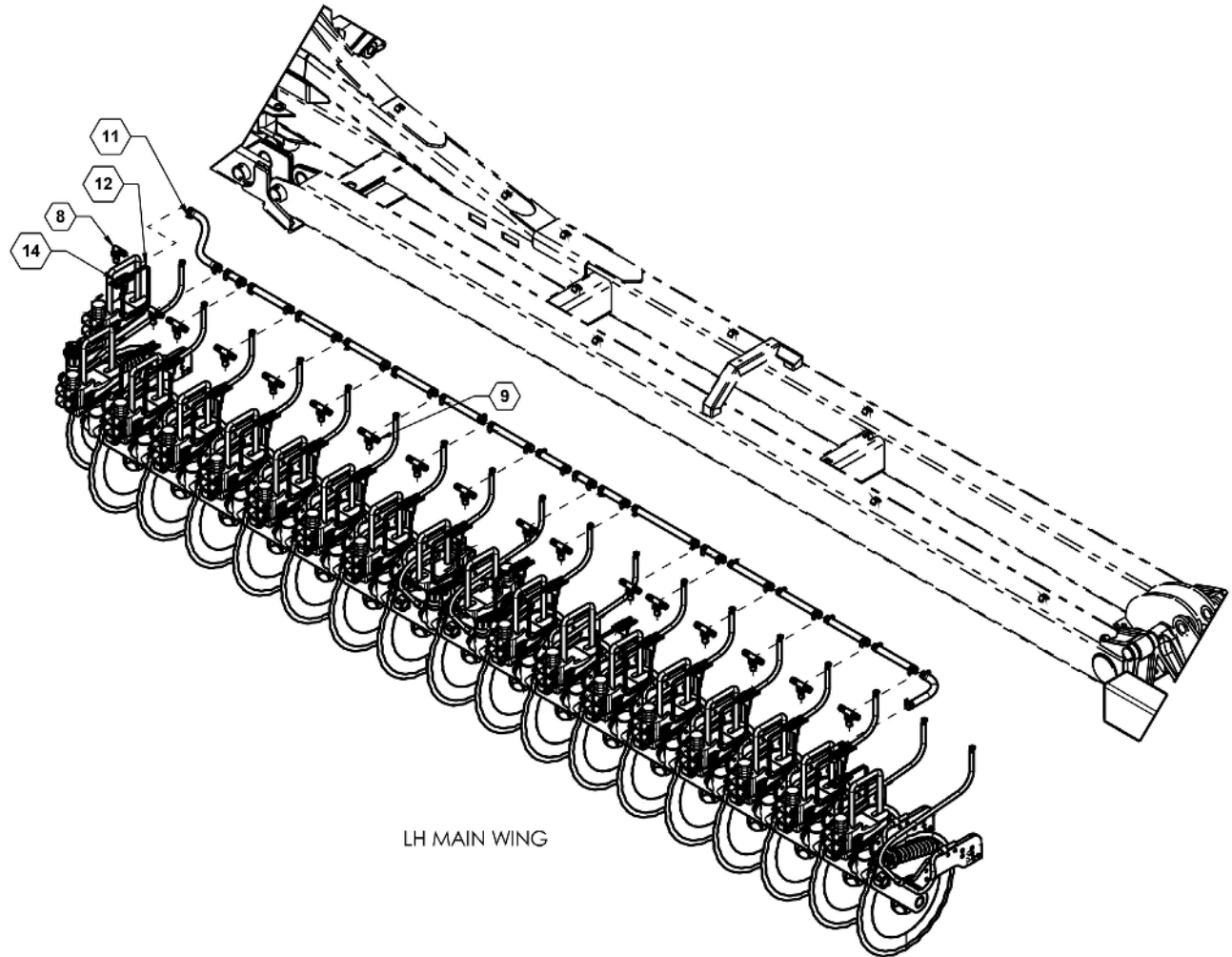


## ILLUSTRATED PARTS LIST

### Flip Wing Coulter Parts List

ITEM	PART NO.	QTY.	DESCRIPTION
2	22213	2	7x5 WING EXTENSION 13.5" LONG
2	15380	2	7x5 WING EXTENSION 19.75" LONG
2	22213	2	7x5 WING EXTENSION 22" LONG
5	26034	2	STAND OFF BRACKET
8	520003	12	NOZZLE, SINGLE HOSE SHANK
11	540013	150	CLAMP, HOSE SS 3/4" #12
12	540050	73	CLAMP, HOSE SS 5 1/2" - 8 1/2"
13	590061	8	U-BOLT, 5/8 X 7" X 5"
14	590187	73	MOUNT, PLUMBING
15	596153M	8	BOLT, HH 1/2-13X1-1/2 GR5 MAGNI
16	596216M	16	NUT, HEX 5/8-11 MAGNI
17	596239M	8	NUT, CENTERLOCK, 1/2-13 MAGNI
18	596253M	16	LOCKWASHER 5/8 MAGNI

## Main Wing Coulter Parts



LH MAIN WING



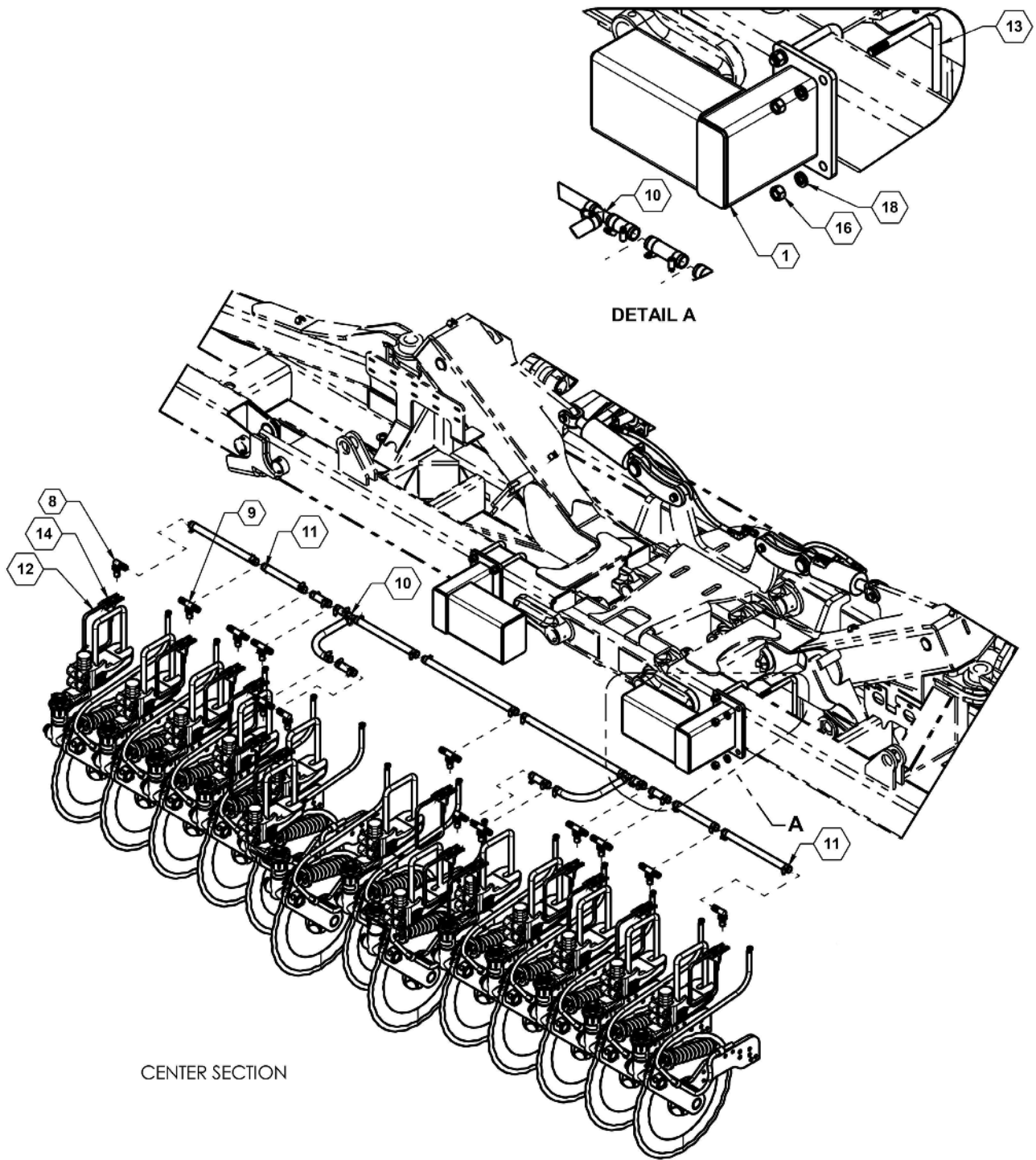


## ILLUSTRATED PARTS LIST

### Main Wing Coulter Parts List

ITEM	PART NO.	QTY.	DESCRIPTION
8	520003	12	NOZZLE, SINGLE HOSE SHANK
9	520004	61	NOZZLE, DOUBLE HOSE SHANK
11	540013	150	CLAMP, HOSE SS 3/4" #12
12	540050	73	CLAMP, HOSE SS 5 1/2" - 8 1/2"
14	590187	73	MOUNT, PLUMBING

## Center Section Coulter Parts





## ILLUSTRATED PARTS LIST

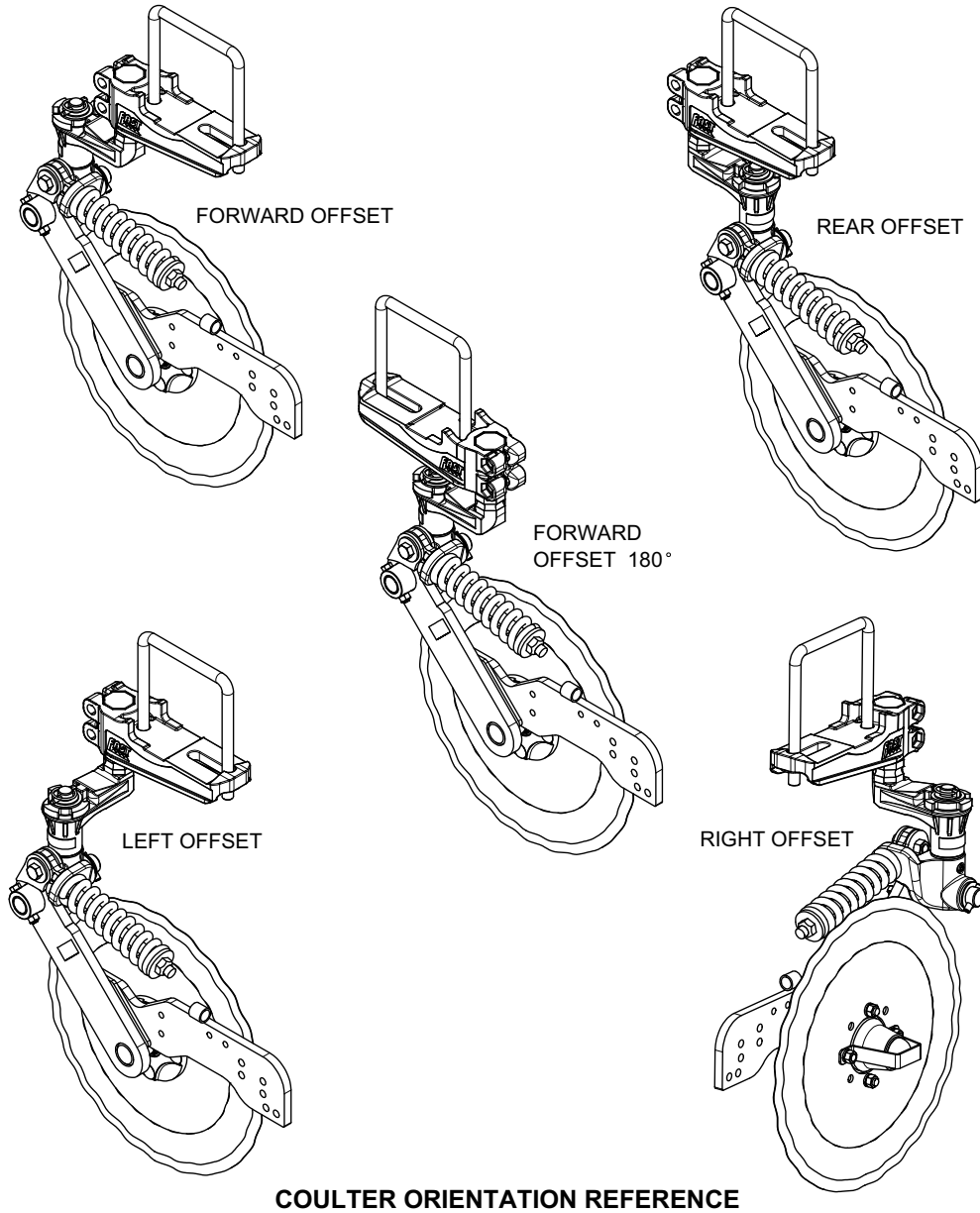
### Center Section Coulter Parts List

ITEM	PART NO.	QTY.	DESCRIPTION
1	15360	2	BOLT ON OFFSET 10"
1	23267	2	BOLT ON OFFSET 12"
8	520003	12	NOZZLE, SINGLE HOSE SHANK
9	520004	61	NOZZLE, DOUBLE HOSE SHANK
10	530054	2	3/4" HOSE BARB TEE
11	540013	150	CLAMP, HOSE SS 3/4" #12
12	540050	73	CLAMP, HOSE SS 5 1/2" - 8 1/2"
13	590061	8	U-BOLT, 5/8 X 7" X 5"
14	590187	73	MOUNT, PLUMBING
16	596216M	16	NUT, HEX 5/8-11 MAGNI
18	596253M	16	LOCKWASHER 5/8 MAGNI



# ILLUSTRATED PARTS LIST

## Coulter Orientation





# ILLUSTRATED PARTS LIST

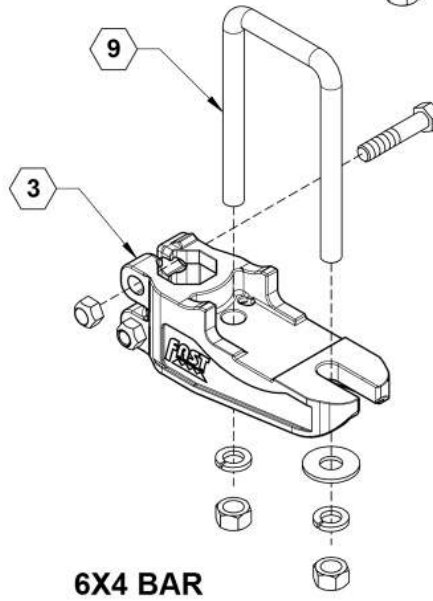
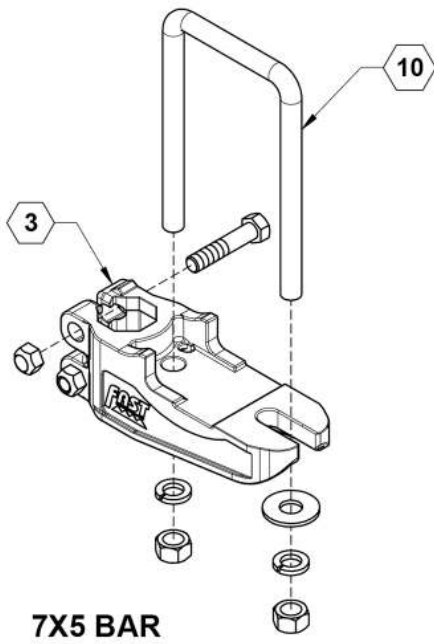
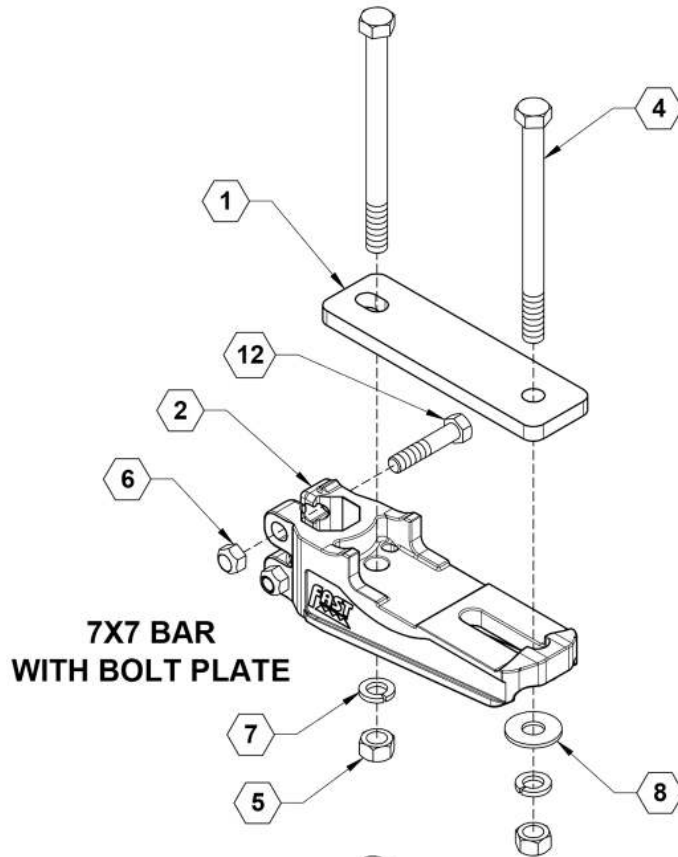
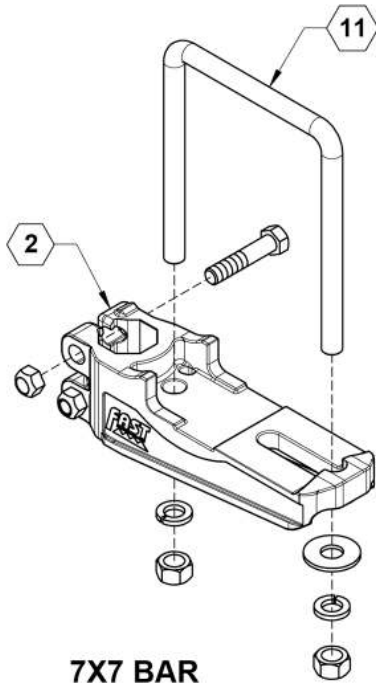
---





# ILLUSTRATED PARTS LIST

## AP Coultter Upper Mount Assembly (Cast)





## ILLUSTRATED PARTS LIST

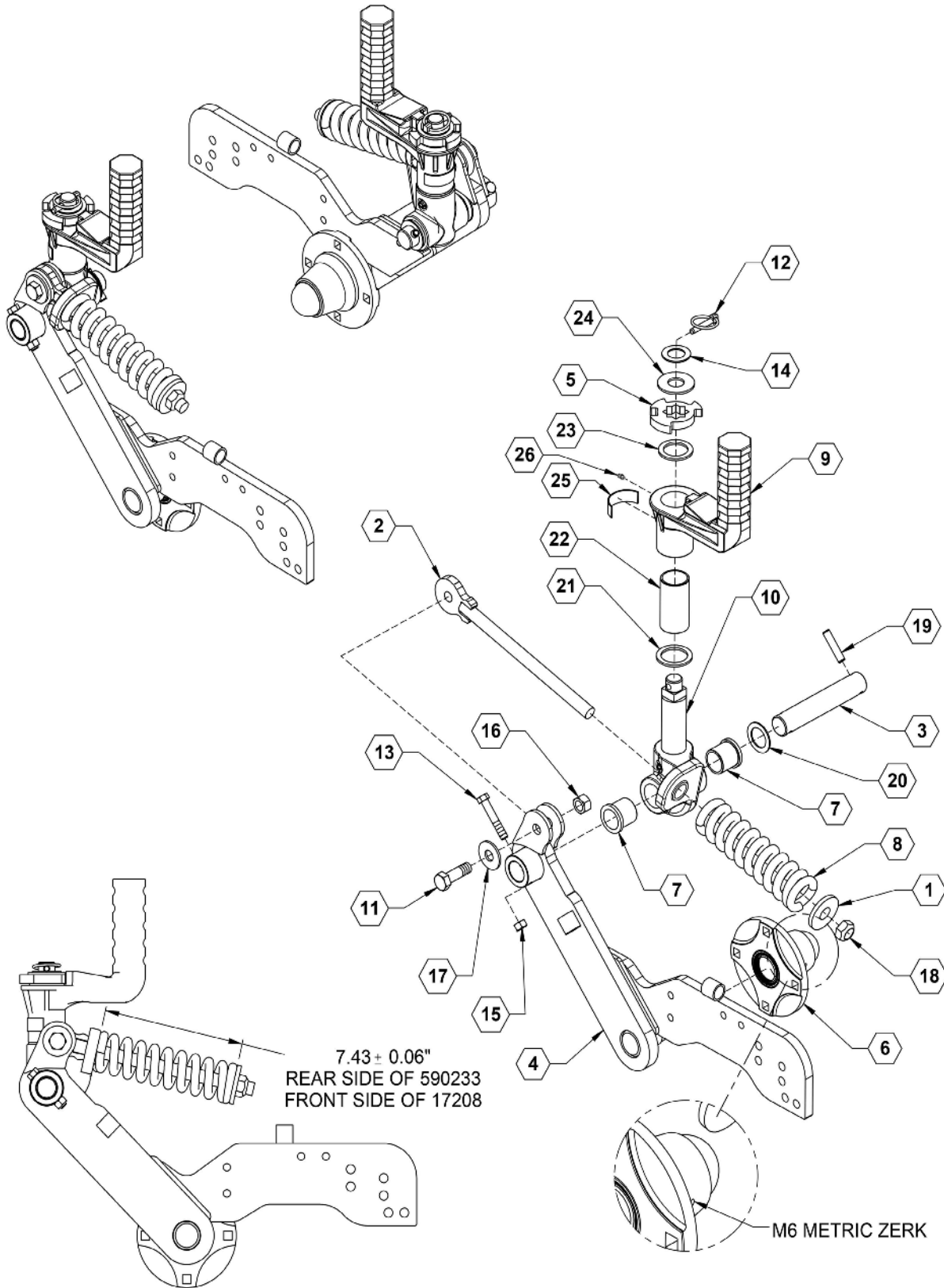
### AP Coulter Upper Mount Assembly (Cast) Parts List

ITEM	PART NO.	QTY.	DESCRIPTION
1	17284	1	TOP PLATE
2	590231	1	MOUNT CASTING, 7X7 TB
3	590310	1	MOUNT CASTING AP COULTER
4	596197M	2	BOLT, HH 3/4-10 X 9-1/2 G5 MAGNI
5	596217M	2	NUT, HEX 3/4-10 G5 MAGNI
6	593243M	2	NUT, TOPLOCK 5/8-11 G8 MAGNI
7	596254M	2	LOCKWASHER 3/4 MAGNI
8	596259M	1	WASHER, FLAT 3/4 MAGNI
9	596772M	1	U-BOLT, 3/4 X 6 X 4 G5 MAGNI
			NOT USED ON A-SERIES
10	596779M	1	U-BOLT, 3/4 X 7 X 5 G5 MAGNI
11	596774M	1	U-BOLT, 3/4 X 7 X 7 G5 MAGNI
12	596779M	2	BOLT, HH 5/8 X 3 G8 MAGNI
NS	800198	1	DECAL, UPPER MOUNT PATENT
NS	800209	1	DECAL, D FAST GLOBAL SOLUTIONS



# ILLUSTRATED PARTS LIST

## AP Coulter Assembly





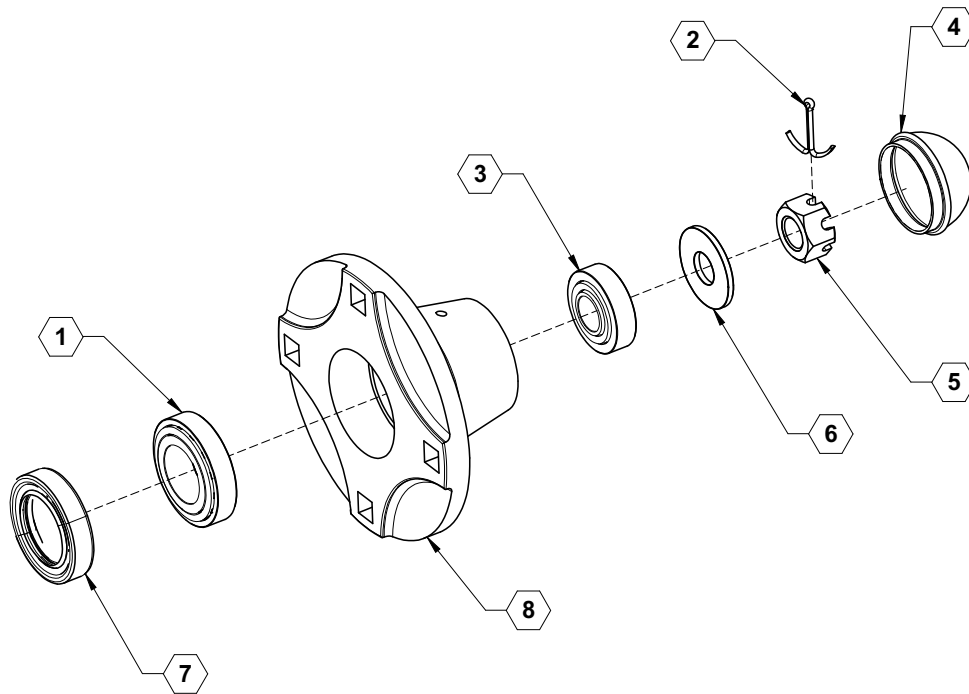


## ILLUSTRATED PARTS LIST

### AP Coulter Assembly Parts List

ITEM	PART NO.	QTY.	DESCRIPTION
1	17208	1	PLATE, SPRING END
2	17276	1	SPRING LEVER
3	17291	1	PIVOT SHAFT
4	17295	1	COULTER ARM
5	21088	1	PLATE, COULTER ROTATION
6	26891	1	N669 HUB ASSEMBLY
7	530328	2	IGUS FLANGED BUSHING
8	590123	1	COULTER SPRING
9	590232	1	MID CASTING
10	590233	1	LOWER CASTING
11	590260	1	BOLT, HH 5/8 X 2 SPECIAL, MAGNI
12	590819M	1	LYNCH PIN, 5/16 X 1-3/4 MAGNI
13	596143M	1	BOLT, HH 7/16X2-1/2 GR5 MAGNI
14	596179M	1	BUSHING, MACHINED 1" X 14GA MAGNI
15	596238M	1	NUT, CENTERLOCK 7/16-14 MAGNI
16	596240M	1	NUT, CENTERLOCK, 5/8-11 MAGNI
17	596261M	1	WASHER, FLAT 5/8 MAGNI
18	596626M	1	NUT, TOPOCK 3/4-10 MAGNI
19	596740M	1	ROLL PIN, 7/16 X 2 MAGNI
20	596744M	1	BUSHING, MACHINED, 1-1/4 x 14 GA MAGNI
21	750081	1	COULTER WASHER
22	750082	1	COULTER PIVOT BUSHING
23	750085	1	LOWER DUST CAP WASHER
24	750086	1	UPPER DUST CAP WASHER
25	800197	1	DECAL, SHANK PATENT

## N669 Hub Assembly, 4 Bolt



## N669 Hub Assembly, 4 Bolt Parts List

ITEM	PART NO.	VENDOR PART NO.	QTY.	DESCRIPTION
0	26891		1	N669 HUB ASSEMBLY COMPLETE (ITEMS 1-8)
1	730032		1	BEARING AND RACE, LARGE LM67048, N669 HUB
1		LM67048	1	BEARING
1		LM67010	1	RACE
2	730033		1	COTTER PIN, N669, 4-BOLT
3	730036		1	BEARING AND RACE, SMALL LM11949, N669 HUB
1		LM11949	1	BEARING
1		LM11910	1	RACE
4	730044		1	HUB CAP, (699/736) HUB
5	730088		1	CASTLE NUT 4-BOLT, 5/8-18
6	730096		1	WASHER, NSS9 4-BOLT
7	730102		1	SEAL, TRIPLE LIP ID
8	730104		1	HUB, WITH CUPS, 4 BOLT, N669

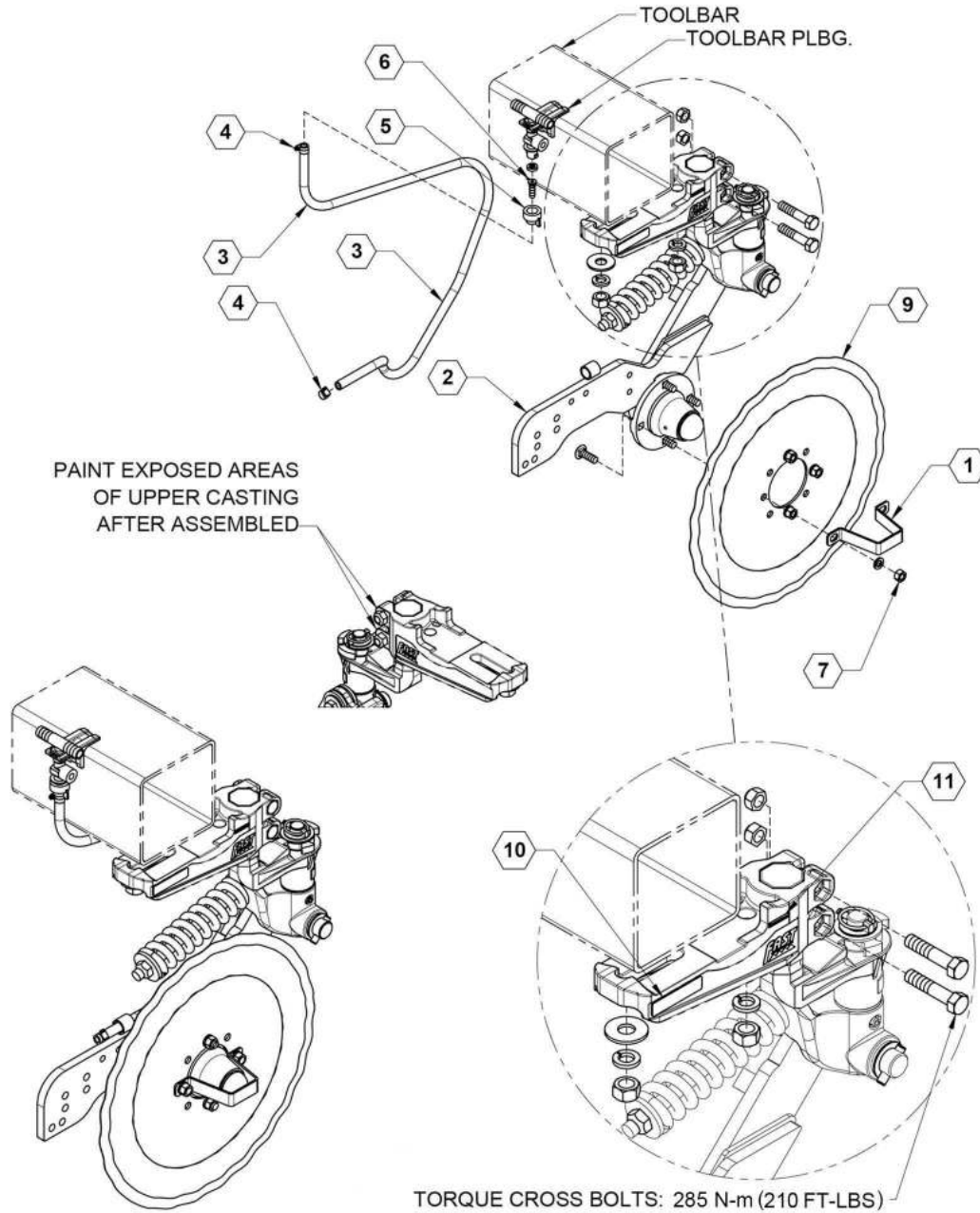


## ILLUSTRATED PARTS LIST

---



## AP Coulter and Blade





## ILLUSTRATED PARTS LIST

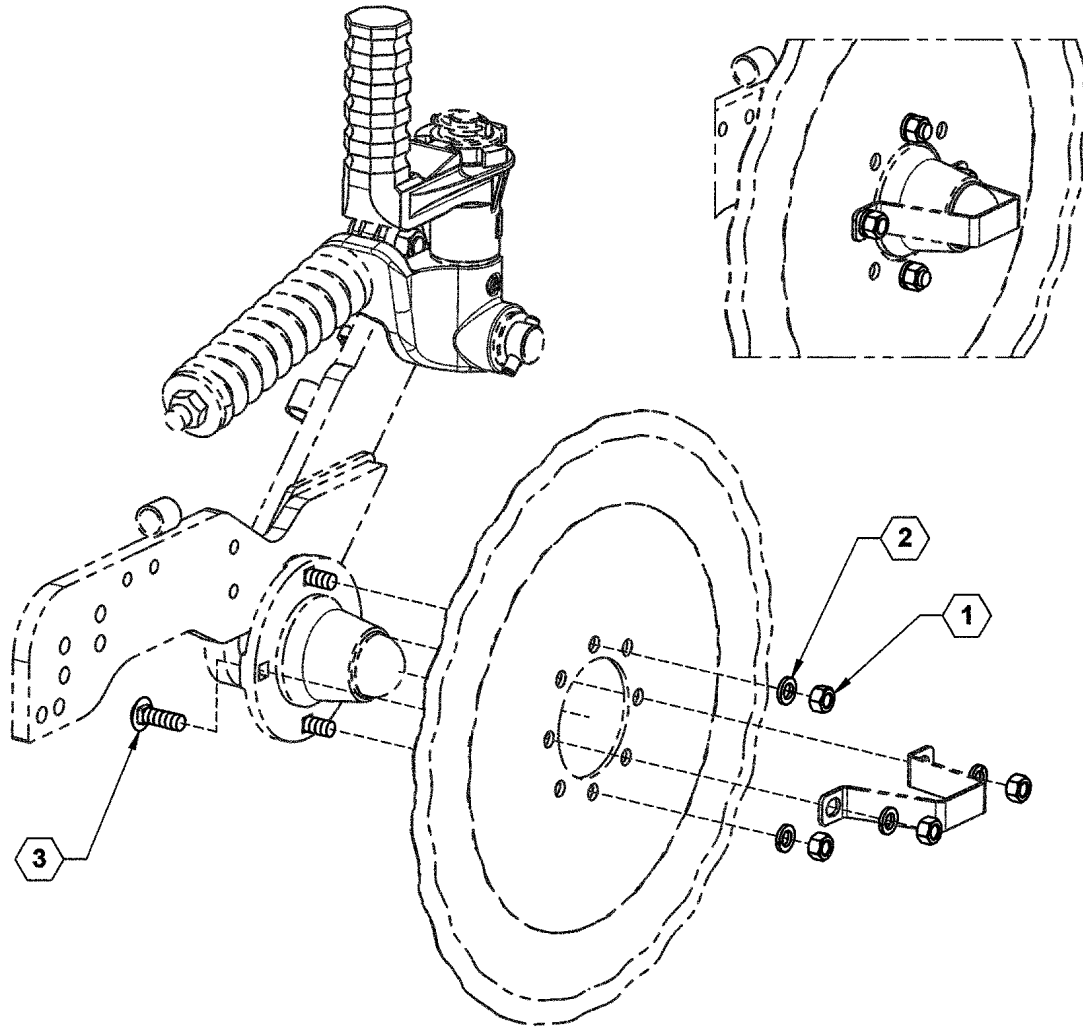
### AP Coulter and Blade Parts List

ITEM	PART NO.	QTY.	DESCRIPTION
1	17214	1	HUB RETAINER BRACKET
2	17300	1	ASSEMBLY, AP COULTER ROW UNIT
3	510020	1	HOSE, 3/8" EPDM X 54"
4	540032	2	CLAMP, HOSE SS 5/16" #5
5	590076	1	CAP, QT NYLON BLACK
6	590077	1	CONNECTOR, HOSE BARB
7	590278	1	HARDWARE KIT, COULTER MOUNT
8	590814	1	HARDWARE KIT, UPPER MOUNT
9	750014	1	COULTER BLADE, 20" RIPPLED
10	800198	1	DECAL, UPPER MOUNT PATENT
11	800209	1	DECAL, D FAST GLOBAL SOLUTIONS



# ILLUSTRATED PARTS LIST

## Hardware Kit, Coulter Mount



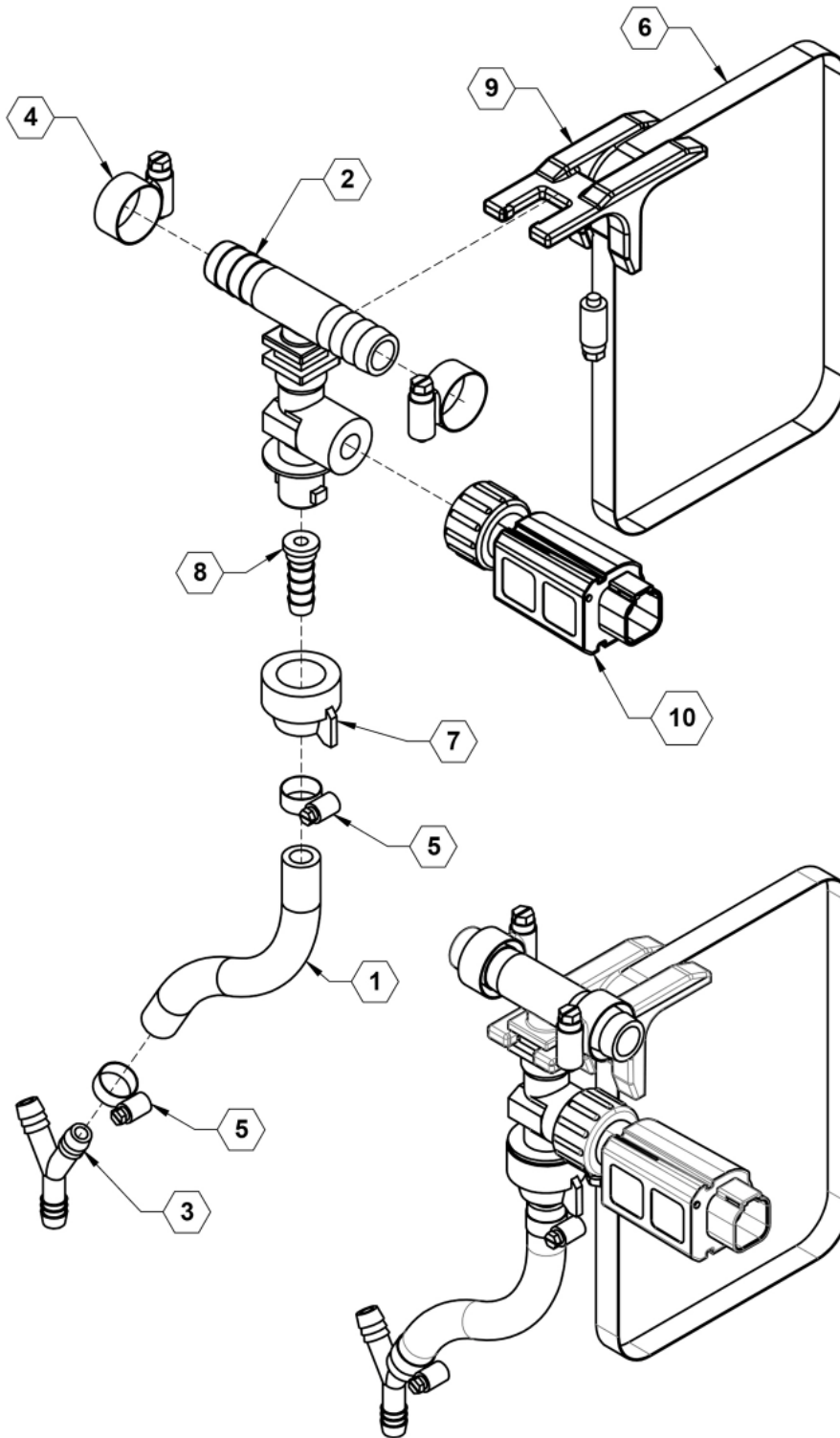


## ILLUSTRATED PARTS LIST

### Hardware Kit, Coulter Mount Parts List

ITEM	PART NO.	QTY.	DESCRIPTION
1	596215M	4	NUT, HEX 1/2 NC GR5 MAGNI
2	596251M	4	WASHER, LOCK, 1/2 MAGNI
3	596620M	4	BOLT, CARRIAGE, 1/2X 1-1/2 GR5 MAGNI

## Hawkeye End Coupler Assembly





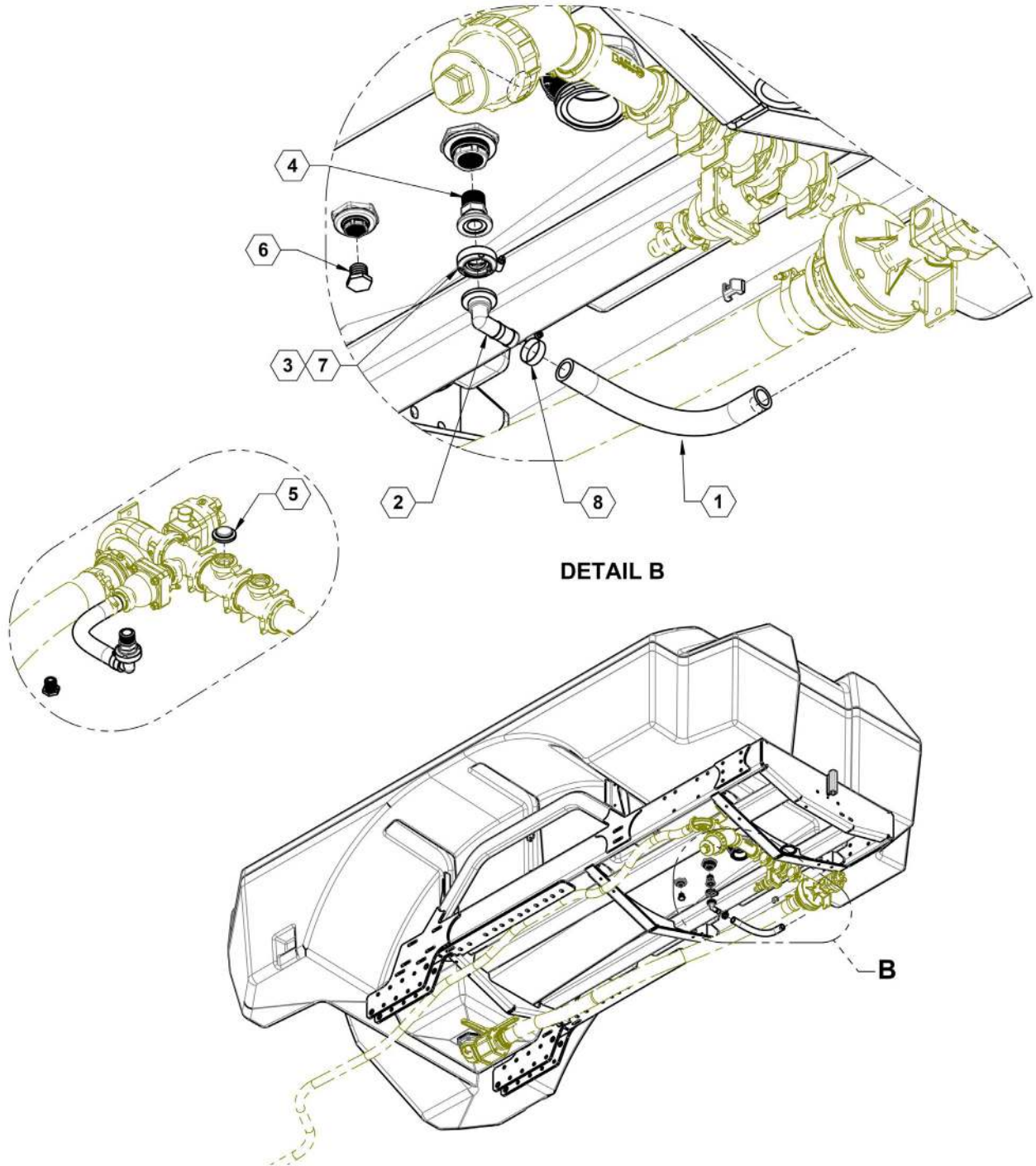


## ILLUSTRATED PARTS LIST

### Hawkeye End Coultter Assembly Parts List

ITEM	PART NO.	QTY.	DESCRIPTION
1	510020	1	HOSE 3/8" EPDM
2	520093	1	NOZZLE, DOUBLE HOSE SHANK
3	530372	1	3/8" HOSE BARB Y FITTING
4	540013	2	CLAMP, HOSE SS 3/4" #12
5	540032	2	CLAMP, HOSE SS 5/16" #5
6	540050	1	CLAMP, HOSE SS 5 1/2" - 8 1/2"
7	590076	1	CAP, QT NYLON BLACK
8	590077	1	CONNECTOR, HOSE BARB
9	590187	1	MOUNT, PLUMBING
10	631984	1	ASSEMBLY, HAWKEYE NOZZLE TEE JET

No Agitation



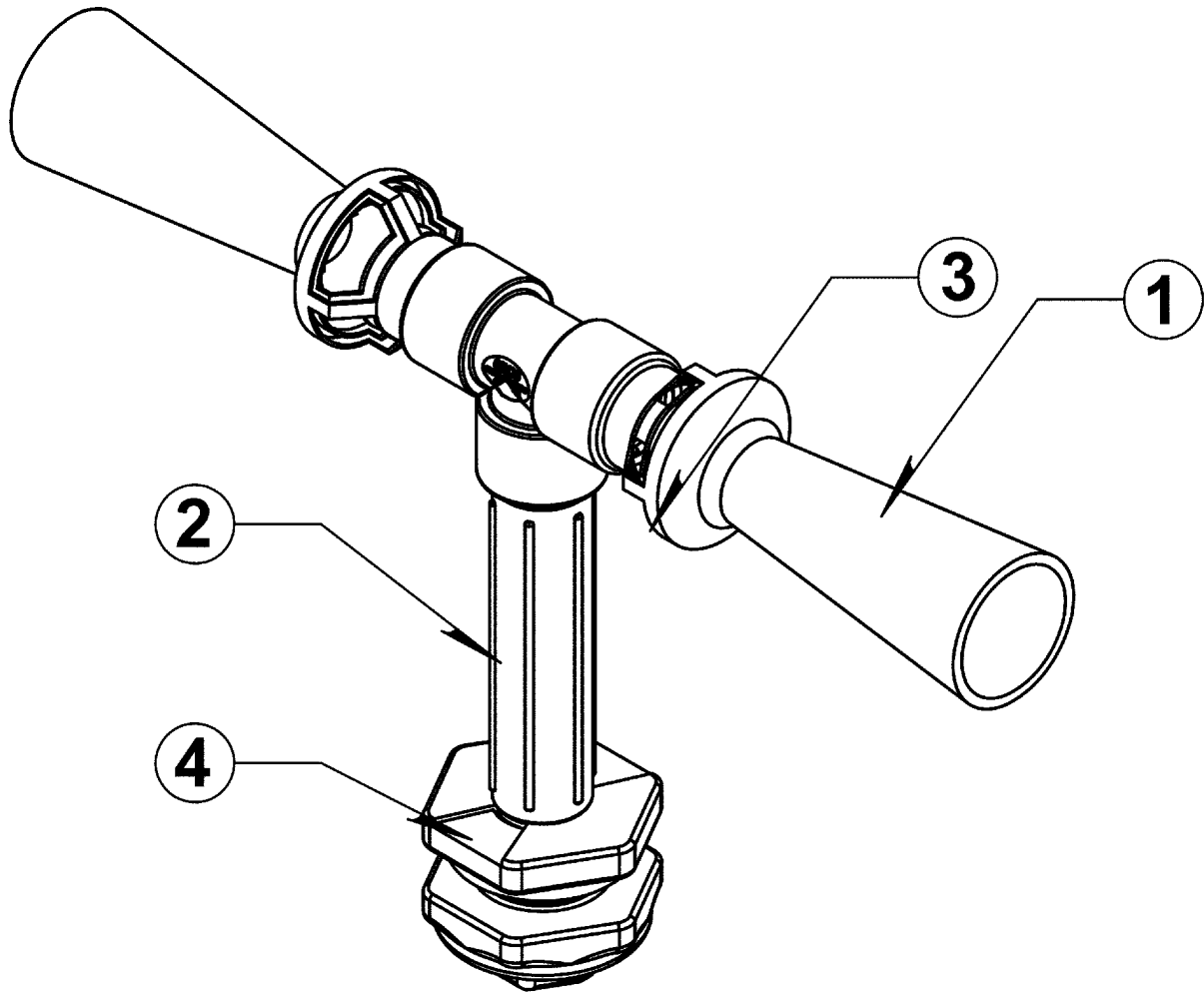


## ILLUSTRATED PARTS LIST

### No Agitation Parts List

ITEM	PART NO.	QTY.	DESCRIPTION
1	510016	1	1" EPDM HOSE X 2'
2	530067	1	FITTING, 1" MANIFOLD X 1" HOSE BARB 90°
3	530068	1	GASKET, 1" EPDM
4	530069	1	FLANGE, 1" MANIFOLD X 1" MPT
5	530070	1	MANIFOLD PLUG, 1"
6	530392	1	PLUG, 3/4" POLY PIPE
7	540000	1	CLAMP, WORM SCREW 1"
8	540014	1	CLAMP, HOSE SS 1" #16

## Tank Agitation Fittings



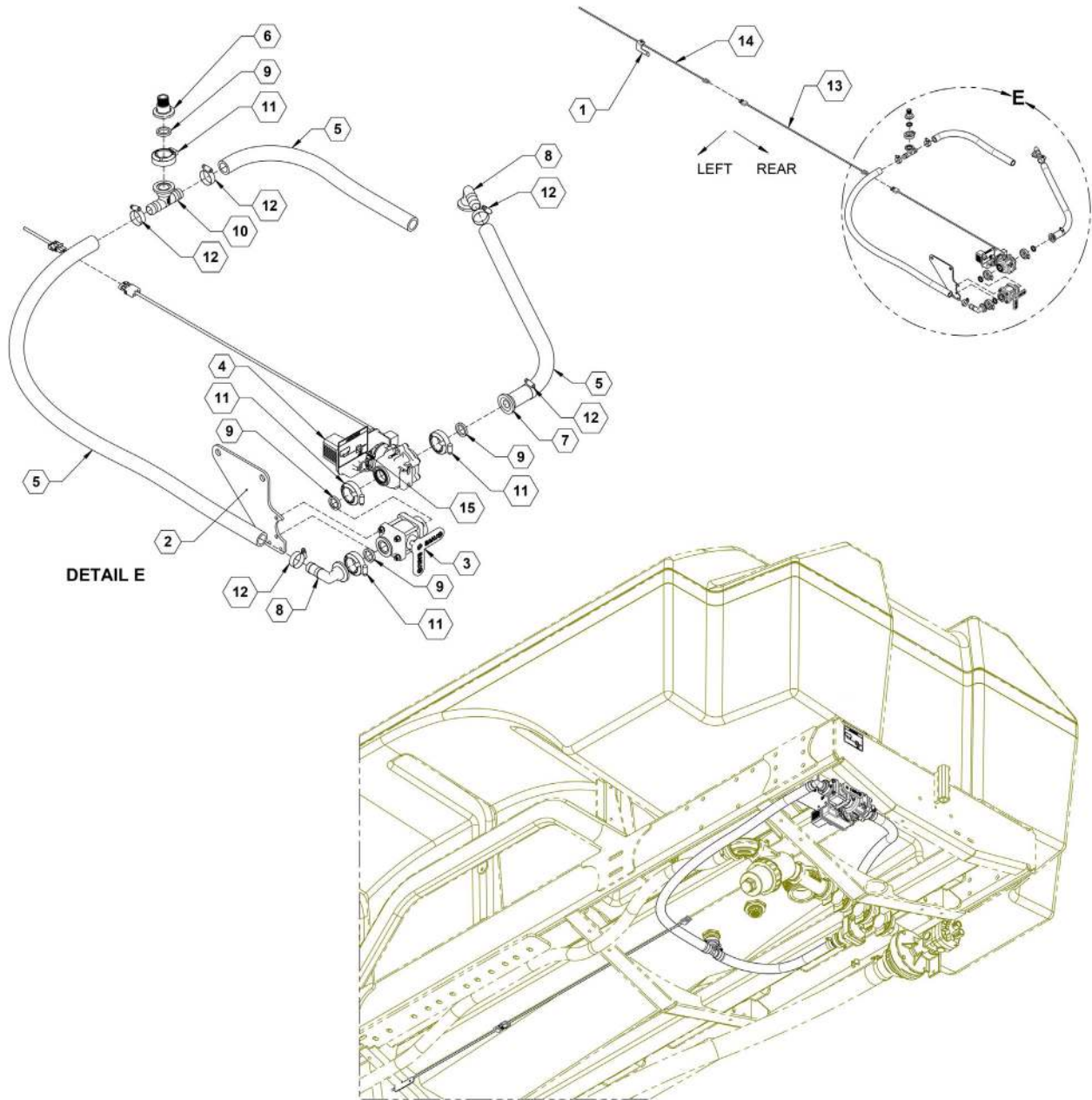


## ILLUSTRATED PARTS LIST

### Tank Agitation Fittings Parts List

ITEM	PART NO.	QTY.	DESCRIPTION
1	520029	2	AGITATION NOZZLE
2	530130	1	NIPPLE, 3/4" X 6"
3	530156	1	TEE, 3/4" NPT
4	530160	1	3/4" BULKHEAD FITTING

### Electric Agitation



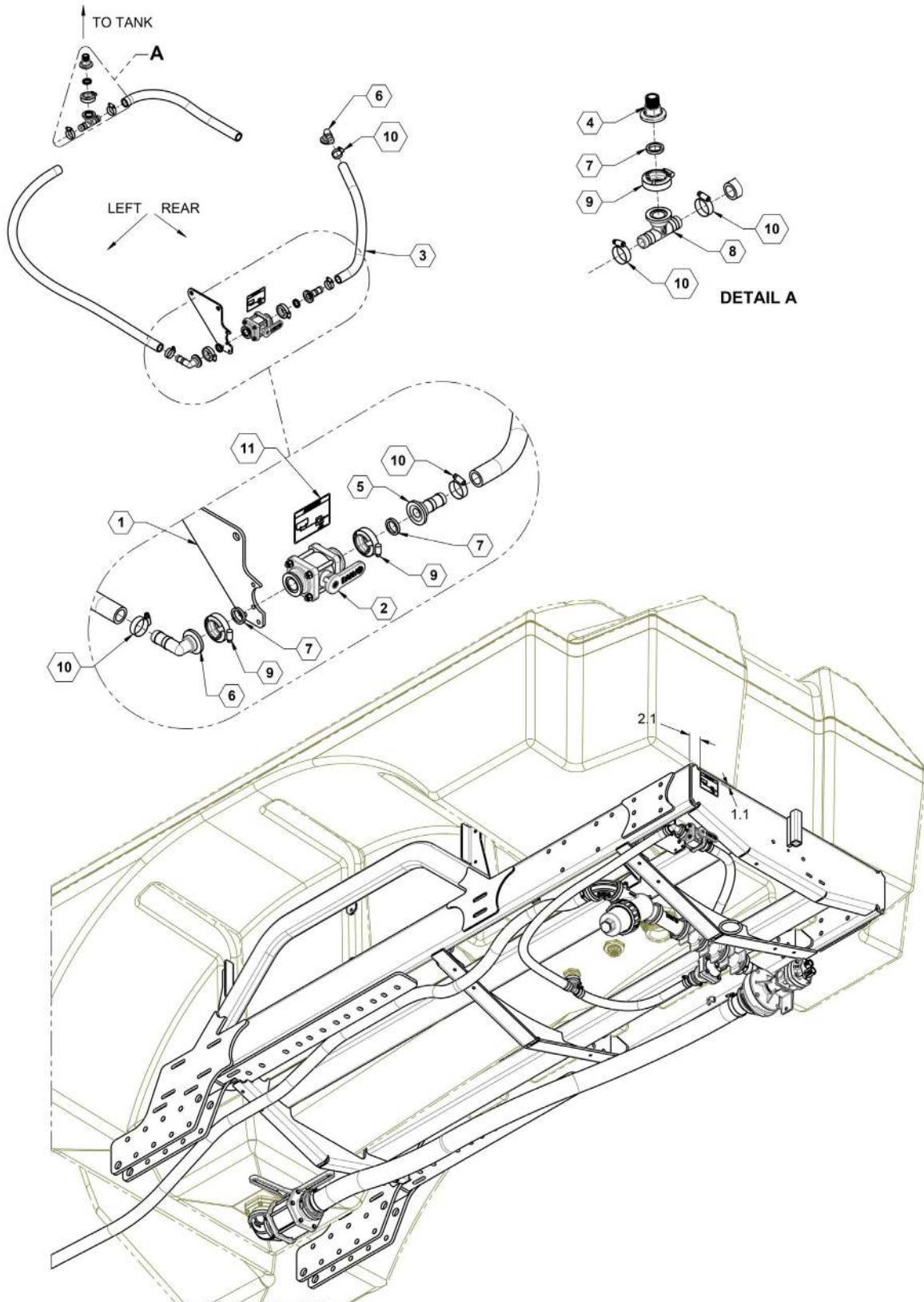


## ILLUSTRATED PARTS LIST

### Electric Agitation Parts List

ITEM	PART NO.	QTY.	DESCRIPTION
1	11145	1	SWITCH BRACKET
2	27907	1	PLATE, AGITATION MOUNT
3	500005	1	VALVE, 1" FP WITH C-FLANGE
4	500064	1	VALVE, 356 SERIES ON/OFF ELECTRIC AGITATION
5	510016	1	HOSE, 1" EPDM - 9'
6	530062	1	FLANGE, 1" X 3/4" MALE THREAD
7	530066	1	MANIFOLD FITTING, 1" X 1" HB
8	530067	2	FITTING, 1" MANIFOLD X 1" HB 90°
9	530068	4	GASKET, 1" EPDM
10	530431	1	MANIFOLD FITTING X 1" HB TEE
11	540000	4	CLAMP, WORM SCREW 1"
12	540014	5	CLAMP, HOSE SS 1" #16
13	631931	1	26' 3 PIN WEATHERPACK EXTENSION
14	631970	1	SWITCH/CABLE
15	800250	1	DECAL, AGITATION VALVE OPERATION

## Manual Agitation (Hi Volume)







## ILLUSTRATED PARTS LIST

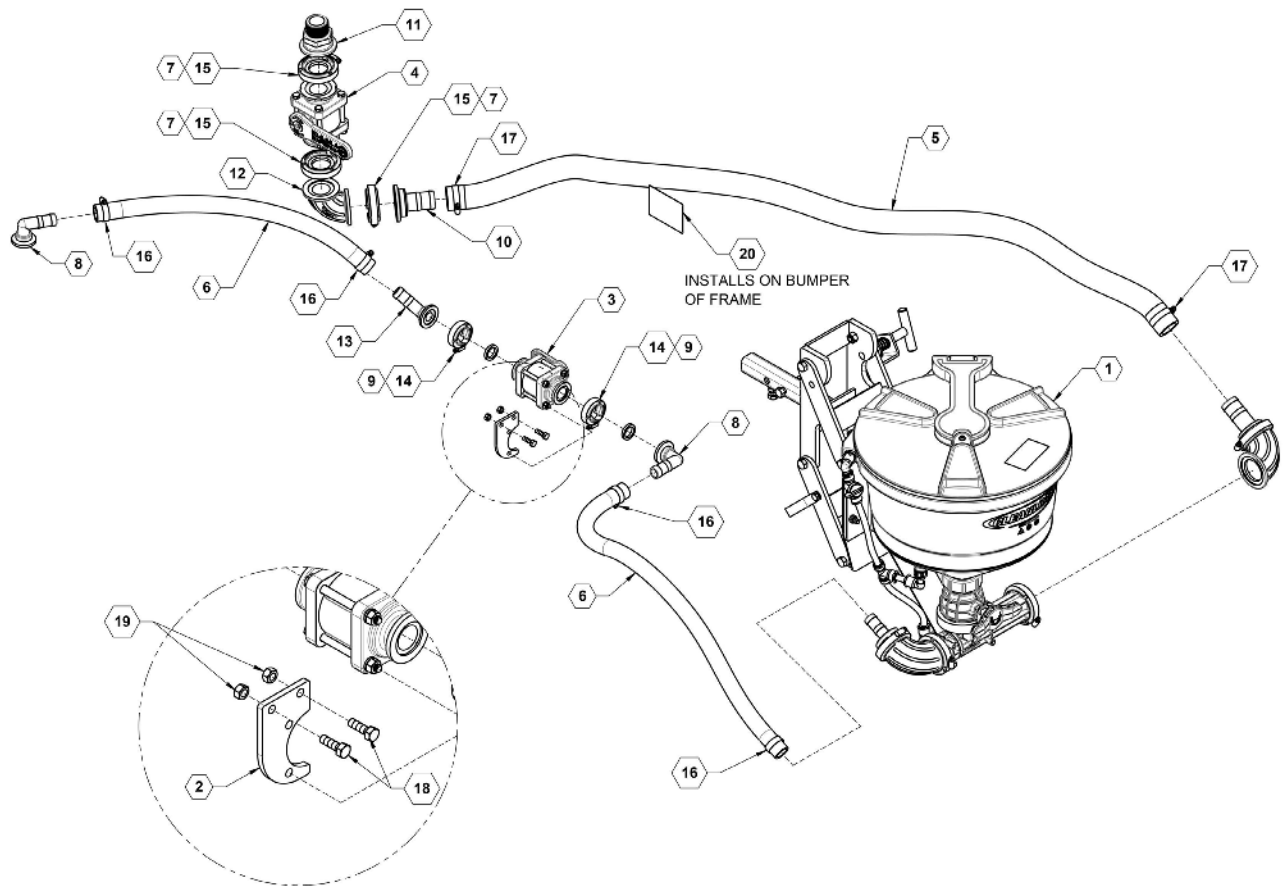
### Manual Agitation (Hi Volume) Parts List

ITEM	PART NO.	QTY.	DESCRIPTION
1	27907	1	PLATE, AGITATION MOUNT
2	500005	1	VALVE, 1" FP WITH C-FLANGE
3	510016	1	HOSE, 1" EPDM X 2 FT
4	530062	1	FLANGE, 1" X 3/4" MALE THREAD
5	530066	1	MANIFOLD FITTING, 1" X 1" HB
6	530067	2	FITTING, 1" MANIFOLD X 1" HB 90°
7	530068	3	GASKET, 1" EPDM
8	530431	1	MANIFOLD FITTING X 1" HB TEE
9	540000	3	CLAMP, WORM SCREW 1"
10	540014	5	CLAMP, HOSE SS 1" #16
11	800250	1	DECAL, AGITATION VALVE OPERATION



# ILLUSTRATED PARTS LIST

## Eductor - Applicator



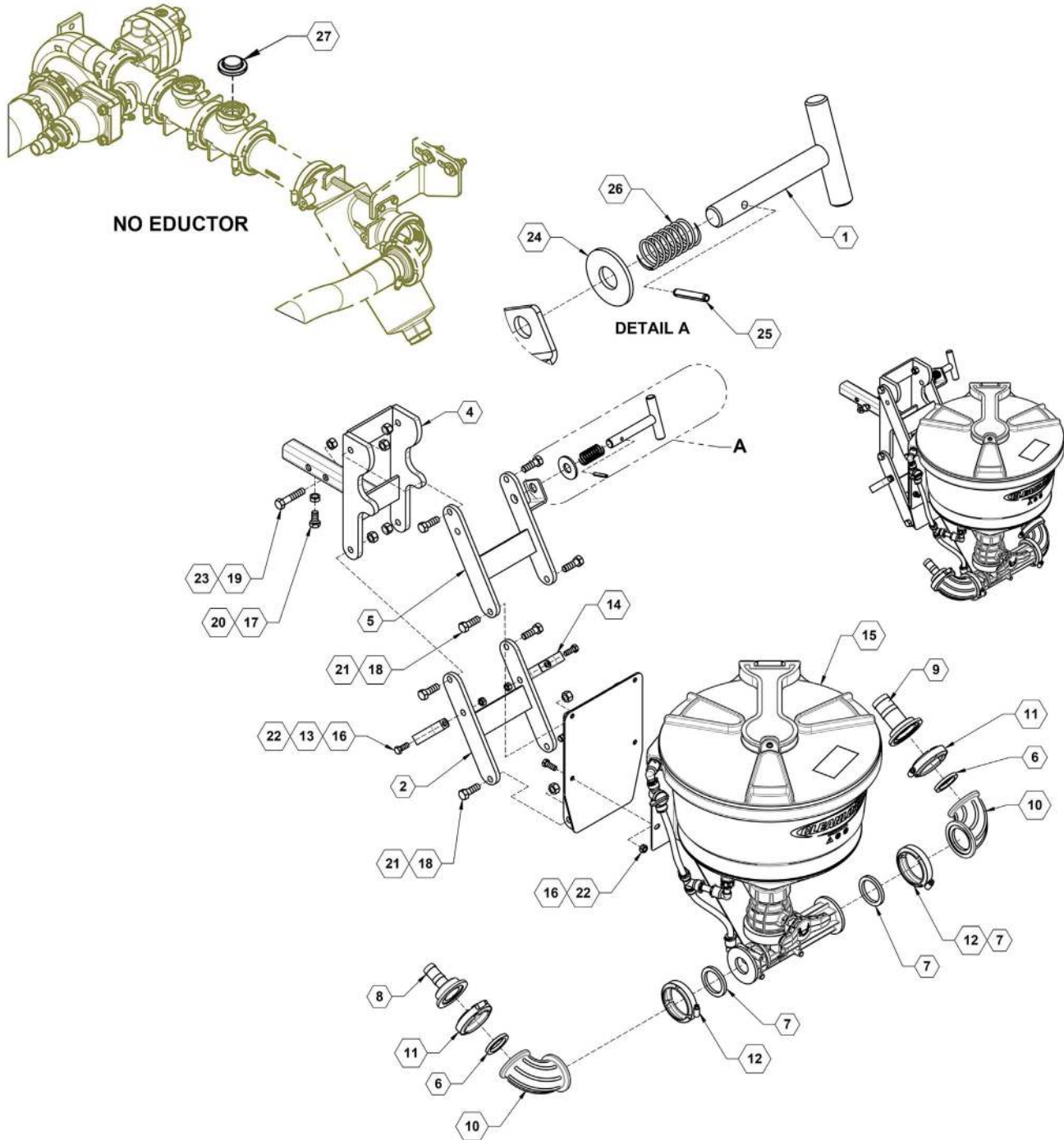


## ILLUSTRATED PARTS LIST

### Eductor - Applicator Parts List

ITEM	PART NO.	QTY.	DESCRIPTION
1	26819	1	ASSY, WITH EDUCTOR
2	27253	1	PLATE, AGITATION MOUNT
3	500005	1	VALVE, 1" FP WITH C-FLANGE
4	500039	1	VALVE, MANIFOLD, 2.00 STD. PORT, 4 BOLT, POLY
5	510014	6	HOSE, 1 - 1/2" EPDM - 6FT
6	510016	6	HOSE, 1" EPDM - 11FT
7	530014	3	GASKET, 1.500 EPDM
8	530067	2	FITTING, ELBOW, 1" MANIFOLD X 1" HB 90°
9	530068	2	GASKET, 1.00 EPDM
10	530079	1	MANIFOLD FLANGE, 2" X 1-1/2" HB
11	530081	1	MANIFOLD FLANGE, 2" X 1-1/2" MPT
12	530393	1	FITTING, SWEEP, 2.00 FLANGE X 2.00 FLANGE, POLY
13	530426	1	ELBOW 45, 1.00 FLANGE X 1.00 HB
14	540000	2	CLAMP, WORM SCREW, 1.00
15	540001	3	CLAMP, 2.00 STD WORM SCREW
16	540014	4	HOSE CLAMP, SS 1.00 #16
17	540016	2	CLAMP, SS 1.500 #24
18	596115M	2	BOLT, HH 5/16-18X1 GR5 MAGNI
19	596236M	2	NUT, CENTERLOCK, 5/16-18 MAGNI
20	800251	1	DECAL, EDUCTOR VALVE OPERATION

## Eductor Assembly



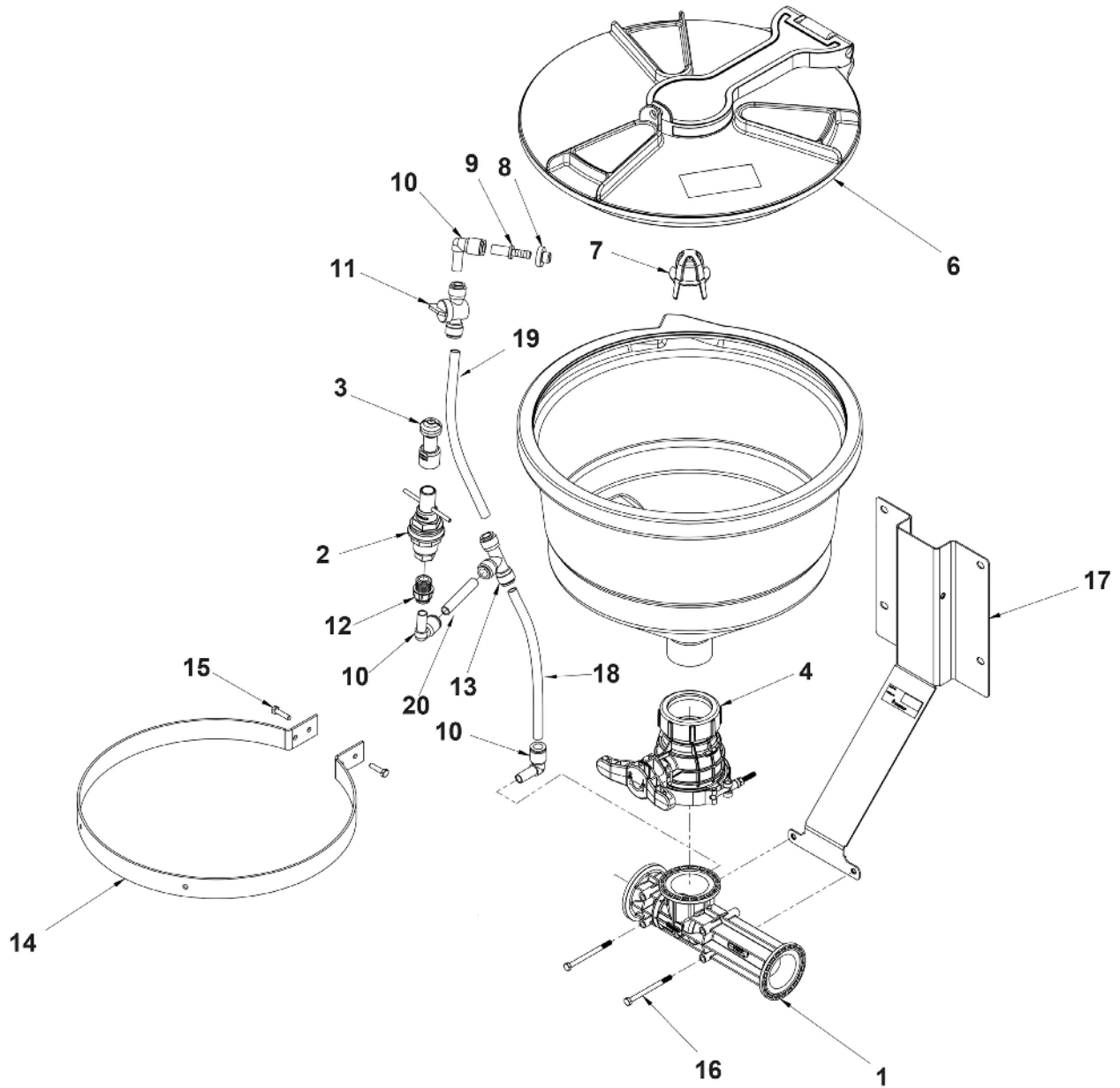


# ILLUSTRATED PARTS LIST

## Eductor Assembly Parts List

ITEM	PART NO.	QTY.	DESCRIPTION
1	7981	1	TRANSPORT LOCK PIN
2	15676	1	EDUCTOR LINK LOWER
3	16560	1	WELDMENT, MOUNT
4	27671	1	WLDMNT, FRAME EDUCTOR BASE
5	27673	1	WLDMNT, EDUCTOR LINK UPPER
6	530014	2	GASKET, 1.500 EPDM
7	530019	2	GASKET, 2.00 EPDM
8	530072	1	FITTING, 2.00 FLANGE X 1.00 HB, POLY
9	530100	1	MANIFOLD FLANGE, 2" FP X 1-1/2" HB
10	530388	2	MANIFOLD SWEEP, 2" FP X 2" STD
11	540001	2	CLAMP, 2.00 STD WORM SCREW
12	540002	2	CLAMP, FP WORM SCREW, 2.00
13	540051	1	P-CLAMP, 2" W/3/8" HOLE
14	540052	1	P-CLAMP, 3" WITH 3/8" HOLE
15	570119	1	EDUCTOR, 7 GAL TANK
16	596128M	6	BOLT, HH 3/8-16 X 1 GR5 MAGNI
17	596152M	1	BOLT, HH 1/2X1 GR5 MAGNI
18	596153M	8	BOLT, HH 1/2-13X1-1/2 GR5 MAGNI
19	596155M	1	BOLT, HH 1/2-13X2-1/2 GR5 MAGNI
20	596223M	1	NUT, HEX JAM 1/2-13 MAGNI
21	596231M	8	NUT, HEX NYLOCK 1/2-13 MAGNI
22	596237M	6	NUT, CENTERLOCK 3/8-16 MAGNI
23	596239M	1	NUT, CENTERLOCK, 1/2-13 MAGNI
24	596259M	1	WASHER, FLAT 3/4 MAGNI
25	596299M	1	ROLL PIN, 1/4 X 1-1/2"
26	790001	1	SPRING, EDUCTOR LATCH
27	530472	1	PLUG, 1-1/2" POLY

## Eductor



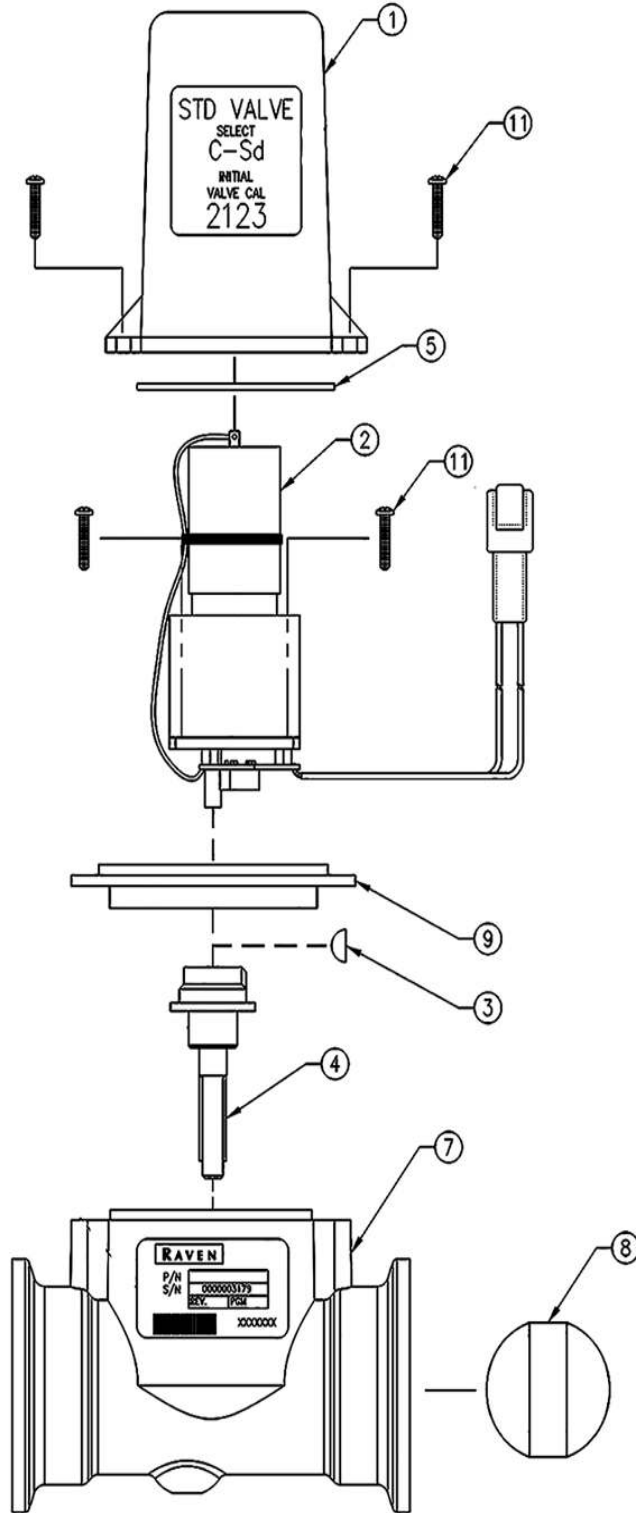


# ILLUSTRATED PARTS LIST

## Eductor Parts List

ITEM	VENDOR PART NO.	PART NO.	QTY.	DESCRIPTION
0		570119	1	Eductor Complete
1	3371-0038R		1	Eductor
2	PV1/2F1/2M-MA		1	ProClean Container Rinse
3	PC1/2F-36075		1	Nozzle, ProClean Container Rinse
4	7250-5000		1	Tank Valve
6	TL16-0006		1	Lid Kit
7	3350-0180		1	Strainer
8	1700-0253		1	Grommet
9	2404-0413		1	Hose Barb Fitting
10	2404-0414		1	Elbow Fitting (1/2")
11	3305-0113		1	Two-way Valve (1/2")
12	2404-0386		1	Fitting
13	2404-0415		1	Tee Fitting (1/2")
14	1510-0128		1	Mounting Ring
15	2210-0201		2	Hex Bolt, M6x1x25
16	2210-0200		2	Hex Bolt, M6x1x80
17	1510-0127		1	Bracket
18	3430-0833		1	Tube Kit (includes items 18 - 20, screw and clamp)
19	3430-0833		1	Tube Kit (includes items 18 - 20, screw and clamp)
20	3430-0833		1	Tube Kit (includes items 18 - 20, screw and clamp)

## Raven Butterfly Valve







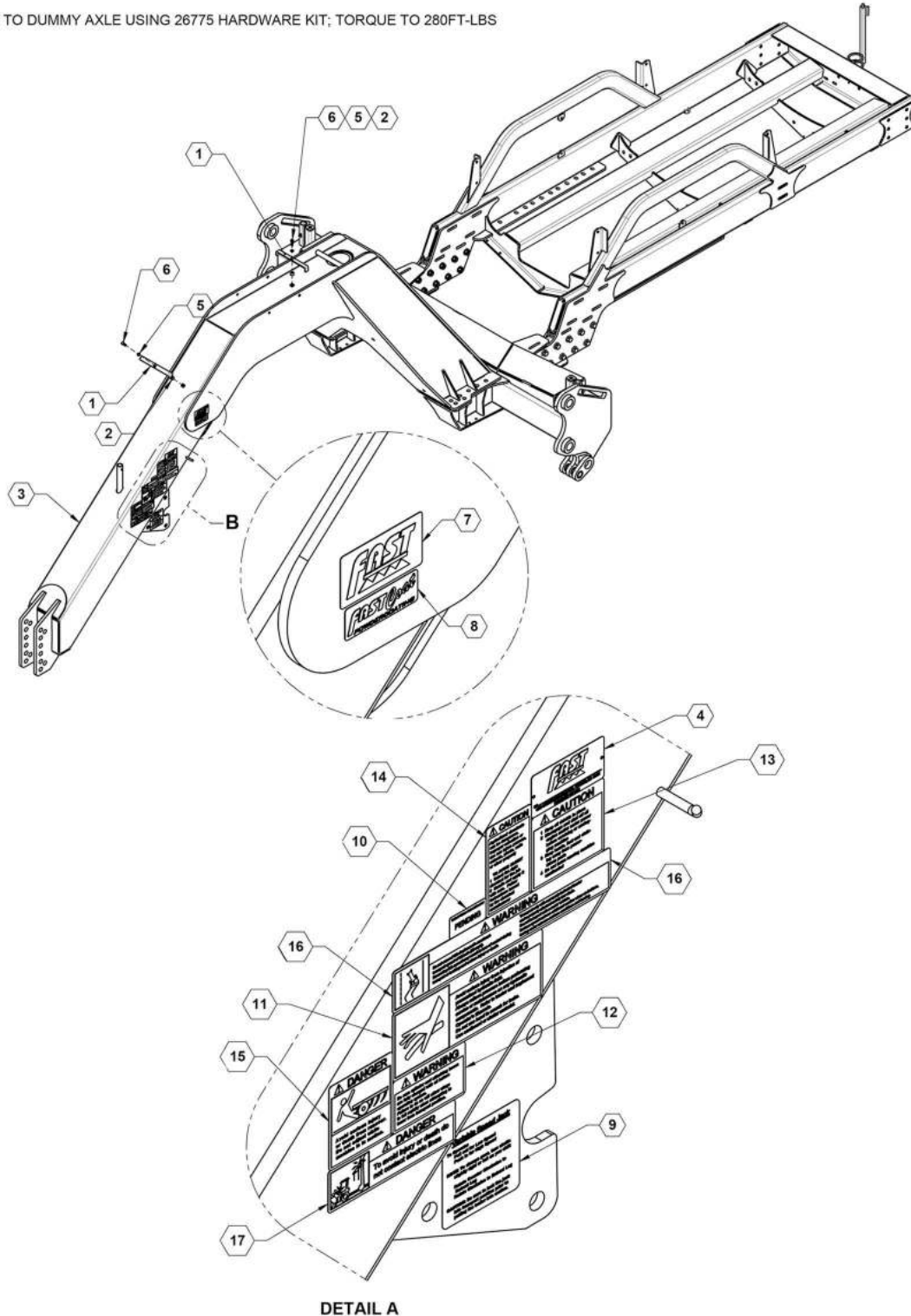
## ILLUSTRATED PARTS LIST

### Raven Butterfly Valve Parts List

ITEM	PART NO.	QTY.	DESCRIPTION
0	632037	1	COMPLETE BUTTERFLY VALVE (ITEMS 1-16)
1	106-0159-407	1	COVER VALVE
2	063-0173-418	1	MOTOR ASSEMBLY
3	321-0000-062	1	WOODRUFF KEY
4	063-0171-893	1	COUPLE SHAFT
5	219-0000-020	1	TETRASEAL SEAL
6	222-0000-002	AR	VERSILUBE LUBRICANT
7	063-0171-892	1	BODY ASSEMBLY
8	106-0159-414	1	BUTTERFLY VALVE
9	063-015-0457	1	ISOLATION FLANGE ASSEMBLY
10	222-1001-050	AR	RETAINING COMPOUND
11	321-0000-256	6	SCREW
12	041-0159-452	1	LABEL
15	222-1001-006	AR	ADHESIVE SEAL
16	054-0159-337	1	REPLACEMENT PARTS LIST

## Non-Steerable Gooseneck

NOTE:  
1. BOLTS TO DUMMY AXLE USING 26775 HARDWARE KIT; TORQUE TO 280FT-LBS



DETAIL A



## ILLUSTRATED PARTS LIST

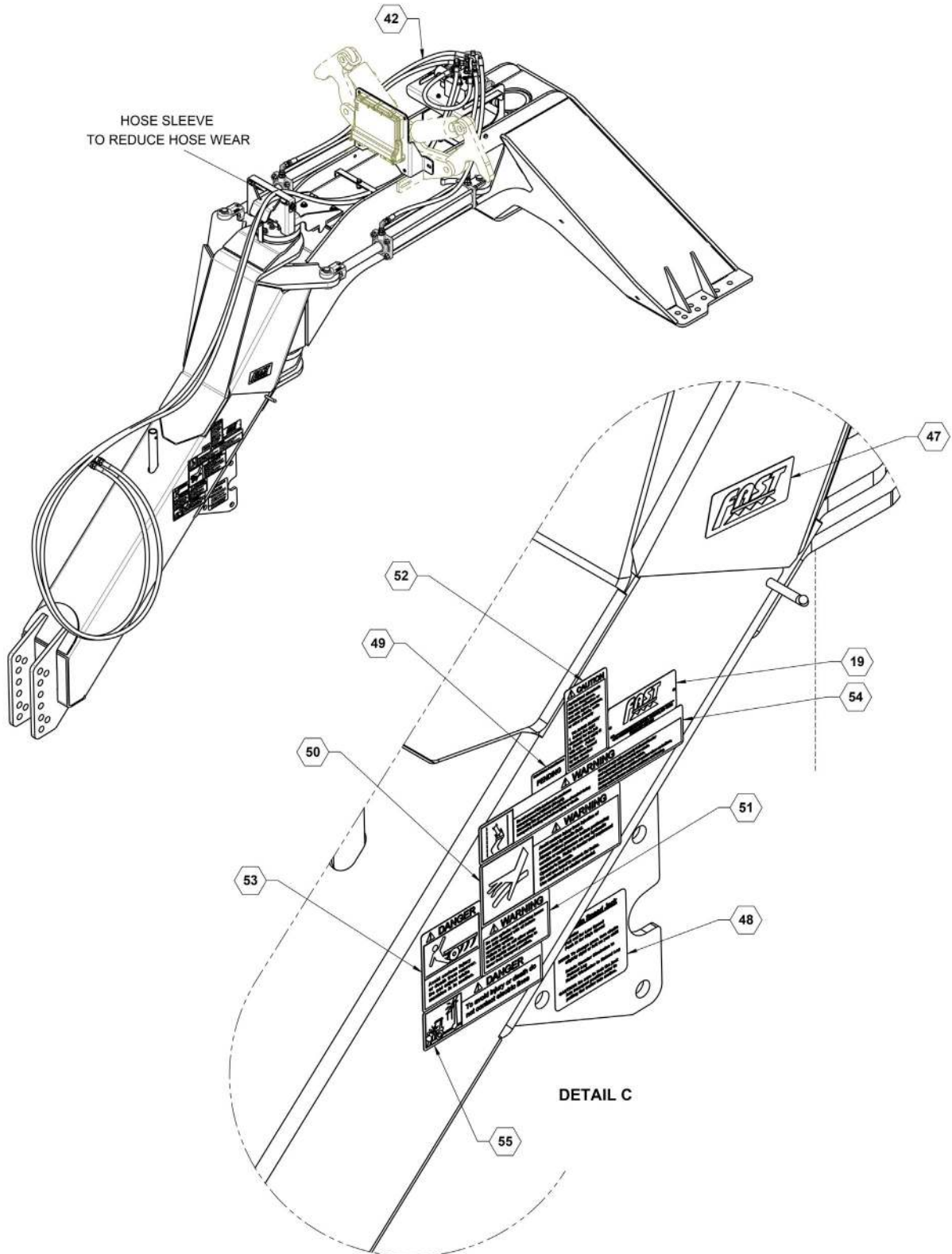
### Non-Steerable Gooseneck Parts List

ITEM	PART NO.	QTY.	DESCRIPTION
1	15558	2	BRACKET, HOSE
2	15566	2	SPACER, HOSE BRACKET
3	26636	1	HITCH CART
4	590216	1	FAST SERIAL TAG
5	596250M	2	LOCKWASHER 3/8 MAGNI
6	596635M	2	BOLT, HH 3/8-16 x 1-1/4 MAGNI
7	800020	1	DECAL, FAST LOGO BLACK/GRAY
8	800023	1	DECAL, POWDER COAT
9	800044	1	DECAL, VARIABLE SPEED JACK
10	800091	1	DECAL, US PATENT PENDING
11	800098	1	DECAL, WARNING-HYDRAULIC FLUID
12	800099	1	DECAL, WARNING-CHARGE WITH OIL
13	800100	1	DECAL, CAUTION-SHIELDS
14	800101	1	DECAL, CAUTION-AG CHEMICAL
15	800103	1	DECAL, DANGER-RUNOVER
16	800104	1	DECAL, WARNING-DO NOT SPEED
17	800112	1	DECAL, DANGER-ELECTRIC LINES

### Steerable Gooseneck

NOTE:

1. BOLTS TO DUMMY AXLE USING 26775 HARDWARE KIT; TORQUE TO 280FT-LBS
2. TORQUE TO 280FT-LBS MIN



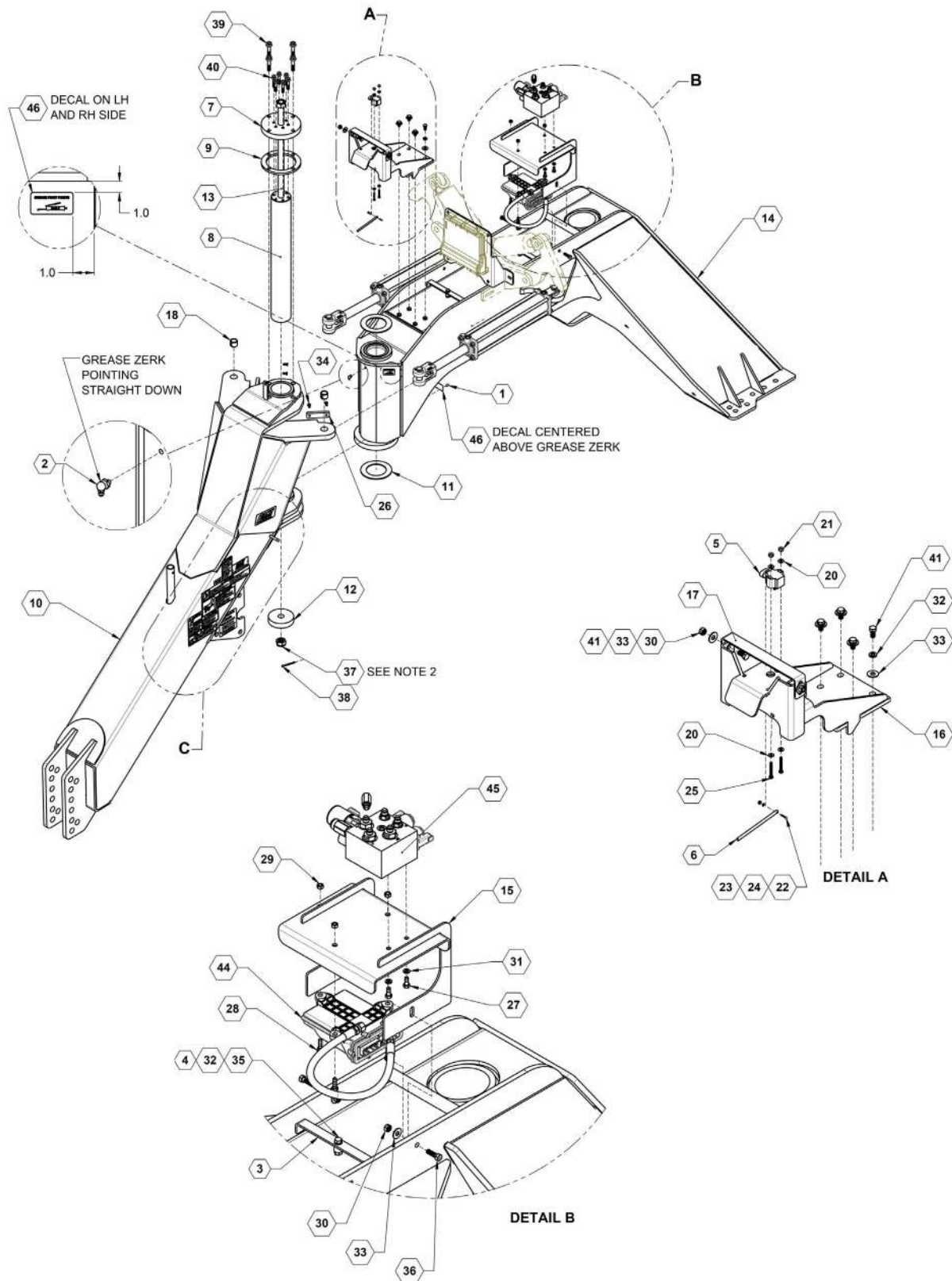


## ILLUSTRATED PARTS LIST

### Steerable Gooseneck Parts List

ITEM	PART NO.	QTY.	DESCRIPTION
19	590216	1	FAST SERIAL TAG
42	600107	1	STEERABLE GOOSENECK KIT
47	800020	1	DECAL, FAST LOGO BLACK/GRAY
48	800044	1	DECAL, VARIABLE SPEED JACK
49	800091	1	DECAL, US PATENT PENDING
50	800098	1	DECAL, WARNING-HYDRAULIC FLUID
51	800099	1	DECAL, WARNING-CHARGE WITH OIL
52	800101	1	DECAL, CAUTION-AG CHEMICAL
53	800103	1	DECAL, DANGER-RUNOVER
54	800104	1	DECAL, WARNING-DO NOT SPEED
55	800112	1	DECAL, DANGER-ELECTRIC LINES

## Steerable Gooseneck





# ILLUSTRATED PARTS LIST

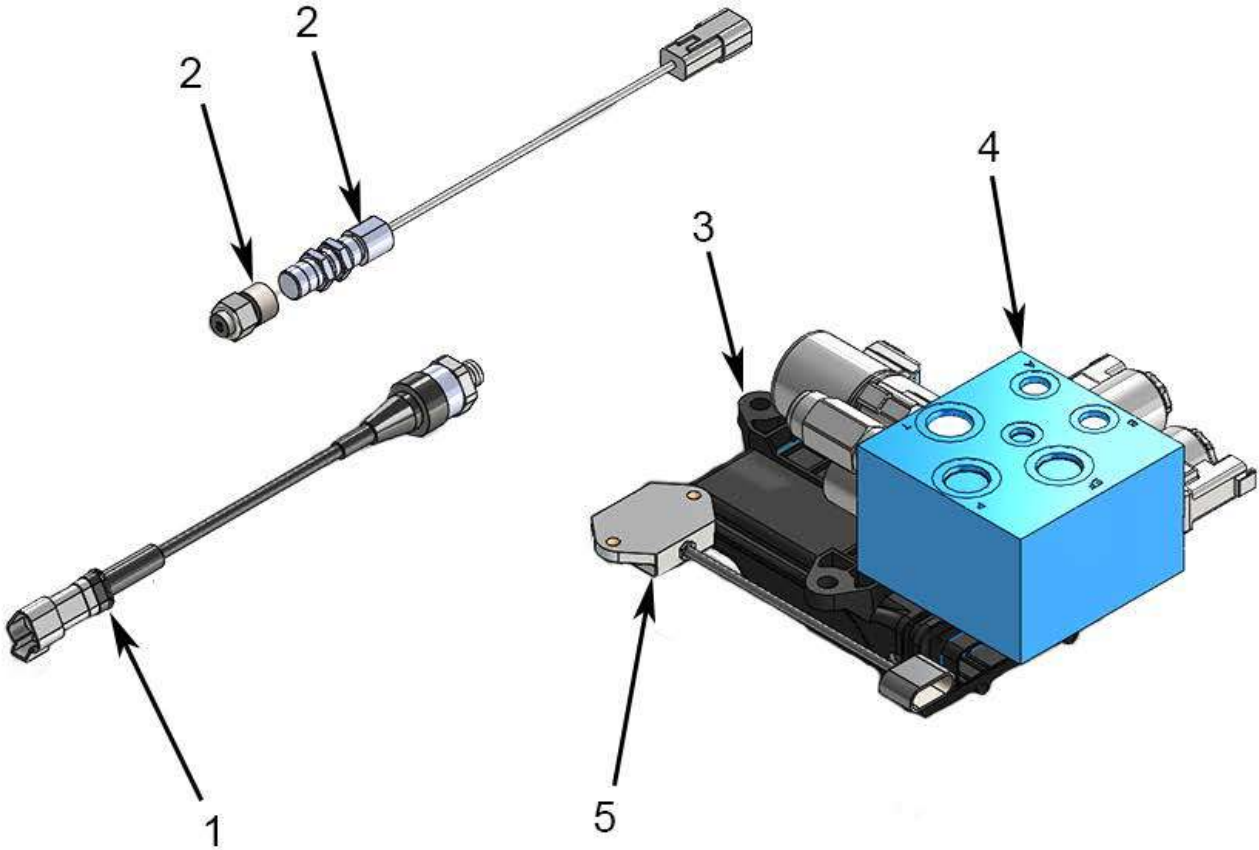
## Steerable Gooseneck Parts List

ITEM	PART NO.	QTY.	DESCRIPTION
1	759	1	ZERK, 1/4-28 STRAIGHT
2	761	1	ZERK, 90 DEGREE, 1/4" STRAIGHT PIPE
3	15558	1	BRACKET, HOSE
4	15566	1	SPACER, HOSE BRACKET
5	21495	1	180 ROTARY SENSOR
6	22906	1	ROD, ROTARY SENSOR LEVER
7	25390	1	PLATE, TOP CLAMP PUCK
8	25391	1	KING PIN
9	25392	1	PLATE, PUCK SPACER
10	26335	1	STEERABLE GOOSENECK
11	26342	2	PLATE, THRUST WASHER
12	26343	1	PLATE, CLAMP PUCK
13	26363	1	ROD THREADED 1-8
14	27082	1	HITCH CART
15	27093	1	VALVE MOUNT
16	27132	1	BULKHEAD MOUNT
17	27169	1	HOSE HOLDER PLATE
18	530281	4	SPRING BUSHING 1" I.D.
20	590272	4	WASHER SAE #10 SS18-8
21	590274	2	NUT, NYLON 10-24 SS18-8
22	590275	1	PHILLIPS SCREW, 3-48 X .625 SS18-8
23	590276	1	NUT NYLON 3-48 SS18-8
24	590277	1	WASHER #3 SS18-8
25	590336	2	BOLT, HH, 10-24 X 1.5" ZP
26	590337	2	PAD, BUMP
27	596114M	2	BOLT, HH 5/16-18X3/4 GR5 MAGNI
28	596115M	3	BOLT, HH 5/16-18X1 GR5 MAGNI
29	596236M	3	NUT, CENTERLOCK, 5/16-18 MAGNI
30	596237M	4	NUT, CENTERLOCK 3/8 MAGNI
31	596249M	2	LOCKWASHER 5/16 MAGNI
32	596250M	5	LOCKWASHER 3/8 MAGNI
33	596258M	6	WASHER, FLAT 3/8 MAGNI
34	596629M	4	FHSCS 1/4-20 X 3/4 MAGNI
35	596635M	1	BOLT, HH 3/8-16 x 1-1/4 MAGNI
36	596635M	2	BOLT, HH 3/8-16 x 1-1/4 MAGNI
37	596807M	1	HH GR5 1-8 SLOTTED LOCKNUT MAGNI
38	596808M	1	COTTER PIN, 3/16 X 2" MAGNI
39	596816M	4	1/2-13 X 2 1/2 FLANGE BOLT
40	596817M	6	3/8-16 X 2 FLANGE BOLT
41	596818M	6	BOLT, HH 3/8-16 X 3/4 GR5 MAGNI
43	620057	2	CYLINDER, 30THC16.00-150
44	632092	1	STEERABLE HITCH KIT
45	632072	1	RAVEN STEERING VALVE WITH FITTINGS
46	800287	1	DECAL, GREASE PIVOT POINTS



# ILLUSTRATED PARTS LIST

## Raven Steerable Hitch Kit





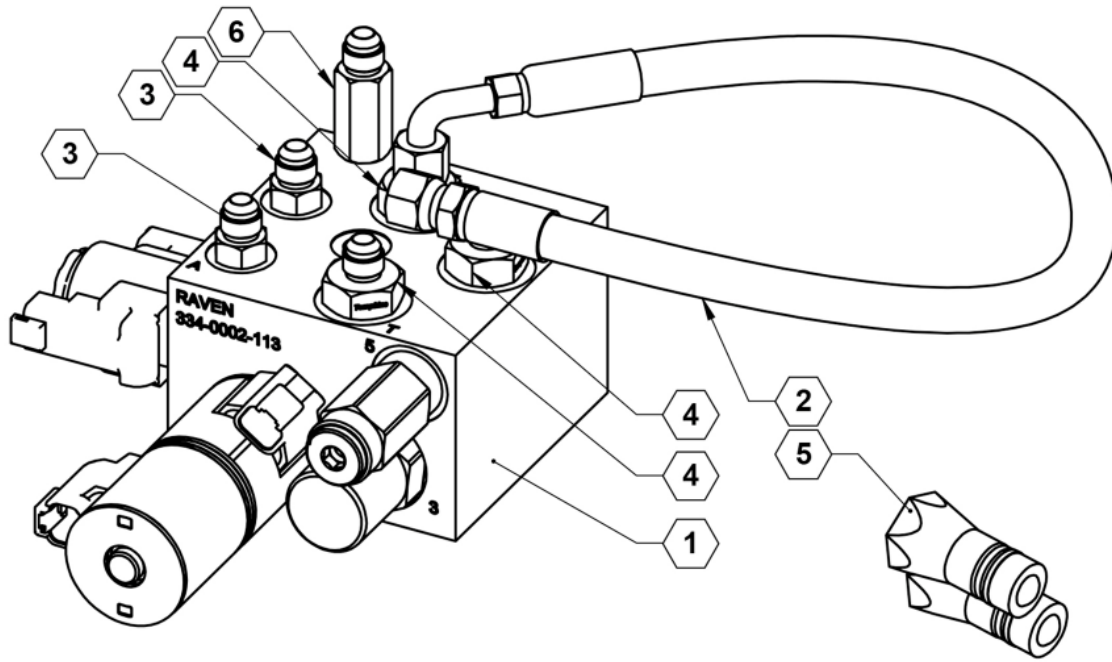


## ILLUSTRATED PARTS LIST

### Raven Steerable Hitch Kit Parts List

ITEM	PART NO.	QTY.	DESCRIPTION
1	632097	1	PRESSURE TRANSDUCER
2	632096	1	REVERSE SENSOR
3	632020	1	ISO STEERABLE HITCH NODE
4	632021	1	STEERING VALVE
5	632098	1	TILT SENSOR

## Raven Steerable Applicator Kit



## Raven Steerable Applicator Kit Parts List

ITEM	PART NO.	QTY.	DESCRIPTION
1	063-0131-130	1	RAVEN STEERING VALVE
2	214-1001-170	1	HOSE ASSEMBLY, 06-6FJX90-6FJX-24
3	333-0012-045	2	FITTING, ADAPTER, STRAIGHT, -6 JIC (M) TO -6 SAE O-RING (M)
4	333-0012-106	3	FITTING, ADAPTER, STRAIGHT, -6 JIC (M) TO -10 SAE O-RING (M)
5	333-0012-310	2	COUPLER, HYDRAULIC, -10 SAE O-RING (F) TO ISO AG (M)
6	334-0003-078	1	FITTING., CHECK VALVE, -6 JIC M/F, 5 PSI



## ILLUSTRATED PARTS LIST

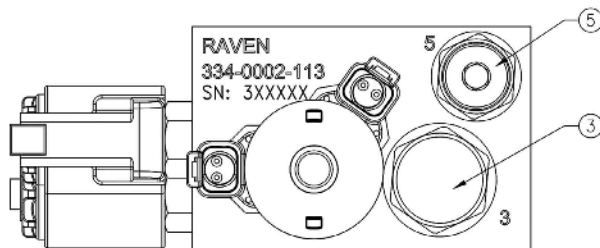
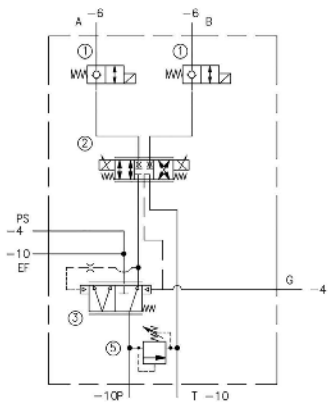
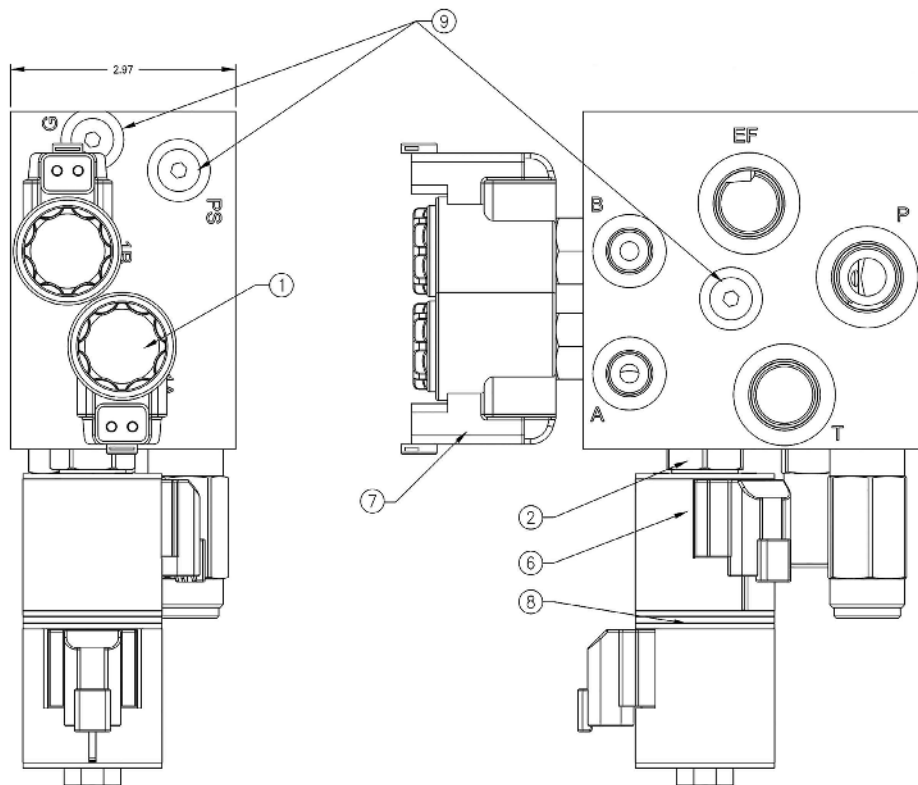
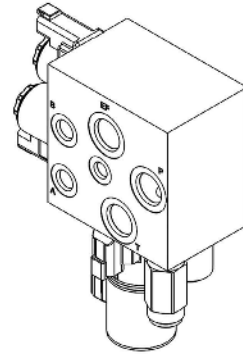
---





# ILLUSTRATED PARTS LIST

## Raven Steering Valve





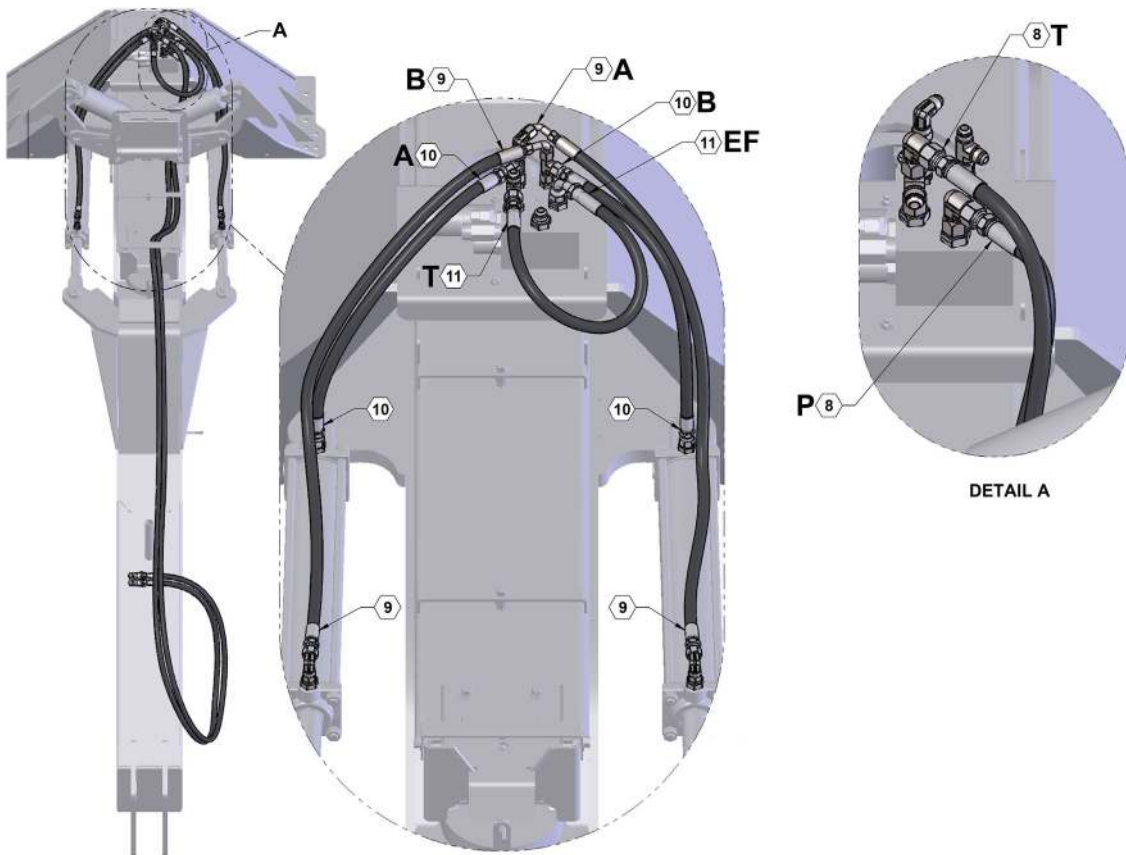
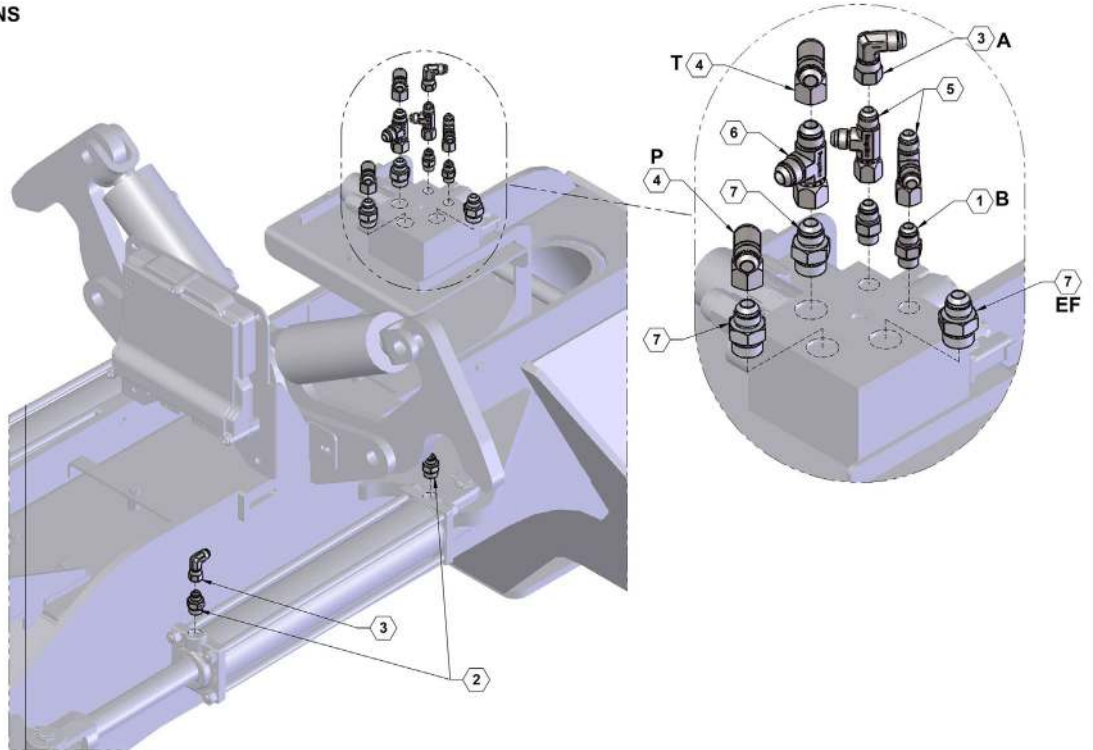
## ILLUSTRATED PARTS LIST

### Raven Steering Valve Parts List

ITEM	PART NO.	VENDOR PART NO.	QTY.	DESCRIPTION
0		063-0131-130	1	SMARTRAX VALVE (ITEMS 1-9)
1		334-0002-096	2	CARTRIDGE, BLOCKER, SINGLE, NORMALLY CLOSED
2		334-0002-097	1	CARTRIDGE, PROPORTIONAL, DIRECTIONAL
3		334-0002-102	1	PRORITY VALVE
4		334-0002-113	1	MANIFOLD
5		334-0002-103	1	RELIEF CARTRIDGE
6		334-0002-117	2	COIL
7		334-0002-118	2	COIL
8		334-0002-119	1	COIL SPACER
9		334-0002-051	3	PLUG

## Steerable Gooseneck Hydraulics

### FITTING LOCATIONS





## ILLUSTRATED PARTS LIST

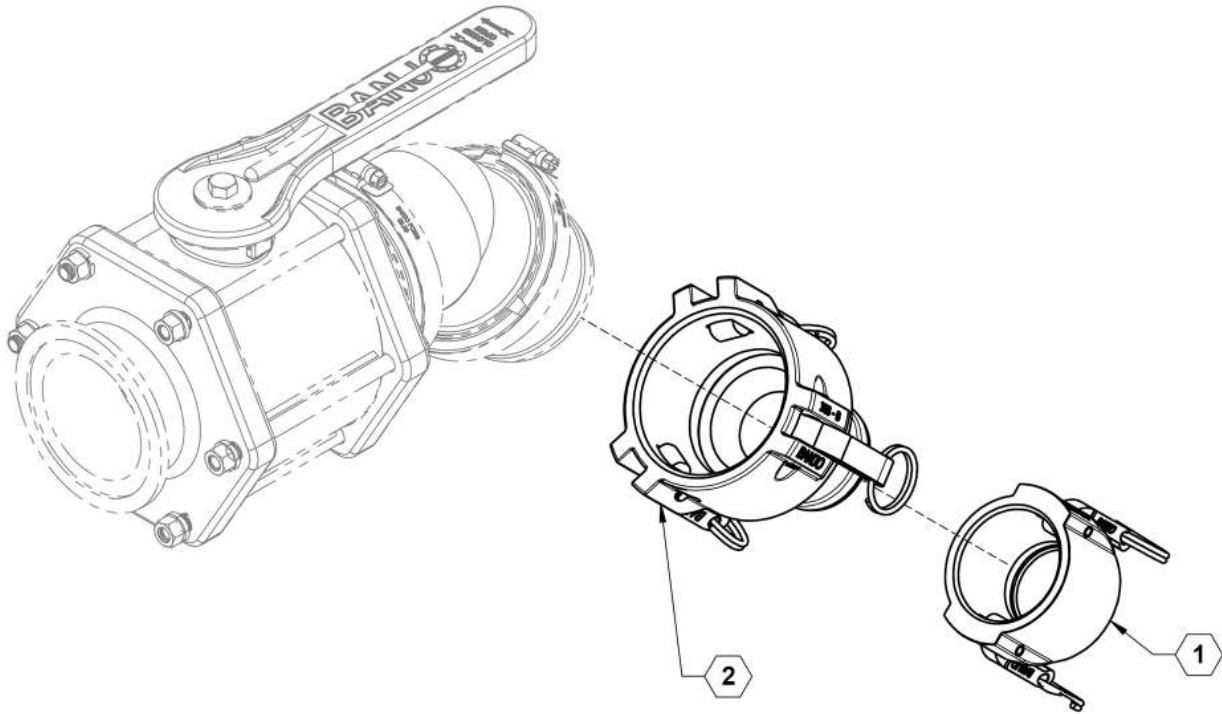
### Steerable Gooseneck Hydraulics Parts List

ITEM	PART NO.	QTY.	DESCRIPTION
1	610010	2	JIC #6 TO ORING #6
2	610011	4	JIC #6 TO ORING #8
3	610023	3	JIC #6 90 DEG
4	610024	2	JIC #8 90 DEG
5	610027	2	JIC #6 RUN TEE
6	610053	1	JIC #8 SWIVEL RUN TEE
7	610060	3	JIC #8 TO ORING #10
8	600107-1	2	HOSE ASSEMBLY, 06-8FJX-8MOR-PIONEER-193
9	600107-2	2	HOSE ASSEMBLY, 06-6FJX90-6FJX-43
10	600107-3	2	HOSE ASSEMBLY, 06-6FJX-6FJX-23
11	600107-4	1	HOSE ASSEMBLY, 06-8FJX90-8FJX-24



# ILLUSTRATED PARTS LIST

## 3"- 2" Quick Fill Adapter







## ILLUSTRATED PARTS LIST

---

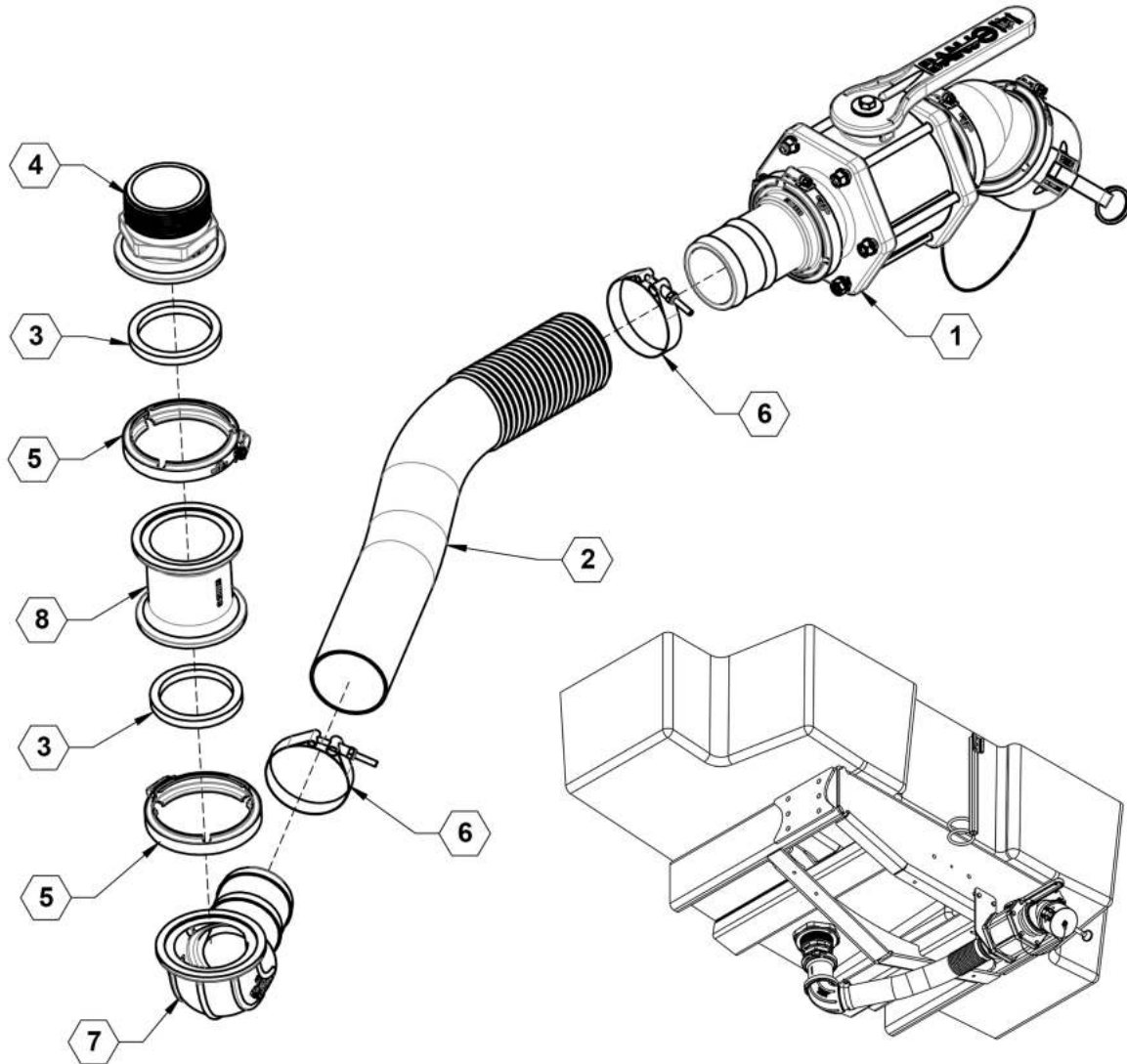
### 3"- 2" Quick Fill Adapter Parts List

ITEM	PART NO.	QTY.	DESCRIPTION
1	530017	1	2" QUICK FILL CAP
2	530357	1	3" FEMALE COUPLING-2" MALE ADAPTER



# ILLUSTRATED PARTS LIST

## Standard 3" Quick Fill



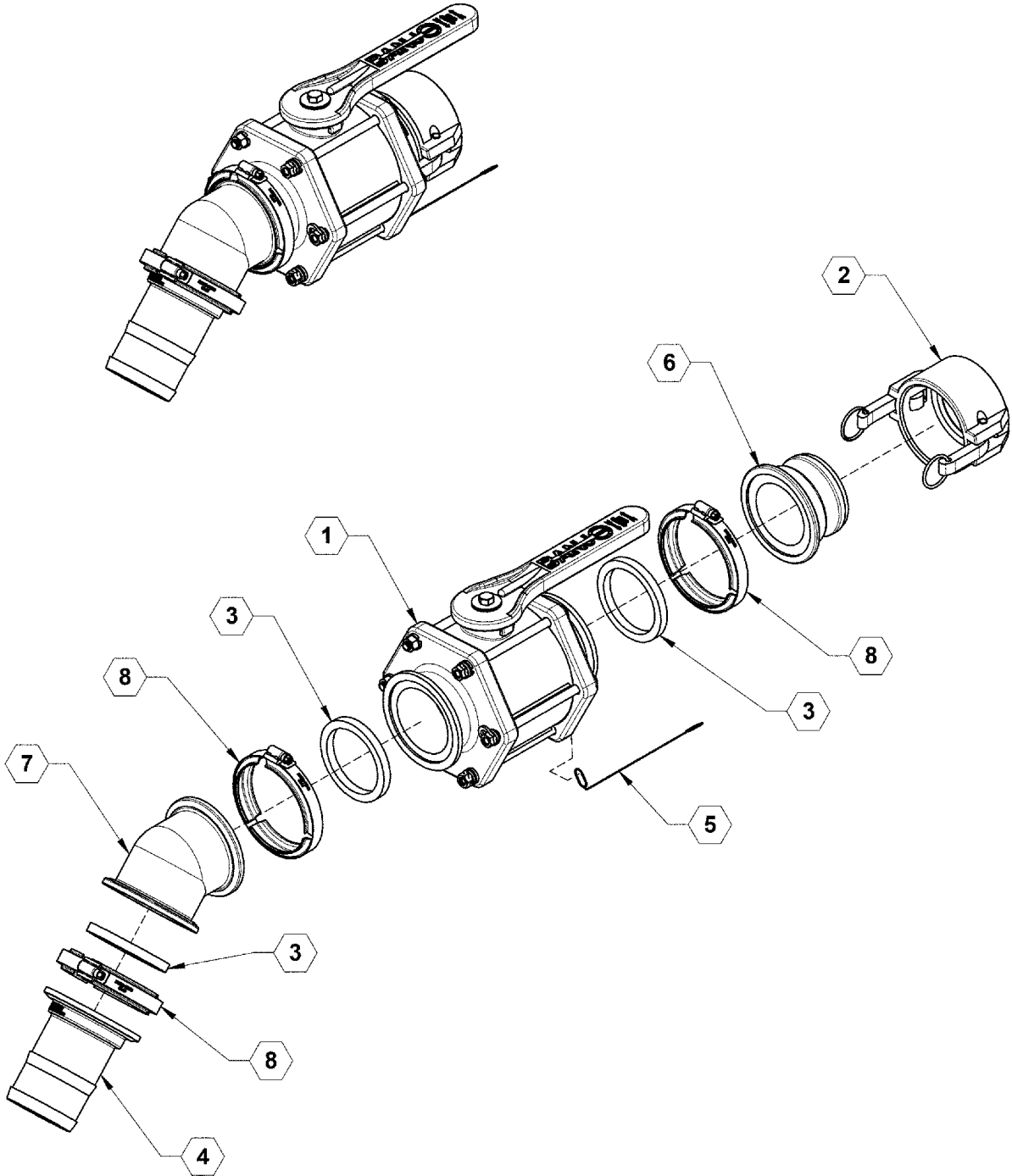


## ILLUSTRATED PARTS LIST

### Standard 3" Quick Fill Parts List

ITEM	PART NO.	QTY.	DESCRIPTION
1	90SA3QF	1	SUB ASSEMBLY, 3" QUICK FILL
2	510004	1	HOSE, 3" FERTILIZER X 3'
3	530024	2	GASKET, 3" EPDM
4	540003	2	CLAMP, WORM SCREW 3"
5	540009	2	CLAMP, 3" T BOLT
6	530441	1	3" FLANGE SWEEP 90 X HOSE BARB
7	530453	1	3" FLANGE COUPLING

## 3" Quick Fill Valve Assembly





## ILLUSTRATED PARTS LIST

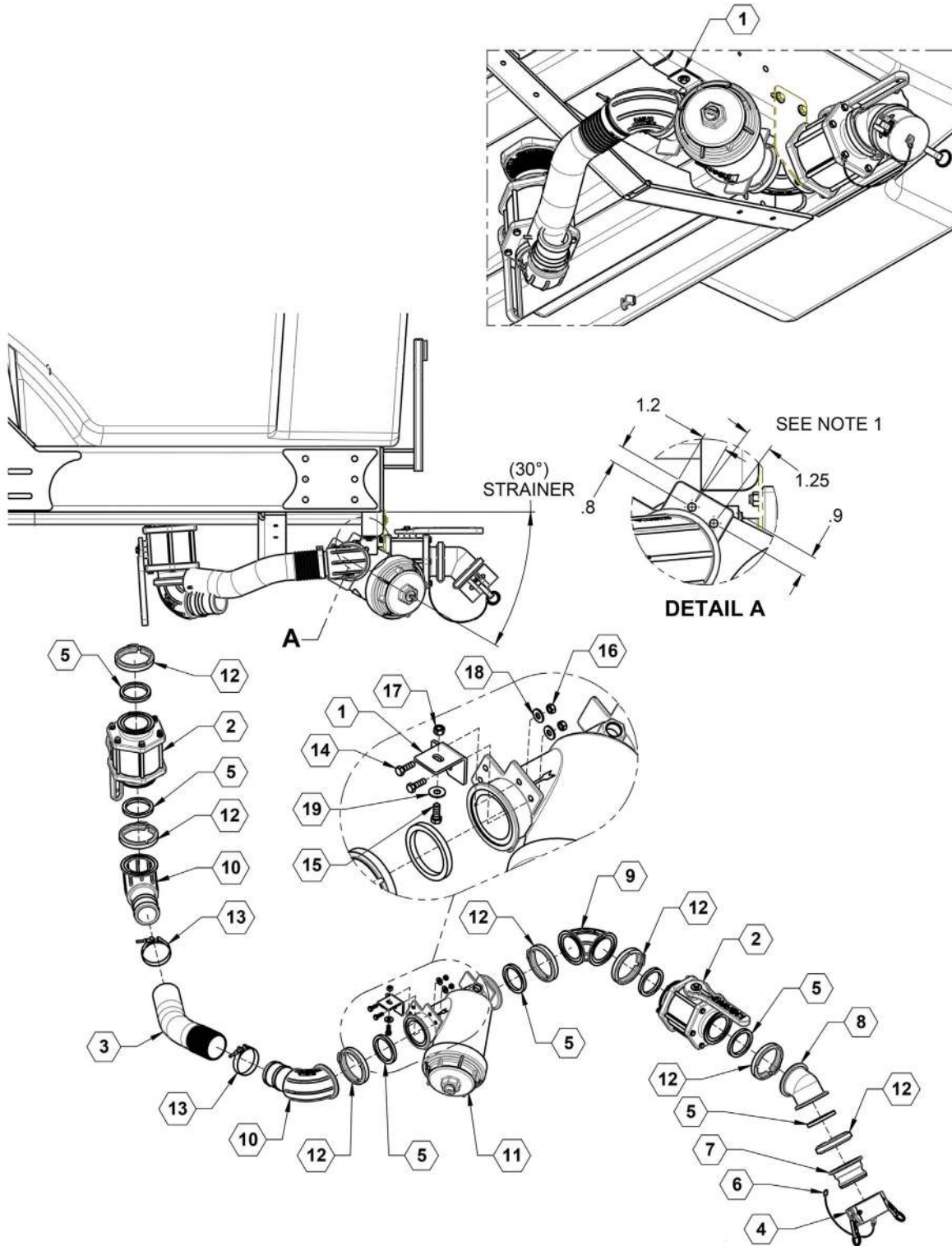
### 3" Quick Fill Valve Assembly Parts List

ITEM	PART NO.	QTY.	DESCRIPTION
1	500042	1	MV300CF
2	530023	1	CAP, 3"
3	530024	3	GASKET, 3" EPDM
4	530113	1	Flanged 3" Hose Barb
5	530179	1	CABLE LANYARD
6	530233	1	3" MANIFOLD X 3" MALE ADAPTER
7	530234	1	3" COUPLER, 45 DEGREE
8	540003	3	CLAMP, WORM SCREW 3"

## 3" Quick Fill with Strainer

**NOTE:**

1. 2X DRILL  $\phi$ .375 HOLE IN STRAINER FLANGE FOR MOUNTING 530442 AT ASSEMBLY



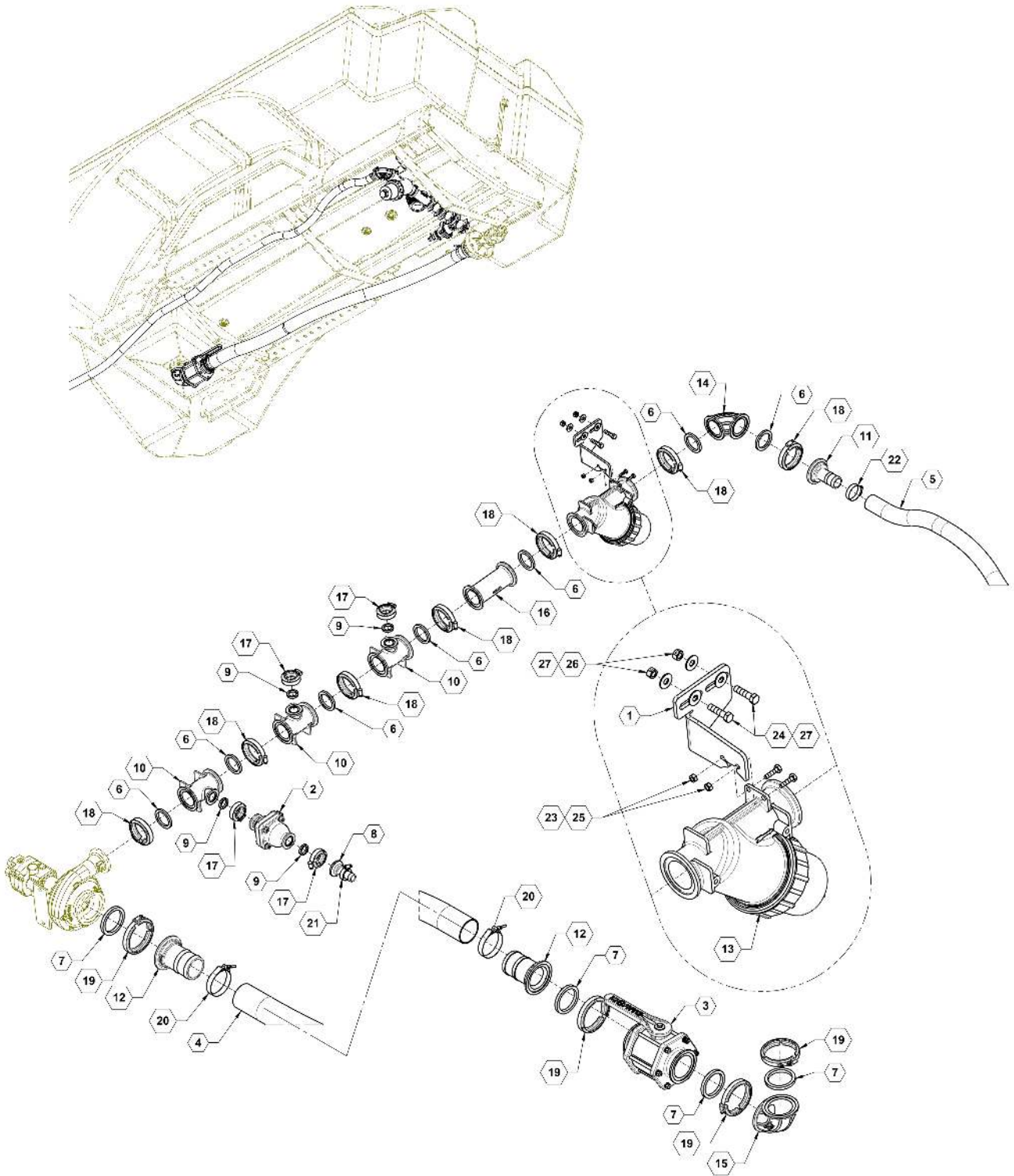


## ILLUSTRATED PARTS LIST

### 3" Quick Fill with Strainer Parts List

ITEM	PART NO.	QTY.	DESCRIPTION
1	26967	1	PLATE, 3" STRAINER MOUNT
2	500042	2	MANIFOLD VALVE, STANDARD PORT 3"
3	510004	1	HOSE, 3" FERTILIZER X 18"
4	530023	1	CAP, 3"
5	530024	7	GASKET, 3" EPDM
6	530179	1	CABLE LANYARD
7	530233	1	MANIFOLD ADAPTER, 3" X 3" QDC MALE
8	530234	1	COUPLER, 3" X 45°
9	530439	1	MANIFOLD SWEEP, FLANGE 3"
10	530441	2	FLANGE SWEEP, 90 X 3" HOSE BARB
11	530442	1	STRAINER, 3" Y STANDARD PORT -12
12	540003	7	CLAMP, WORM SCREW 3"
13	540027	2	CLAMP, 3" T BOLT
14	596115M	2	BOLT, HH 5/16-18X1 GR5 MAGNI
15	596128M	1	BOLT, HH 3/8-16 X 1 GR5 MAGNI
16	596212M	2	NUT, 5/16-18
17	596237M	1	NUT, CENTERLOCK 3/8 MAGNI
18	596257M	2	WASHER, FLAT 5/16 USS MAGNI
19	596258M	1	WASHER, FLAT 3/8 MAGNI

## Standard Product Plumbing Assembly





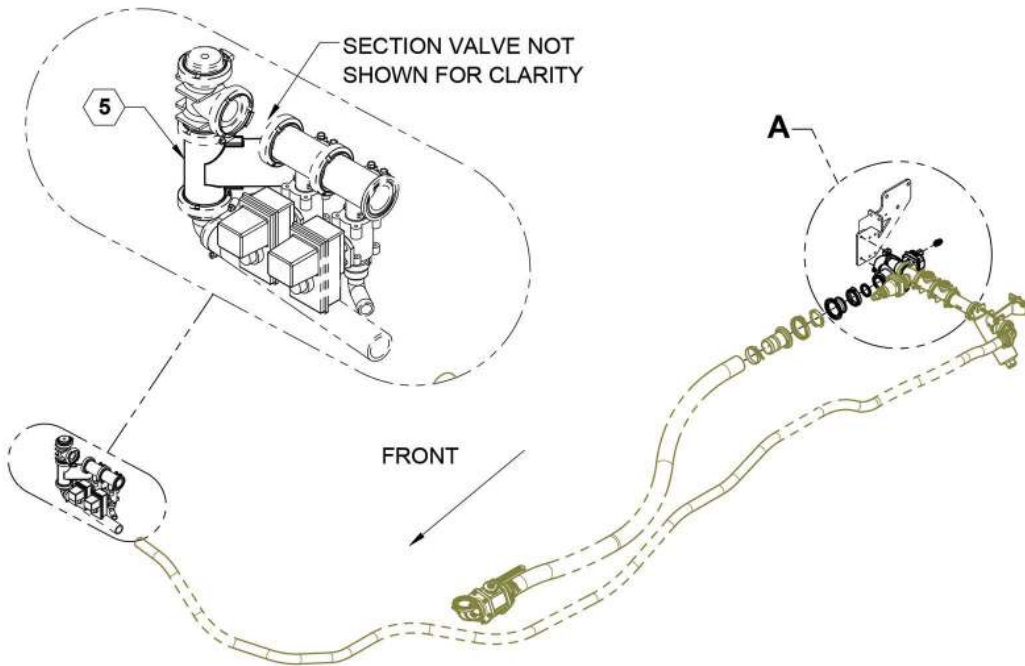
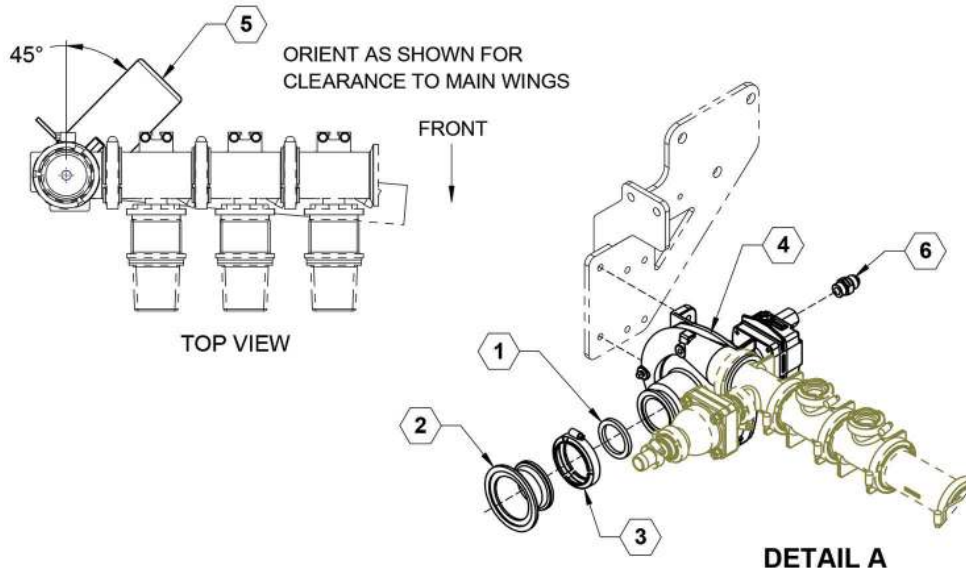


## ILLUSTRATED PARTS LIST

### Standard Product Plumbing Assembly Parts List

ITEM	PART NO.	QTY.	DESCRIPTION
1	27215	1	PLATE, STANDARD STRAINER MOUNT
2	500004	1	VALVE, 100 PSI RELIEF
3	500042	1	MANIFOLD VALVE, STANDARD PORT 3"
4	510004	1	HOSE 3" FERTILIZER - 8FT
5	510014	1	HOSE, 1-1/2" EPDM - 20FT
6	530019	7	GASKET, 2" EPDM
7	530024	4	GASKET, 3" EPDM
8	530066	1	MANIFOLD FITTING, 1" X 1" HB
9	530068	4	GASKET, 1" EPDM
10	530099	3	MANIFOLD, 2" FP X 1" FLANGE TEE
11	530100	1	MANIFOLD FLANGE, 2" FP X 1-1/2" HB
12	530113	2	MANIFOLD FLANGE, 3" HB
13	530125	1	STRAINER, 2" FULL PORT LINE
14	530386	1	MANIFOLD SWEEP, 2" FP FLANGE
15	530439	1	MANIFOLD SWEEP, FLANGE 3"
16	530454	1	2" X 2" LONG PORT MANIFOLD
17	540000	4	CLAMP, WORM SCREW 1"
18	540002	7	CLAMP, WORM SCREW 2"
19	540003	4	CLAMP, WORM SCREW 3"
20	540027	2	CLAMP, 3" T BOLT
21	540014	1	CLAMP, HOSE SS 1" #16
22	540016	1	CLAMP, 1-1/2" SS
23	596102M	2	BOLT, HH 1/4-20 X 1 GR5 MAGNI
24	596129M	2	BOLT, HH 3/8-16X1-1/2 GR5 MAGNI
25	596235M	2	NUT, CENTERLOCK, 1/4-20 MAGNI
26	596237M	2	NUT, CENTERLOCK 3/8 MAGNI
27	596258M	4	WASHER, FLAT 3/8 MAGNI

## Pump Assembly, HYPRO 9306C-HM1C (Cast)





## ILLUSTRATED PARTS LIST

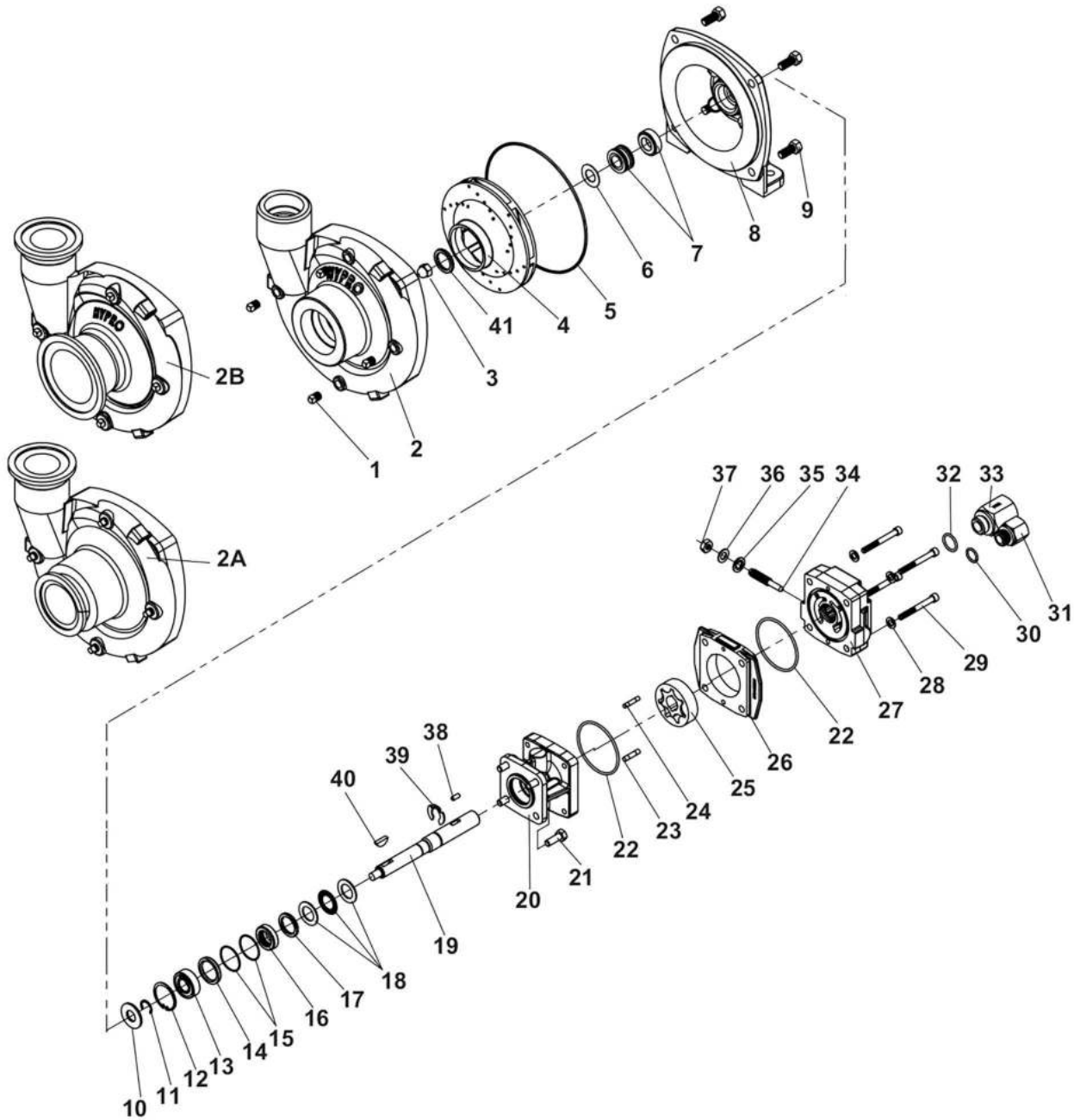
### Pump Assembly, HYPRO 9306C-HM1C (Cast) Parts List

ITEM	PART NO.	QTY.	DESCRIPTION
1	530019	1	GASKET, 2" EPDM
2	530316	1	MANIFOLD REDUCER 3" X 2" COUPLER
3	540002	1	CLAMP, WORM SCREW 2"
4	550011	1	PUMP, HYPRO - SEE PARTS & EQUIPMENT CATALOG
5	632079	1	VALVE, BUTTERFLY, 1.5"
6	610106	1	JIC #10 MALE TO #10 MALE O-RING ST



# ILLUSTRATED PARTS LIST

## HYPRO Pump 9306C-HM1C (Cast)





# ILLUSTRATED PARTS LIST

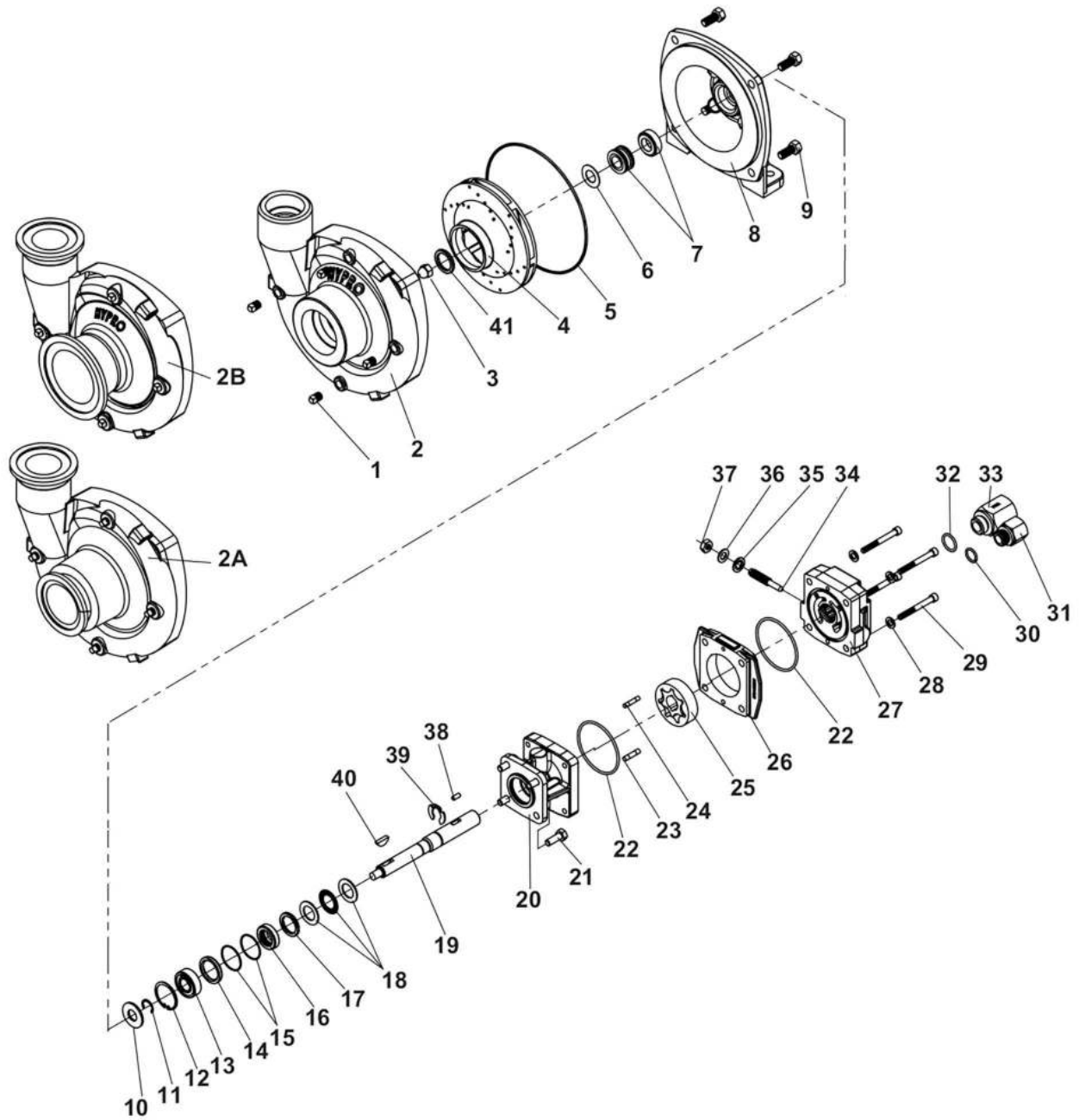
## HYPRO Pump 9306C-HM1C (Cast) Parts List

ITEM	PART NO.	QTY.	DESCRIPTION
1	2406-0007	4	Drain/Vent Plug (9306C)
1	2406-0016	4	Drain/Vent Plug (9306S)
2	0154-9200C1	1	Pump Casing (9306C)
2	0154-9200S1	1	Pump Casing (9306S)
2A	0157-9200C	1	Pump Casing (Universal Flange 220x200)
2B	0158-9200C	1	Pump Casing (Universal Flange 300x220 Cast)
2B	0158-9200S	1	Pump Casing (Universal Flange 300x220 S.S.)
3	2253-0002	1	Impeller Nut (9306C)
3	2253-0006	1	Impeller Nut (9306S (sold in Parts Kit 3430-0825)
4	0401-9200P2	1	Impeller (Nylon Standard 9306C)
4	0405-9200P2	1	Impeller (Polypropylene Optional) (Standard 9306S)
4	0407-9306P	1	Impeller (GTX Optional)
5	1720-0083	1	O-ring
6	1700-0100	1	Gasket
7	3430-0589	1	Mechanical Seal (Silicon Carbide) (Standard 9306S)
			Contains one each: mechanical seal (Reference 7) and o-ring (Reference 5).
8	0750-9300C2	1	Mounting Flange (9306C)
8	0756-9300S	1	Mounting Flange (9306S)
9	2210-0020	4	Hex Head Cap Screw (9306C)
9	2210-0125	4	Hex Head Cap Screw (9306S)
10	1410-0056	1	Slinger Ring
11	1810-0014	1	Snap Ring
12	1820-0013	1	Retaining Ring
13	2000-0010	1	Ball Bearing
14	1410-0131	1	Cartridge, Front
15	1720-0268	2	O-ring
16	2104-0010	1	Lip Seal (only sold in Parts Kit No. 3430-0748)
17	1410-0130	1	Seal Spacer
18	2029-0014	1	Thrust Bearing Assembly
19	0533-2500	1	Shaft (HM1C/HM5C)
19	0536-2500	1	Shaft (HM3C)
20	0150-2500C	1	Motor Body (includes needle bearing)
			<b>NOTE:</b> When ordering parts, give QUANTITY, PART NUMBER, DESCRIPTION, and COMPLETE MODEL NUMBER. Reference numbers are used ONLY to identify parts in the drawing and are NOT to be used as order numbers.
			<b>Repair Parts Kit No. 3430-0332</b> Contains: One mechanical seal (Reference 7), one o-ring (Reference 5) and one rubber gasket (Reference 6).
			<b>Parts Kit No. 3430-0748</b> Contains: One each ball bearing (Reference 13), motor shaft seal (Reference 16), thread seal gasket (Reference 35), two cartridge o-rings (Reference 15) and washer (Reference 36); two each motor housing o-rings (Reference 22), and port adapter o-rings (Reference 30 & 32).
			<b>Hydraulic Motor Part Numbers.</b> 2500-0081C (HM1C Models) 2500-0083C (HM3C Models) 2500-0085C (HM5C Models)



# ILLUSTRATED PARTS LIST

## HYPRO Pump 9306C-HM1C (Cast)





# ILLUSTRATED PARTS LIST

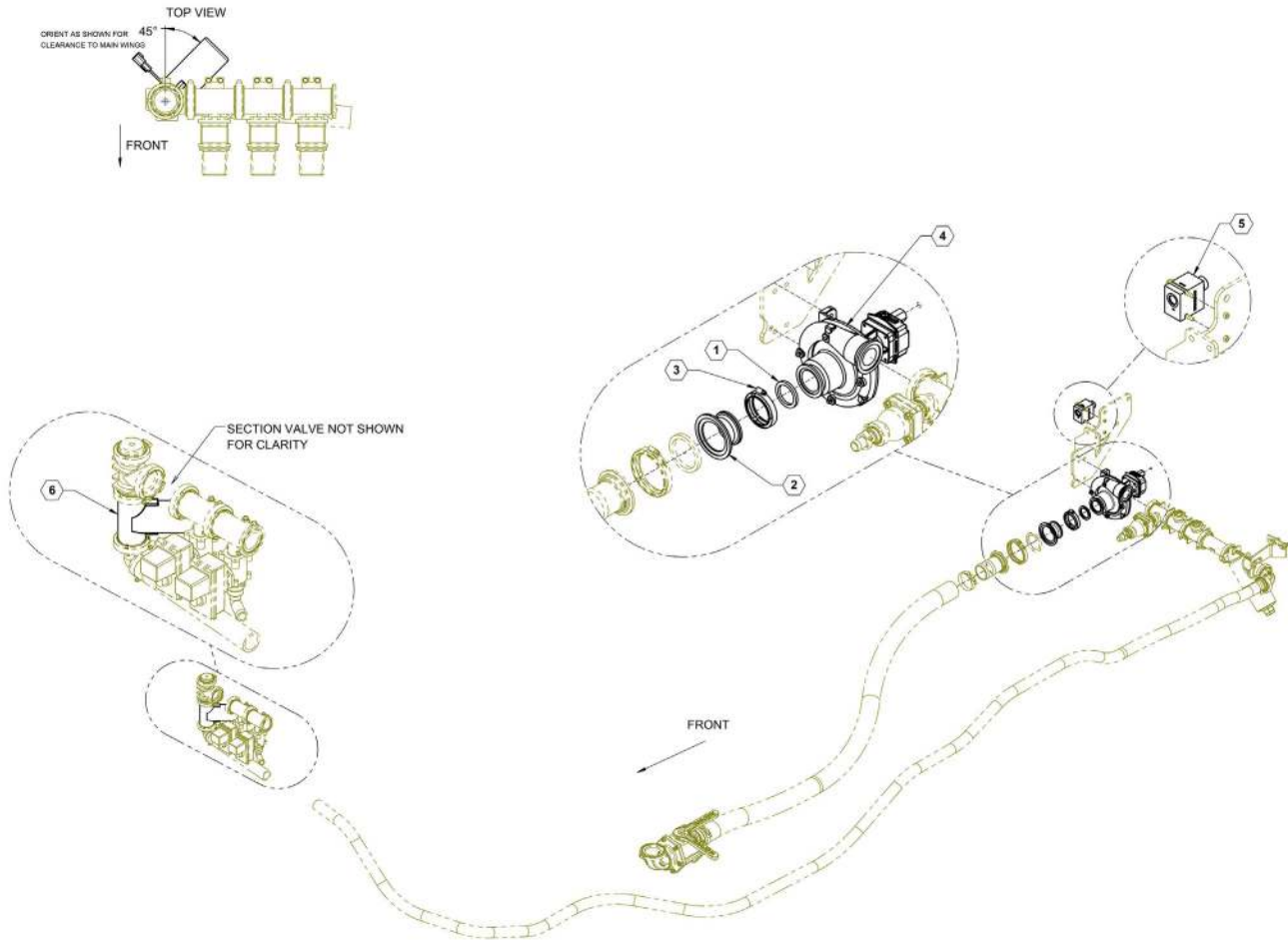
## HYPRO Pump 9306C-HM1C (Cast) Parts List

ITEM	PART NO.	QTY.	DESCRIPTION
21	2210-0005	4	Hex Head Cap Screw
22	1720-0110	2	O-ring
23	1600-0044	1	Dowel Pin (HM1C/HM5C)
23	1600-0052	1	Dowel Pin (HM3C)
24	1600-0037	1	Dowel Pin (HM1C/HM5C)
24	1600-0068	1	Dowel Pin (HM3C)
25	3900-0022	1	Gerotor (HM1C)
25	3900-0024	1	Gerotor (HM3C)
25	3900-0048	1	Gerotor (HM5C)
26	0700-2500C1	1	Gerotor Housing (HM1C Models) 1/2" wide
26	0702-2500C1	1	Gerotor Housing (HM3C Models) 1" wide
26	0704-2500C1	1	Gerotor Housing (HM5C Models) 5/8" wide
27	0254-2500C2	1	Motor End Plate (includes needle bearing)
28	2270-0039	4	Washer
29	2220-0021	4	Cap Screw (HM1C Models)
29	2220-0044	4	Cap Screw (HM3C Models)
29	2220-0032	4	Cap Screw (HM5C Models)
30	1720-0108	1	O-ring
31	3360-0021A	1	Pressure Port Adapter (includes o-ring)
32	1720-0262	1	O-ring
33	3320-0051A	1	Tank Port Adapter (includes o-ring)
34	3220-0029	1	Bypass Adjusting Screw
35	1700-0047	1	Gasket
36	2270-0027	1	Washer
37	2250-0038	1	Lock Nut (2013 and Older)
38	1610-0031	1	Roll Pin HM1C / HM5C)
38	1610-0055	1	Roll Pin (HM3C)
39	1810-0026	1	Snap Ring
40	1610-0012	1	Woodruff Key (9306C)
40	4432	1	Woodruff Key (9306S)
41	2270-0071	1	Washer (9306C)
			<b>NOTE:</b> When ordering parts, give QUANTITY, PART NUMBER, DESCRIPTION, and COMPLETE MODEL NUMBER. Reference numbers are used ONLY to identify parts in the drawing and are NOT to be used as order numbers.
			<b>Repair Parts Kit No. 3430-0332</b> Contains: One mechanical seal (Reference 7), one o-ring (Reference 5) and one rubber gasket (Reference 6).
			<b>Parts Kit No. 3430-0748</b> Contains: One each ball bearing (Reference 13), motor shaft seal (Reference 16), thread seal gasket (Reference 35), two cartridge o-rings (Reference 15) and washer (Reference 36); two each motor housing o-rings (Reference 22), and port adapter o-rings (Reference 30 & 32).
			<b>Hydraulic Motor Part Numbers.</b> 2500-0081C (HM1C Models) 2500-0083C (HM3C Models) 2500-0085C (HM5C Models)



# ILLUSTRATED PARTS LIST

## Pump Assembly, HYPRO 9306C-HM1S (Stainless Steel)







## ILLUSTRATED PARTS LIST

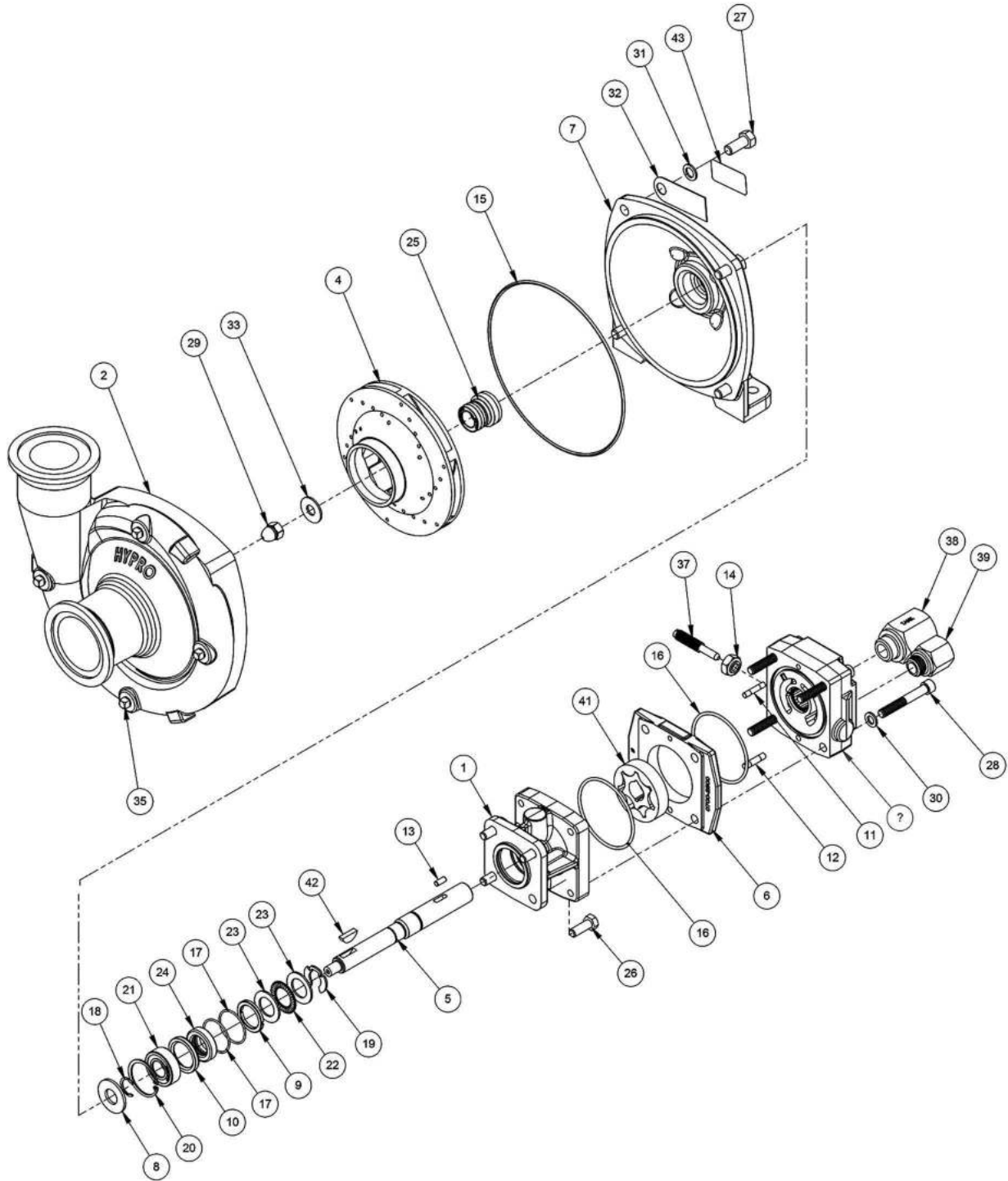
### Pump Assembly, HYPRO 9306C-HM1S (Stainless Steel) Parts List

ITEM	PART NO.	QTY.	DESCRIPTION
1	530019	1	GASKET, 2" EPDM
2	530316	1	MANIFOLD REDUCER 3" X 2" COUPLER
3	540002	1	CLAMP, WORM SCREW 2"
4	550027	1	PUMP, HYPRO STAINLESS STEEL
5	610099	1	VALVE, FLOW CONTROL, P.C.
6	632079	1	VALVE, BUTTERFLY, 1.5"



# ILLUSTRATED PARTS LIST

## HYPRO Pump 9306C-HM1S (Stainless Steel)





## ILLUSTRATED PARTS LIST

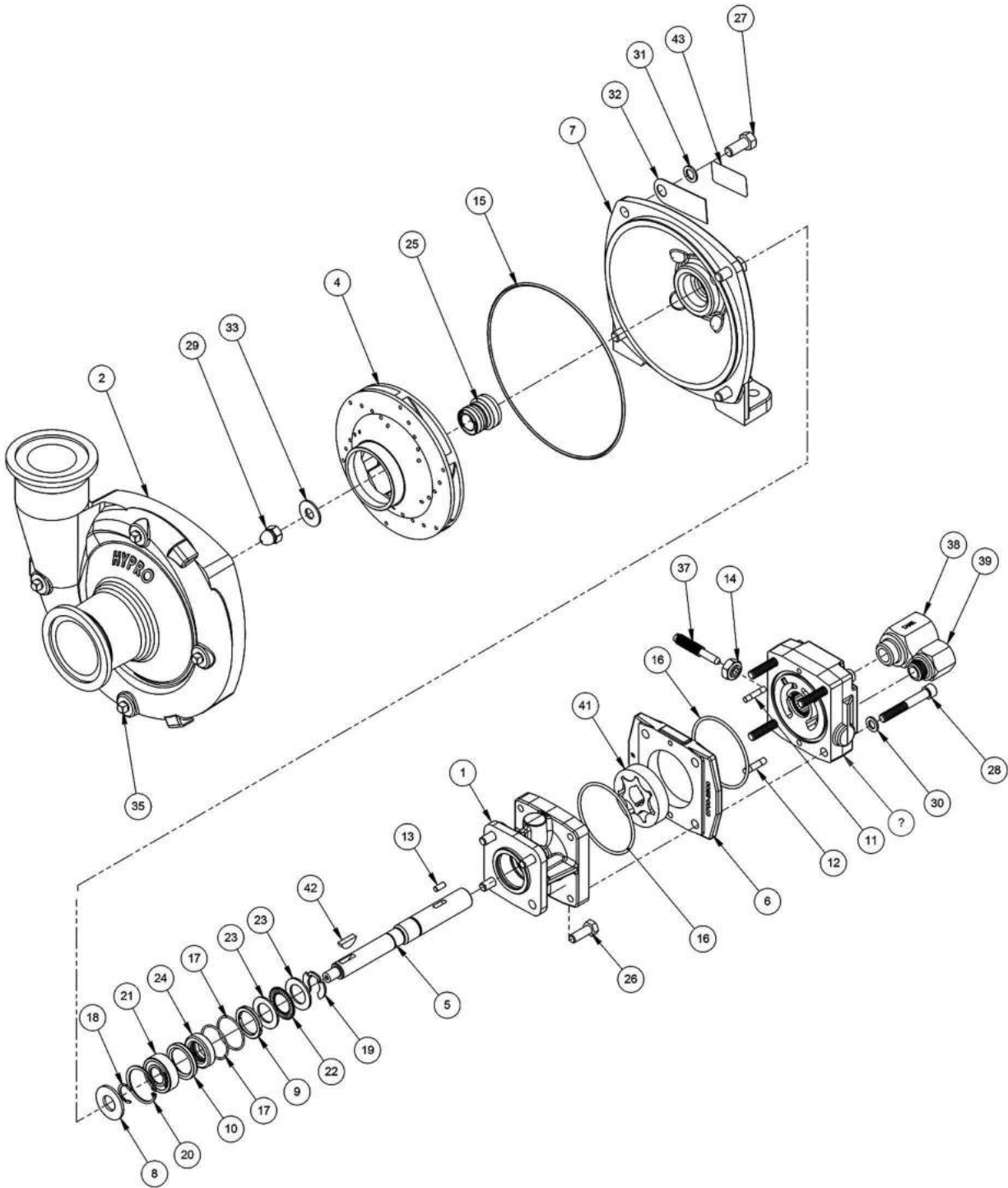
### HYPRO Pump 9306C-HM1S (Stainless Steel) Parts List

ITEM	PART NO.	QTY.	DESCRIPTION
1	0150-2500C	1	BODY ASSEMBLY
2	0157-9200S	1	HOUSING MACHINED, PASSIVATED
3	0254-2500C2	1	END PLATE ASSEMBLY BYPASS
4	0407-9306P	1	IMPELLER (CW ROTATION)
5	0533-2500	1	SHAFT HYDRAULIC MOTOR
6	0700-2500C1	1	GEROTOR HOUSING HM1, COATED
7	0756-9300S	1	MOUNTING FLANGE PASSIVATED
8	1410-0056	1	SLINGER GASKET, SHAFT
9	1410-0130	1	SPACER, 3L SEAL
10	1410-0131	1	CARTRIDGE FRONT HYD SEAL
11	1600-0037	1	DOWEL PIN
12	1600-0044	1	DOWEL PIN
13	1610-0031	1	KEY
14	1700-0245	1	NUT, SEALING
15	1720-0083	1	O-RING
16	1720-0110	2	O-RING
17	1720-0268	2	O-RING
18	1810-0014	1	RETAINING RING
19	1810-0026	1	RETAINER RING
20	1820-0013	1	RETAINER RING
21	2000-0010	1	BEARING, BALL
22	2029-0009	1	BEARING, THRUST



# ILLUSTRATED PARTS LIST

## HYPRO Pump 9306C-HM1S (Stainless Steel)



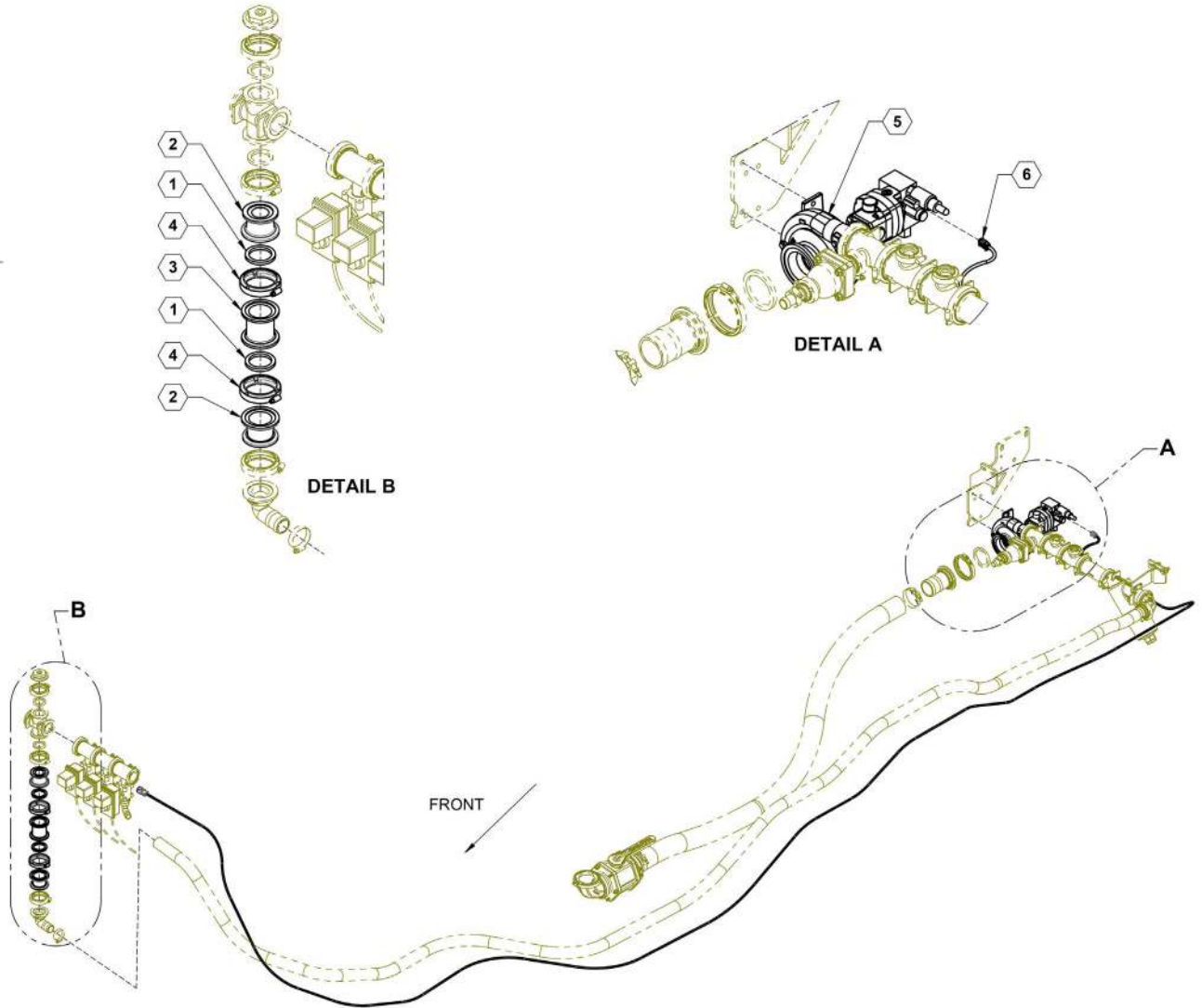


## ILLUSTRATED PARTS LIST

### HYPRO Pump 9306C-HM1S (Stainless Steel) Parts List

ITEM	PART NO.	QTY.	DESCRIPTION
23	2029-0010	2	BEARING RACE, THRU
24	2104-0010	1	LIP SEAL
25	2120-0039	1	SEAL-MECHANICAL VITON 5/8"
26	2210-0005	4	SCREW CAP HEX HEAD
27	2210-0125	4	SCREW HEX HEAD CAP
28	2220-0021	4	SCREW, SOCKET HEAD
29	2253-0006	1	NUT CAP
30	2270-0039	4	WASHER, FLAT 5/16"
31	2270-0041	1	WASHER
32	2270-0076	1	TAG
33	2270-0140	1	WASHER FLAT
34	2300-0039	2	PORT PLUG
35	2406-0016	4	PIPE PLUG SQUARE HEAD
36	3031-0134	1	CARTON - INDIVIDUAL
37	3220-0029	1	VALVE STEM
38	3320-0052A	1	CHECK VALVE ASSEMBLY - TANK PORT
39	3360-0023A	1	ADAPTER, INLET PORT
40	3435-0171	1	PACKING KIT
41	3900-0022	1	GEROTOR
42	04432-SHW	1	WOODRUFF KEY
43	6031-0325	1	DECAL
44	6031-0343	1	INSTRUCTION TAG
45	6031-0451	2	LABEL, 2.625 X 4.0

## Pump Assembly, ACE FMCS205-HYD-304 PWM





## ILLUSTRATED PARTS LIST

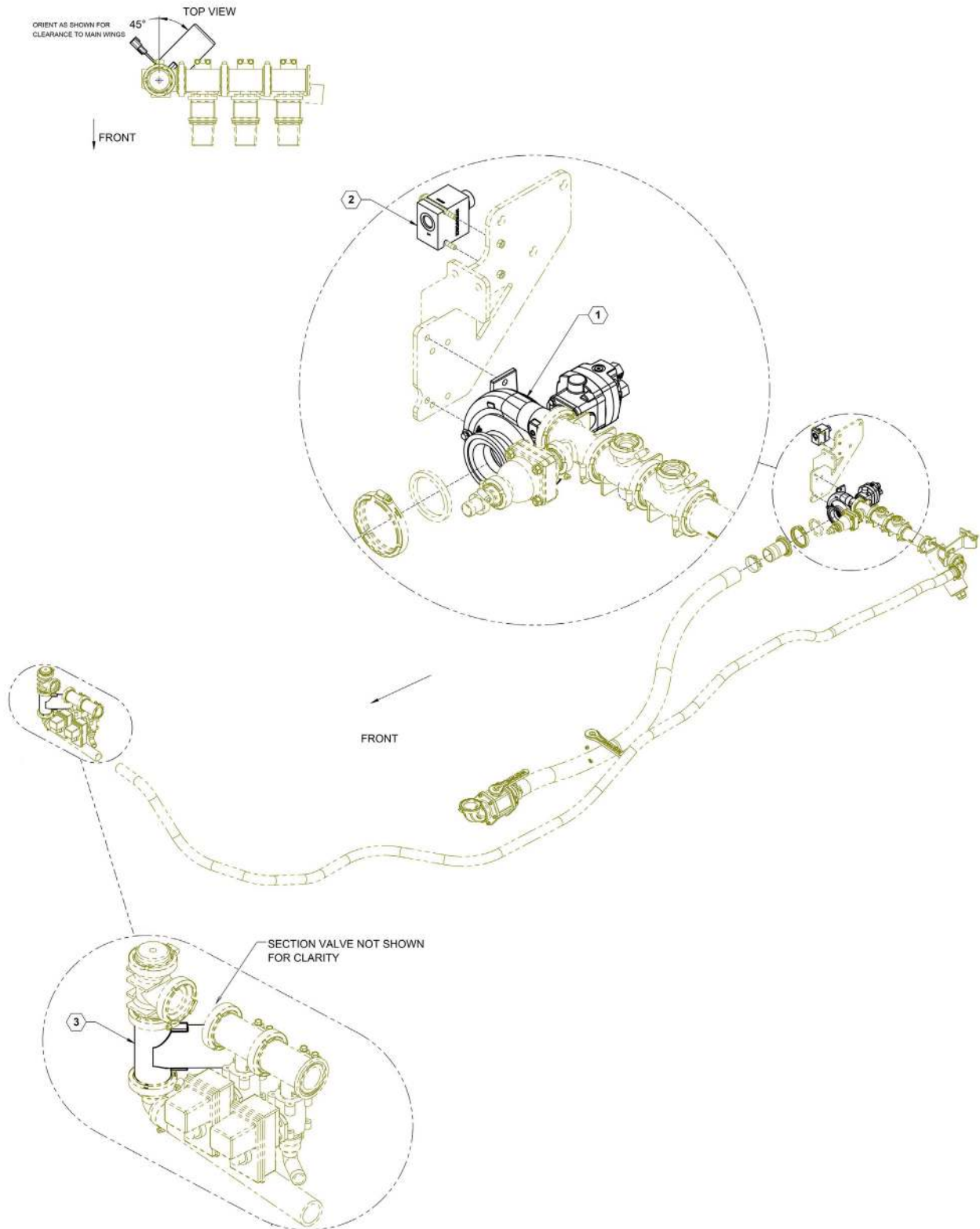
### Pump Assembly, ACE FMCS205-HYD-304 PWM Parts List

ITEM	PART NO.	QTY.	DESCRIPTION
1	530019	2	GASKET, 2.00 EPDM
2	530102	2	FLANGE, 2" FP X 2" REDUCER
3	530244	1	FLANGE, 2" X 2" FULL PORT
4	540002	2	CLAMP, FP WORM SCREW, 2.00
5	550035	1	PUMP, ACE 205F W/304 PWM
6	632042	1	2 PIN DT 40' CABLE EXTENSION



# ILLUSTRATED PARTS LIST

## Pump Assembly, ACE FMCS205-HYD-304





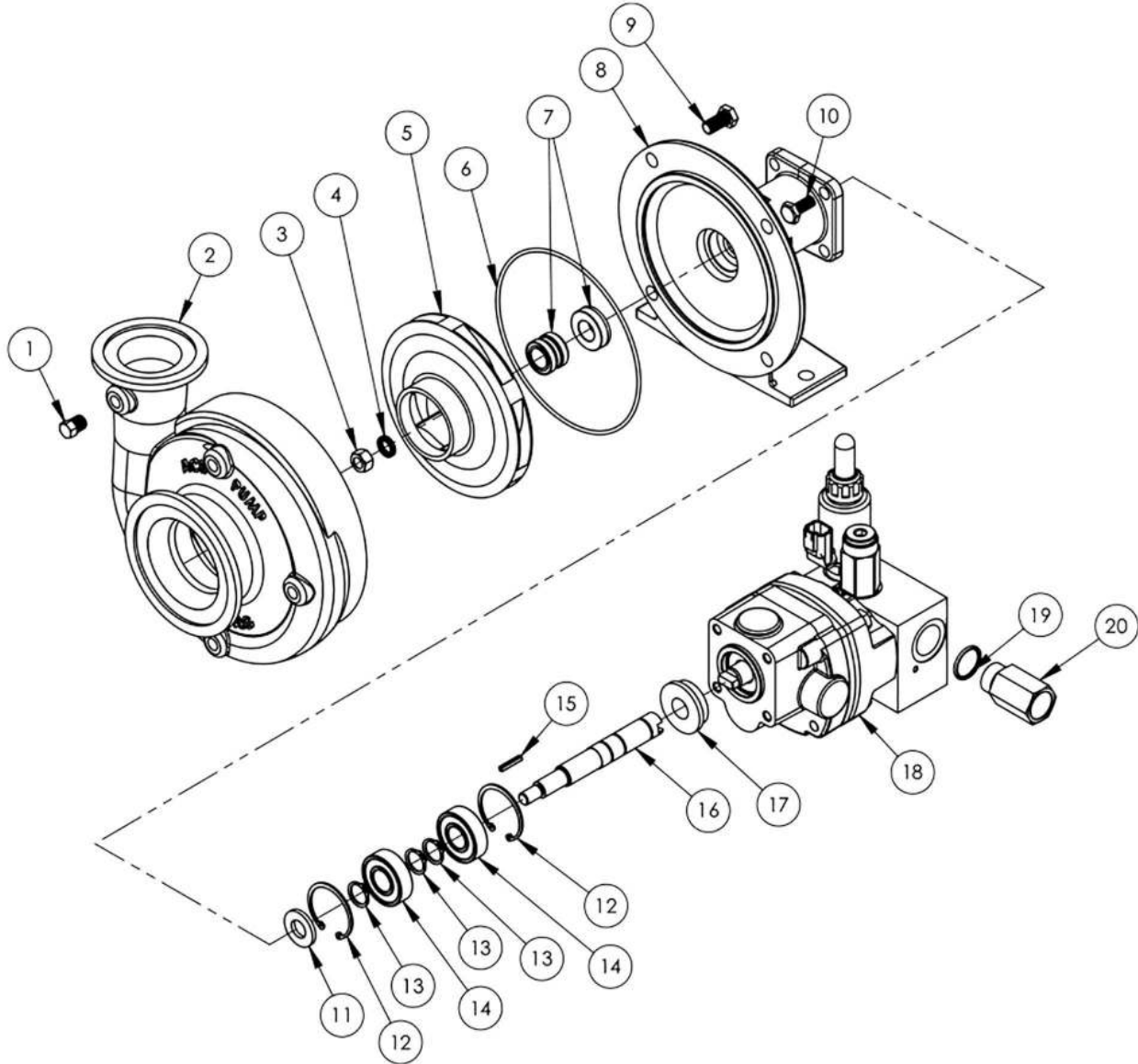


## ILLUSTRATED PARTS LIST

### Pump Assembly, ACE FMCS205-HYD-304 Parts List

ITEM	PART NO.	QTY.	DESCRIPTION
1	550025	1	PUMP, ACE 205F 304 ASSEMBLY - SEE PARTS & EQUIPMENT CATALOG
2	610099	1	VALVE, FLOW CONTROL, P.C.
3	632079	1	BUTTERFLY VALVE, 1.5"

## ACE Pump, ACE FMCS205-HYD-304



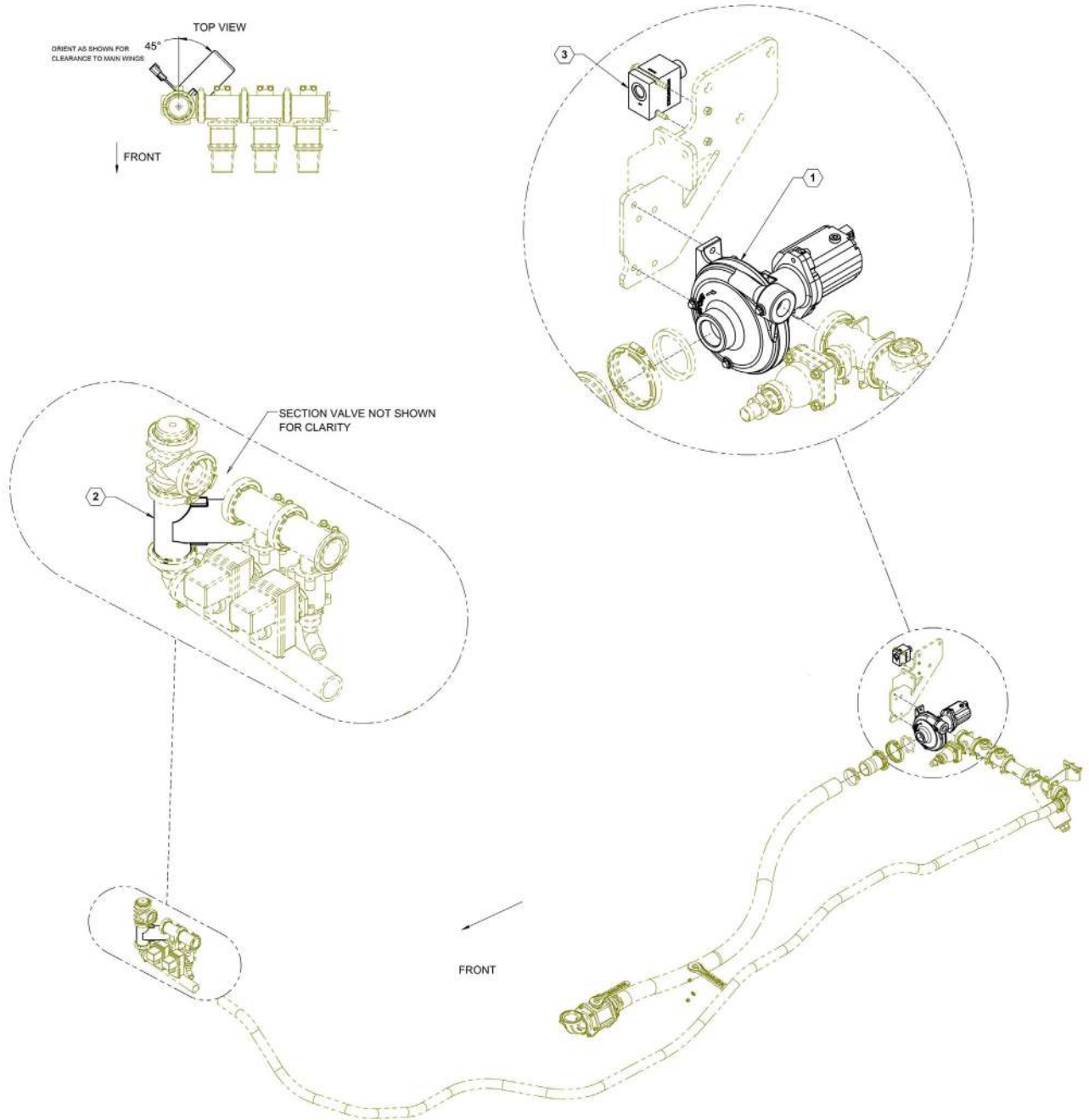


# ILLUSTRATED PARTS LIST

## ACE Pump, ACE FMCS205-HYD-304 Parts List

ITEM	PART NO.	QTY.	EDP #	DESCRIPTION
1	BAC-53	4	41110	Pipe plug
1	41120	4	41120	Pipe plug, stainless steel (-FS model) (optional)
2	7AC-14-FLG	1	41530	Volute, 300 standard flange x 220 full port flange, cast iron
2	7AC-14-FLG-SS	1	41532	Volute. 300 flange x 220 flange, 316 stainless steel (-FS model)
3	BAC-23-B-SS	1	40393	Nut, 3/8" NF, stainless steel
4	BAC-24-B-SS	1	42702	Washer, 3/8", stainless steel, self-locking
5	BAC-26-200-P	1	40434	Impeller, thermoplastic
5	BAC-26-200-CI	1	40433	Impeller, cast iron (optional)
5	BAC-26-200-SS	1	40436	Impeller, 316 stainless steel (-FS model) (optional)
6	BAC-4A	1	40005	O-ring, body seal
7	BAC-7SC-205V	1	40149	Seal, silicon carbide
8	BAC-14-205-HYD	1	40338	Mounting frame for 205 pump
8	BAC-14-205-HYD-S	1	40346	Mounting frame for 205 pump, 316 stainless steel (-FS model)
9	40950	4	40950	Cap screw, 3/8" NC x 3/4" hex head
9	40930	4	40930	Cap screw, 3/8" NC x 3/4" hex head, stainless steel (-FS model)
10	41330	4	41330	Cap screw, 5/16" NC x 3/4" hex head, motor to pump
11	BAC-54	1	41130	Slinger
12	BACH-33	2	40820	Snap ring, internal, BAC-14-205 mounting frame
13	BACH-32-HD	3	40385	Snap ring, external, BAC-6-205 shaft
14	40880	2	40880	Ball bearing, sealed, BAC-6-205 shaft
15	BAC-25	1	40425	Key, 1/8" x 1/8" x 13/16", extended keyway
16	BAC-6-205-HYD-SS	1	40068	Shaft, extended keyway, tang, stainless steel
17	S305	1	40163	Seal support spacer for 205 series pump
18	BAC-75-HYD-304-P	1	41348	Hydraulic motor, 11 GPM, PWM
19	41445	1	41445	o-ring, #10 SAE fitting
20	BAC-78-10X10SAE	1	41467	Reverse check assembly, #10 SAE x #10 SAE
NS	RK-FMCSC-205	-	52705	Repair kit for FMC-205 pump with silicon carbide shaft seal
NS	RK-BAC-75-HYD-30	-	41362	Repair kit for 300 Series hydraulic motor

## Pump Assembly, ACE FMC-650-HYD





## ILLUSTRATED PARTS LIST

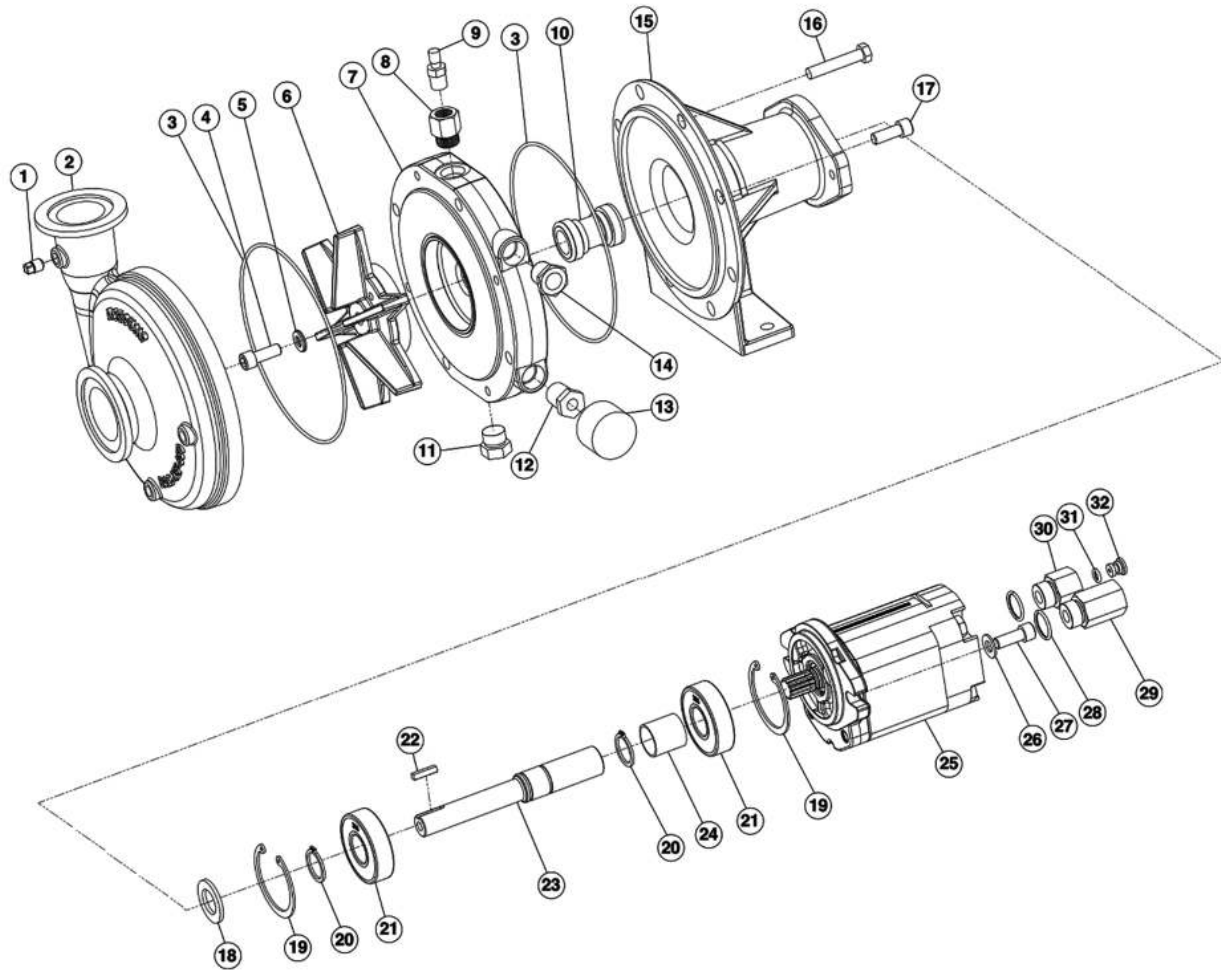
### Pump Assembly, ACE FMC-650-HYD Parts List

ITEM	PART NO.	QTY.	DESCRIPTION
1	550036	1	ACE PUMP, HYDRAULIC, 220X200 FLANGED 650
2	632079	1	VALVE, BUTTERFLY, 1.5"
3	610099	1	VALVE, FLOW CONTROL, P.C.



# ILLUSTRATED PARTS LIST

## ACE Pump, FMC-650-HYD





# ILLUSTRATED PARTS LIST

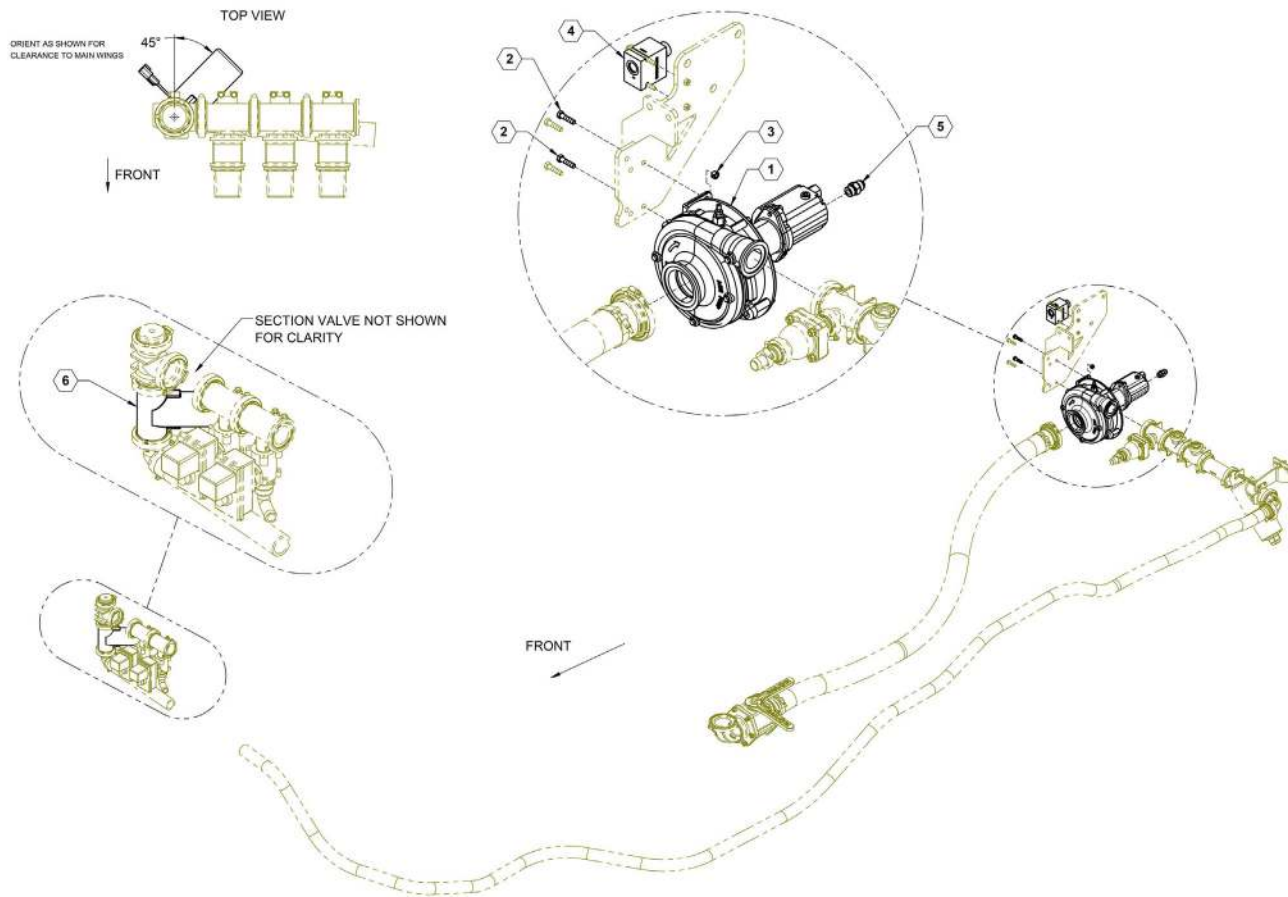
## ACE Pump, FMC-650-HYD Parts List

ITEM	PART NO.	EDP #	QTY.	DESCRIPTION
1	BAC-53	41110	3	Pipe plug, 1/8" NPT, square head
2	BAC-12-650-FLG	30159	1	Volute, NPT & 220 flange x NPT & 200 flange
3 j	BAC-4-150	40015	2	O-ring, volute seal
4	40930	40930	1	Cap screw, 3/8" NC x 3/4" hex head, stainless steel
5 j	30029	30029	1	Washer, 3/8" O.D., sealing, stainless steel
6	BAC-26-650-WS	30192	1	Impeller, cast iron, wetseal, e-coated
7	BAC-16-650	45262	1	Seal plate, cast iron, e-coated
8	41107	41107	1	Plug, #8 SAE x 1/4" FNPT, hex, with o-ring
9	41316	41316	1	Air valve, 1/4" NPT
10 j	BAC-7-650-WS	40143	1	Dual seal assembly, Type 21, .750 shaft
11	41108	41108	1	Plug, #8 SAE, hex head, with o-ring
12	44038	44038	1	Bushing, 1/2" MNPT x 1/8" FNPT
13	50150	50150	1	Pressure gauge, 0-60 PSI, 1/8" NPT
14	55850	55850	1	Site gauge, brass, 1/2" NPT
15	BAC-14-650-HYD	40325	1	Mounting frame, cast iron, e-coated
16	40970	40970	4	Cap screw, 3/8" NC x 2" hex head (volute)
17	41907	41907	4	Cap screw, 3/8" NC x 1", socket head (seal plate)
18	BAC-54-650	41132	1	Slinger, 1.5" OD x 7/8" ID
19	41943	41943	2	Snap ring, internal, mounting frame
20	ACAL-32	30174	2	Snap ring, external, shaft
21	40875	40875	2	Ball bearing, sealed
22	41085	41085	1	Key, .188 x .188 x .875
23	BAC-6-650-HYD-SS-WS	40049	1	Shaft, 11T female spline, stainless steel
24	BAC-32-650-WS	40802	1	Spacer, shaft
25	BAC-75-HYD-M16	41359	1	Hydraulic motor, pressure plated gear, 14.5 GPM
26	42701	42701	2	Washer, 3/8"
27	41907	41907	2	Cap screw, 3/8" NC x 1", socket head
28	41445	41445	2	O-ring, #10 SAE fitting
29	41442	41442	1	Reverse check, #10 SAE male x 1/2" FNPT
30	41446	41446	1	Body, adapter/restrictor, #10 SAE male x 1/2" FNPT
31	41448	41448	1	O-ring, restrictor insert
32	41447	41447	1	Restrictor orifice insert, .125
*33 j	55032	55032	0.45	Barrier fluid, quart
				j - RK-FMCWS-650 52722 Repair kit, includes items 3 (2 each), 5, 10, and 33 (1 qt)
				* - not shown in parts diagram



# ILLUSTRATED PARTS LIST

## Pump Assembly, ACE FMC-750-HYD







## ILLUSTRATED PARTS LIST

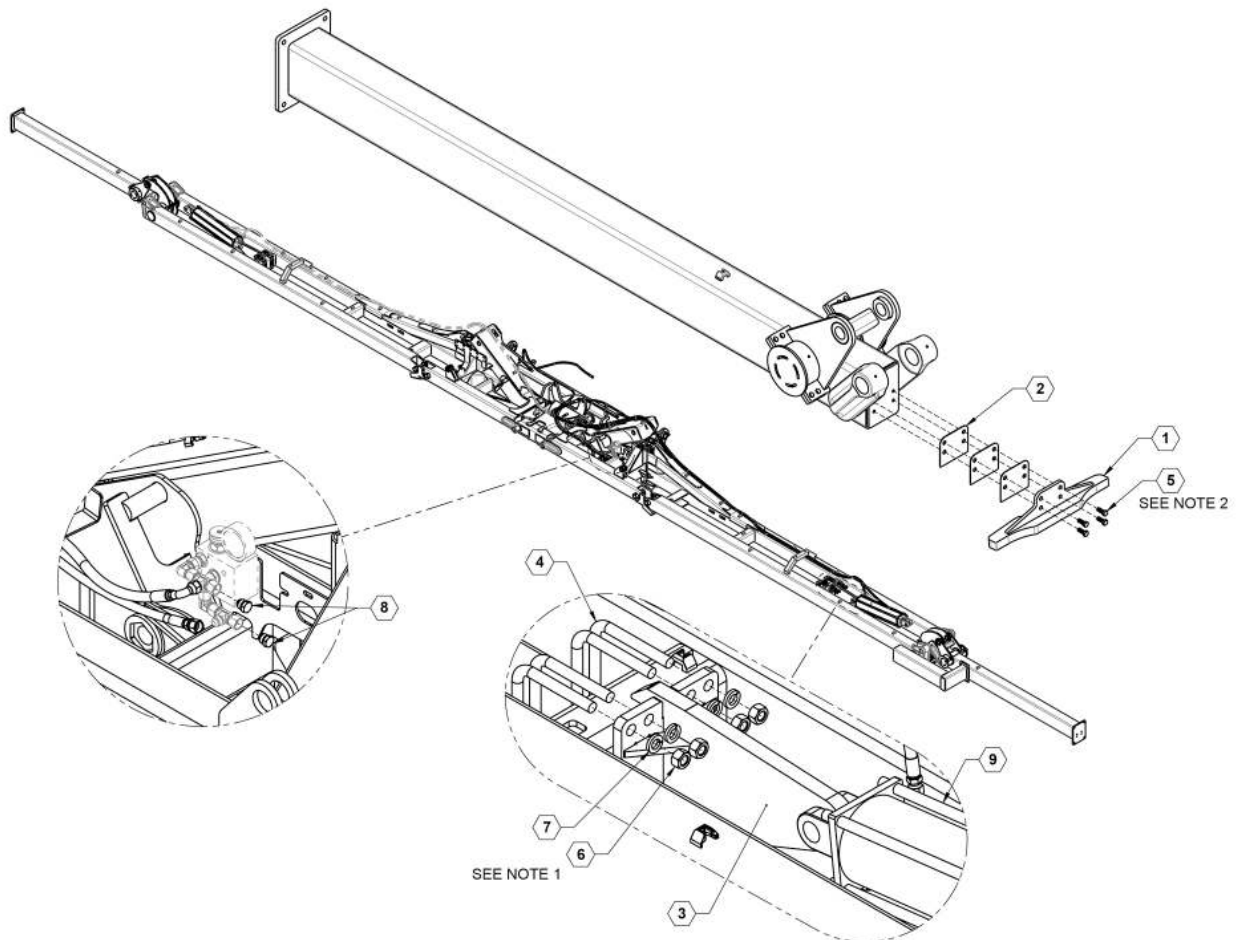
### Pump Assembly, ACE FMC-750-HYD Parts List

ITEM	PART NO.	QTY.	DESCRIPTION
1	550041	1	PUMP ACE 750 FMC750F HYDRAULIC
			SEE PARTS & EQUIPMENT CATALOG
2	596129M	2	BOLT, HH 3/8-16X1-1/2 GR5 MAGNI
3	596237M	2	NUT, CENTERLOCK 3/8-16 MAGNI
4	610099	1	VALVE, FLOW CONTROL, P.C.
5	610106	1	JIC #10 MALE TO #10 MALE O-RING ST
6	632079	1	VALVE, BUTTERFLY, 1.5"

## No Flip Wing Down Pressure

NOTE:

1. TORQUE CYLINDER MOUNT HARDWARE TO 110 FT-LBS +/- 10 FT-LBS
2. TORQUE TO 23 FT-LBS +/- 3 FT-LBS





## ILLUSTRATED PARTS LIST

### No Flip Wing Down Pressure Parts List

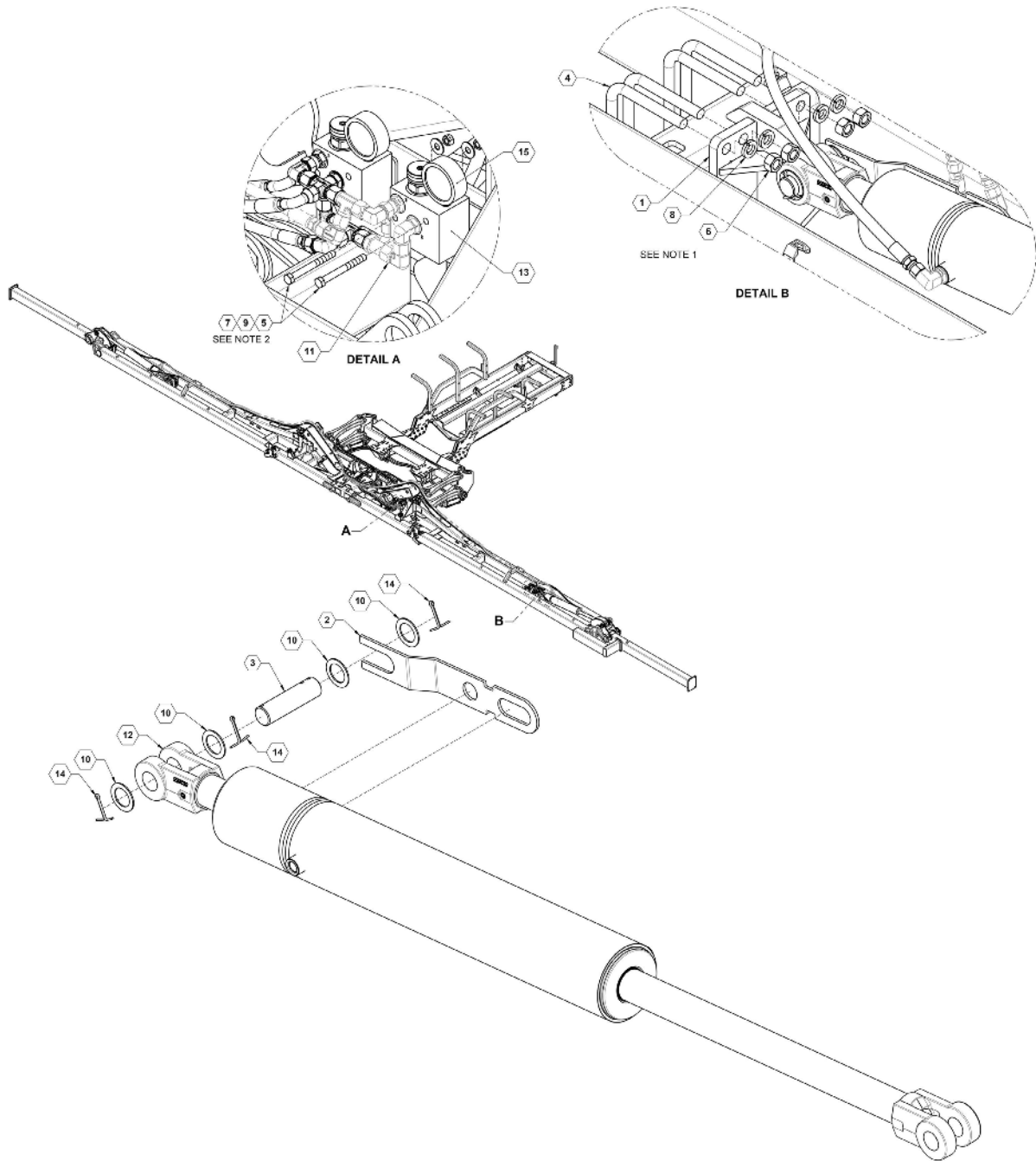
ITEM	PART NO.	QTY.	DESCRIPTION
1	26932	2	FLIP WING STOP
2	26933	6	FLIP STOP SHIM PLATE
3	27077	2	CYLINDER MOUNT ASSEMBLY WITH BUSHING
3	21800	2	CYLINDER MOUNT BUSHING
4	590075	8	U-BOLT, 5/8 X 7-1/16" X 6-1/2", ZP
5	596128M	8	BOLT, HH 3/8-16 X 1 GR5 MAGNI
6	596216M	16	NUT, HEX 5/8-11 MAGNI
7	596253M	16	LOCKWASHER 5/8 MAGNI
8	610145	2	#8 JIC PLUG
9	620101	2	CYLINDER, 4.5 X 24"
9	620100	1	CLEVIS



# ILLUSTRATED PARTS LIST

## Flip Wing Down Pressure

- NOTE:  
1. TORQUE CYLINDER MOUNT HARDWARE TO 110FT-LBS +/- 10FT-LBS  
2. LEAVE DOWN PRESSURE HARDWARE SLIGHTLY LOOSE UNTIL ALL FITTINGS ARE TIGHT, THEN TIGHTEN HARDWARE





## ILLUSTRATED PARTS LIST

### Flip Wing Down Pressure Parts List

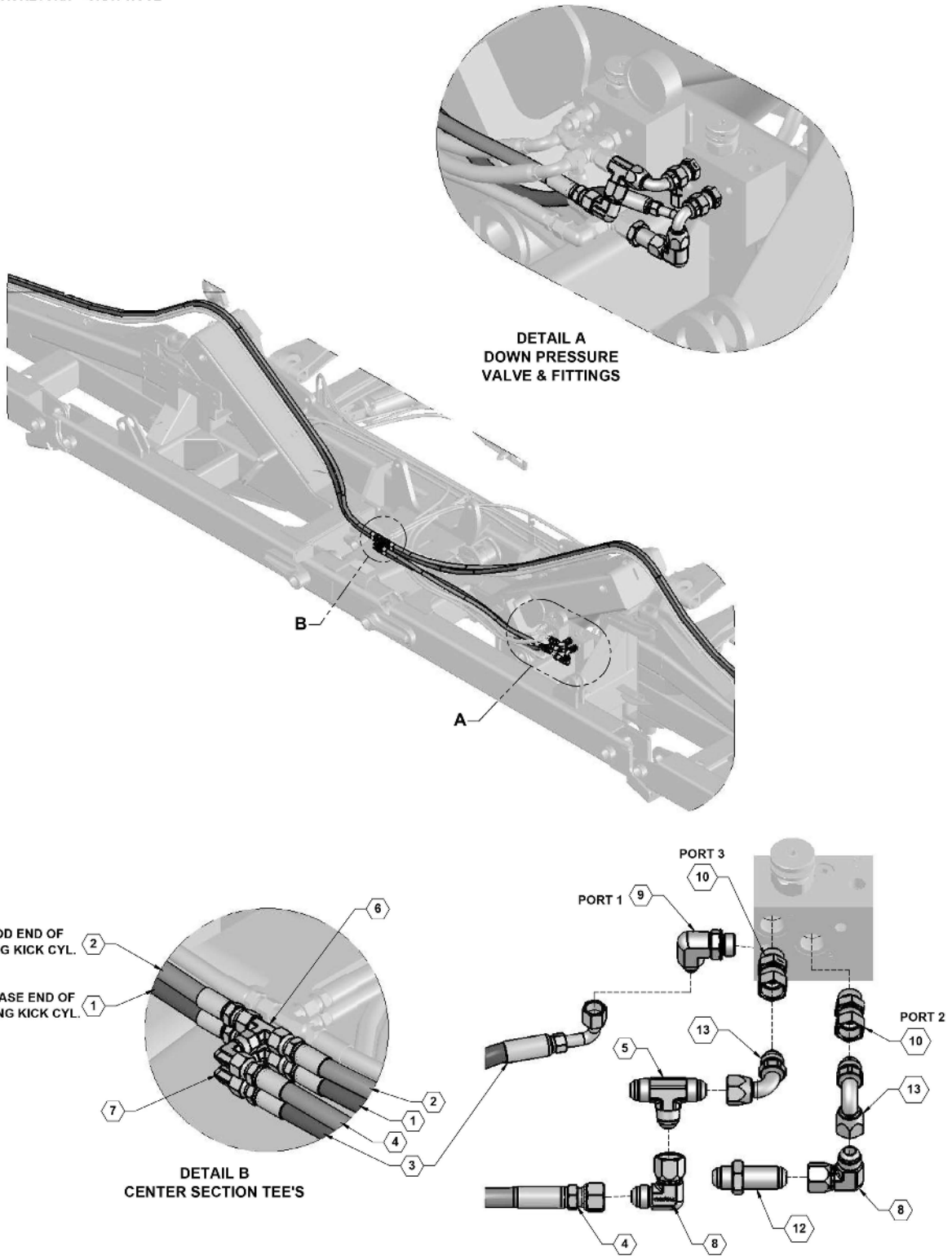
ITEM	PART NO.	VENDOR NO.	QTY.	DESCRIPTION
1	27073		2	CYLINDER MOUNT A SERIES FLIP WING DOWN PRESSURE
1	21800		1	PRESS IN BUSHING
2	27255		2	PLATE, CYLINDER ANTI ROTATE
3	27256		2	ANTI ROTATE PIN
4	590075		8	U-BOLT, 5/8 X 6 X 4 MAGNI
5	596133M		2	BOLT, HH 3/8 X 3-1/2 GR5 MAGNI
6	596216M		16	NUT, HEX 5/8-11 MAGNI
7	596237M		2	NUT, CENTERLOCK 3/8-16 MAGNI
8	596253M		16	LOCKWASHER 5/8 MAGNI
9	596258M		2	WASHER, FLAT 3/8 MAGNI
10	596744M		8	BUSHING, MACHINED, 1-1/4 x 14 GA MAGNI
11	600102		1	FLIP WING DOWN PRESSURE HYDRAULIC KIT
12	620027		2	CYLINDER, 4.5" BORE X 22-1/2" AND 1-13/16" STROKE
13	630041		1	MANIFOLD, HYDRAULIC DOWN PRESSURE
13		PRH121K20	1	PRESSURE REDUCING VALVE
13		CVH103P	1	CHECK VALVE C10
13		11441-015	1	.015 ORIFICE
14	730033		6	COTTER PIN
15	790052		1	PRESSURE GAUGE, 3000 PSI



# ILLUSTRATED PARTS LIST

## Flip Wing Down Pressure Hydraulics

FLIP WING KICK PRESSURE = BLACK HOSE  
FLIP WING KICK RETURN = GRAY HOSE





## ILLUSTRATED PARTS LIST

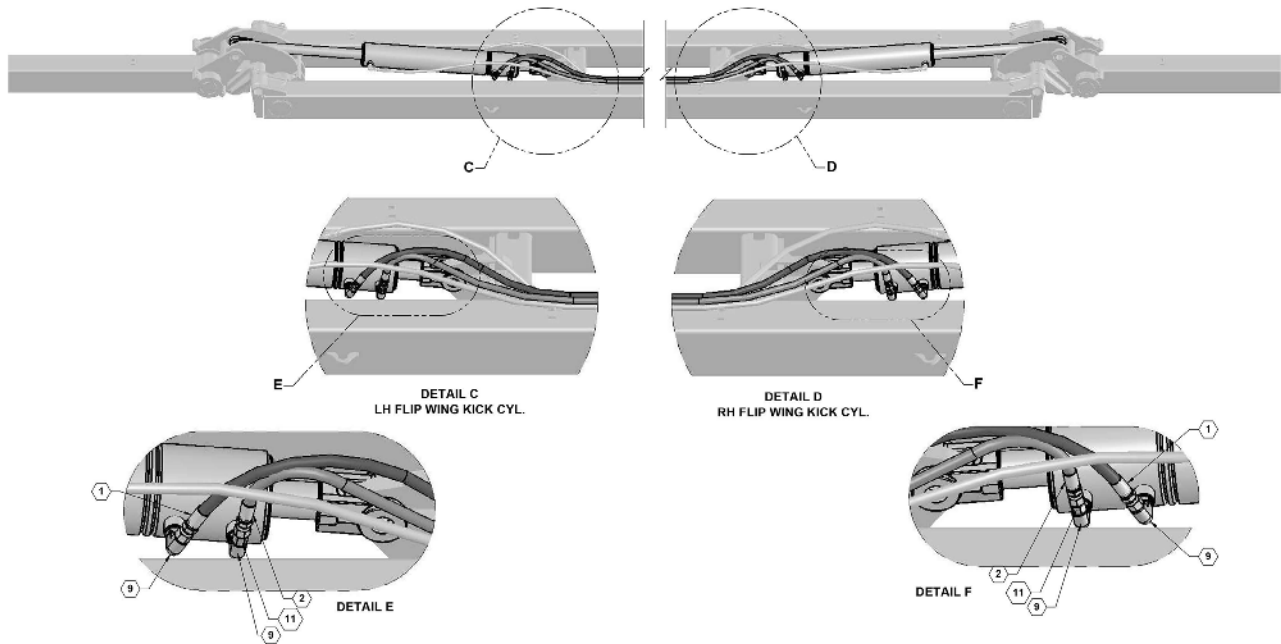
### Flip Wing Down Pressure Hydraulics Parts List

ITEM	PART NO.	QTY.	DESCRIPTION
1	600102-1-ZN	2	HOSE ASSY, 06-6FJX-6FJX-216
2	600102-2-ZN	2	HOSE ASSY, 06-6FJX-6FJX-214
3	600102-3-ZN	1	HOSE ASSY, 06-6FJX90-6FJX-46
4	600102-4-ZN	1	HOSE ASSY, 06-8FJX-6FJX-46
5	610004	1	JIC #8 UNION TEE
6	610005	2	JIC UNION TEE #6
7	610023	2	JIC #6 90 DEG
8	610110	1	#8 FJIC 90
9	610030	3	JIC #6 TO ORING #8 90 DEG
10	610083	2	FITTING #8 ORB X #8 JICF
12	610146	1	#8 JIC BULKHEAD UNION
13	610158	3	JIC #8 90 DEG SWEEP ELBOW



# ILLUSTRATED PARTS LIST

## Flip Wing Down Pressure Hydraulics







## ILLUSTRATED PARTS LIST

### Flip Wing Down Pressure Hydraulics Parts List

ITEM	PART NO.	QTY.	DESCRIPTION
1	600102-1-ZN	2	HOSE ASSY, 06-6FJX-6FJX-216
2	600102-2-ZN	2	HOSE ASSY, 06-6FJX-6FJX-214
9	610030	5	JIC #6 TO ORING #8 90 DEG
11	610140	2	JIC #6 TO JIC #6 FEMALE X .031 ORIFICE





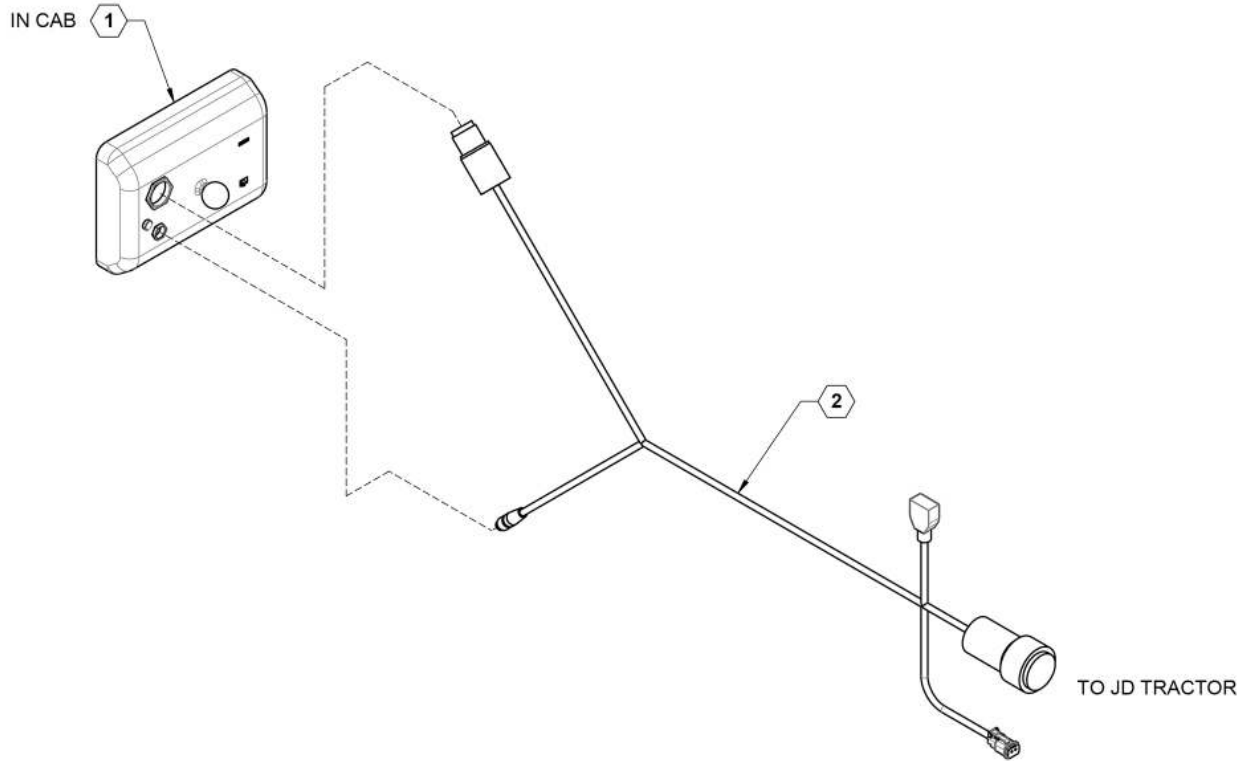
## ILLUSTRATED PARTS LIST

---



**FAST GLOBAL**  
**SOLUTIONS**

## CR7 Display



## CR7 Display Parts List

ITEM	PART NO.	QTY.	DESCRIPTION
1	632063	1	RAVEN PRECISION CR7 DISPLAY
2	632066	1	CABLE, CR7 ISO VT ONLY

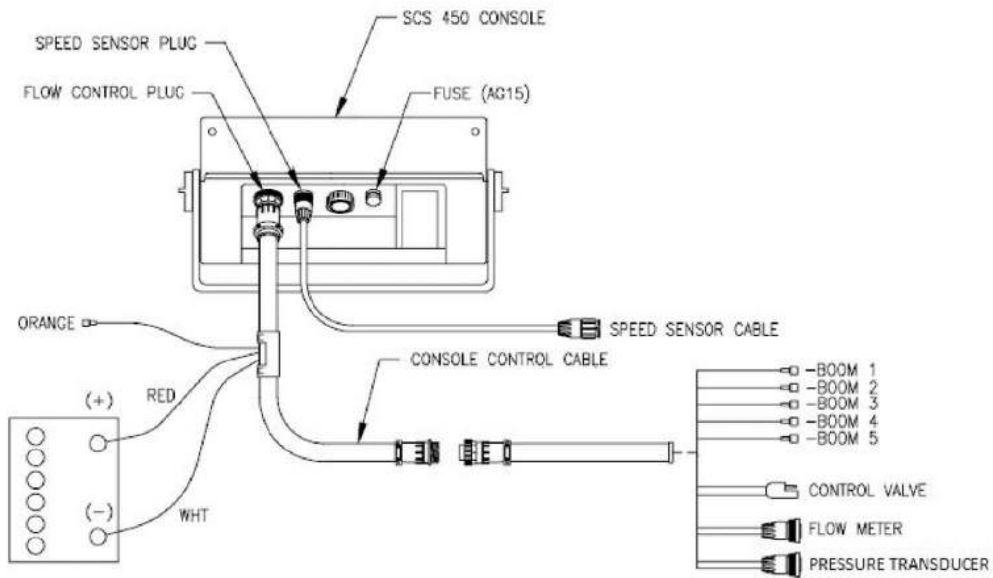
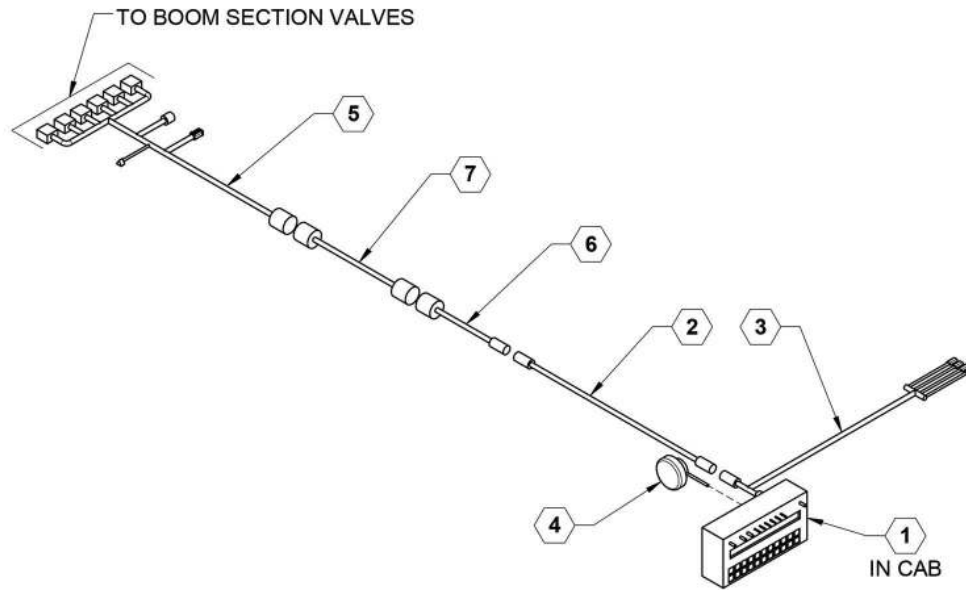


# ILLUSTRATED PARTS LIST

---



## Raven 450 Controller





## ILLUSTRATED PARTS LIST

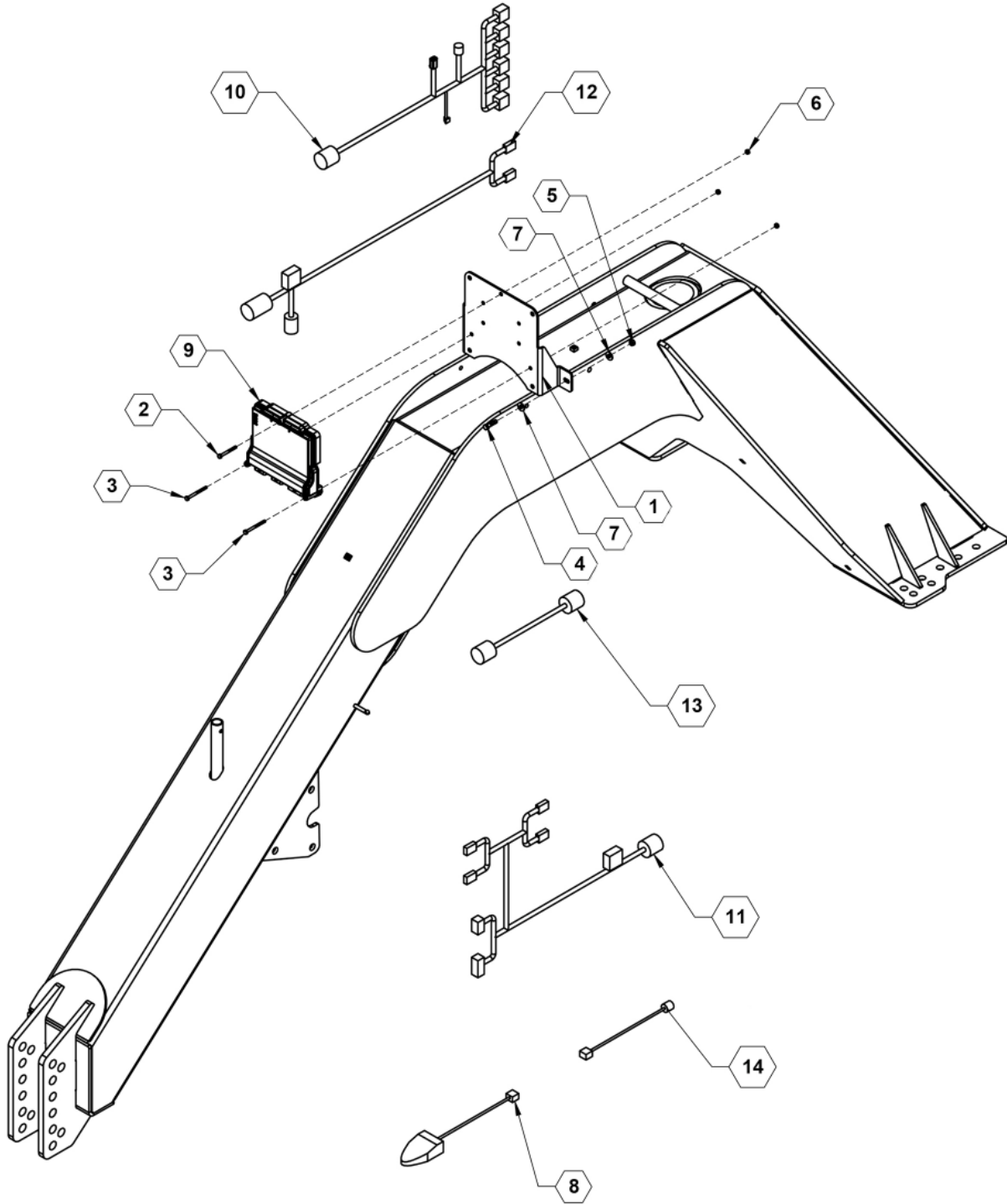
### Raven 450 Controller Parts List

ITEM	PART NO.	QTY.	DESCRIPTION
1	631803	1	RAVEN SCS450 CONTROLLER
2	631814	1	CABLE, 6 BOOM 12' EXTENSION
3	631818	1	CABLE 10' CONSOLE 7 BOOM SCS 440/4
4	631832	1	SKYTRAK GPS SPEED SENSOR
5	632080	1	6 SECTION 6' FINAL CABLE
6	632028	1	47 PIN TO 16 PIN ADAPTER
7	632050	1	47 PIN 18' EXTENSION CABLE



# ILLUSTRATED PARTS LIST

## Raven RCM Controller





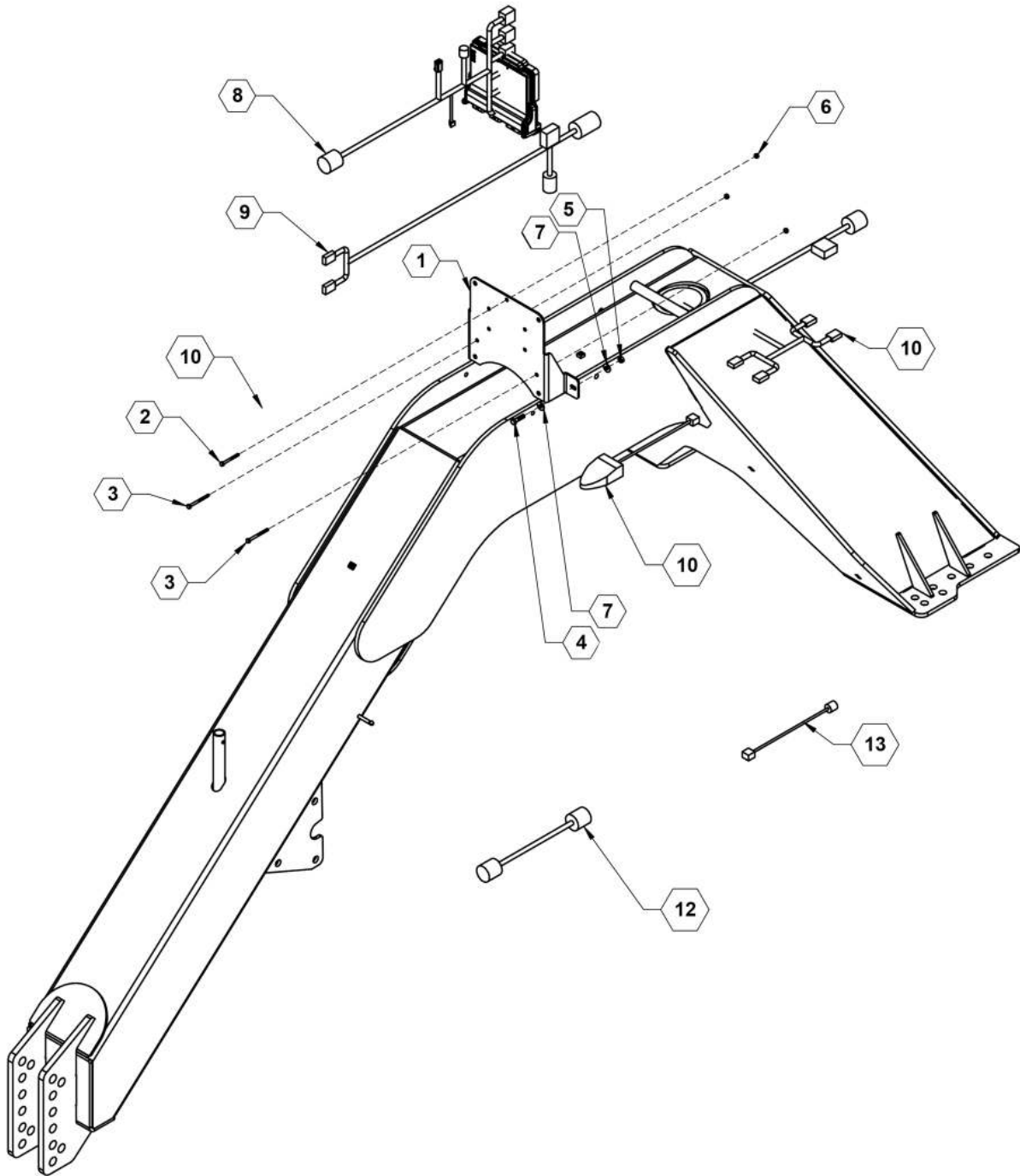


## ILLUSTRATED PARTS LIST

### Raven RCM Controller Parts List

ITEM	PART NO.	QTY.	DESCRIPTION
1	27209	1	PLATE, CONTROLLER MOUNT
2	596105M	1	BOLT, HH 1/4-20X2-1/2 GR5 MAGNI
3	596110M	2	BOLT, HH 1/4-20 X 3 MAGNI
4	596129M	2	BOLT, HH 3/8-16X1-1/2 GR5 MAGNI
5	596213M	2	NUT, HEX 3/8-16 MAGNI
6	596235M	3	NUT, CENTERLOCK, 1/4-20 MAGNI
7	596258M	4	WASHER, FLAT 3/8 MAGNI
8	631856	1	FOOTSWITCH, ISO PRODUCT CONTROL
9	632010	1	RAVEN RCM
10	632029	1	47 PIN RATE CTRL INTERFACE CABLE
11	632031	1	IBIC TO GEN 1 ISO 12'
12	632050	1	47 PIN 18' EXTENSION CABLE
13	632061	1	CABLE, FOOTSWITCH, 12' ROW CROP TRACTOR
14	632080	1	6 SECTION 6' FINAL CABLE

## JD RC2000 Controller



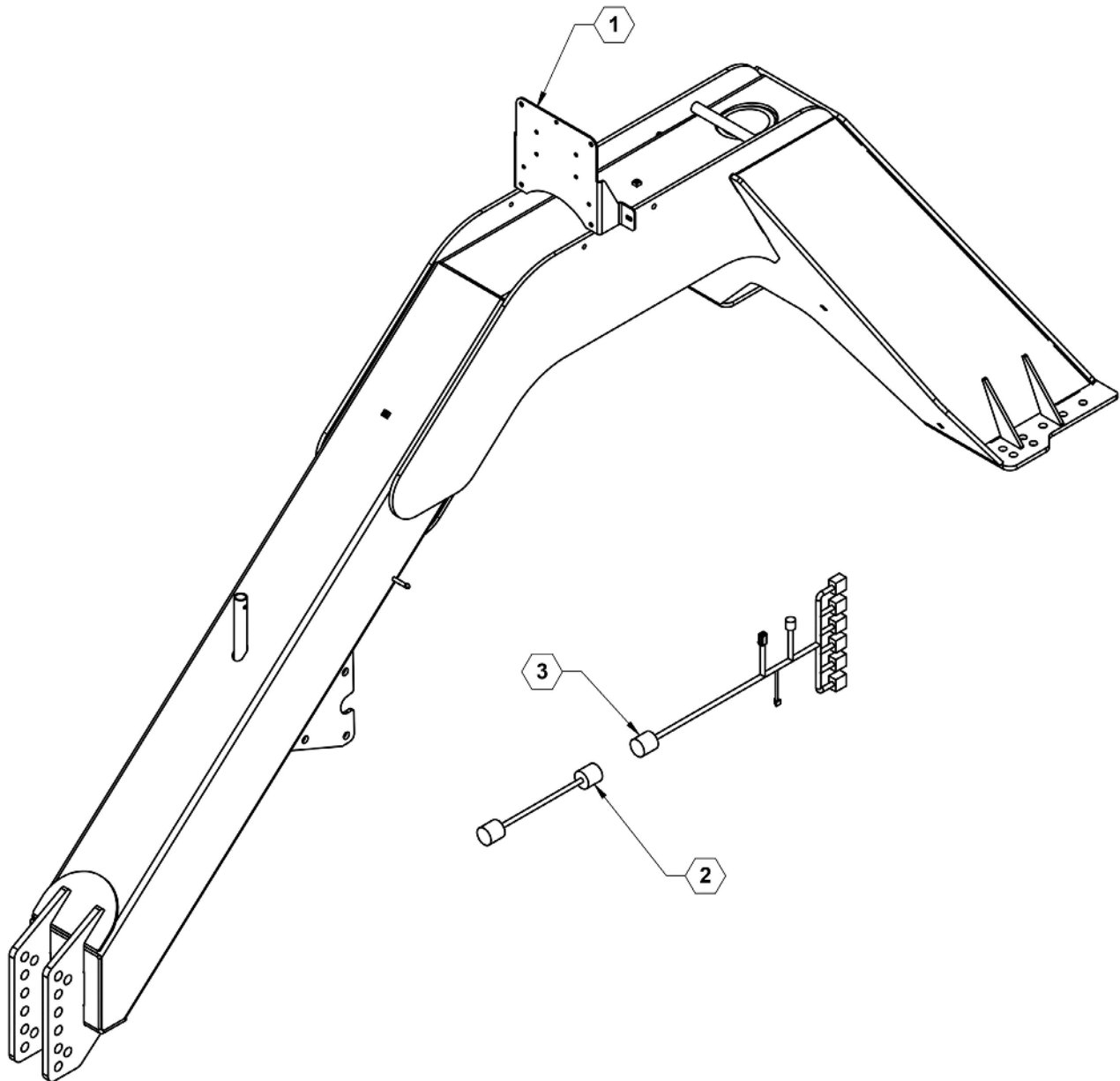


## ILLUSTRATED PARTS LIST

### JD RC2000 Controller Parts List

ITEM	PART NO.	QTY.	DESCRIPTION
1	27209	1	PLATE, RCM MOUNT
2	596105M	1	BOLT, HH 1/4-20X2-1/2 GR5 MAGNI
3	596110M	2	BOLT, HH 1/4-20 X 3 MAGNI
4	596129M	2	BOLT, HH 3/8-16X1-1/2 GR5 MAGNI
5	596213M	2	NUT, HEX 3/8-16 MAGNI
6	596235M	3	NUT, CENTERLOCK, 1/4-20 MAGNI
7	596258M	4	WASHER, FLAT 3/8 MAGNI
8	632027	1	6 SECTION 6' FINAL CABLE
9	632031	1	IBIC TO GEN 1 ISO 12'
10	632045	1	JD RC2000 CONTROL MODULE
12	632050	1	47 PIN 18' EXTENSION CABLE
13	632061	1	CABLE, FOOTSWITCH, 12' ROW CROP TRACTOR

## Customer Supplied JD RC2000 Controller





## ILLUSTRATED PARTS LIST

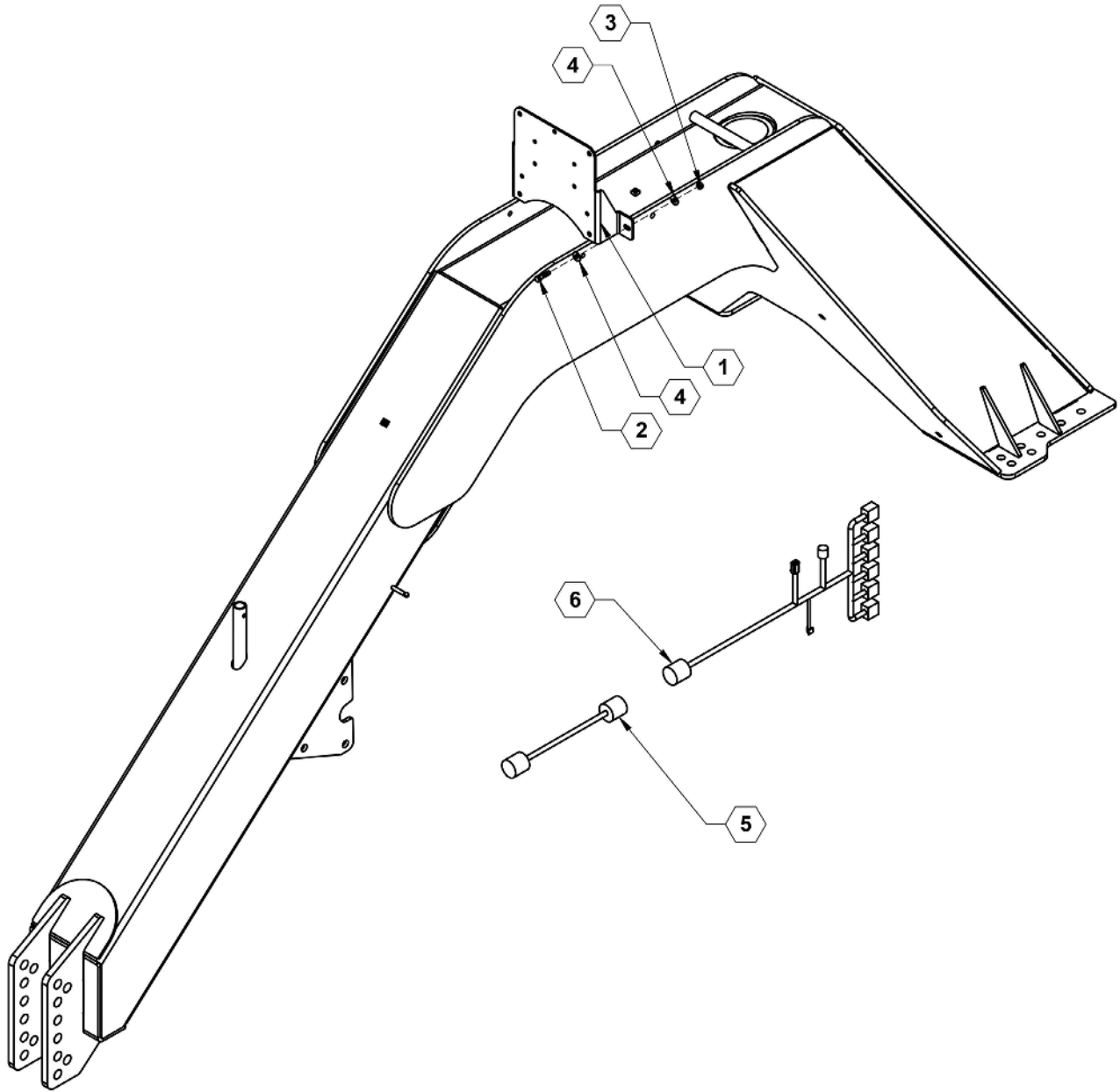
### Customer Supplied JD RC2000 Controller Parts List

ITEM	PART NO.	QTY.	DESCRIPTION
1	27209	1	PLATE, CONTROLLER MOUNT
2	632050	1	47 PIN 18' EXTENSION CABLE
3	632080	1	6 SECTION 6' FINAL CABLE



# ILLUSTRATED PARTS LIST

## Customer Supplied Rate Controller



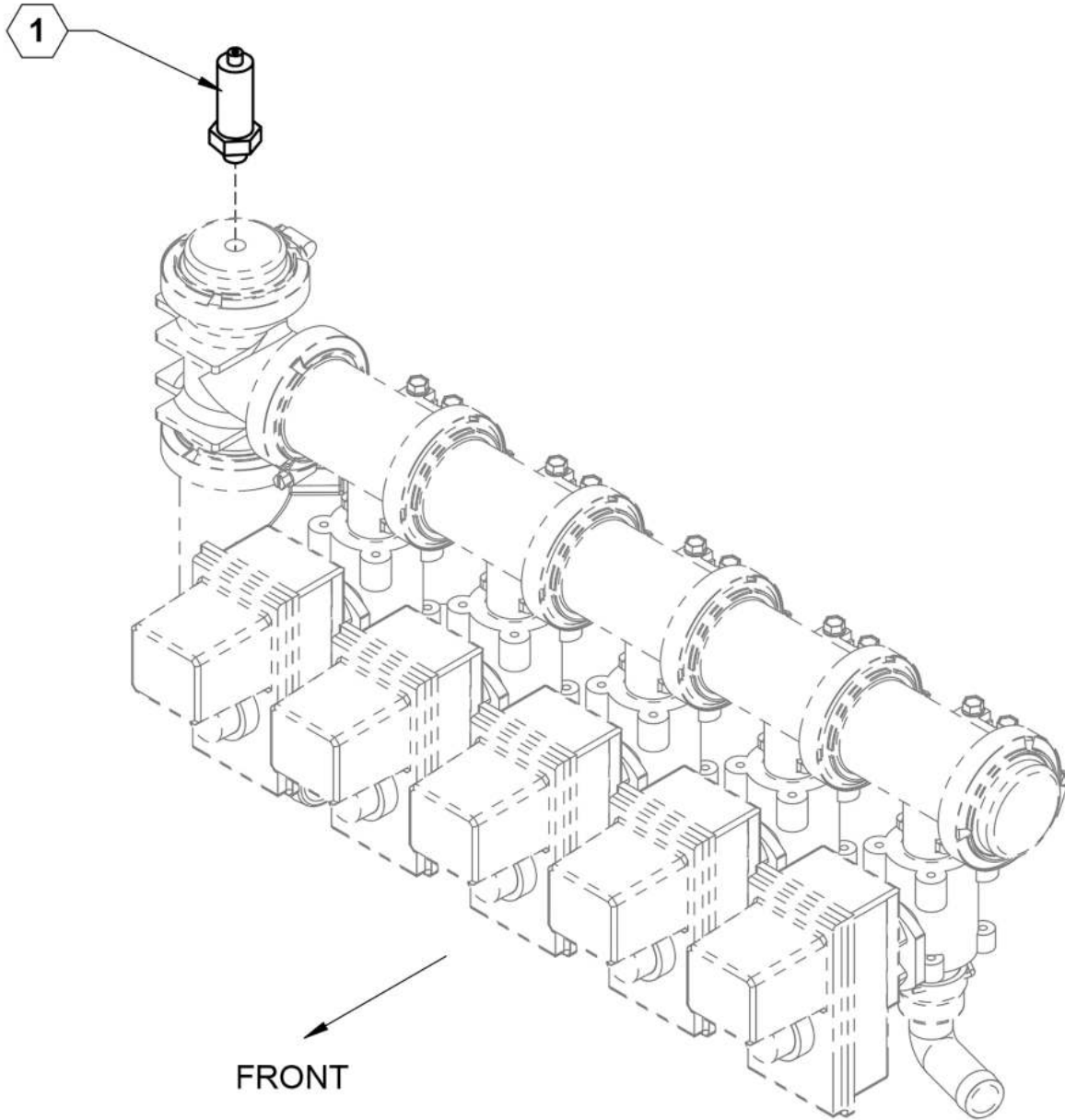


## ILLUSTRATED PARTS LIST

### Customer Supplied Rate Controller Parts List

ITEM	PART NO.	QTY.	DESCRIPTION
1	27209	1	PLATE, CONTROLLER MOUNT
2	596129M	2	BOLT, HH 3/8-16X1-1/2 GR5 MAGNI
3	596213M	2	NUT, HEX 3/8-16 MAGNI
4	596258M	4	WASHER, FLAT 3/8 MAGNI
5	632050	1	47 PIN 18' EXTENSION CABLE
6	632080	1	6 SECTION 6' FINAL CABLE

## Pressure Transducer Raven 450

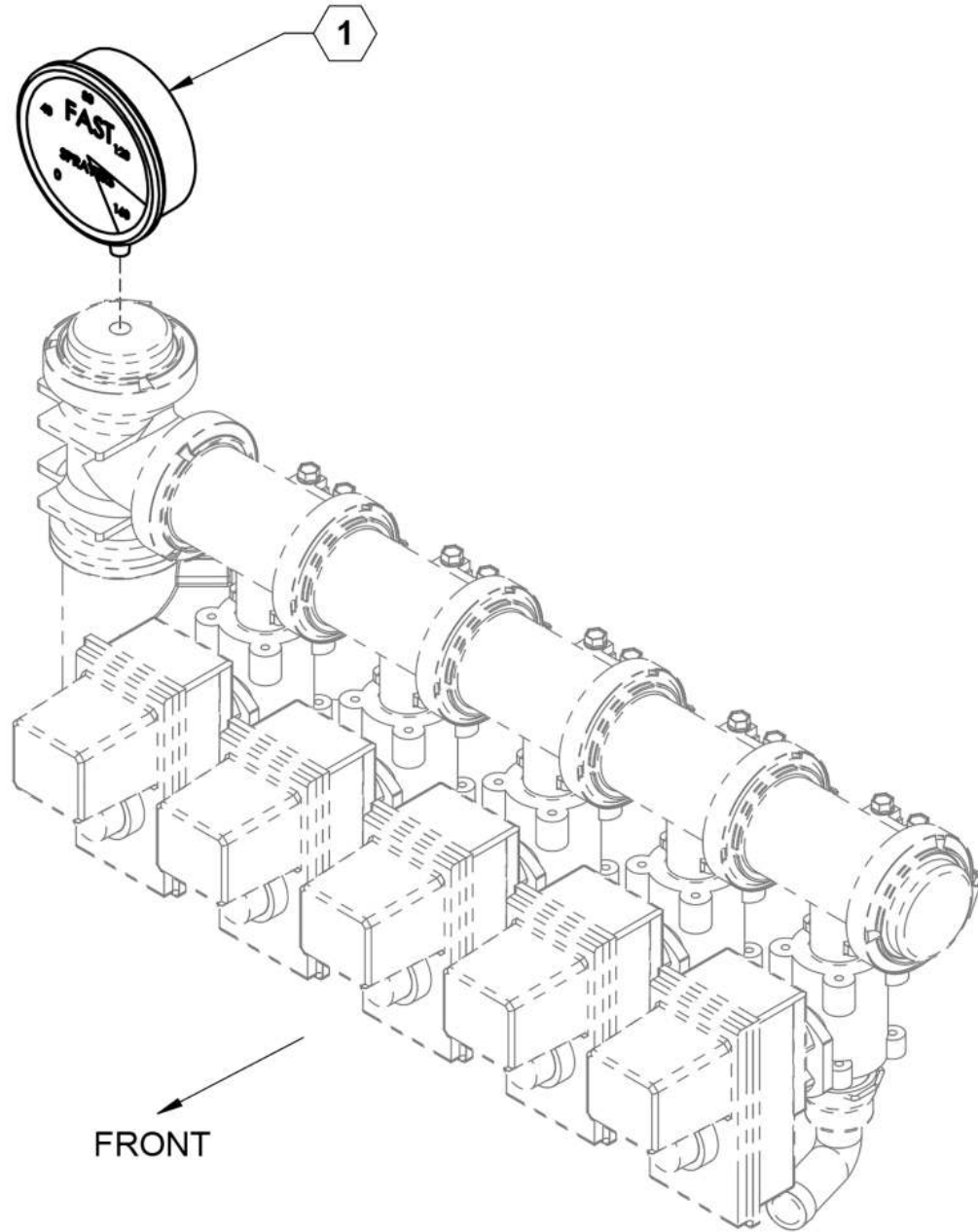


### Pressure Transducer Raven 450 Parts List

ITEM	PART NO.	QTY.	DESCRIPTION
1	631828	1	TRANSDUCER, PRESSURE



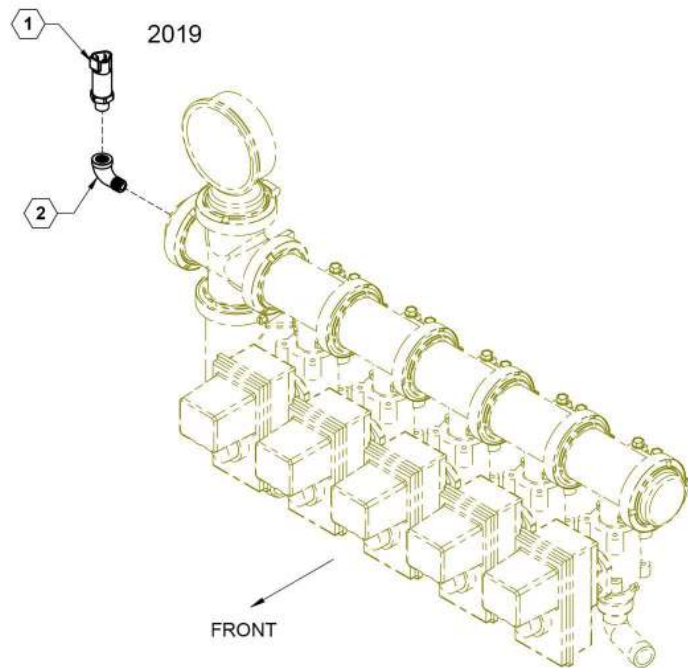
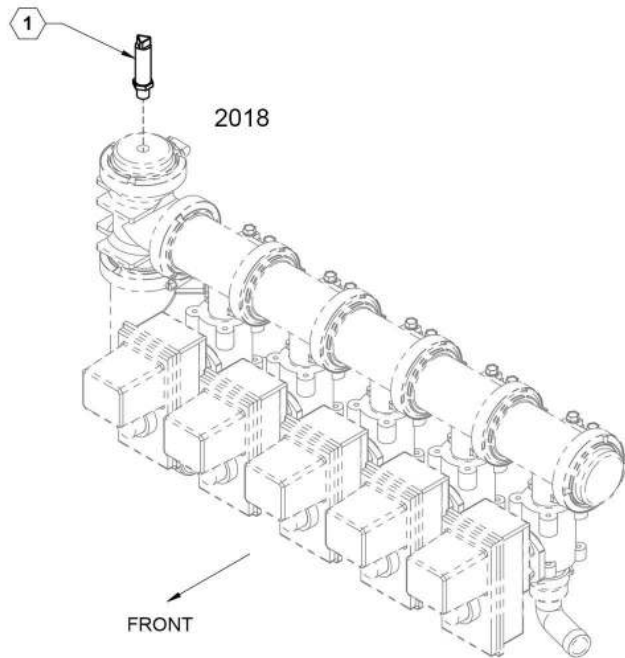
## Pressure Gauge



### Pressure Gauge Parts List

ITEM	PART NO.	QTY.	DESCRIPTION
1	790020	1	GAUGE, FAST LOGO 160PSI

## Pressure Transducer ISO



### Pressure Transducer ISO Parts List

ITEM	PART NO.	QTY.	DESCRIPTION
1	632036	1	TRANSDUCER, PRESSURE
2	530246	1	ELBOW, 90 DEGREE STREET, 1/4 NPT SS

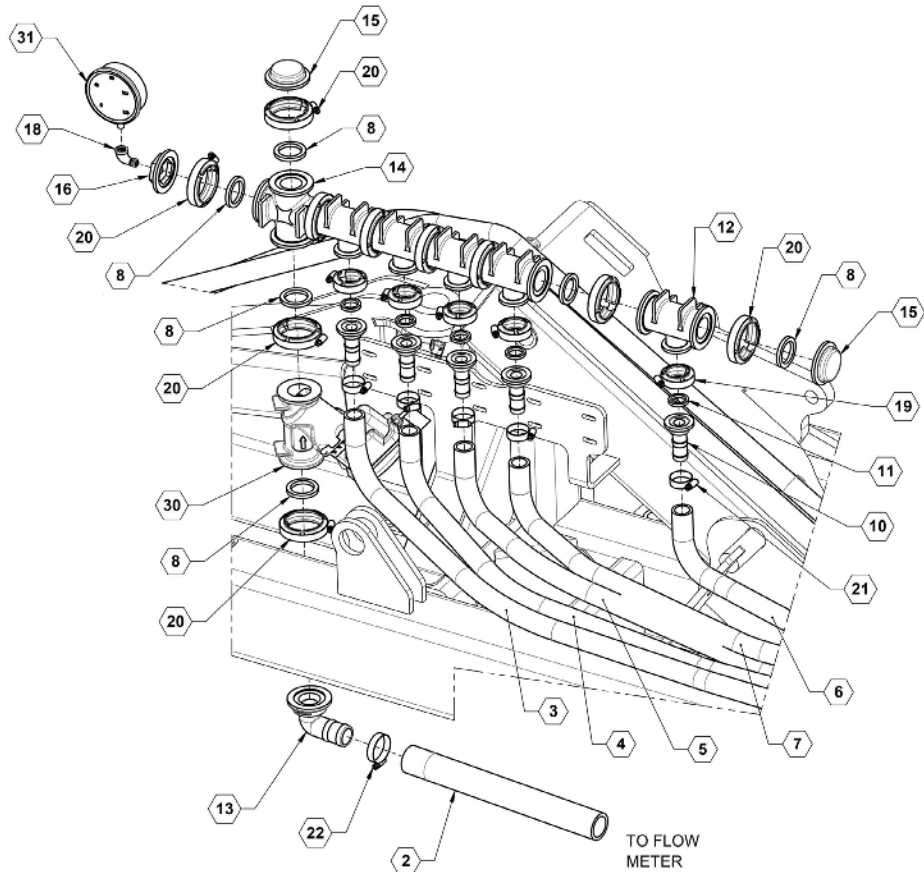
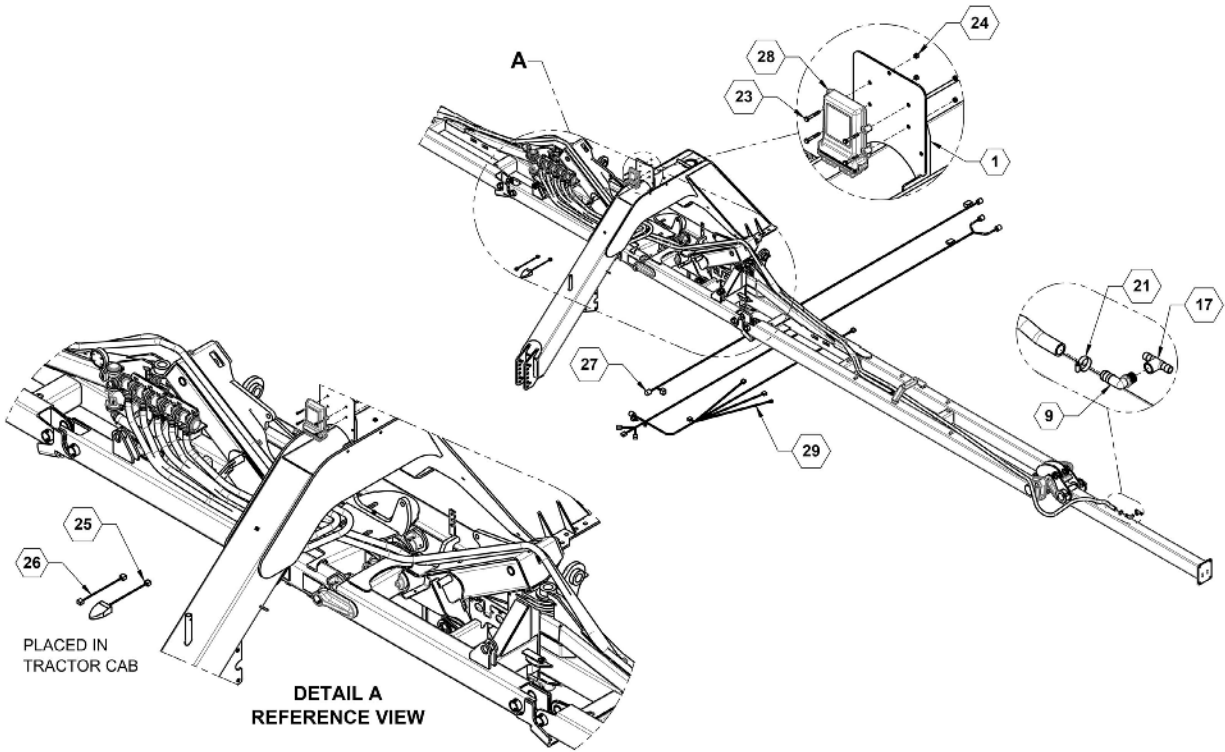


# ILLUSTRATED PARTS LIST

---



## Raven Hawkeye Flow Control





## ILLUSTRATED PARTS LIST

### Raven Hawkeye Flow Control Parts List

ITEM	PART NO.	QTY.	DESCRIPTION
1	26953	1	RCM MOUNT
2	510014	1	HOSE, 1-1/2" EPDM X 2'
3	510016	1	HOSE, 1" EPDM 3'
4	510016	1	HOSE, 1" EPDM 19'
5	510016	1	HOSE, 1" EPDM 21'
6	510016	1	HOSE, 1" EPDM 31'
7	510016	1	HOSE, 1" EPDM 33'
8	530014	10	GASKET, 1-1/2" EPDM
9	530036	5	HOSE SHANK, 3/4" MPT X 1" 90~
10	530066	5	MANIFOLD FITTING, 1" X 1" HB
11	530068	5	GASKET, 1" EPDM
12	530075	5	MANIFOLD 2" STANDARD PORT X 1" TEE FLANGED
13	530080	1	MANIFOLD, 2" TO 1.5" HOSE BARB 90
14	530090	1	FLANGED CROSS 2"
15	530093	2	MANIFOLD PLUG, 2"
16	530094	1	PLUG, 2" MANIFOLD WITH HOLE
17	530220	5	FITTING, 3/4" FPT X 3/4" HOSE BARB TEE
18	530246	1	ELBOW, 90~ STREET 1/4 NPT SS
19	540000	5	CLAMP, WORM SCREW 1"
20	540001	10	CLAMP, 2" STANDARD WORM SCREW
21	540014	10	CLAMP, HOSE SS 1" #16
22	540016	1	CLAMP, 1-1/2" SS
23	596104M	4	BOLT, HH 1/4-20X1-3/4 GR5 MAGNI
24	596235M	4	NUT, CENTERLOCK, 1/4-20 MAGNI
25	631856	1	FOOTSWITCH, ISO PRODUCT CONTROL
26	631857	1	FOOTSWITCH EXTENSION CABLE
27	631957	1	9 PIN TO GEN 3 RECEPTACLE
28	631983	1	ISO PRODUCT CONTROLLER II ECU
29	632068	1	HAWKEYE ECU CABLE
30	632069	1	RAVEN MASTER VALVE
31	790020	1	GAUGE, FAST LOGO 160PSI

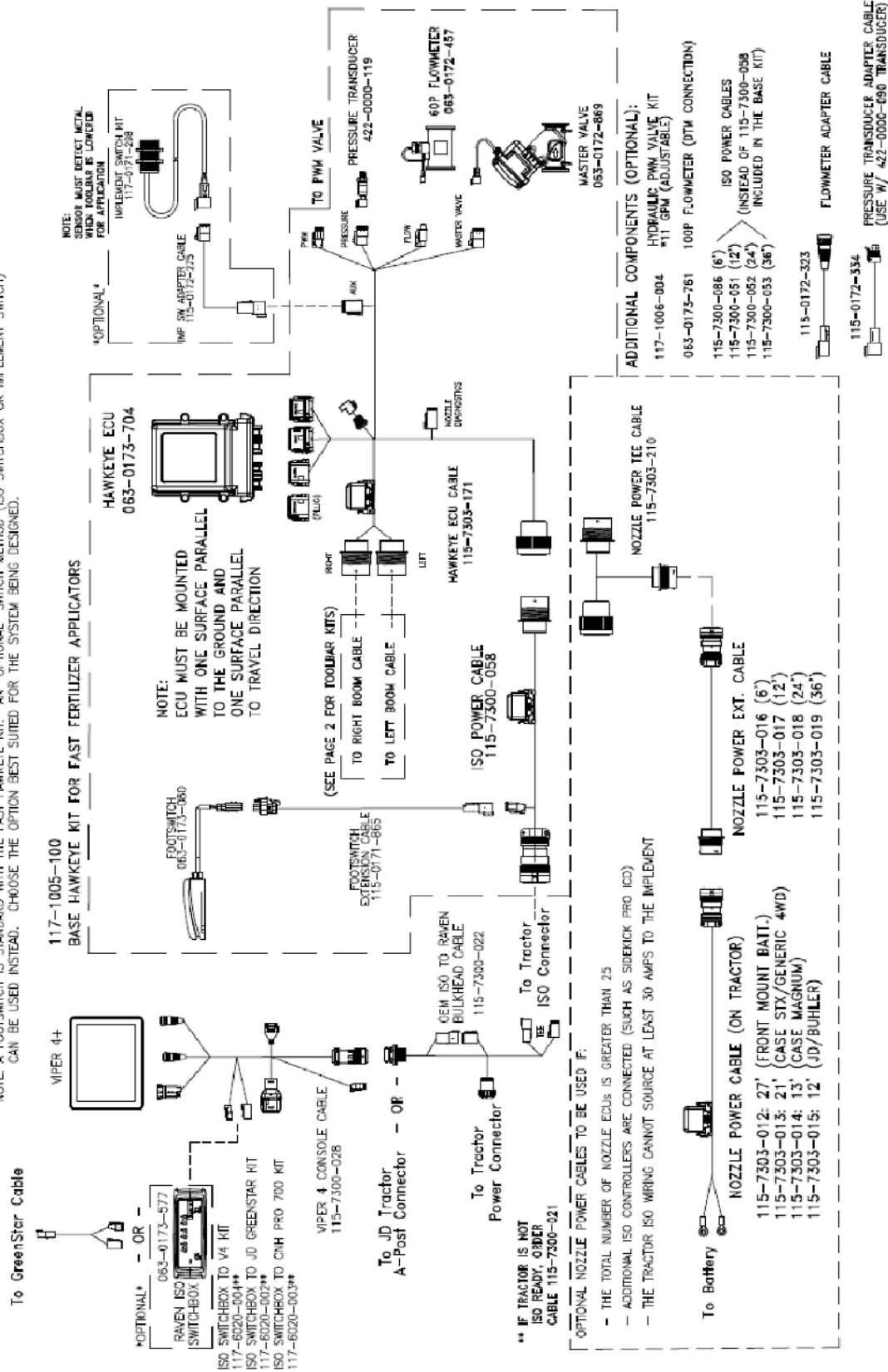


# ILLUSTRATED PARTS LIST

## Raven Hawkeye Flow Control

### HAWKEYE ON FAST APPLICATORS

NOTE: A FOOTSWITCH IS STANDARD WITH THE FAST HAWKEYE KIT. AN \*OPTIONAL\* SWITCH METHOD (ISO SWITCHBOX OR IMPLEMENT SWITCH) CAN BE USED INSTEAD. CHOOSE THE OPTION BEST SUITED FOR THE SYSTEM BEING DESIGNED.



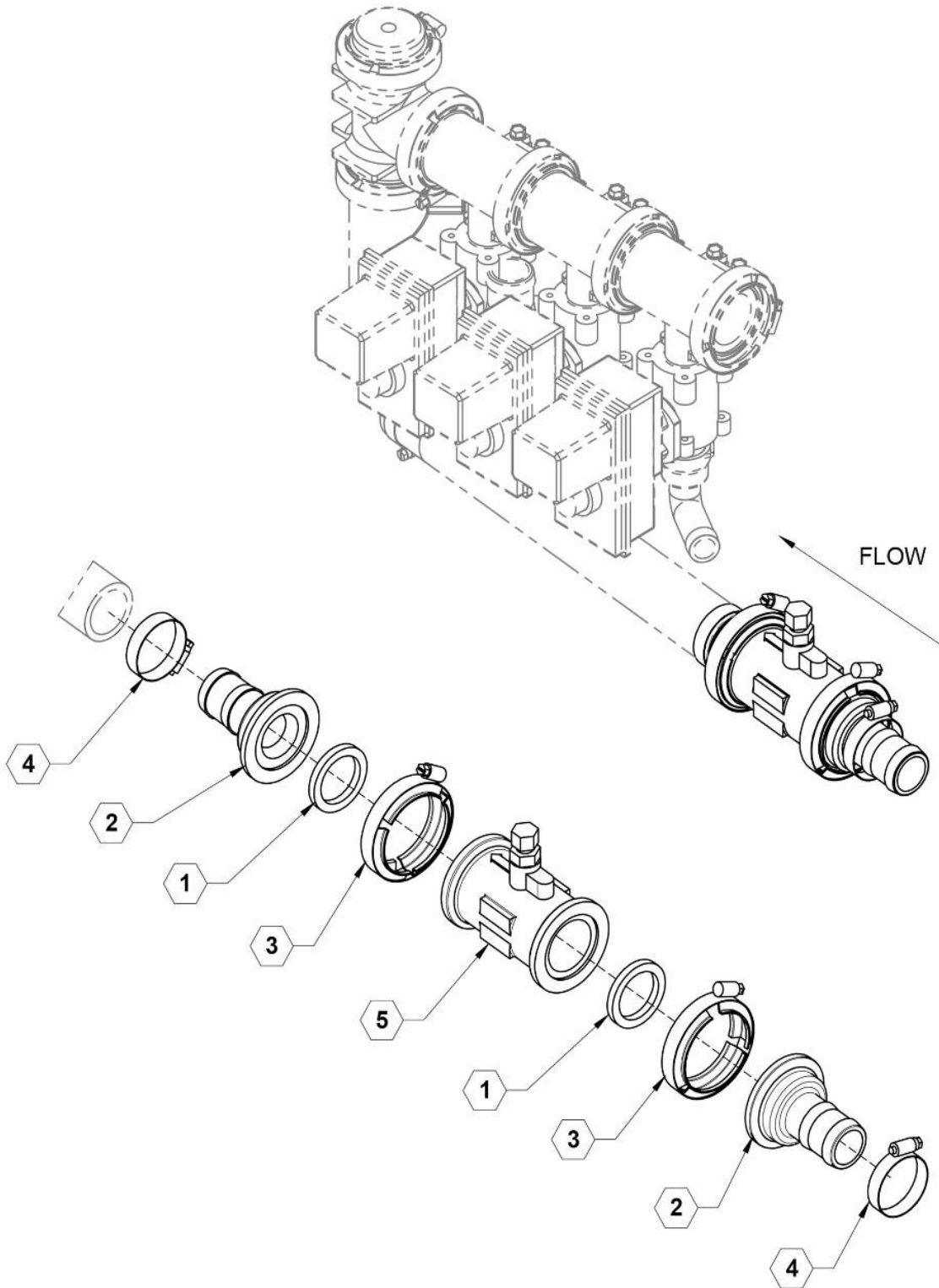


# ILLUSTRATED PARTS LIST

---



## RFM 60 Flow Meter





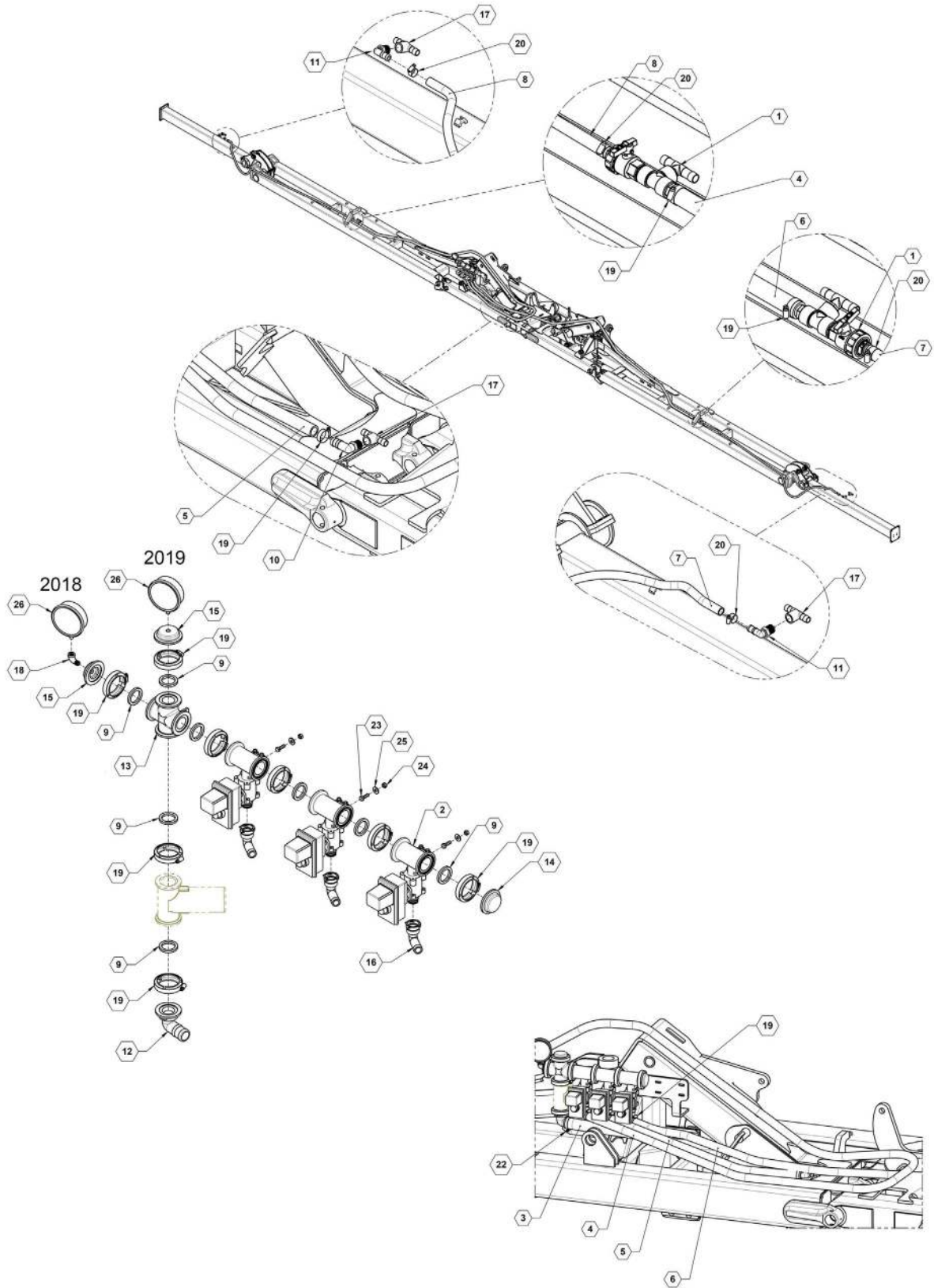


## ILLUSTRATED PARTS LIST

### RFM 60 Flow Meter Parts List

ITEM	PART NO.	QTY.	DESCRIPTION
1	530014	2	GASKET, 1-1/2" EPDM
2	530079	2	MANIFOLD FLANGE, 2" X 1-1/2" HB
3	540001	2	CLAMP, 2" STANDARD WORM SCREW
4	540016	2	CLAMP, 1-1/2" SS
5	631804	1	FLOWMETER, 60P

### 3 Section Plumbing



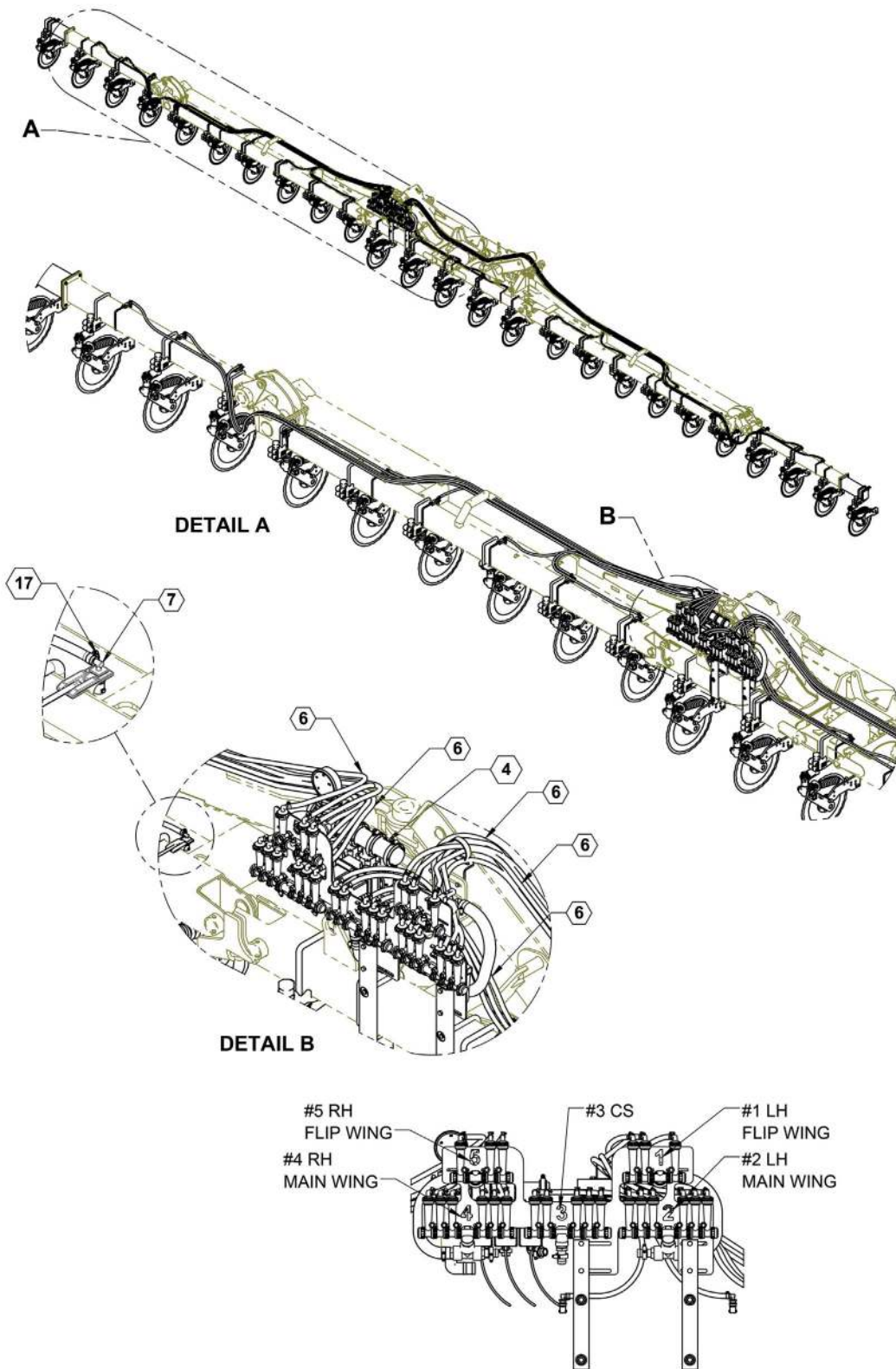


## ILLUSTRATED PARTS LIST

### 3 Section Plumbing Parts List

ITEM	PART NO.	QTY.	DESCRIPTION
1	90SAVFF	2	SUB ASSEMBLY, VALVE, FLIP FERTILIZER
2	500027	0.75	VALVE 450BEC MANIFOLD (NARROW) (NON-FLOWBACK)
2	500028	0.75	VALVE 450BEC MANIFOLD (WIDE) (NON-FLOWBACK)
3	510014	1	HOSE, 1-1/2" EPDM X 2'
4	510016	1	HOSE, 1" EPDM 22'
5	510016	1	HOSE, 1" EPDM 4'
6	510016	1	HOSE, 1" EPDM 20'
7	510019	1	HOSE, 3/4" EPDM X 12'
8	510019	1	HOSE, 3/4" EPDM X 12'
9	530014	8	GASKET, 1-1/2" EPDM
10	530036	1	HOSE SHANK, 3/4" MPT X 1" 90~
11	530040	2	HOSE SHANK, 3/4" MPT X 3/4" HB 90~
12	530080	1	MANIFOLD, 2" TO 1.5" HOSE BARB 90
13	530090	1	FLANGED CROSS 2"
14	530093	2	MANIFOLD PLUG, 2"
15	530094	1	PLUG, 2" MANIFOLD WITH HOLE
16	530190	3	QUICK CONNECT 1" HOSE BARB 90
17	530220	3	FITTING, 3/4" FPT X 3/4" HOSE BARB TEE
18	530246	1	ELBOW, 90~ STREET 1/4 NPT SS
19	540001	8	CLAMP, 2" STANDARD WORM SCREW
20	540013	4	CLAMP, HOSE SS 3/4" #12
19	540014	7	CLAMP, HOSE SS 1" #16
22	540016	1	CLAMP, 1-1/2" SS
23	596115M	3	BOLT, HH 5/16-18X1 GR5 MAGNI
24	596236M	3	NUT, CENTERLOCK, 5/16-18 MAGNI
25	596257M	3	WASHER, FLAT 5/16 USS MAGNI
26	790020	1	GAUGE, FAST LOGO 160PSI

## Wilger 3 Section Plumbing, 23 Row



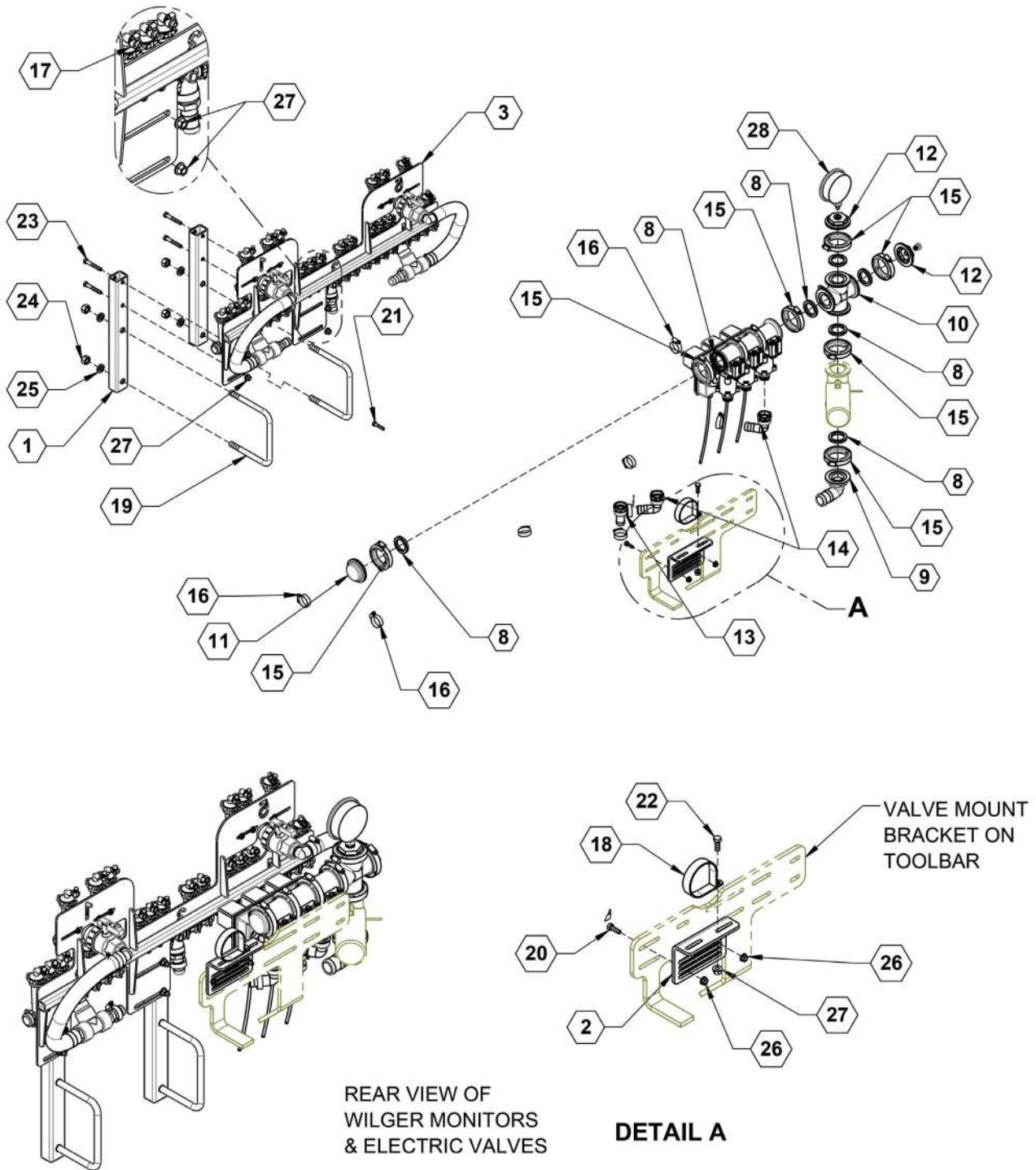


## ILLUSTRATED PARTS LIST

### Wilger 3 Section Plumbing, 23 Row Parts List

ITEM	PART NO.	QTY.	DESCRIPTION
4	500027	0.75	VALVE, 450 4-BANK, NON-FLOWBACK, NARROW TEE
6	510020	350	HOSE, .375 EPDM
7	520067	23	NOZZLE, 3/8" HOSE SHANK 90 DEG
17	540032	46	HOSE CLAMP, 5/16 #5 SS

## Wilger 3 Section Plumbing, 23 Row



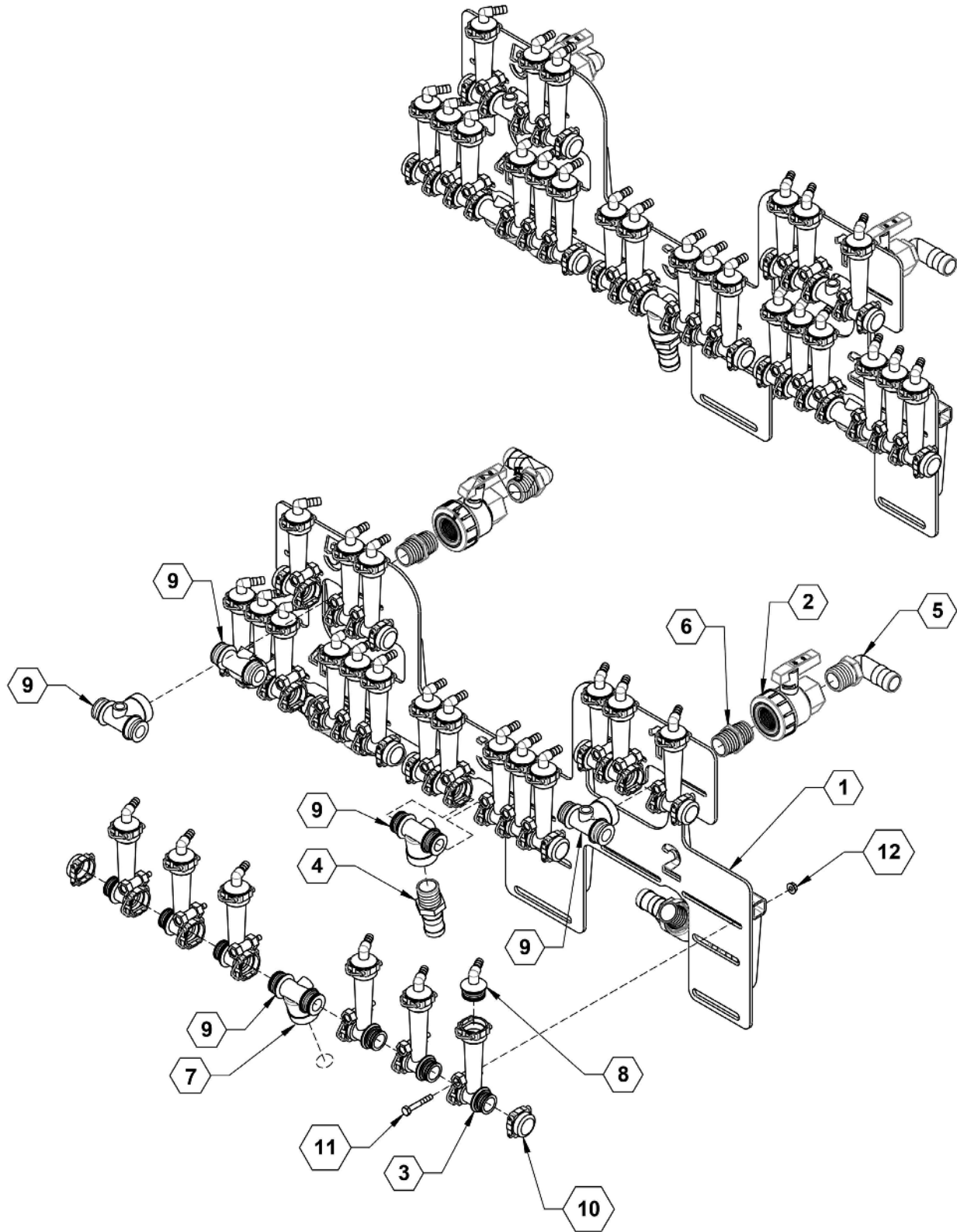


## ILLUSTRATED PARTS LIST

### Wilger 3 Section Plumbing, 23 Row Parts List

ITEM	PART NO.	QTY.	DESCRIPTION
1	27293	2	TUBE, WILGER MOUNT
2	27298	1	BRACKET, HOSE REST
3	28215	1	ASSY, WILGER MONITORS 3 SECTION 23 ROW, A-SERIES
8	530014	6	GASKET, 1.500 EPDM
9	530080	1	MANIFOLD ELBOW 90, 2.00 X 1.50 HB
10	530090	1	CROSS, MANIFOLD 2.00
11	530093	1	PLUG, MANIFOLD, 2.00
12	530094	2	PLUG, MANIFOLD 2.00 W/ HOLE
13	530189	1	QUICK CONNECT 1" STRAIGHT BARB
14	530190	2	QUICK CONNECT, 1.00 HB ELBOW 90
15	540001	7	CLAMP, 2.00 STD WORM SCREW
16	540014	10	HOSE CLAMP, SS 1.00 #16
17	540032	46	HOSE CLAMP, 5/16 #5 SS
18	540052	1	P-CLAMP, 3" W/3/8" HOLE
19	590061	2	U-BOLT, 5/8" X 7" X 5", CZP
20	596115M	1	BOLT, HH 5/16-18X1 GR5 MAGNI
21	596116M	1	BOLT, HH 5/16-18X1-1/2 GR5 MAGNI
22	596128M	1	BOLT, HH 3/8-16 X 1 GR5 MAGNI
23	596131M	4	BOLT, HH 3/8-16X2-1/2 GR5 MAGNI
24	596216M	4	NUT, HEX 5/8-11 MAGNI
25	596253M	4	LOCKWASHER 5/8 MAGNI
26	596768M	2	NUT, HEX FLANGE 5/16-18 MAGNI
27	596769M	5	NUT, HEX FLANGE 3/8-16 MAGNI
28	790020	1	GAUGE, FAST LOGO 160PSI

## Wilger 3 Section Assembly







## ILLUSTRATED PARTS LIST

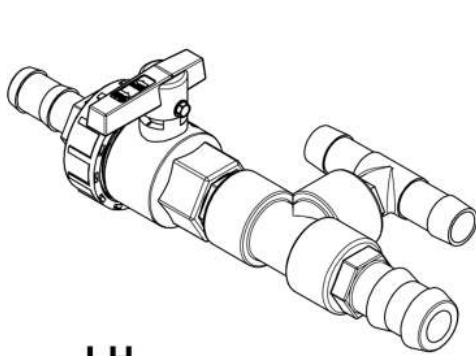
### Wilger 3 Section Assembly Parts List

ITEM	PART NO.	QTY.	DESCRIPTION
1	27294	1	WLDMNT, WILGER MONITORS 23-25
2	500009	2	VALVE, 1.00 FULL PORT SINGLE UNION
3	500073	23	WILGER FLOW MONITOR BODY
4	530041	5	FITTING, 1.00 MNPT X 1.00 HB, POLY
5	530044	2	FITTING, ELBOW, 90D, 1.00 MNPT X 1.00 HB, POLY
6	530133	4	NIPPLE, SHORT POLY X 1 IN
7	530157	2	TEE, 1.00 PIPE, POLY
8	530458	23	WILGER ORS X 3/8" HB 90 DEG
9	530459	5	ORS M X ORS M X 1"NPT TEE
10	530464	10	WILGER ORS CAP
11	596104M	23	BOLT, HH 1/4-20X1-3/4 GR5 MAGNI
12	596767M	23	NUT, HEX FLANGE 1/4-20 MAGNI

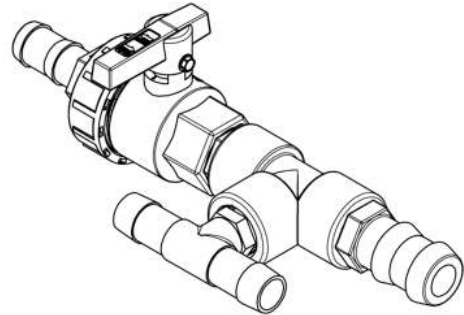


# ILLUSTRATED PARTS LIST

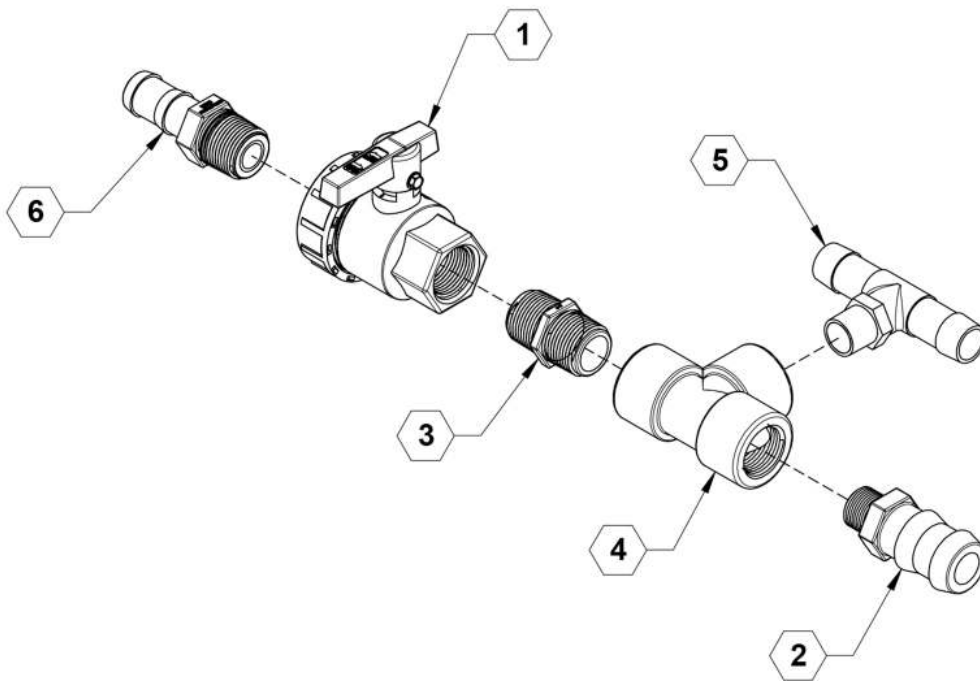
## Flip Fertilizer Assembly



LH



RH



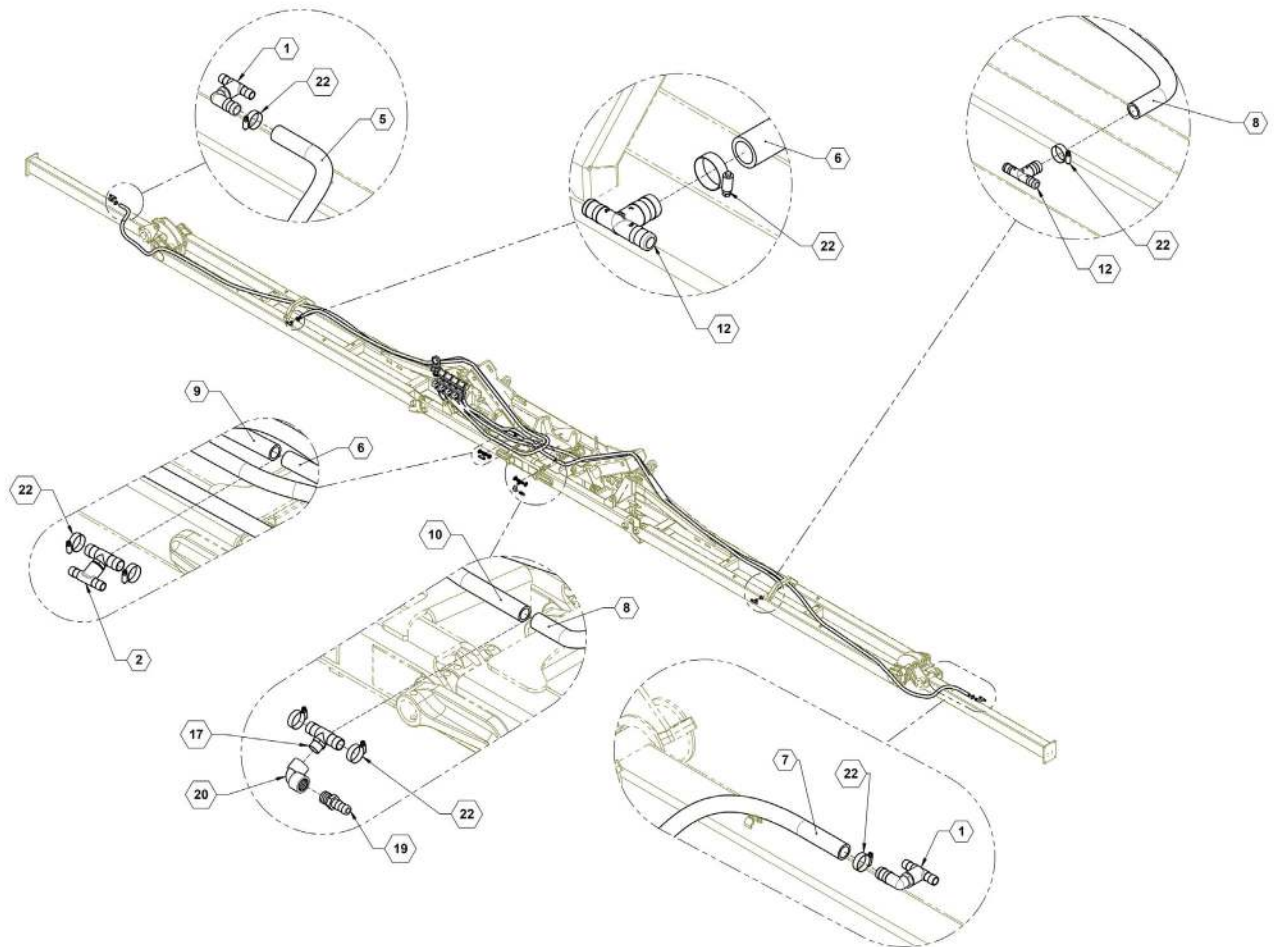


## ILLUSTRATED PARTS LIST

### Flip Fertilizer Assembly Parts List

ITEM	PART NO.	QTY.	DESCRIPTION
1	500043	1	VALVE, 3/4" SINGLE UNION POLY
2	530039	1	3/4" MPT X 1" HOSE BARB
3	530131	1	NIPPLE, 3/4" SHORT POLY
4	530156	1	TEE, 3/4" POLY PIPE
5	530221	1	3/4" MPT X 3/4" HOSE BARB TEE
6	530230	1	FITTING, 3/4" MPT X 3/4" HB

## 4 Section Plumbing



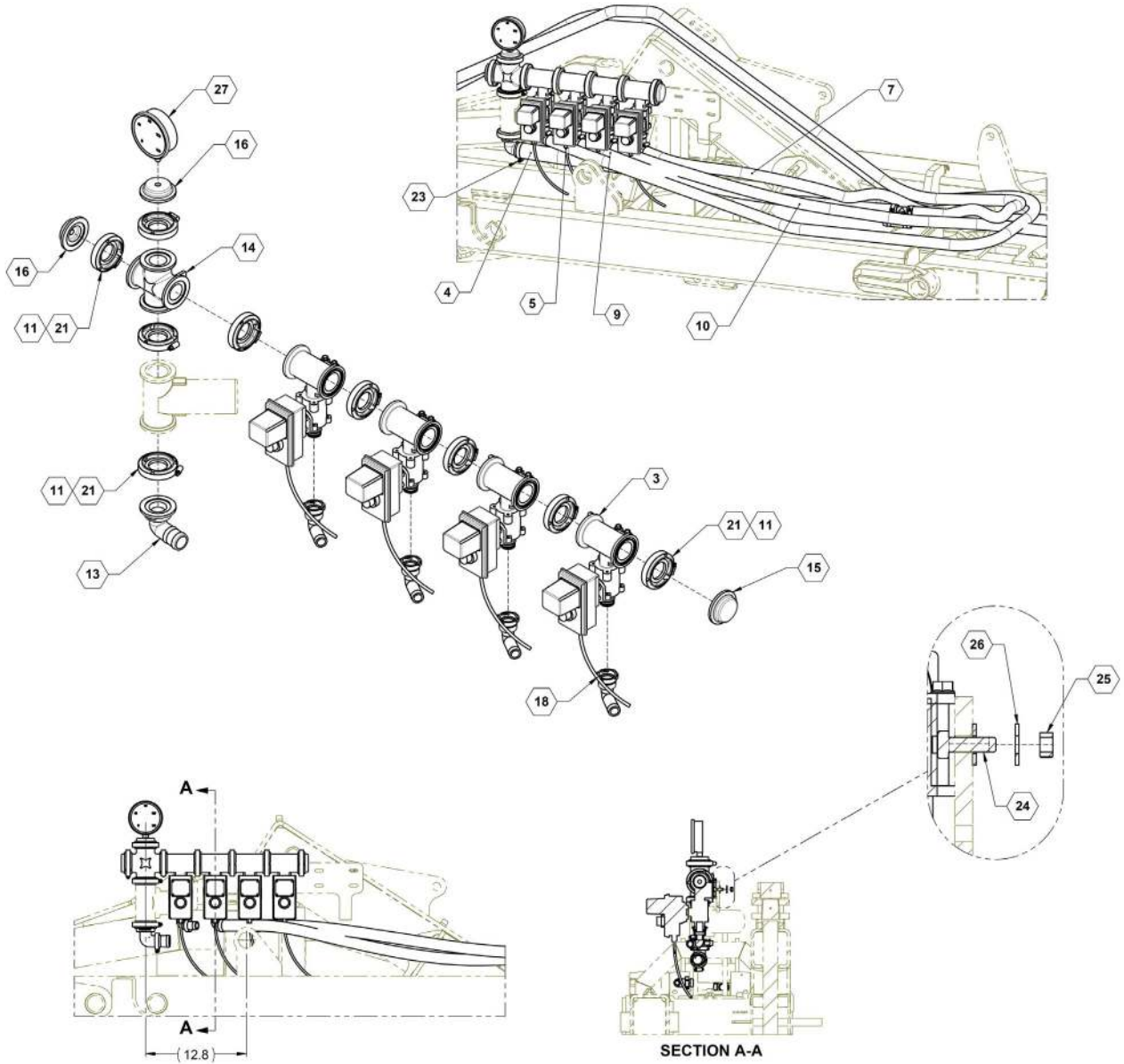


## ILLUSTRATED PARTS LIST

### 4 Section Plumbing Parts List

ITEM	PART NO.	QTY.	DESCRIPTION
1	90SAFTG0 75T10090	2	FITTING: 3/4"-T TO 1"-90DEG
2	90SAFTG1 00T075T	1	FITTING: 1"-TEE TO 3/4"-TEE
5	510016	1	HOSE, 1" EPDM 33FT
6	510016	1	HOSE, 1" EPDM 17FT
7	510016	1	HOSE, 1" EPDM 31FT
8	510016	1	HOSE, 1" EPDM 15FT
9	510016	1	HOSE, 1" EPDM 4FT
10	510016	1	HOSE, 1" EPDM 20FT
12	530055	2	3/4 X 3/4 X 1" HOSE BARB TEE
17	530181	1	HOSE BARB, 3/4" MPT X 1" TEE
19	530230	1	HOSE SHANK, 3/4" MPT X 3/4" HB
20	530239	1	FITTING, 3/4" FPT 90 ELBOW
22	540014	13	CLAMP, HOSE SS 1" #16

## 4 Section Plumbing



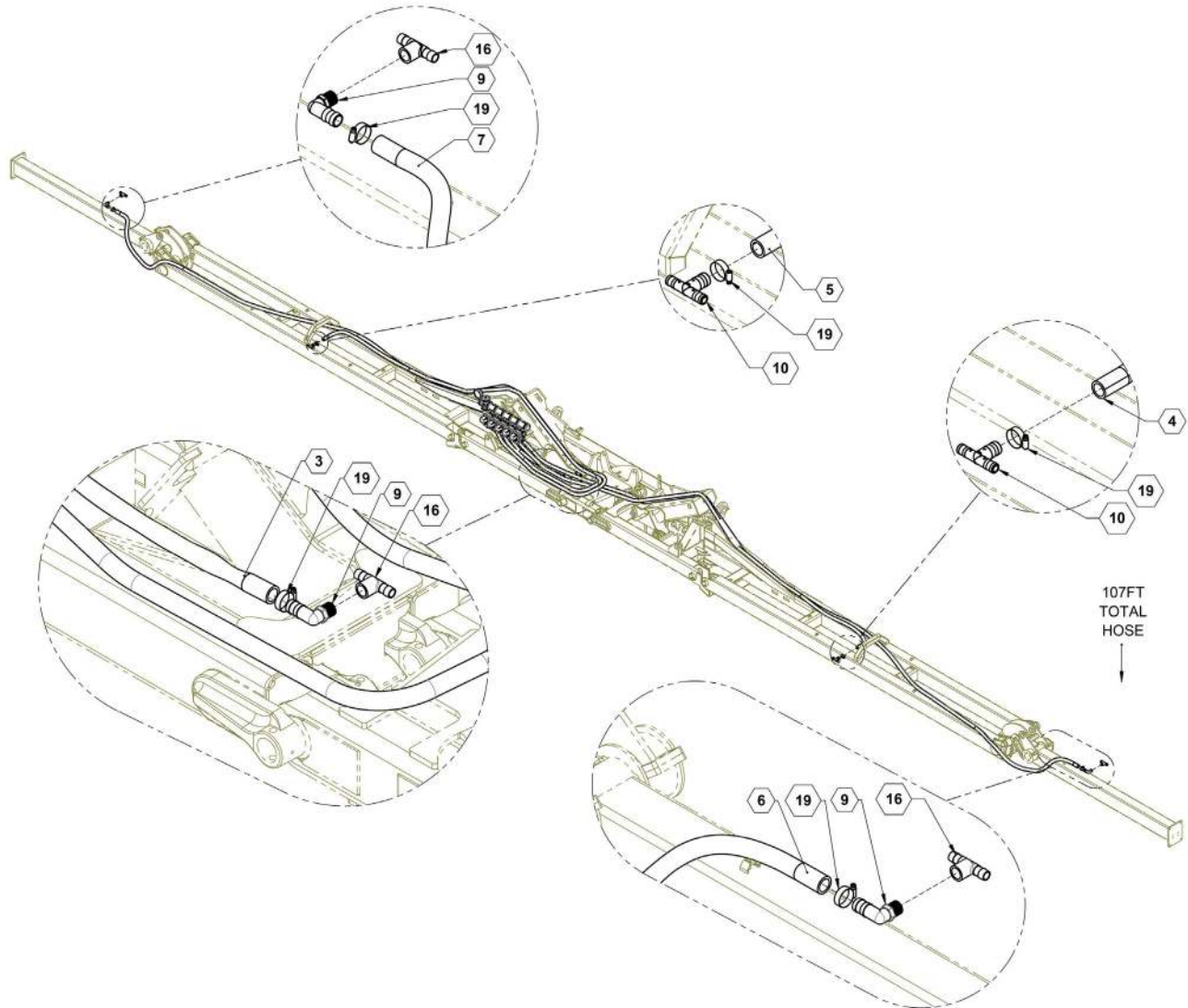


## ILLUSTRATED PARTS LIST

### 4 Section Plumbing Parts List

ITEM	PART NO.	QTY.	DESCRIPTION
3	500027	1	VALVE 450BEC MANIFOLD (NARROW) (NON-FLOWBACK)
3	500028	1	VALVE 450BEC MANIFOLD (WIDE) (NON-FLOWBACK)
4	510014	1	HOSE, 1-1/2" EPDM X 2 FT
5	510016	1	HOSE, 1" EPDM 33FT
7	510016	1	HOSE, 1" EPDM 31FT
9	510016	1	HOSE, 1" EPDM 4FT
10	510016	1	HOSE, 1" EPDM 20FT
11	530014	9	GASKET, 1-1/2" EPDM
13	530080	1	MANIFOLD, 2" TO 1.5" HOSE BARB 90
14	530090	1	FLANGED CROSS 2"
15	530093	1	MANIFOLD PLUG, 2"
16	530094	2	PLUG, 2" MANIFOLD W/ HOLE
18	530190	4	QUICK CONNECT 1" HB 90
21	540001	9	CLAMP, 2" STD WORM SCREW
23	540016	1	CLAMP, 1-1/2" SS
24	596115M	3	BOLT, HH 5/16-18X1 GR5 MAGNI
25	596236M	3	NUT, CENTERLOCK, 5/16-18 MAGNI
26	596257M	3	WASHER, FLAT 5/16 USS MAGNI
27	790020	1	GAUGE, FAST LOGO 160PSI

### 5 & 6 Section Plumbing





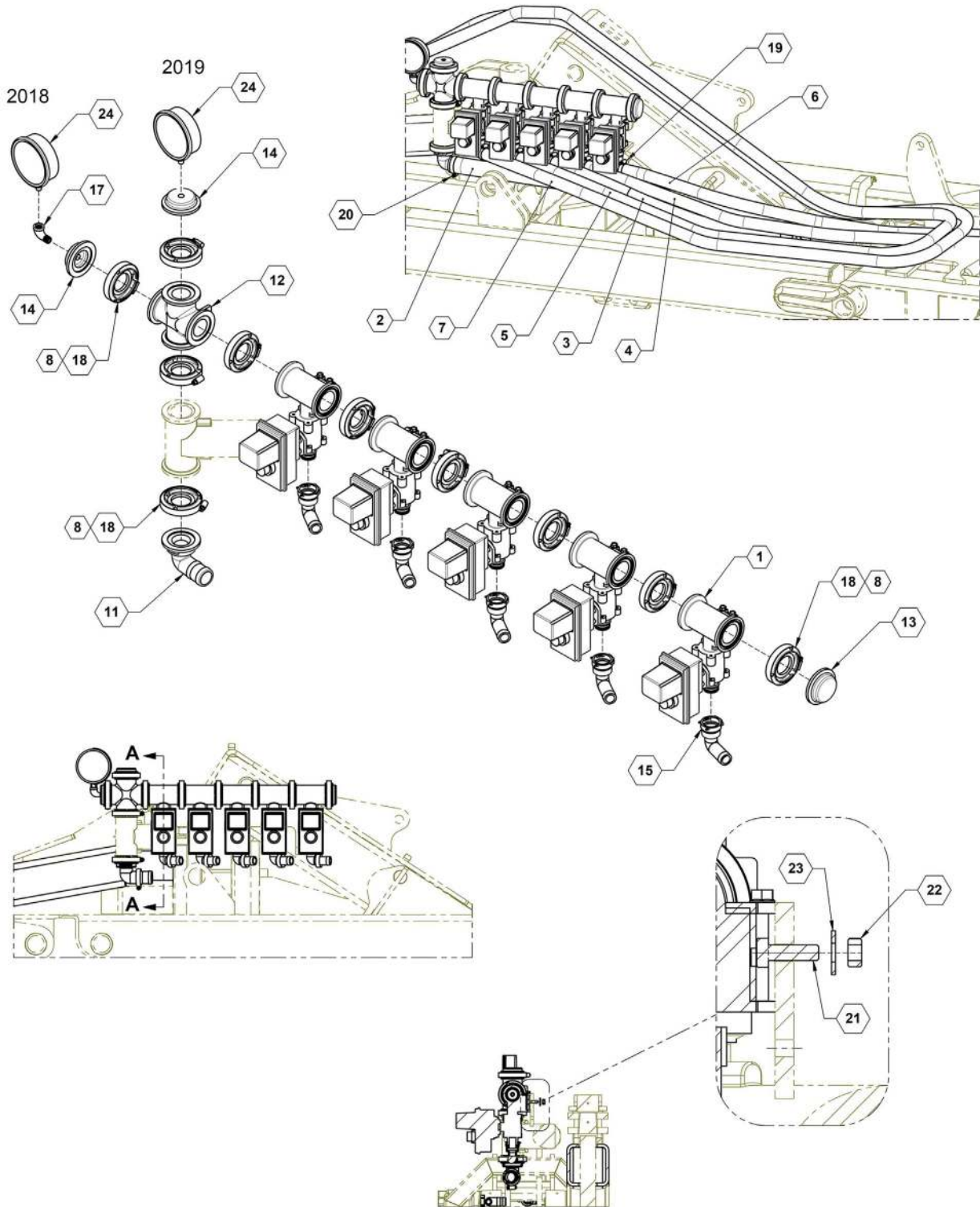


## ILLUSTRATED PARTS LIST

### 5 & 6 Section Plumbing Parts List

ITEM	PART NO.	QTY.	DESCRIPTION
3	510016	1	HOSE, 1" EPDM 3'
4	510016	1	HOSE, 1" EPDM 19'
5	510016	1	HOSE, 1" EPDM 21'
7	510016	1	HOSE, 1" EPDM 33'
9	530036	3	HOSE SHANK, 3/4" MPT X 1" 90~
10	530055	2	3/4 X 3/4 X 1" HOSE BARB TEE
16	530220	3	FITTING, 3/4" FPT X 3/4" HOSE BARB TEE
19	540014	11	CLAMP, HOSE SS 1" #16

## 5 & 6 Section Plumbing



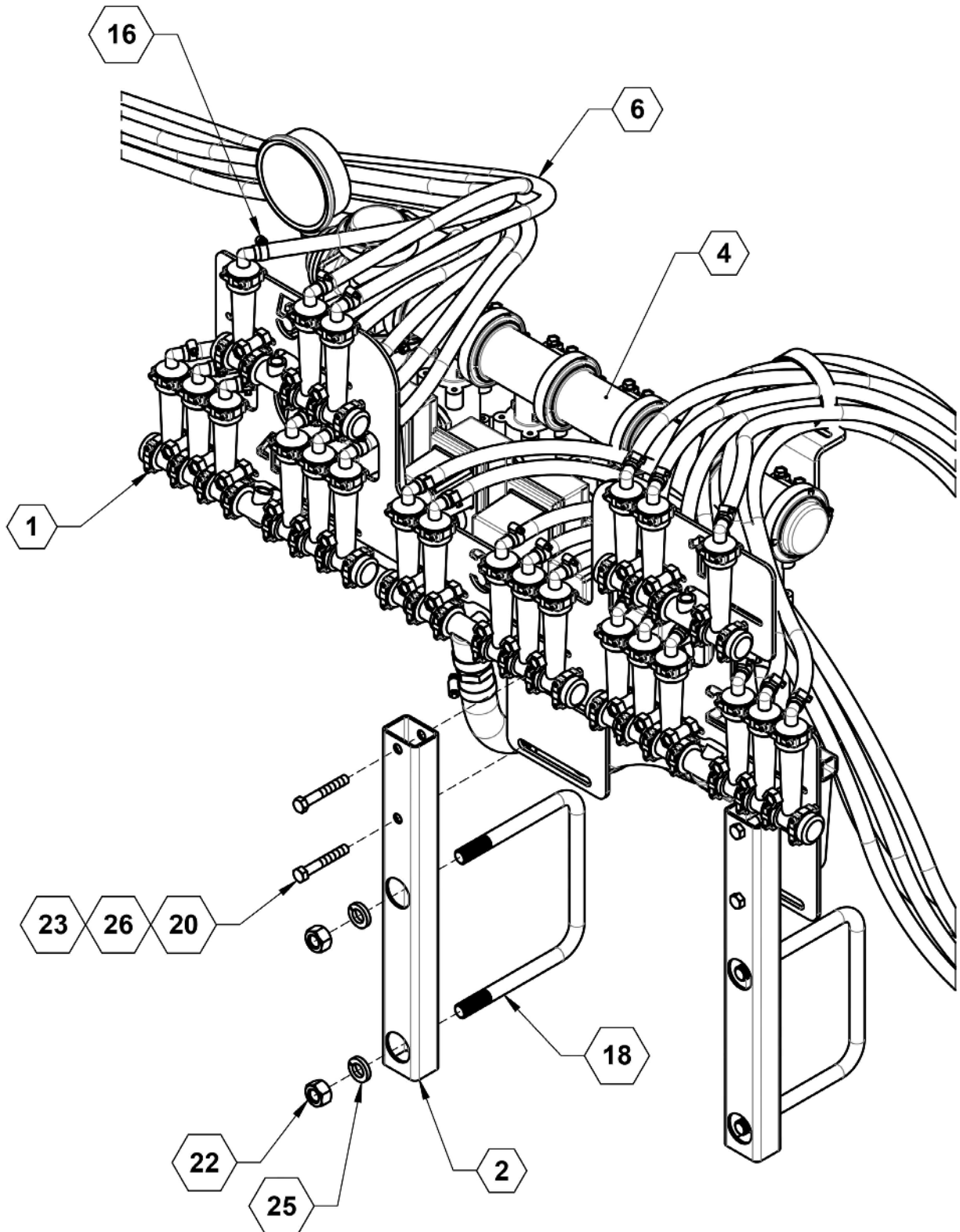


## ILLUSTRATED PARTS LIST

### 5 & 6 Section Plumbing Parts List

ITEM	PART NO.	QTY.	DESCRIPTION
1	500027	5, 6	VALVE 450BEC MANIFOLD (NARROW) (NON-FLOWBACK)
1	500028	5, 6	VALVE 450BEC MANIFOLD (WIDE) (NON-FLOWBACK)
2	510014	1	HOSE, 1-1/2" EPDM X 2'
3	510016	1	HOSE, 1" EPDM 3'
4	510016	1	HOSE, 1" EPDM 19'
5	510016	1	HOSE, 1" EPDM 21'
6	510016	1	HOSE, 1" EPDM 31'
7	510016	1	HOSE, 1" EPDM 33'
8	530014	10	GASKET, 1-1/2" EPDM
11	530080	1	MANIFOLD, 2" TO 1.5" HOSE BARB 90
12	530090	1	FLANGED CROSS 2"
13	530093	1	MANIFOLD PLUG, 2"
14	530094	2	PLUG, 2" MANIFOLD WITH HOLE
15	530190	5	QUICK CONNECT 1" HOSE BARB 90
17	530246	1	ELBOW, 90~ STREET 1/4 NPT SS
18	540001	10	CLAMP, 2" STANDARD WORM SCREW
19	540014	11	CLAMP, HOSE SS 1" #16
20	540016	1	CLAMP, 1-1/2" SS
21	596115M	5	BOLT, HH 5/16-18X1 GR5 MAGNI
22	596236M	5	NUT, CENTERLOCK, 5/16-18 MAGNI
23	596257M	5	WASHER, FLAT 5/16 USS MAGNI
24	790020	1	GAUGE, FAST LOGO 160PSI

## Wilger Monitors Assembly, 23 Row



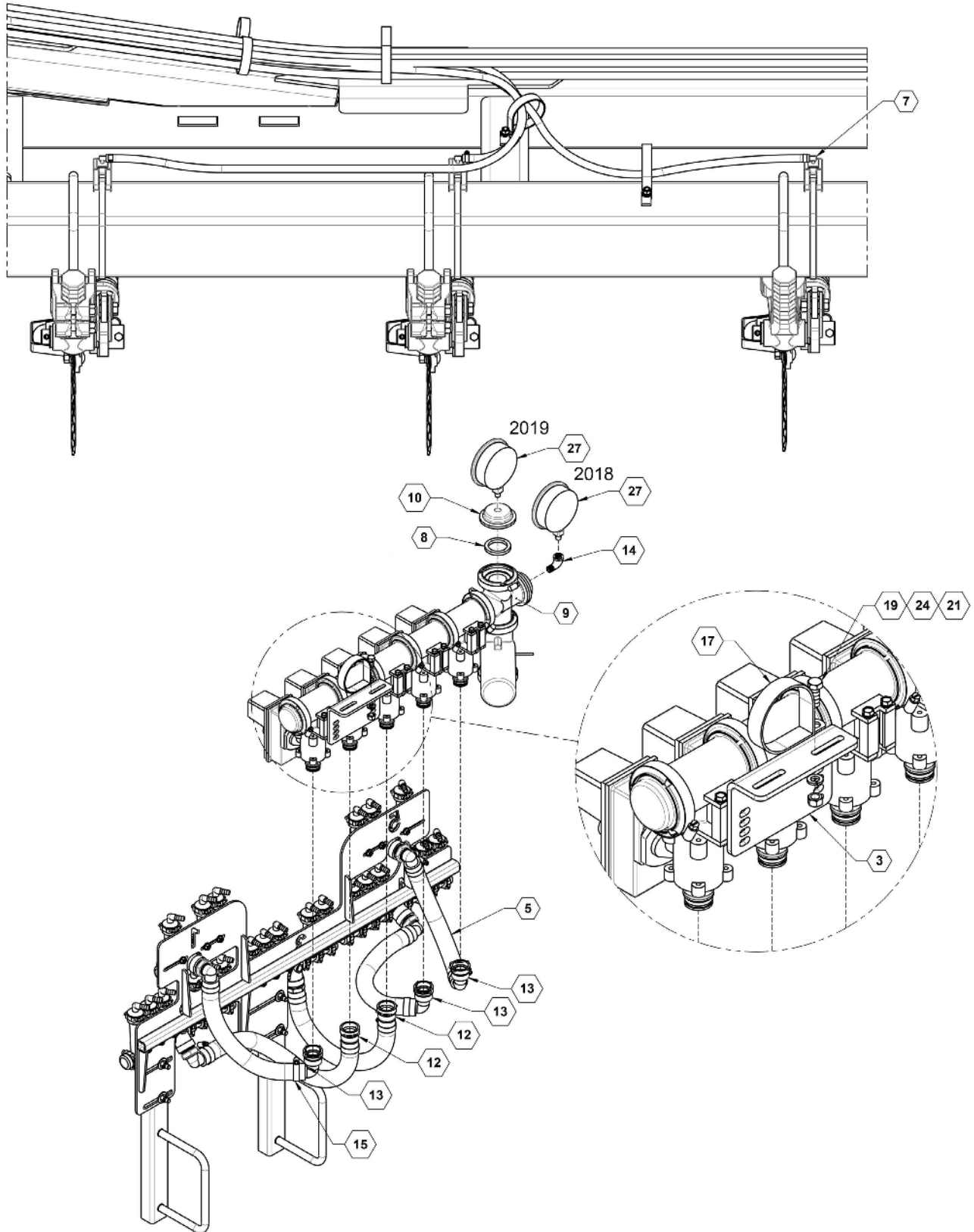


## ILLUSTRATED PARTS LIST

### Wilger Monitors Assembly, 23 Row Parts List

ITEM	PART NO.	QTY.	DESCRIPTION
1	27289	1	ASSEMBLY, WILGER MONITORS, 23 ROW
2	27293	2	TUBE, WILGER MOUNT
4	500027	1.25	VALVE 450BEC MANIFOLD (NARROW) (NON-FLOWBACK)
4	500028	1.25	VALVE 450BEC MANIFOLD (WIDE) (NON-FLOWBACK)
6	510020	1	HOSE, 3/8" EPDM - 404FT
16	540032	46	CLAMP, HOSE 5/16"
18	590061	2	U-BOLT, 5/8 X 7" X 5"
20	596131M	4	BOLT, HH 3/8-16X2-1/2 GR5 MAGNI
22	596216M	4	NUT, HEX 5/8-11 MAGNI
23	596237M	4	NUT, CENTERLOCK 3/8-16 MAGNI
25	596253M	4	LOCKWASHER 5/8 MAGNI
26	596258M	4	WASHER, FLAT 3/8 MAGNI

## Wilger Monitors Assembly, 23 Row





## ILLUSTRATED PARTS LIST

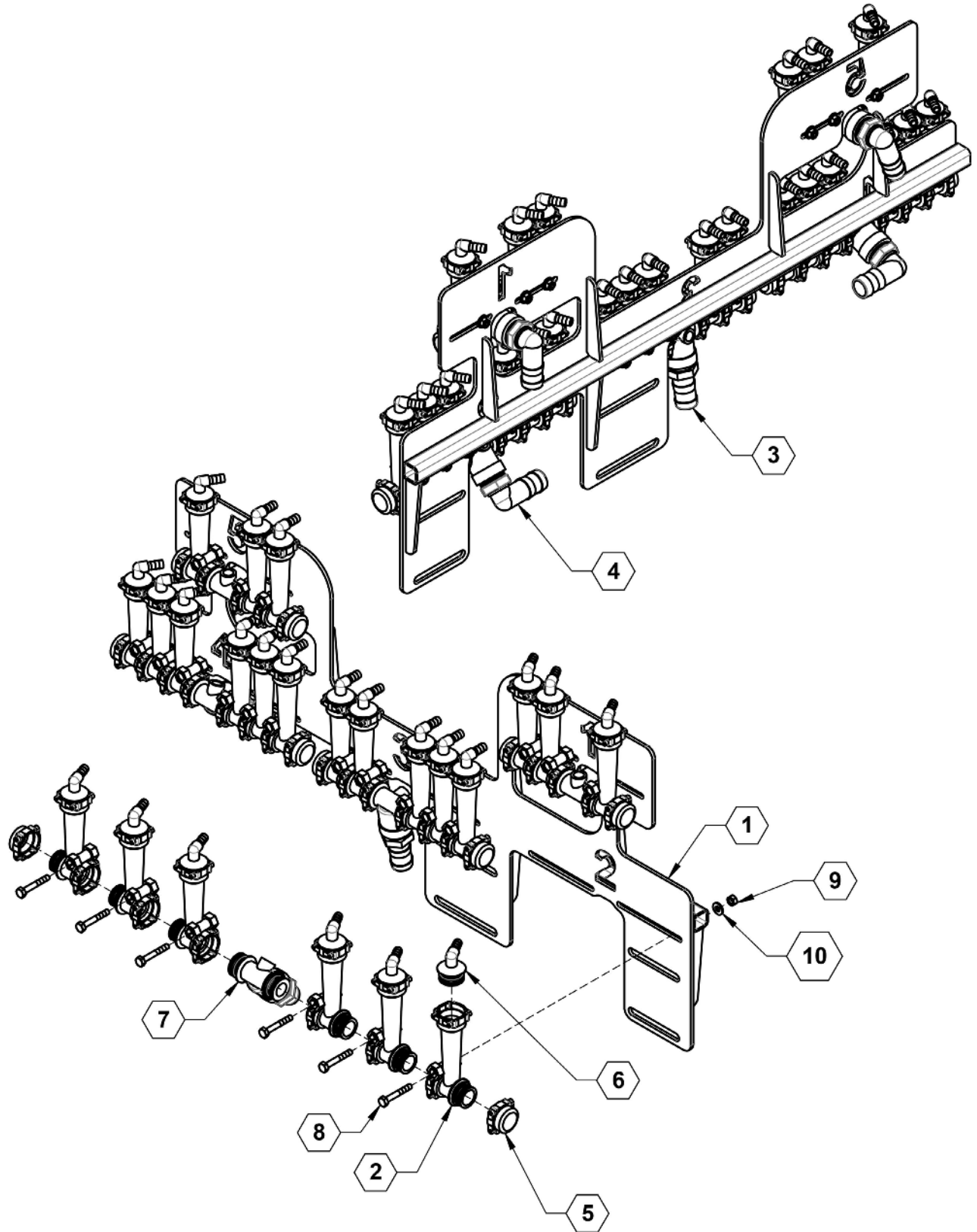
### Wilger Monitors Assembly, 23 Row Parts List

ITEM	PART NO.	QTY.	DESCRIPTION
3	27298	1	PLATE, HOSE REST
5	510016	1	HOSE, 1" EPDM - 10FT
7	520067	23	NOZZLE, 3/8" HOSE SHANK 90 DEG
8	530014	1	GASKET, 1-1/2" EPDM
9	530090	1	FLANGED CROSS 2"
10	530093	1	MANIFOLD PLUG, 2"
10	530094	1	MANIFOLD PLUG, 2" , WITH HOLE
12	530189	2	QUICK CONNECT 1" STRAIGHT BARB
13	530190	3	QUICK CONNECT 1" HB 90
14	530246	1	ELBOW, 90~ STREET 1/4 NPT SS
15	540014	10	CLAMP, HOSE SS 1" #16
17	540052	1	P-CLAMP, 3" WITH 3/8" HOLE
19	596128M	1	BOLT, HH 3/8-16 X 1 GR5 MAGNI
21	596213M	1	NUT, HEX 3/8-16 MAGNI
24	596250M	1	LOCKWASHER 3/8 MAGNI
27	790020	1	GAUGE, FAST LOGO 160PSI



# ILLUSTRATED PARTS LIST

## Wilger Monitors, 23 Row





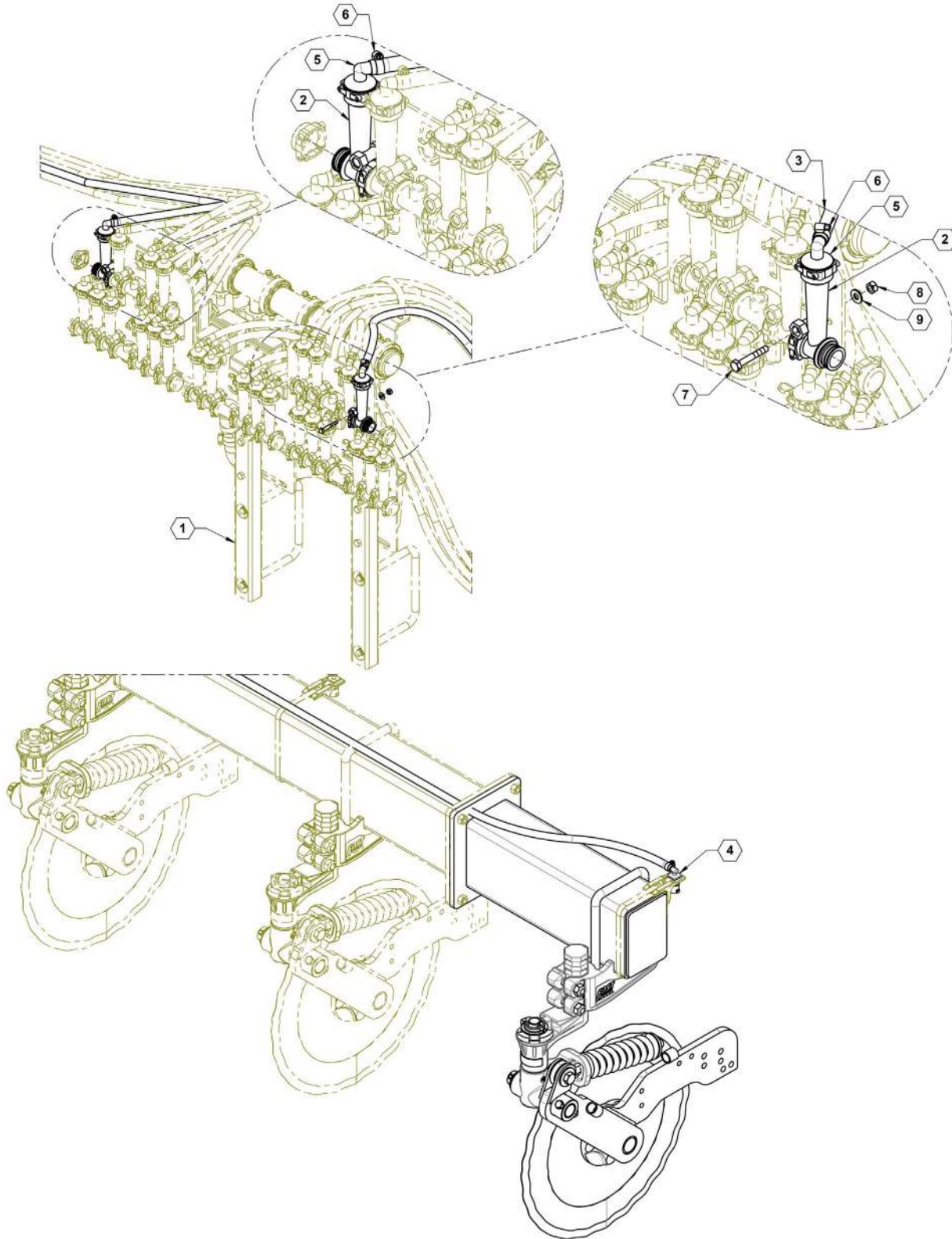


## ILLUSTRATED PARTS LIST

### Wilger Monitors, 23 Row Parts List

ITEM	PART NO.	QTY.	DESCRIPTION
1	27294	1	WILGER MONITORS 23-25 BRACKET
2	500073	23	WILGER FLOW MONITOR BODY
3	530041	1	FITTING, 1" MPT X 1" HOSE BARB
4	530044	4	HOSE SHANK, 1" MPT X 1" 90 DEGREE
5	530457	10	WILGER ORS CAP
6	530458	23	WILGER ORS X 3/8" HOSE BARB 90 DEGREE
7	530459	5	ORS M X ORS M X 1"NPT TEE
8	596104M	23	BOLT, HH 1/4-20 X 1-3/4 GR5 MAGNI
9	596767M	23	NUT, FLANGE, 1/4-20 MAGNI
9	596235M	23	NUT, CENTERLOCK, 1/4-20 MAGNI

## Wilger Monitors, 25 Row





## ILLUSTRATED PARTS LIST

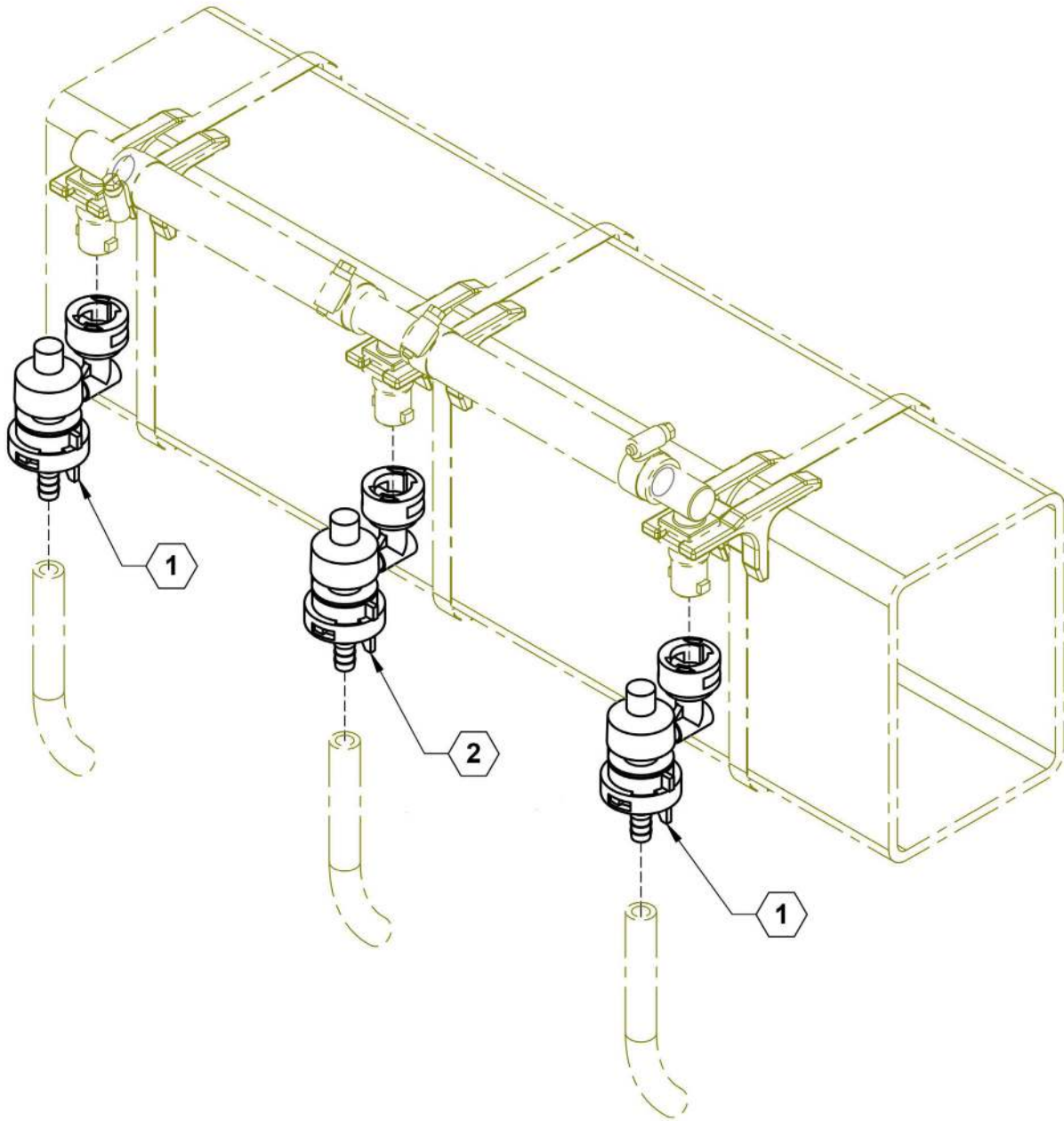
### Wilger Monitors, 25 Row Parts List

ITEM	PART NO.	QTY.	DESCRIPTION
1	27295	1	ASSEMBLY, 23 ROW WILGER MONITORS
2	500073	2	WILGER FLOW MONITOR BODY
3	510020	1	HOSE, 3/8" EPDM - 67'
4	520067	2	NOZZLE, 3/8" HOSE SHANK 90 DEG
5	530458	2	WILGER ORS X 3/8" HOSE BARB 90 DEG
6	540032	4	CLAMP, HOSE 5/16"
7	596104M	2	BOLT, HH 1/4-20X1-3/4 GR5 MAGNI
8	596235M	2	NUT, CENTERLOCK, 1/4-20 MAGNI
9	596256M	2	WASHER, FLAT 1/4 USS MAGNI



# ILLUSTRATED PARTS LIST

## Varitarget Nozzles, .5 Rate



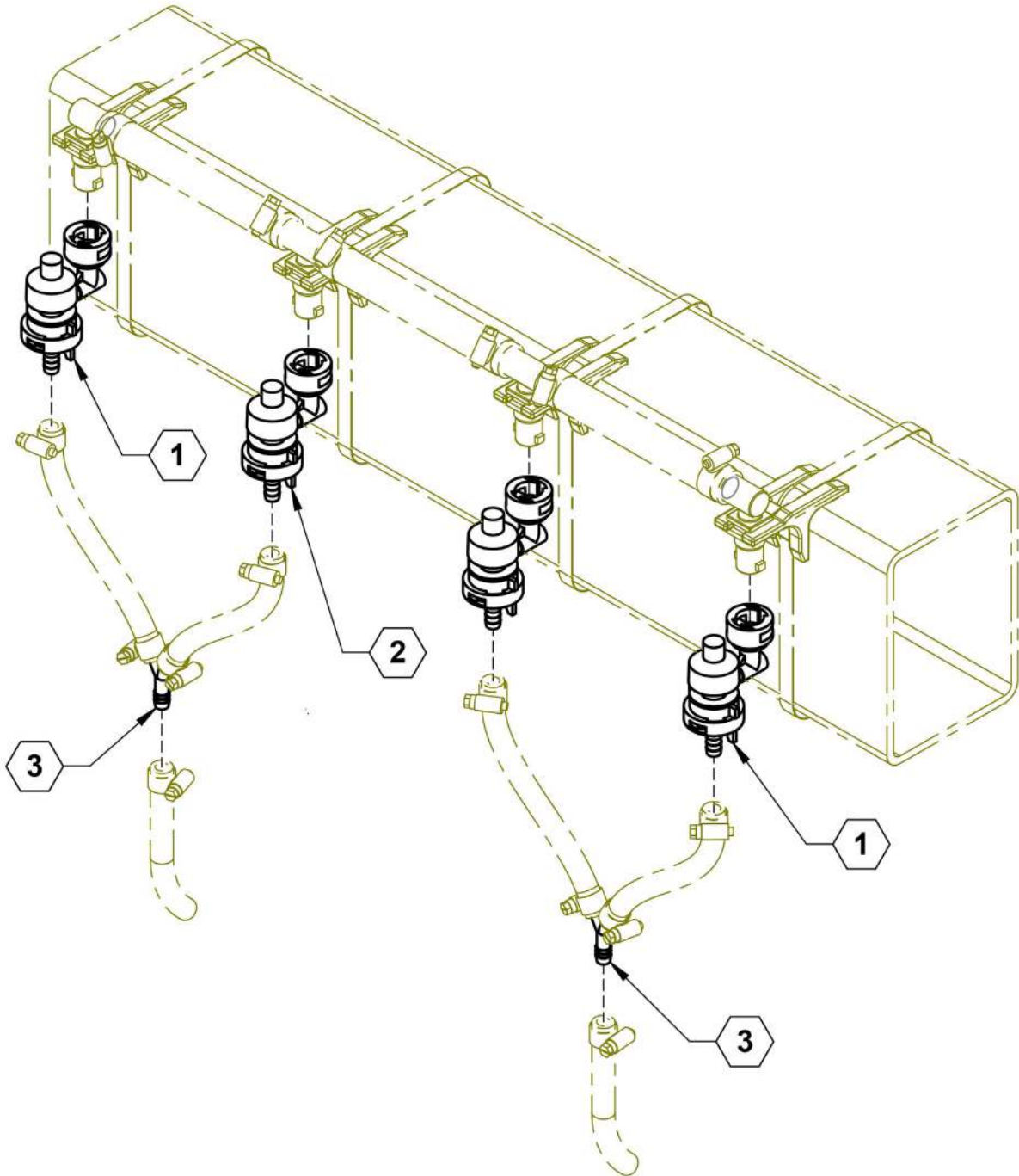


## ILLUSTRATED PARTS LIST

### Varitarget Nozzles, .5 Rate Parts List

ITEM	PART NO.	QTY.	DESCRIPTION
1	520053	2	VERIFLOW BLUE TIP
2	520054	1 PER COULTER	HI VERIFLOW YELLOW TIP

## Varitarget Nozzles, 1.5 Rate





## ILLUSTRATED PARTS LIST

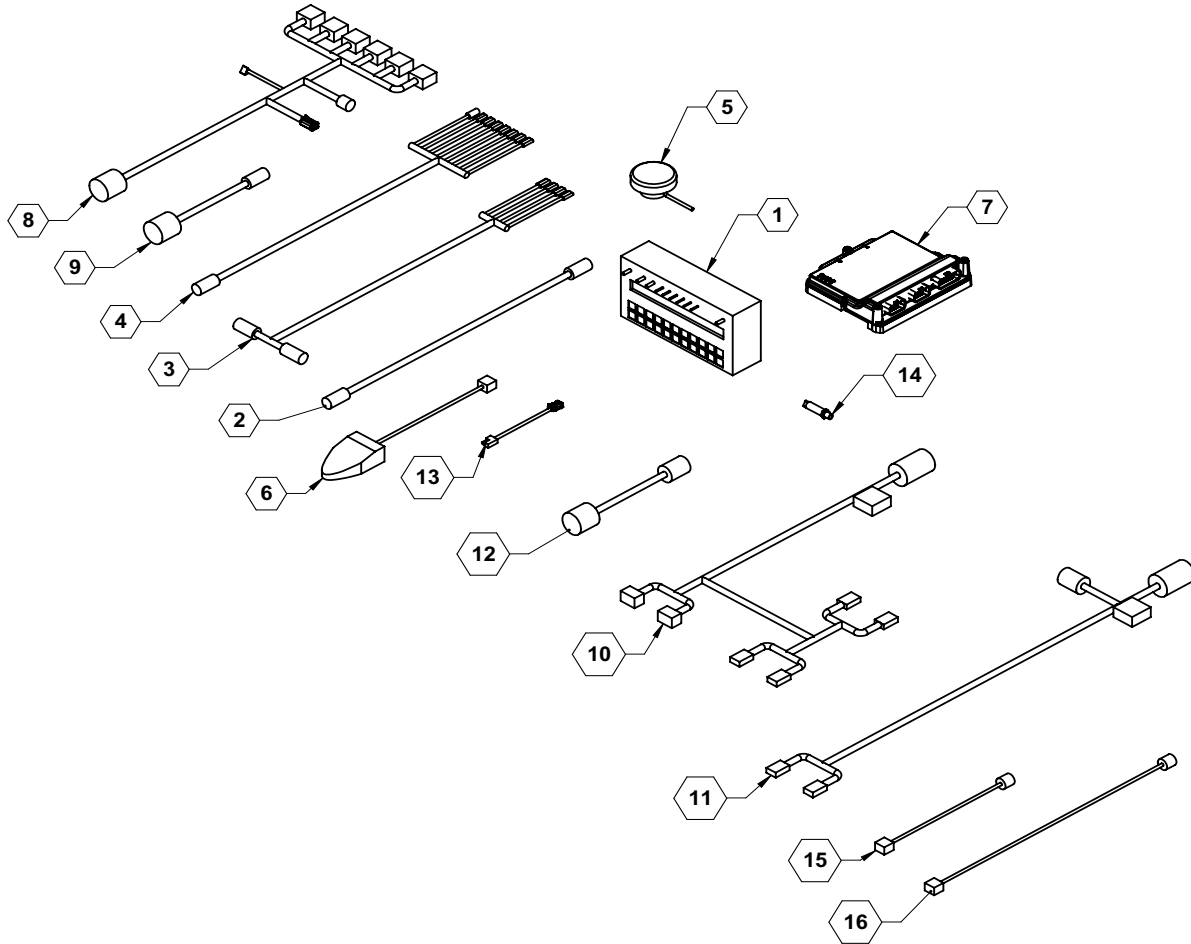
### Varitarget Nozzles, 1.5 Rate Parts List

ITEM	PART NO.	QTY.	DESCRIPTION
1	520053	2	VERIFLOW BLUE TIP
2	520054	1 PER COULTER	HI VERIFLOW YELLOW TIP
3	530372	2	3/8" HOSE BARB Y FITTING



# ILLUSTRATED PARTS LIST

## Raven Components







## ILLUSTRATED PARTS LIST

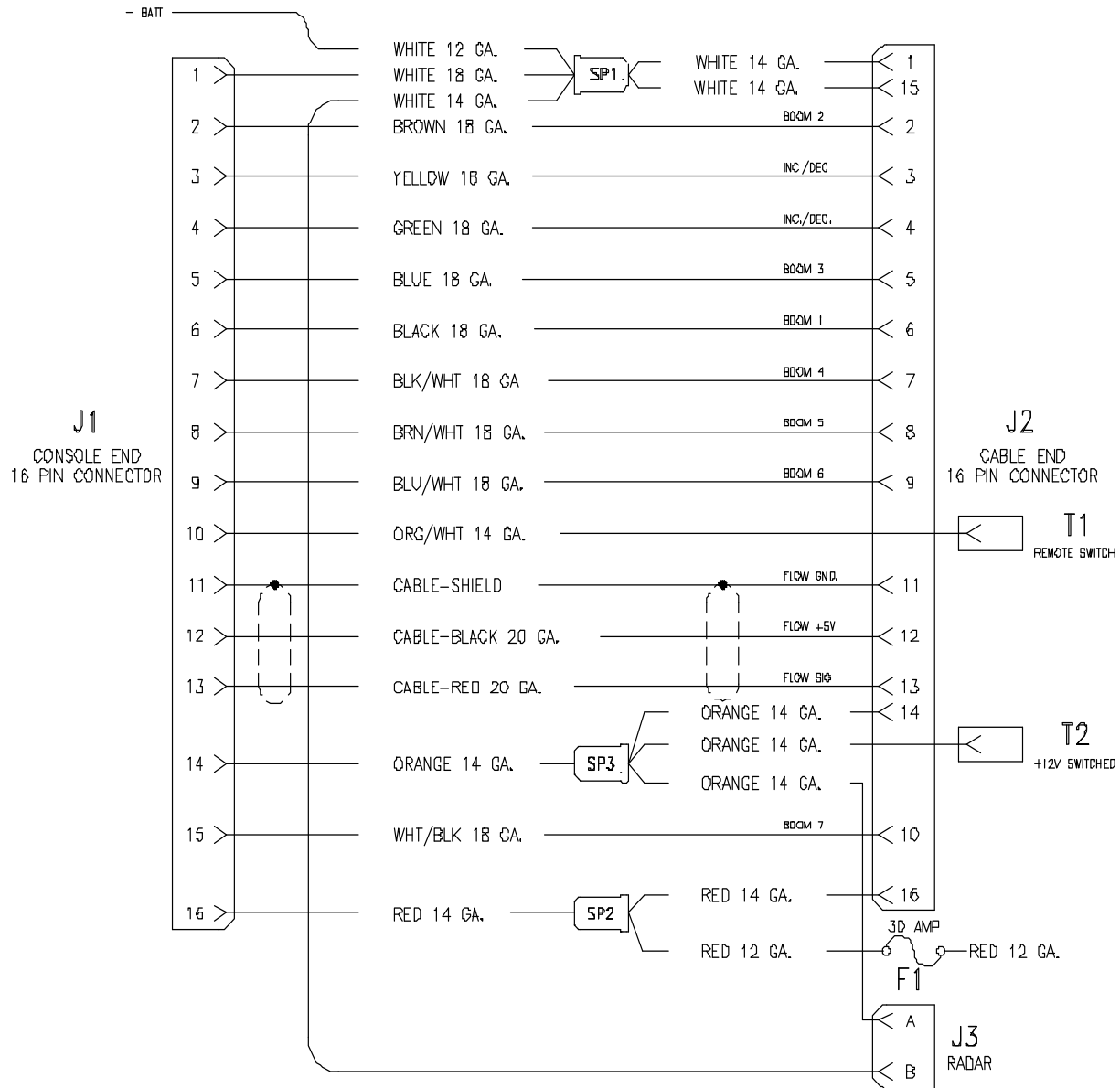
### Raven Components Parts List

ITEM	PART NO.	QTY.	DESCRIPTION
1	631803	AR	6 SECTION 450 CONSOLE
2	631814	AR	12' 16 PIN EXTENSION CABLE
3	631818	AR	10' 440/450 CONSOLE CABLE
4	631819	AR	16 PIN 6 SECTION CABLE
5	631832	AR	GPS SPEED SENSOR
6	631856	AR	FOOTSWITCH
7	632010	AR	RCM
8	632027	AR	47 PIN 6 SECTION CABLE
9	632028	AR	47 PIN TO 16 PIN ADAPTER
10	632029	AR	47 PIN RCM Y-CABLE
11	632031	AR	12' ISO TO IBIC CABLE
12	632033	AR	47 PIN TO 37 PIN ADAPTER
13	632034	AR	TRAILER TO DEUTSCH PLUG ADAPTER CABLE
14	632036	AR	PRESSURE TRANSDUCER
15	632061	AR	CABLE, FOOTSWITCH, 12'
16	632062	AR	CABLE, FOOTSWITCH, 23'
NS	631802	AR	3 SECTION 440 CONSOLE



# ILLUSTRATED PARTS LIST

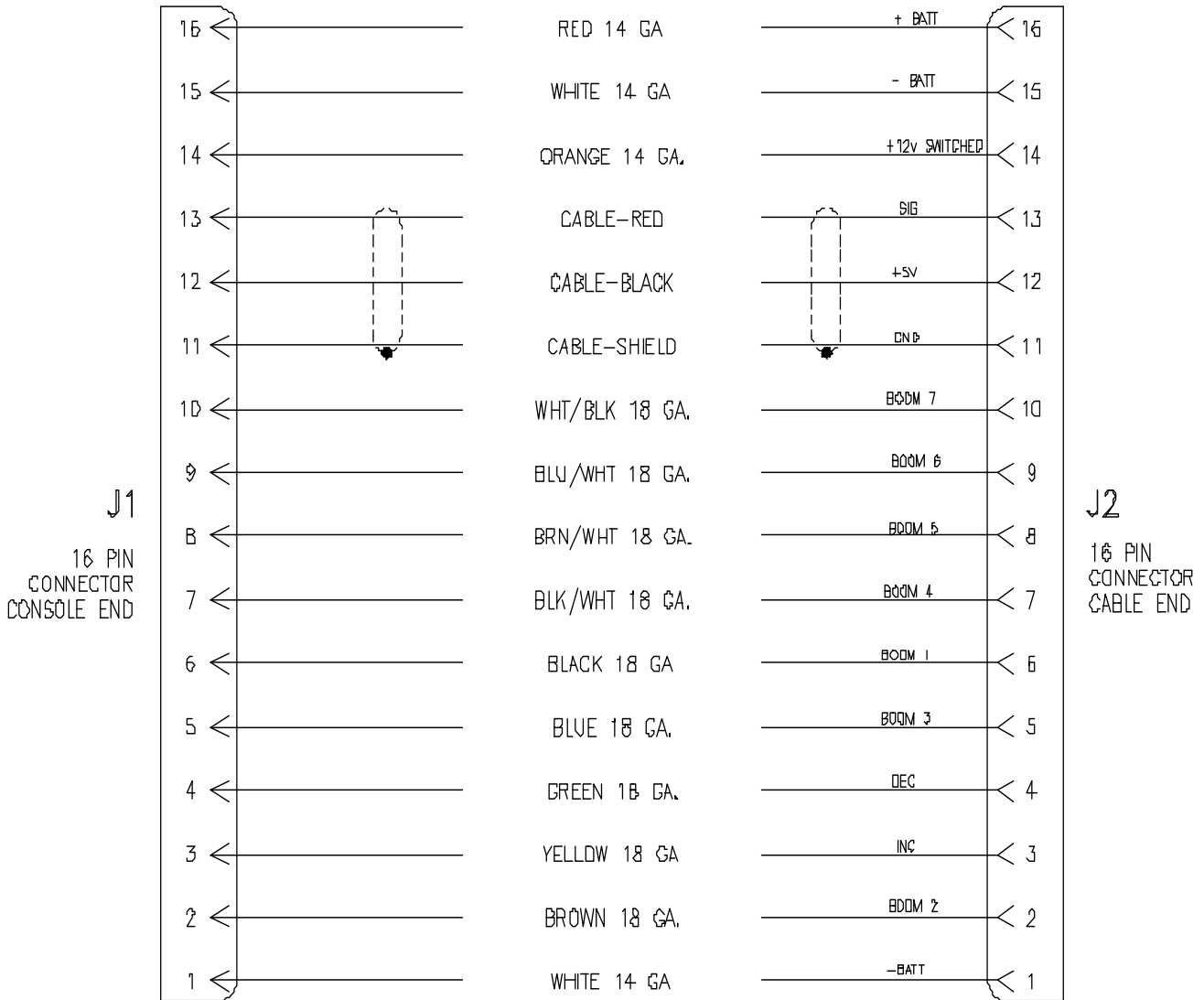
## Control Harness 155-0171-085





# ILLUSTRATED PARTS LIST

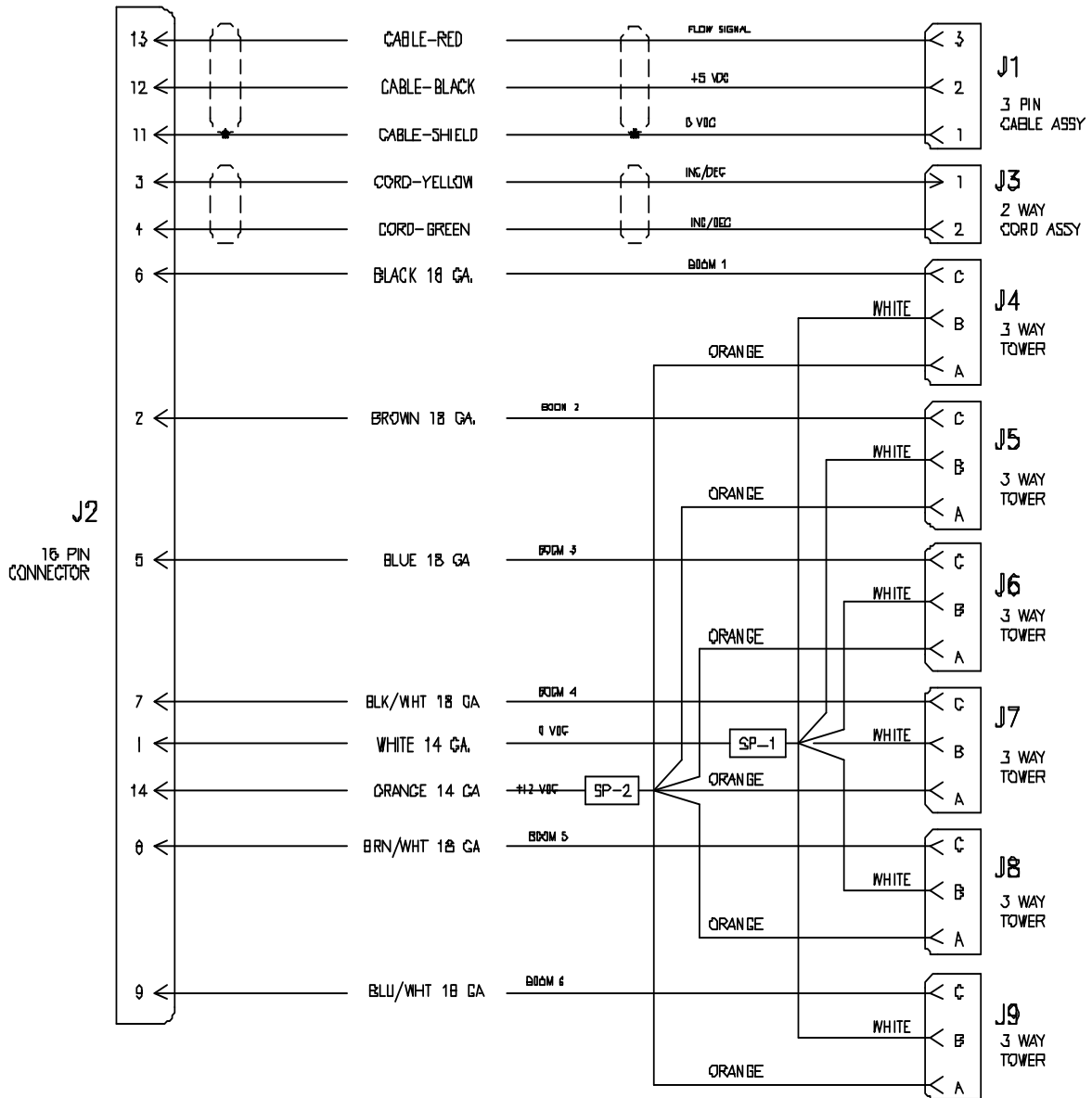
## Control Harness 155-0159-856



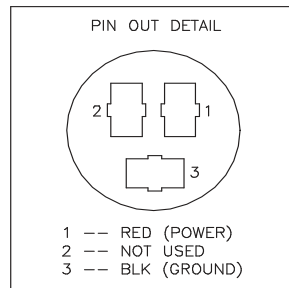



# ILLUSTRATED PARTS LIST

## Control Harness 155-0171-086



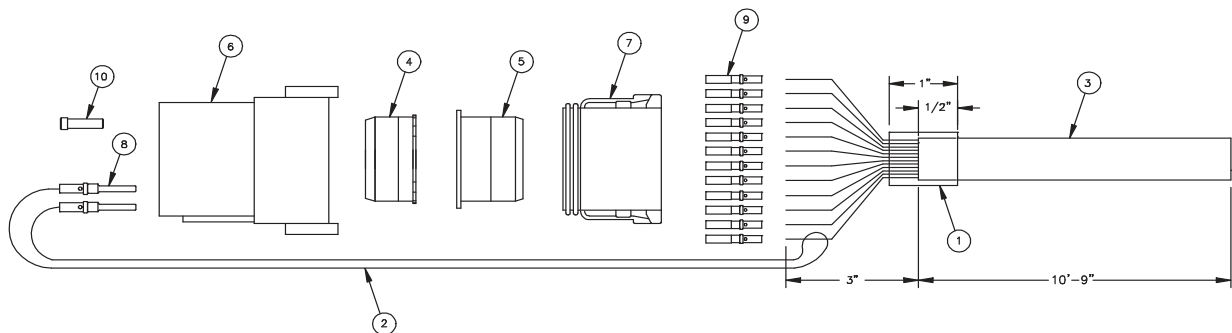
## Wiring Harness



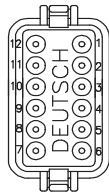
## Wiring Harness Parts List

ITEM	PART NO.	QTY.	DESCRIPTION
1	230-250	2"	SHRINK TUBING .250 BLACK
2	252-021	8'	WIRE RED/BLACK 16 GA ZIP
3	255-043	1	CENTER 16 PIN SHELL #17
4	255-233	1	CENTER AMP SOCKET
5	255-549	1	CENTER SERIES 3 17-3 PLUG

## Harness Connector

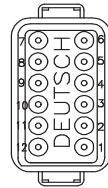


PIN OUT DETAIL FOR PLUG



- 1-RED
- 2-ORG
- 3-WHT
- 4-BLU/BLK
- 5-RED/BLK
- 6-ORG/BLK
- 7-WHT/BLK
- 8-BLU
- 9-BLK/WHT
- 10-GRN
- 11-BLK
- 12-GRN/BLK

PIN OUT DETAIL FOR RECEPT



- 1-CAVITY PLUG
- 2-CAVITY PLUG
- 3-CAVITY PLUG
- 4-CAVITY PLUG
- 5-CAVITY PLUG
- 6-CAVITY PLUG
- 7-CAVITY PLUG
- 8-CAVITY PLUG
- 9-CAVITY PLUG
- 10-CAVITY PLUG
- 11-BLK WIRE
- 12-BLK WIRE

## Harness Connector Parts List

Item	Vendor Part NO.	Qty.	Description
1	231-009	1"	SHRINK TUBING .500 BLACK
2	252-058	12"	WIRE BLACK 18 GA
3	252-064	11'	CABLE 12 CON 18 GA PVC GREY
4	255-214	1	CONN DUET LOCK WEDGE 12 PIN DTR
5	255-215	1	CENTER LOCK WEDGE 12 PIN DTR
6	255-755	1	CONN DUET DT RCPT 12 PIN KEY A
7	255-756	1	CONN DUET DT PLUG 12 PIN KEY A
8	255-977	2	CONN DUET PIN 16-18 GA
9	255-978	12	CENTER DUETSCH SOCKET 16/18 GA.
10	255-979	10	CONN DUET CAVITY PLUG



## ILLUSTRATED PARTS LIST

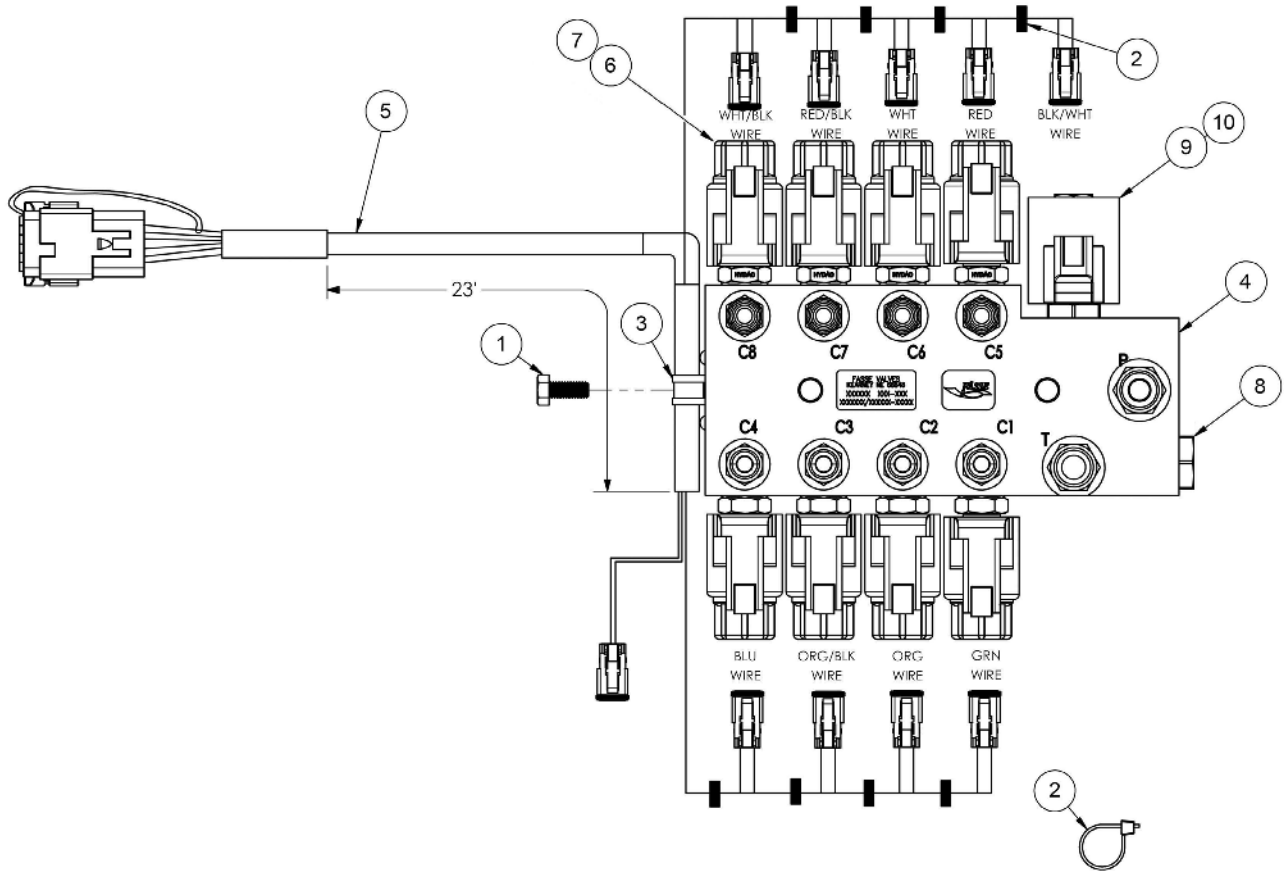
---





# ILLUSTRATED PARTS LIST

## Hydraulic Block Assembly





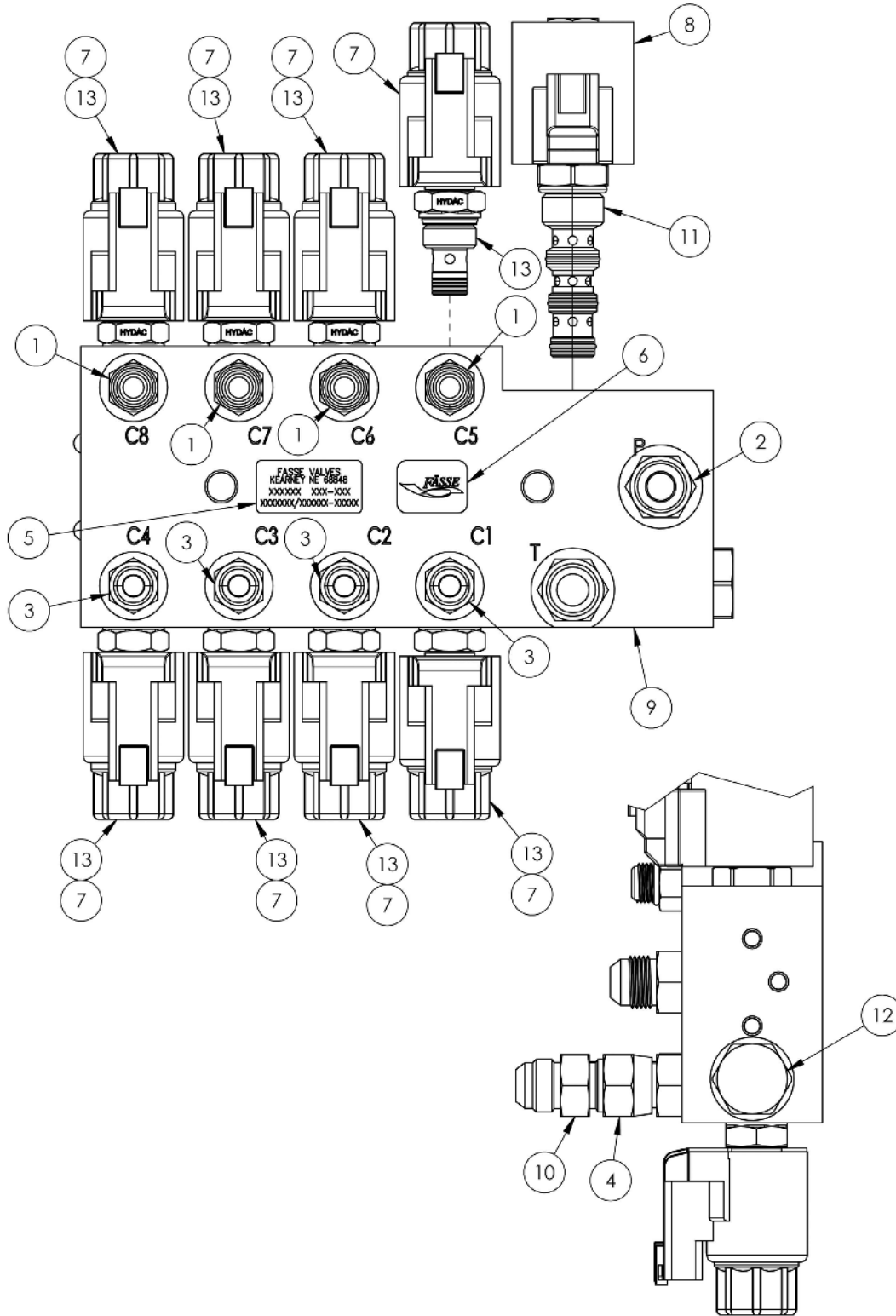


## ILLUSTRATED PARTS LIST

### Hydraulic Block Assembly Parts List

ITEM	PART NO.	VENDOR PART NO.	QTY.	DESCRIPTION
0		303-228	1	HYDRAULIC BLOCK ASSEMBLY (ITEMS 1-10)
1		212-025	1	BOLT 5/16"-18X.75"
2		214-002	11	CABLE TIE BLACK 8.5"
3		255-026	1	LOOM CLAMP .50"ID
4		302-822	1	HYDRAULIC BLOCK
5		304-143	1	COIL HARNESS ASSEMBLY
6		273-077	8	CARTRIDGE HY WS08W-01-C-N-0-BL DIR POP 2/2 NC
7		253-046	8	COIL HY 03012600 12V 1.5A
8		273-012	1	CARTRIDGE H/F CP10-20-N CAVITY PLUG 2W
9		273-008	1	CARTRIDGE SV10-40-0-N-00
10		253-421	1	COIL H/F 4301892 D-10 12V 1.67A DIODE

## Hydraulic Block





## ILLUSTRATED PARTS LIST

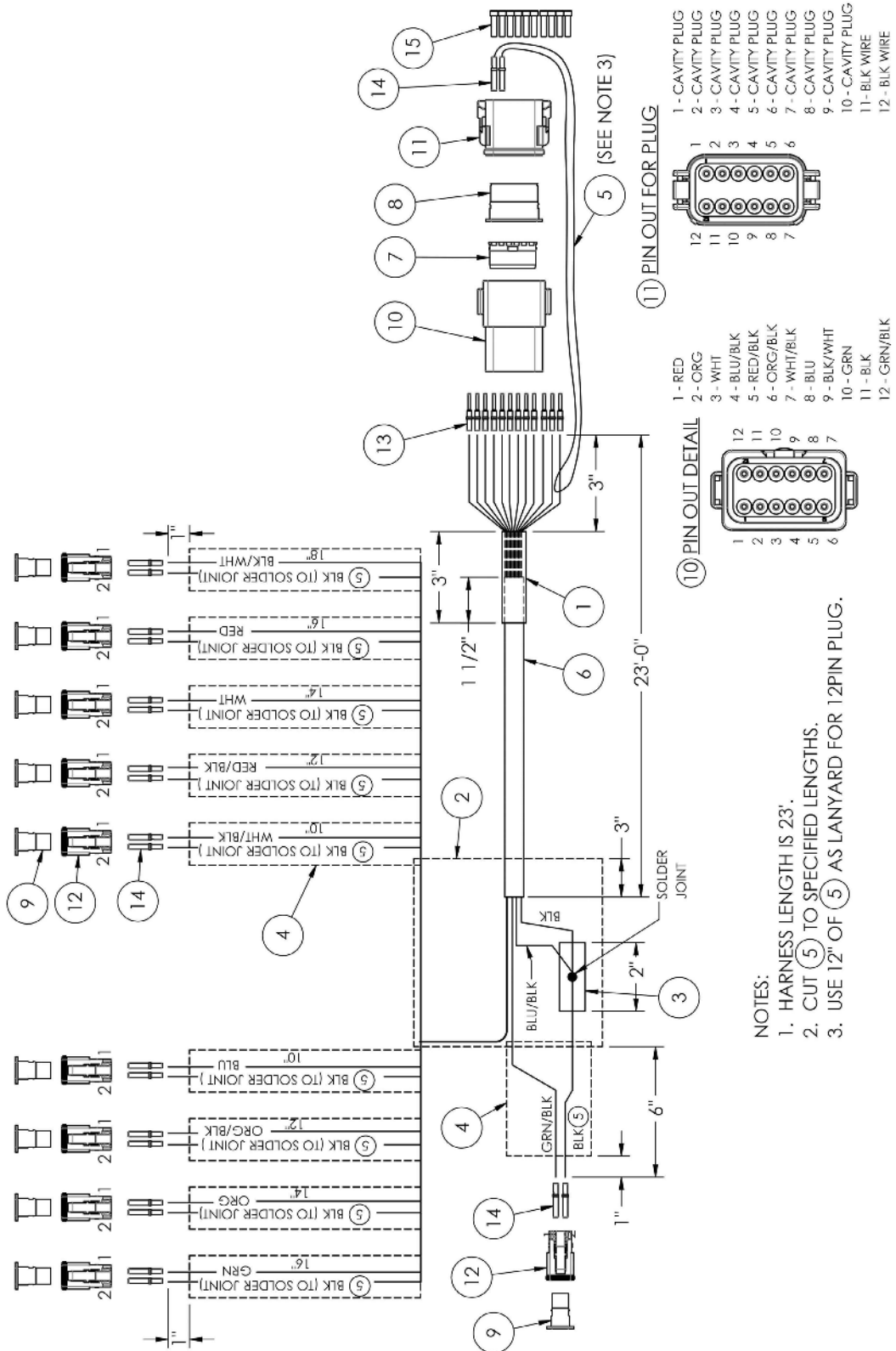
### Hydraulic Block Parts List

ITEM	PART NO.	VENDOR PART NO.	QTY.	DESCRIPTION
0		302-822	1	HYDRAULIC BLOCK (ITEMS 1-13)
1		210-393	4	FITTING 6400-6-6/S-MJ-MO ZINC NICKEL PLATED
2		210-398	1	FITTING 6400-8-8/S-MJ-MO ZINC NICKEL PLATED
3		210-440	4	FITTING 6400L-6-6/S-MJ-MO ZINC NICKEL PLATED
4		210-441	1	FITTING 6402-8-8/S-MO-FJSW
5		232-050	1	DECAL S/N SILVER
6		232-058	1	DECAL FASSE BLACK/GOLD 1"X.75"
7		253-046	8	COIL HY 03012600 INTG DUET RCPT 12V 1.5A
8		253-421	1	COIL H/F 4301892 D-10 INTG DEUT DTR 12V 1.67A DIODE
9		270-092	1	HYDRAULIC BLOCK S11204-2 4CIR AL BYPASS 804
10		271-040	1	CHECK VALVE VON 1908-8-8/S-MJ-MJ ZINC NICKEL
11		273-008	1	CARTRIDGE H/F SV10-40-0-N-00 SPL 4W 2P
12		273-012	1	CARTRIDGE H/F CP10-20-N CAVITY PLUG 2W
13		273-077	8	CARTRIDGE HY WS08W-01-C-N-0 BI DIR POP 2/2 NC

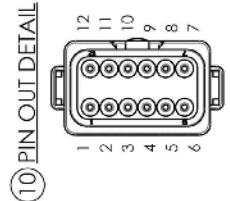


# ILLUSTRATED PARTS LIST

## Fasse Block Harness Block Assembly



- 1 - CAVITY PLUG  
 2 - CAVITY PLUG  
 3 - CAVITY PLUG  
 4 - CAVITY PLUG  
 5 - CAVITY PLUG  
 6 - CAVITY PLUG  
 7 - CAVITY PLUG  
 8 - CAVITY PLUG  
 9 - CAVITY PLUG  
 10 - CAVITY PLUG  
 11 - BLK WIRE  
 12 - BLK WIRE
- 1 - RED  
 2 - ORG  
 3 - WHT  
 4 - BLU/BLK  
 5 - RED/BLK  
 6 - ORG/BLK  
 7 - WHT/BLK  
 8 - BLU  
 9 - BLK/WHT  
 10 - GRN  
 11 - BLK  
 12 - GRN/BLK



- NOTES:  
 1. HARNESS LENGTH IS 23'.  
 2. CUT (5) TO SPECIFIED LENGTHS.  
 3. USE 12" OF (5) AS LANYARD FOR 12PIN PLUG.

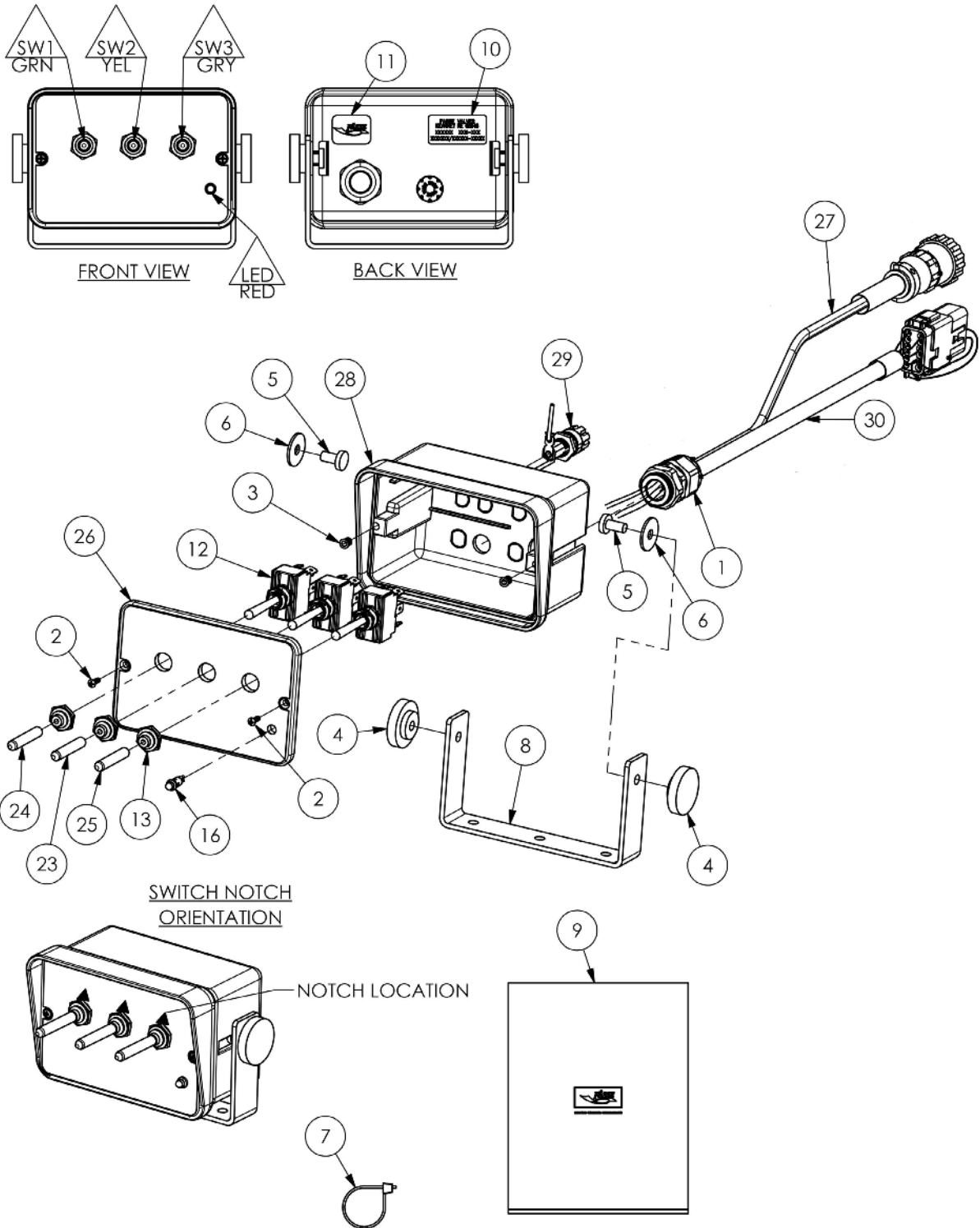


## ILLUSTRATED PARTS LIST

### Fasse Block Harness Parts List

ITEM	PART NO.	VENDOR PART NO.	QTY.	DESCRIPTION
0		304-143	1	FASSE VALVE HARNESS
1		231-009	3"	SHRINK TUBING .500" BLACK
2		231-011	6"	SHRINK TUBING .750" BLACK DUAL WALL
3		231-013	1"	SHRINK TUBING .250" BLACK DUAL WALL
4		231-187	128"	SHRINK TUBING .187" BLACK
5		252-058	14'	WIRE 18GA BLACK
6		252-064	25'	CABLE 12CONNECTOR 18GA PVC GRAY
7		255-214	1	CONNECTOR DEUTSCH LOCK WEDGE 12 PIN DTR GREEN
8		255-215	1	CONNECTOR DEUTSCH LOCK WEDGE 12 PIN DTP ORANGE
9		255-505	10	CONNECTOR DEUTSCH LOCK WEDGE 2 PIN DTP ORANGE
10		255-755	1	CONNECTOR DEUTSCH DT RCPT 12 PIN KEY A
11		255-756	1	CONNECTOR DEUTSCH DT PLUG 12 PIN KEY A
12		255-801	10	CONNECTOR DEUTSCH DT PLUG 2 PIN
13		255-977	12	CONNECTOR DEUTSCH PIN 16-18GA
14		255-978	22	CONNECTOR DEUTSCH SOCKET 16-18GA
15		255-979	10	CONNECTOR DEUTSCH CAVITY PLUG

## Switch Box





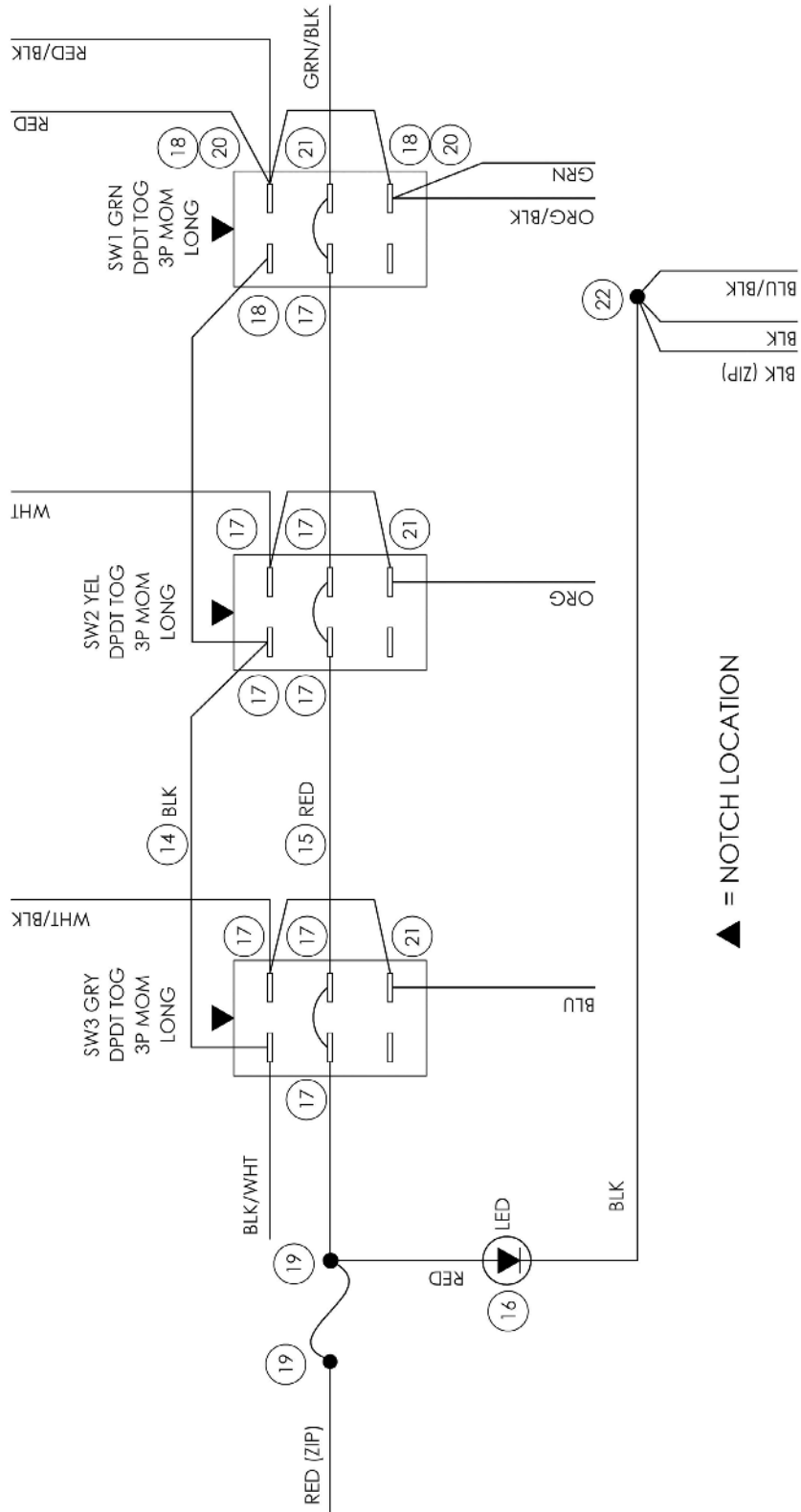
# ILLUSTRATED PARTS LIST

## Switch Box Parts List

ITEM	PART NO.	VENDOR PART NO.	QTY.	DESCRIPTION
0		304-141	1	SWITCH BOX COMPLETE (ITEMS 1-30)
1		210-710	1	STRAIN RELIEF HEYCO .23"- .54"ID, HOLE DIAMETER .886"
2		212-184	2	SCREW PHILLIPS PAN #6-32X3/8" BLACK
3		212-202	2	SCREW INSERT BRASS #6-32X3/8"
4		212-215	2	KNOB FEMALE 1/4"-20
5		212-231	2	SCREW WELDED 1/4"-20X.625"
6		213-335	2	WASHER NYLON FLAT 1/4"-20
7		214-002	3	CABLE TIE BLACK 8.5"
8		219-300	1	BRACKET, MONITOR BLACK ALUMINUM
9		230-057	1	BAG POLY 14X18 2MIL LOGO
10		232-050	1	DECAL S/N SILVER
11		230-058	1	FASSE DECAL
13		250-023	3	BOOT TOGGLE 15/32" OPEN BACK
16		254-350	1	LED RED T-1 3/4 PANEL MOUNT 12V 6" LEADS
23		259-022	1	GRIP TOGGLE VINYL YELLOW .187"
24		259-023	1	GRIP TOGGLE VINYL GREEN .187"
25		259-027	1	GRIP TOGGLE VINYL GRAY .187"
26		304-040	1	ENCL DRILL FP MONITOR SW3 F00204
27		304-001	1	HARNESS 2 CON 14GA AMP PLUG 3P(2) 8'
28		319-725	1	ENCLOSED MONITOR BOX 4.75"X3"X2"
29		319-769	1	FUSE HOLDER ASSEMBLY AGC 10A 250V
30		320-714	1	HARNESS 12CON 18GA KEY A DTP12P(12) 11' END CAP F00204

## Switch Box

SWITCH WIRING DIAGRAM







## ILLUSTRATED PARTS LIST

### Switch Box Parts List

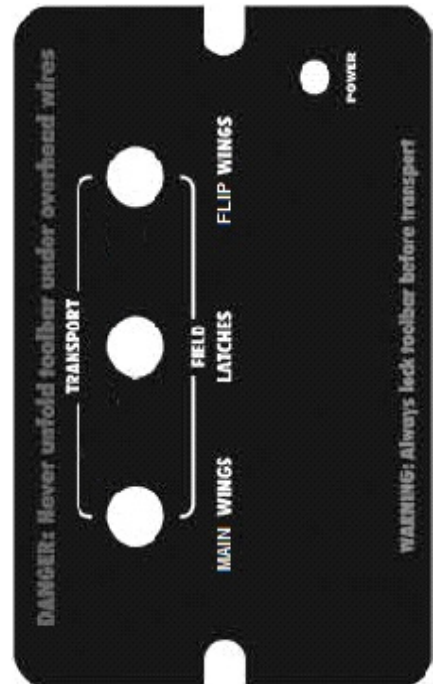
ITEM	PART NO.	PART NO.	QTY.	DESCRIPTION
0		304-141	1	SWITCH BOX COMPLETE (ITEMS 1-30)
14		252-058	12"	WIRE 18 GAUGE BLACK
15		252-059	14"	WIRE 18 GAUGE RED
16		254-350	1	LED RED T-1 3/4 PANEL MOUNT 12V 6" LEADS
17		255-002	8	TERMINAL PO T-TAP F 18-14GA
18		255-006	3	TERMINAL PO F INS 22-18GA
19		255-030	2	TERMINAL SPLICE CLOSED END 16-18GA
20		255-070	2	TERMINAL PO M/F 16-14GA
21		255-119	3	TERMINAL PO F INS 16-14GA
22		255-285	1	TERMINAL SPLICE CLOSED END LARGE 14-16GA



# ILLUSTRATED PARTS LIST

## Control Box Operation and Pin-out

Pin-out Table - A Series Fold Block		(Correlates to Fasse 304-141 and 303-228, FAST p/n 630051)		700-0804-4004		
Switch No.	Switch Positions	Signal Wires	Pin-Out Locations	Hydraulic Valve Circuits Pressure Port	Hydraulic Valve Circuits Tank Port	Function
1 - Green	Up	Red, Red/Black, Orange/Black, Green	1, 5, 6, 10	C1, C3	C5, C7	Main Wings - Transport
	Center	Off				Off
	Down	Red, Red/Black, Orange/Black, Green, Black/White	1, 5, 6, 10, 9	C7	C3	Main Wings - Field
2 - Yellow	Up	White, Orange	3, 2	C2	C6	Latches - Transport
	Center	Off				Off
	Down	White, Orange, Black/White	3, 2, 9	C6	C2	Latches - Field
3 - Grey	Up	Blue, White/Black	8, 7	C4	C8	Flip Wings - Transport
	Center	Off				Off
	Down	Blue, White/Black, Black/White	8, 7, 9	C8	C4	Flip Wings - Field
		<b>Ground Wires</b>				
		Black	11			
		Blue/Black	4			
		<b>Constant Power</b>				
		Green/Black	12			





## ILLUSTRATED PARTS LIST

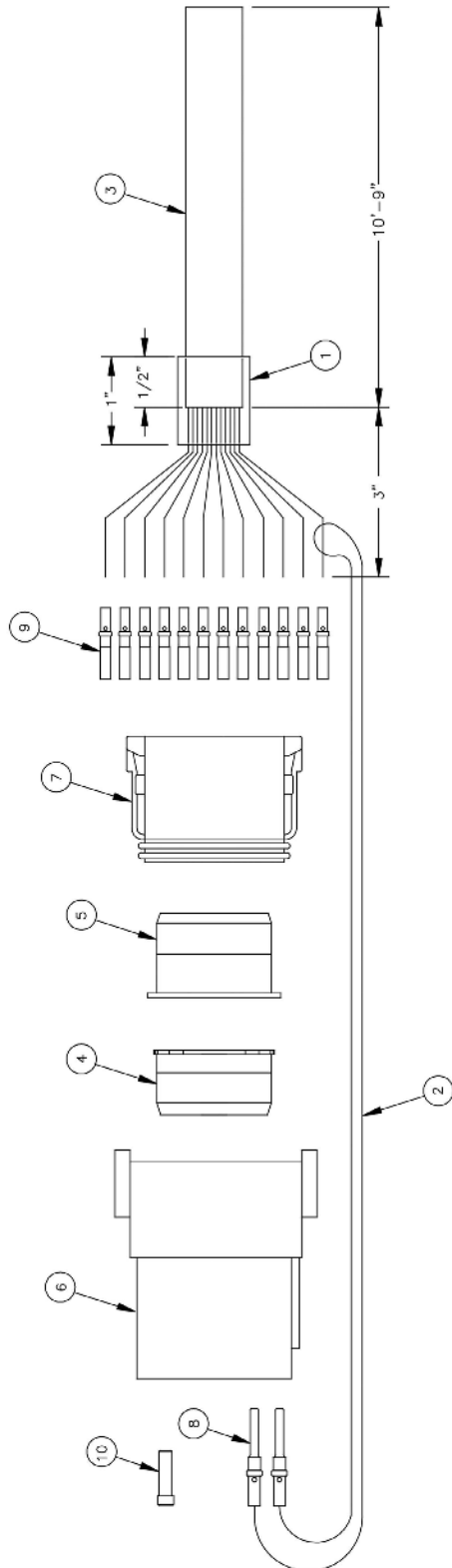
---





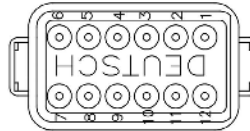
# ILLUSTRATED PARTS LIST

## Switch Box Harness



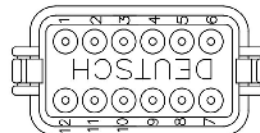
PIN OUT DETAIL FOR RECEPT

- 1-CAVITY PLUG
- 2-CAVITY PLUG
- 3-CAVITY PLUG
- 4-BLK WIRE
- 5-CAVITY PLUG
- 6-CAVITY PLUG
- 7-CAVITY PLUG
- 8-CAVITY PLUG
- 9-CAVITY PLUG
- 10-CAVITY PLUG
- 11-BLK WIRE
- 12-CAVITY PLUG



PIN OUT DETAIL FOR PLUG

- 1-RED
- 2-GRN
- 3-WHT/BLK
- 4-BLU/BLK
- 5-BLU/BLK
- 6-GRN/BLK
- 7-WHT/BLK
- 8-BLU/BLK
- 9-BLU/BLK
- 10-GRN
- 11-BLK
- 12-GRN/BLK



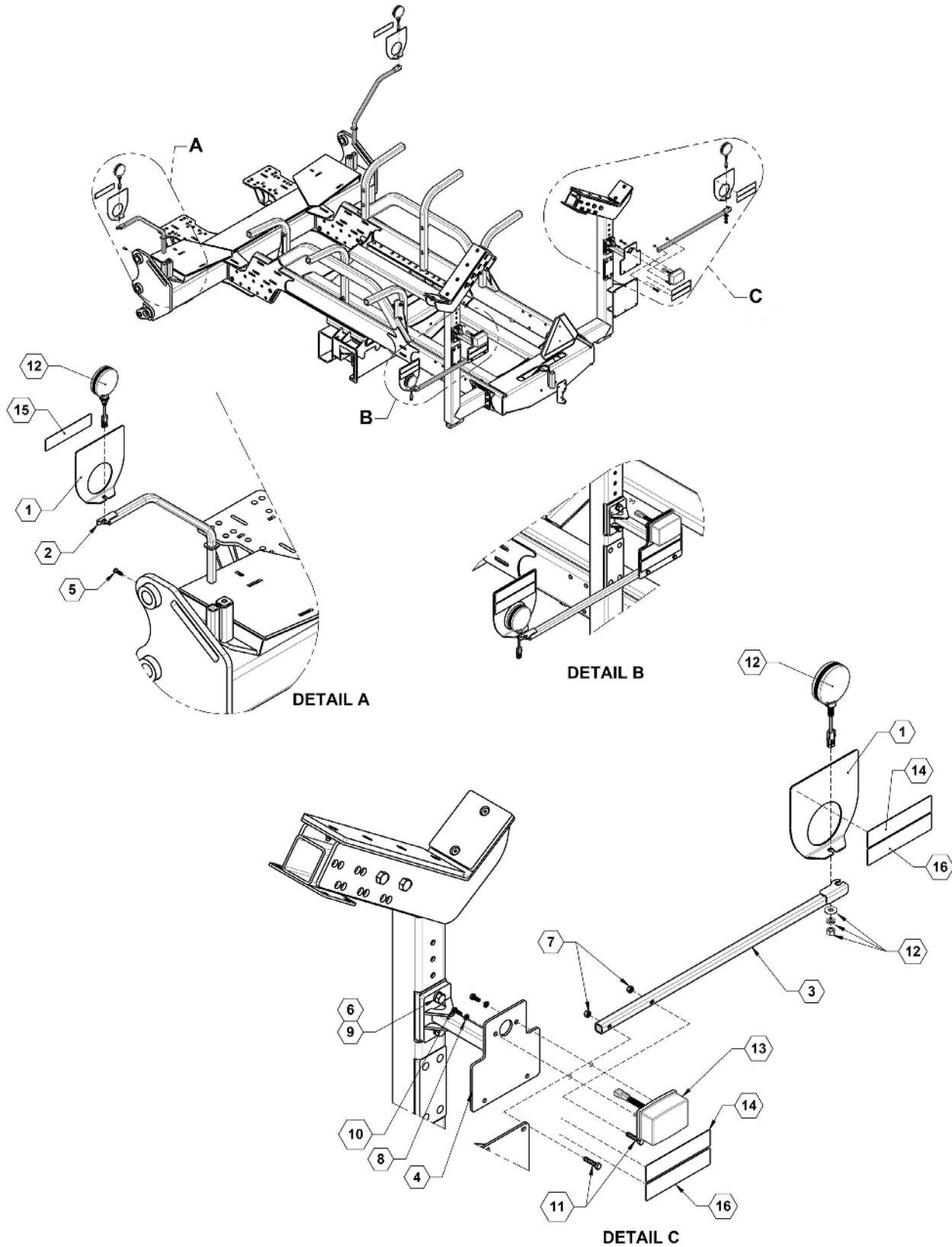


## ILLUSTRATED PARTS LIST

### Switch Box Harness Parts List

ITEM	PART NO.	VENDOR PART NO.	QTY.	DESCRIPTION
0		320-714	1	COMPLETE HARNESS (ITEMS 1-10)
1		231-009	1"	SHRINK TUBING .500" BLACK
2		252-058	12"	WIRE 18GA BLACK
3		252-064	11'	CABLE 12CONNECTOR 18GA PVC GRAY
4		255-214	1	CONNECTOR DEUTSCH LOCK WEDGE 12 PIN DTR GREEN
5		255-215	1	CONNECTOR DEUTSCH LOCK WEDGE 12 PIN DTP ORANGE
6		255-755	1	CONNECTOR DEUTSCH DT RCPT 12 PIN KEY A
7		255-756	1	DT PLUG 12P KEY A
8		255-977	2	PIN 16-18GA
9		255-978	12	SOCKET 16/18GA
10		255-979	10	CAVITY PLUG

## Lighting and Marking Assembly





## ILLUSTRATED PARTS LIST

### Lighting and Marking Assembly Parts List

ITEM	PART NO.	QTY.	DESCRIPTION
0	740046	1	HARNESS, LIGHT, NORTH AMERICA
0	740048	1	HARNESS, LIGHT, INTERNATIONAL
1	26902	4	PLATE, LIGHT BRACKET
2	26903	2	LIGHT ARM
3	26908	2	REAR LIGHT ARM
4	27902	2	LIGHT MOUNT
5	596128M	2	BOLT, HH 3/8-16 X 1 GR5 MAGNI
6	596171M	4	BOLT, HH 5/8-11X2.5 GR5 MAGNI
7	596237M	4	NUT, CENTERLOCK 3/8-16 MAGNI
8	596249M	4	LOCKWASHER 5/16 MAGNI
9	596253M	4	LOCKWASHER 5/8 MAGNI
10	596737M	4	BOLT, HH 8-1.25 X 20MM 8.8 MAGNI
11	596801M	4	BOLT, HH 3/8-16 X 1-3/4 MAGNI
12	740024	4	AMBER WARNING LIGHT
13	740025	2	RED TAIL LIGHT
14	800109	4	DECAL, RED REFLECTOR
15	800110	2	DECAL, AMBER REFLECTOR
16	800111	4	DECAL, ORANGE REFLECTOR



---

## NOTES





FAST GLOBAL SOLUTIONS

4130 Commerce Boulevard

Windom, MN 56101

1-800-772-9279 Toll Free

1-507-427-3861 Voice

1-507-427-3030 Fax

[www.fastsprayers.com](http://www.fastsprayers.com)