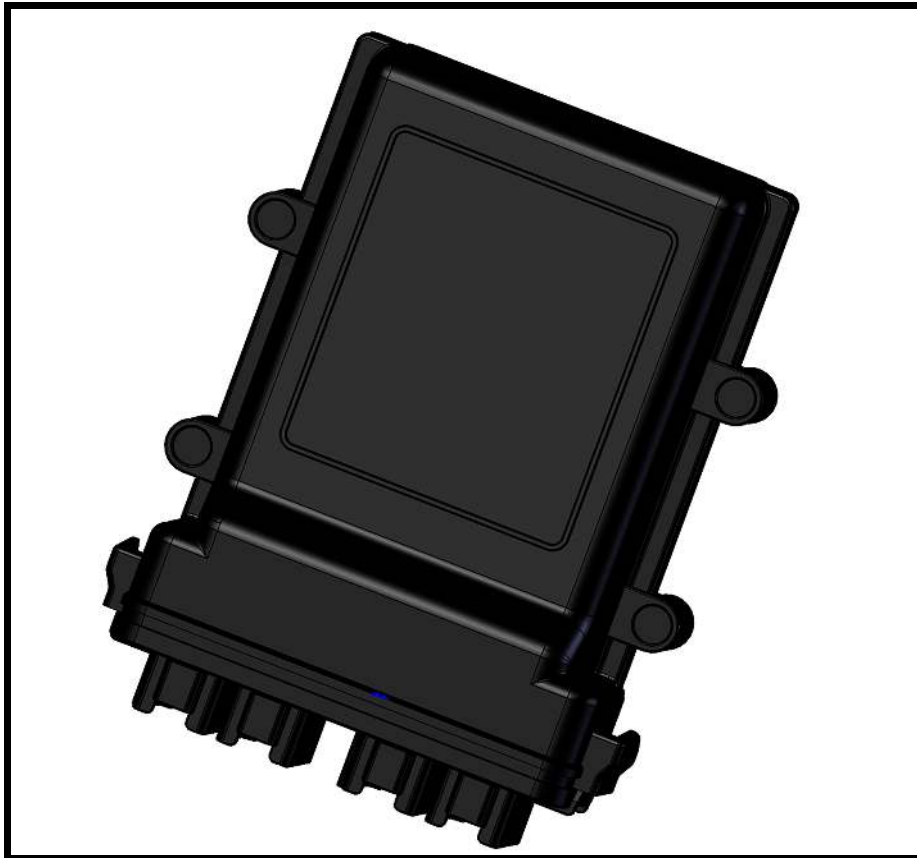


FAST™

AG SOLUTIONS



RAVEN HAWKEYE SETUP MANUAL

[Click here for Raven Complete Setup Instructions](#)

[Click here for Raven Quick Start Guide](#)

[Click here for Raven Installation Instructions](#)



FAST GLOBAL
SOLUTIONS



CALIBRATION REFERENCE SHEET

Record settings and calibration values used when programming the system in the fields below and keep this sheet for future reference.

GENERAL IMPLEMENT INFORMATION

UNITS	US (Acres)	SI (Hectares)	Nozzle Spacing		Boom Offset	
Speed Cal			Tip Size		Boom	
Section Widths (Boom Cal)						
1.	5.	9.	13.			
2.	6.	10.	14.			
3.	7.	11.	15.			
4.	8.	12.	16.			

TANK FILL SETTINGS

Tank Capacity		Low Tank Limit	
Fill Flow Meter Cal		Units	

PRODUCT CONTROL SETTINGS

Min. Pump PWM		Max. Pump PWM	
Standby Pump PWM		Pump PWM Frequency	
Minimum Nozzle PWM		(Flow) Meter Cal	
Units		Response Sensitivity	
Deadband			

PRESSURE SETTINGS

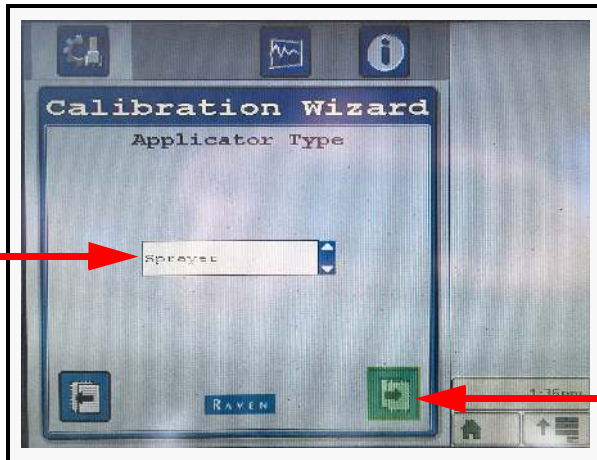
Response Rate		Min. Pressure	
Max. Pressure		0-250 psi or 0-150 psi	



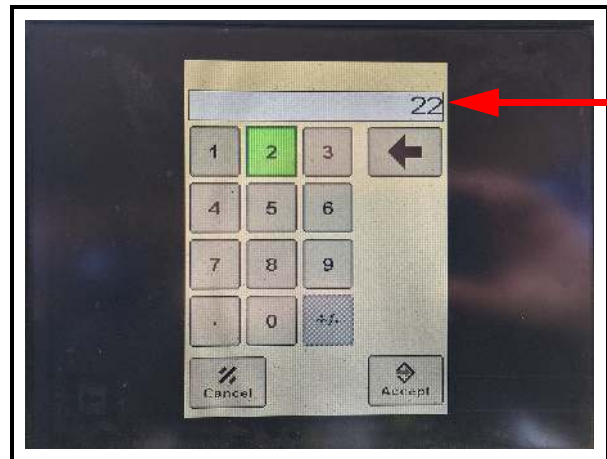
EXAMPLE NOZZLE SETTINGS

Hawkeye 90 foot 15" spacing			Hawkeye 90 foot 20" spacing			Hawkeye 120 foot 15" spacing		
SECTIONS	TIPS	INCHES	SECTIONS	TIPS	INCHES	SECTIONS	TIPS	INCHES
1	3	45	1	3	60	1	6	90
2	3	45	2	3	60	2	6	90
3	5	75	3	3	60	3	6	90
4	6	90	4	3	60	4	6	90
5	6	90	5	3	60	5	6	90
6	5	75	6	4	80	6	6	90
7	5	75	7	4	80	7	6	90
8	3	45	8	4	80	8	6	90
9	3	45	9	4	80	9	6	90
10	5	75	10	4	80	10	6	90
11	5	75	11	4	80	11	6	90
12	6	90	12	3	60	12	6	90
13	6	90	13	3	60	13	6	90
14	5	75	14	3	60	14	6	90
15	3	45	15	3	60	15	6	90
16	3	45	16	3	60	16	6	90
TOTAL	72	1080	TOTAL	54	1080	TOTAL	96	1440
Hawkeye 120 foot 20" spacing			Hawkeye 132 foot 22" spacing					
SECTIONS	TIPS	INCHES	SECTIONS	TIPS	INCHES			
1	3	60	1	3	66			
2	3	60	2	3	66			
3	5	100	3	5	110			
4	6	120	4	6	132			
5	6	120	5	6	132			
6	5	100	6	5	110			
7	5	100	7	5	110			
8	3	60	8	3	66			
9	3	60	9	3	66			
10	5	100	10	5	110			
11	5	100	11	5	110			
12	6	120	12	6	132			
13	6	120	13	6	132			
14	5	100	14	5	110			
15	3	60	15	3	66			
16	3	60	16	3	66			
TOTAL	72	1440	TOTAL	72	1584			

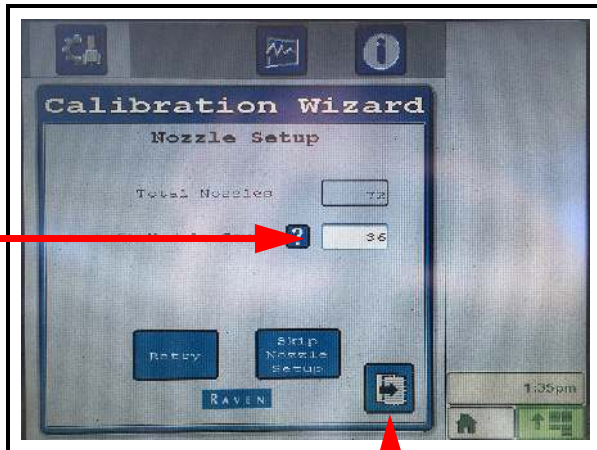
RAVEN HAWKEYE SETUP



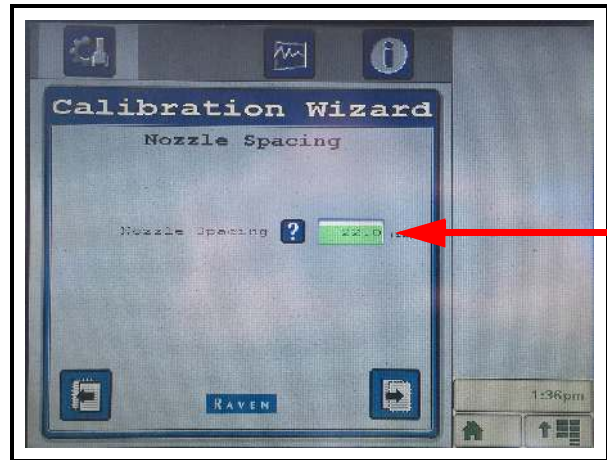
Select Machine Type:
For Sprayers use: "Sprayer"
For Applicators use "Liquid Fert. Tool"
Press Next.



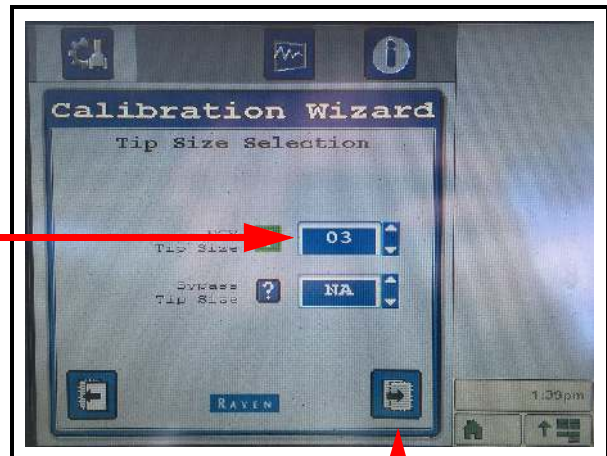
Enter nozzle spacing in inches.
Press Accept.



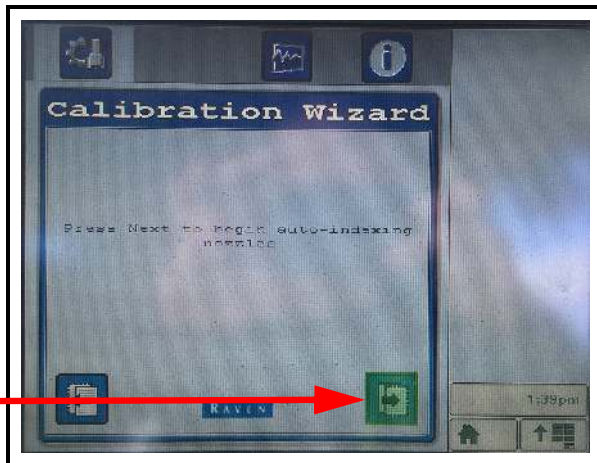
Enter left nozzle count.
Press Next.



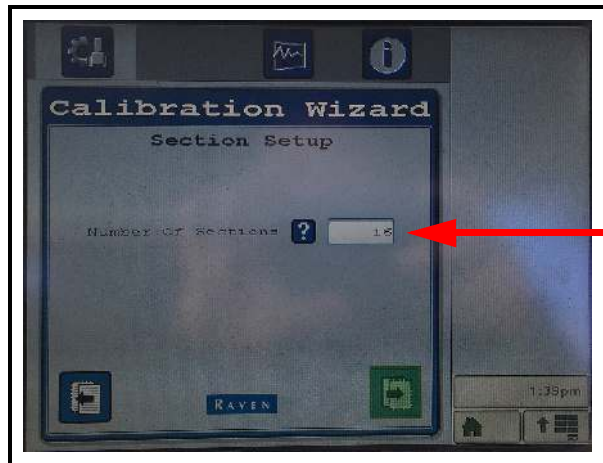
Nozzle spacing entered.
Press Next.



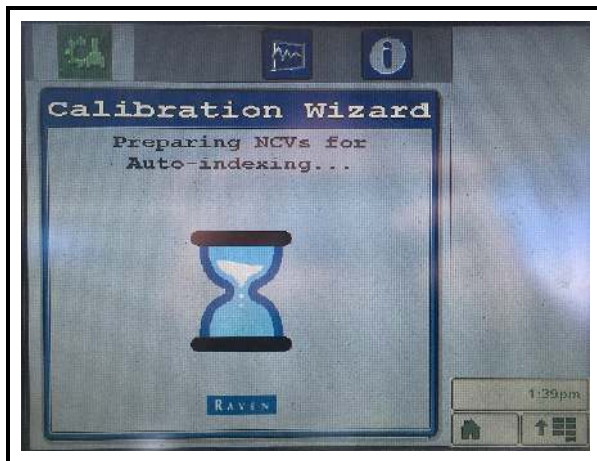
Enter NCV tip size.
Press Next.



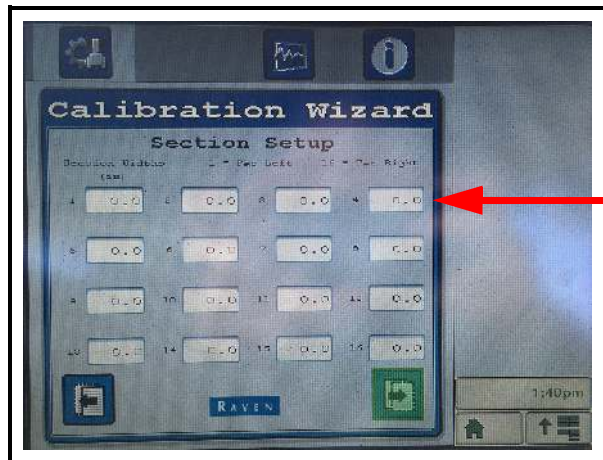
Press next to start auto indexing nozzles.



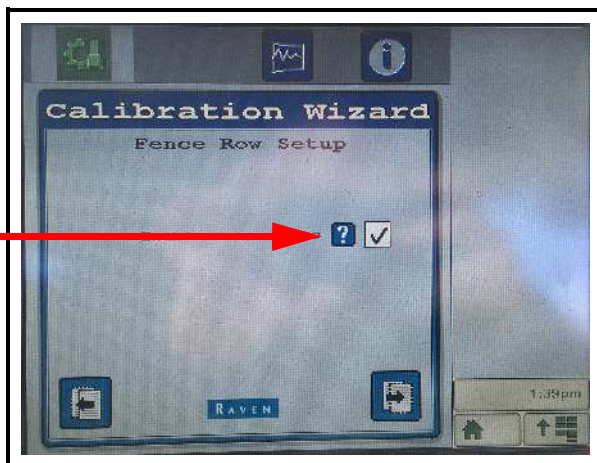
Enter number of boom sections.
Press next.



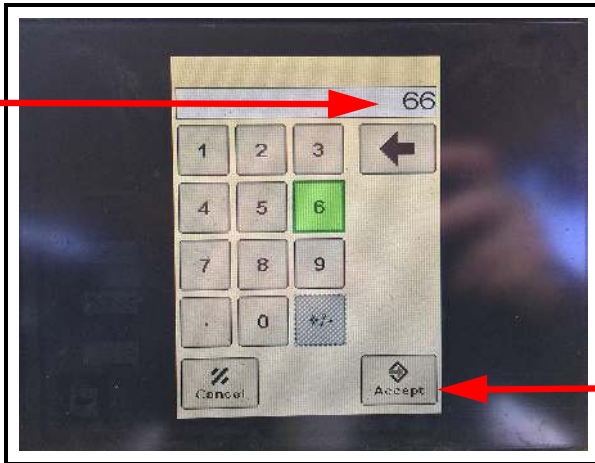
Auto indexing is preparing.



Enter boom section widths in inches for each boom section.
Press Next.



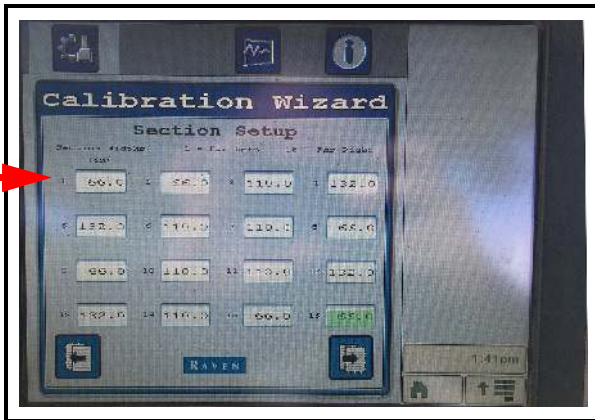
Place a check mark in to enable fence rows.
Press Next.



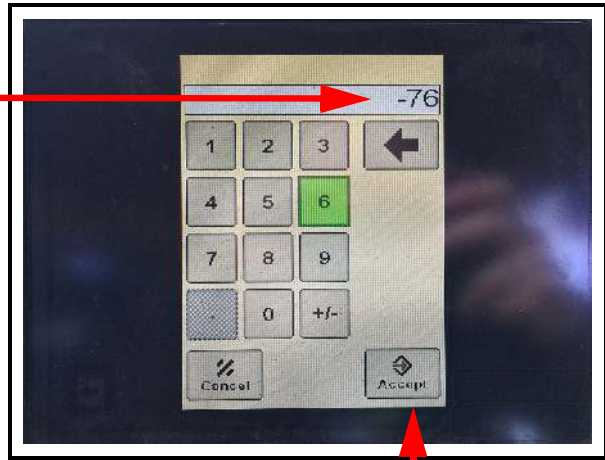
Click each field and enter the value. See manufacturer nozzle tip charts. Press Accept.



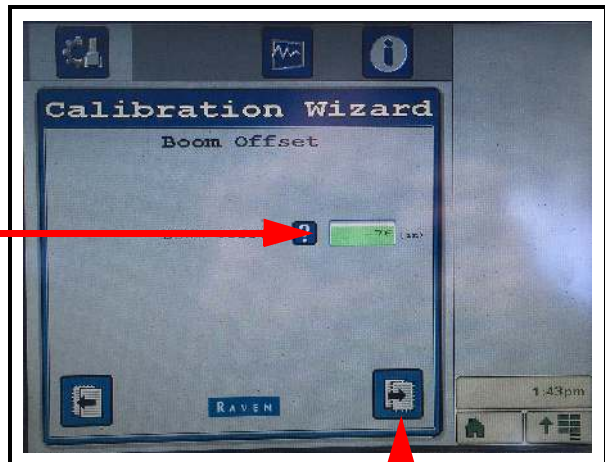
Enter the boom offset number in inches. Press Next.



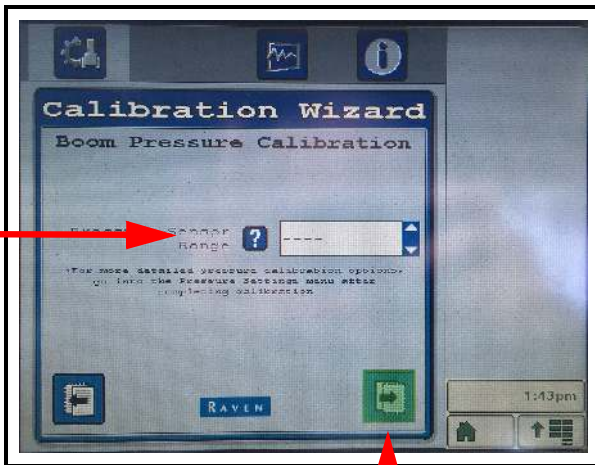
Repeat until each boom section has the correct value entered. Press Next.



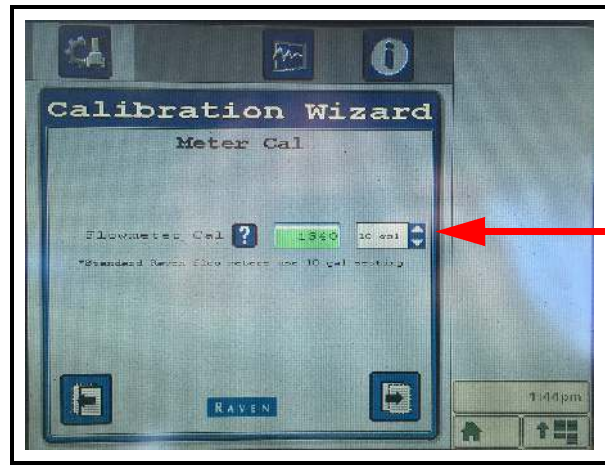
Click field, enter the value. Click Accept.



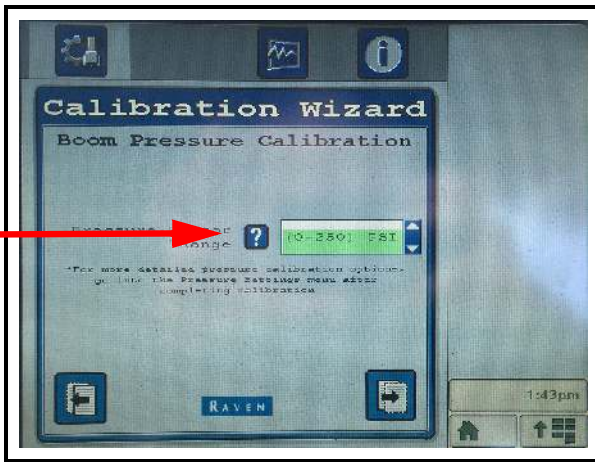
Boom offset entered. Press Next.



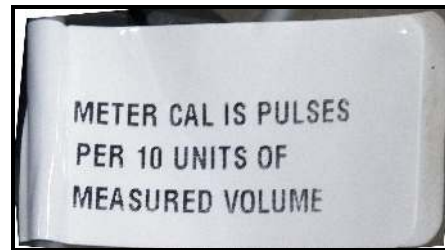
Boom calibration wizard.
Press Next.



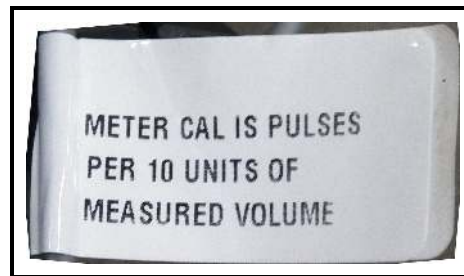
Flowmeter calibration number entered.
Press Next.



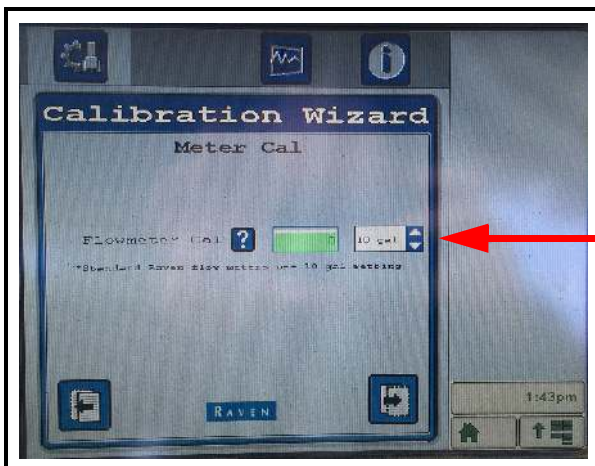
Enter the pressure sensor range.
Press Next.



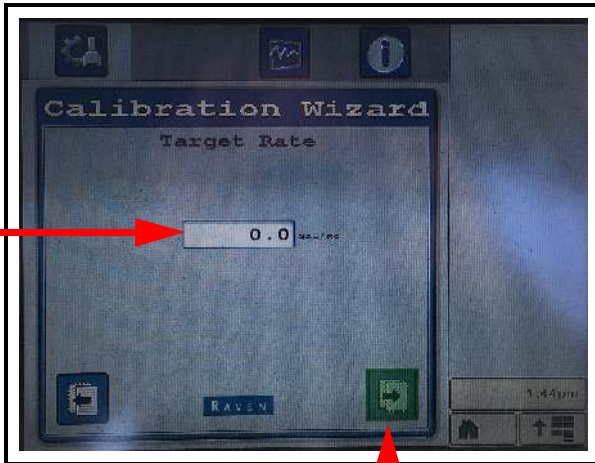
Flowmeter tag Pulse/Units number.



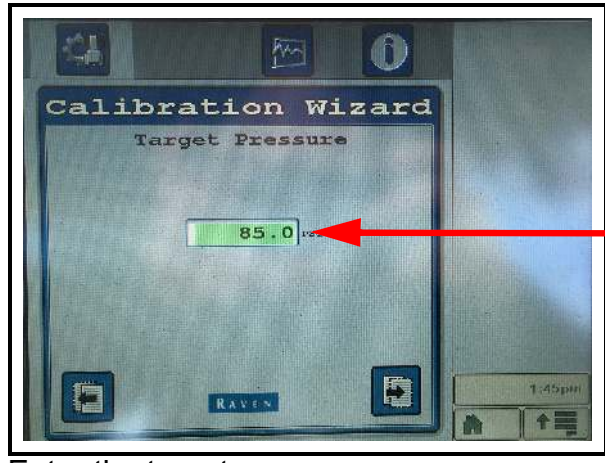
Flowmeter tag Pulse/Units number.



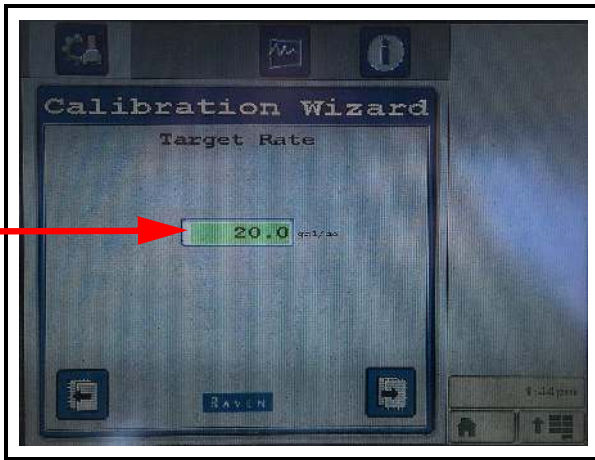
Enter the flowmeter calibration number.
Press Next.



Enter the target rate.
Press Next.



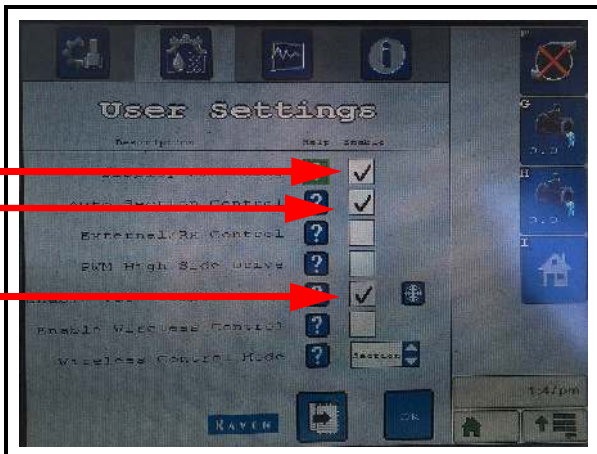
Enter the target pressure.
Consult your chemical Dealer for proper settings.
Press next.



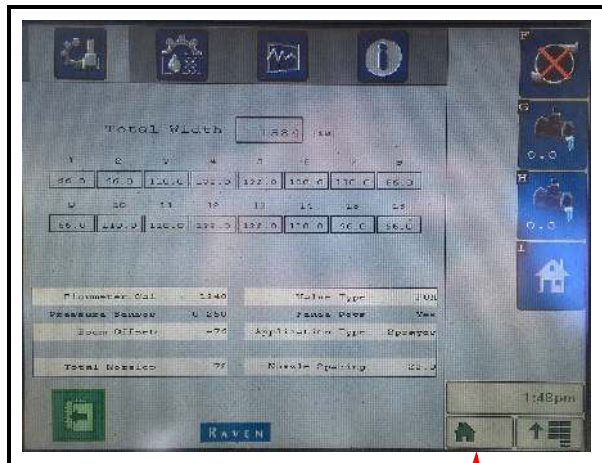
Target rate entered.
Consult your chemical Dealer for proper settings.
Press Next.



Home screen.
Press the tools button.



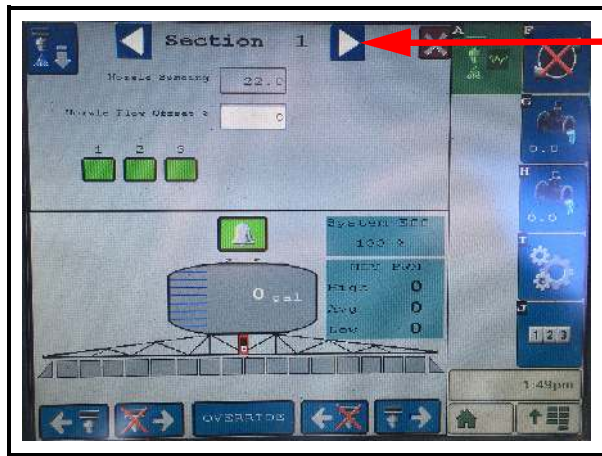
Check the following boxes in the user settings screen.
Press Next.



Review and verify settings.
Press Home.



Calibration summary screen.
Select Standard.
Select Virtual.
Press Next.



Boom section 1 screen.
Use arrows to scroll through to view each section.



NOTES



FAST GLOBAL
SOLUTIONS



FAST GLOBAL SOLUTIONS

4130 Commerce Boulevard

Windom, MN 56101

1-800-772-9279 Toll Free

1-507-427-3861 Voice

1-507-427-3030 Fax

www.fastsprayers.com