



8118 LIQUID FERTILIZER APPLICATOR PARTS MANUAL





Limited Warranty

FAST AG Solutions warrants to the buyer that the new machinery is free from defects in material and workmanship.

This warranty is only effective as to any new machinery which has not been altered, changed, repaired or treated since its delivery to the buyer, other than by FAST AG Solutions or its authorized dealers or employees, and does not apply to accessories, attachments, tools or parts, sold or operated with the new machinery, if they have not been manufactured by FAST AG Solutions.

FAST AG Solutions shall only be liable for defects in the materials or workmanship attributable to faulty material or bad workmanship that can be proved by the buyer, and specifically excludes liability for repairs arising as a result of normal wear and tear of the new machinery or in any other manner whatsoever, and without limiting the generality of the foregoing, excludes application or installation of parts not completed in accordance with this operator's manual, specifications, or printed instructions.

Written notice shall be given by registered mail, to the Manufacturer within seven (7) days after the defect shall have become apparent or the repairs shall have become necessary, addressed as follows:

FAST AG Solutions
4130 Commerce Boulevard
Windom, MN 56101

This warranty shall expire one (1) year after the date of delivery of the new machinery.

If these conditions are fulfilled, FAST AG Solutions shall at its own cost and at its own option either repair or replace any defective parts provided that the buyer shall be responsible for all expenses incurred as a result of repairs, labor, parts, transportation or any other work, unless FAST AG Solutions has authorized such expenses in advance.

The warranty shall not extend to any repairs, changes, alterations, or replacements made to the new equipment other than by FAST AG Solutions or its authorized dealers or employees.

This warranty extends only to the original owner of the new equipment.

Rubber parts (including tires, hoses, grommets) are not warranted.

This warranty is limited to the terms stated herein and is in lieu of any other warranties whether express or implied, and without limiting the generality of the foregoing, excluded all warranties, express or implied or conditions whether statutory or otherwise as to quality and fitness for any purpose of the new equipment. The Manufacturer disclaims all liability for incidental or consequential damages.

This Applicator is subject to design changes and FAST AG Solutions shall not be required to retrofit or exchange items on previously sold units except at its own option.

Warranty void if not registered.



FAST

LIQUID FERTILIZER APPLICATOR

Warranty Registration Form & Inspection Report

Warranty Registration

This form must be filled out by the dealer and signed by both the dealer and the customer at the time of delivery.

Customer Name				
Address				
City		State		Zip
Phone				
Dealer Name				
Address				
City		State		Zip
Applicator Model				
Serial Number				
Delivery Date				

DEALER INSPECTION REPORT

- All Fasteners Tight
- Wheel Bolts Torqued
- Hydraulic Hoses and Fittings Free and Tight
- Fertilizer Hoses and Fittings Free and Tight
- Wheel Drive Turns Freely
- Lubricate Machine
- Check Tire Pressure
- Frame and Wings Level
- Monitors and Controllers Function
- Wiring Harness Connected

SAFETY

- Safety Chain Installed
- All Guards Installed
- All Safety Signs Installed
- Reflectors, SMV and Lights Clean
- Review Operating and Safety Instructions

I have thoroughly instructed the buyer on the above described equipment which review included the Operator's Manual content, equipment care, adjustments, safe operation and applicable warranty policy.

Date _____

Dealer's Rep. Signature _____

The above equipment and Operator's Manual have been received by me and I have been thoroughly instructed as to care, adjustments, safe operation and applicable warranty policy.

Date _____

Owner's Signature _____

White - FAST
 Yellow - Dealer
 Pink - Customer



FAST 8118 SERIES APPLICATOR

APPLICATOR SERIAL NUMBER _____

DATE PURCHASED _____ / _____ / _____

TANK SIZE _____

NUMBER OF COULTERS _____

PUMP MANUFACTURER: (CIRCLE ONE)

ACE FMCSC-205F-HYD-304

ACE FMCSC-205F-HYD-304 PWM

ACE 255F-304 WET SEAL

ACE 255F-304 PWM WET SEAL

ACE FMC-750-HYD OASIS

ACE FMC-750 OASIS PWM

HYPRO 9306C-HM1C



General Information

All rights, especially copying and distribution rights are reserved. No part of this publication may be reproduced in any form or by any means, electronic or mechanical, including photocopying, without express written permission from FAST AG Solutions.

Parts information in this manual represents components installed when product was manufactured based upon the best available information. Modifications made subsequent to initial delivery are not included. Always verify the parts and color required when ordering parts.

If you have any questions, please contact your FAST AG Solutions Parts and Service Department.

Parts Ordering Guide

1. Provide the Serial Number of your Chassis or System when ordering.
2. Use the Part Number and Description when ordering parts.
3. Provide the Page Title and Page Number if required.

Parts Searching Guide

To search this PDF by keyword, name, description or part number, use **ctrl + f** for simple searches or **ctrl + shift + f** for advanced searches.

Explanation of Parts Lists

The parts lists are broken down sub-assemblies and listed in 4 columns:

- **ITEM** - These numbers are found on the illustration associated with the parts list.
 - o **NS** - This item is NOT SHOWN, included for reference.
- **QTY.** - This is the quantity of parts needed in an assembly.
 - o **AR** - The quantity of this item is AS REQUIRED for the location.
- **PART NO.** - These are the part numbers associated to the ITEM.
- **DESCRIPTION** - This is the description of the part.





Table of Contents

Section	Page
Limited Warranty	2
General Information	5
Table of Contents	7
8118 Cart	10
8118 Cart Parts List.....	11
8118 Cart Cont.	12
8118 Cart Parts List Cont.	13
Axles	14
Axles Parts List.....	15
Tire and Rim	16
Tire and Rim Parts List	17
1800 Tank	18
1800 Tank Parts List.....	19
Center Wing Section	20
Center Wing Section Parts List	21
Main and Flip Wings Section	22
Main and Flip Wings Section Parts List.....	23
Gauge Wheel	24
Gauge Wheel Parts List 19062L/R / 26860 / 26861	25
AP Coulter Assembly	26
Parts List 34471: AP Coulter Assembly	26
AP Coulter Base Assembly	27
Parts List 34470: AP Coulter Base Assembly	28
N669 Complete Hub with Square Hole with Triple Seal Assembly	29
Parts List 26891 / 730095ASSY: N669 Complete Hub with Square Hole with Triple Seal	29
AP Coulter Upper Casting Mounts	31
Parts List: AP Coulter Upper Casting Mounts	32
AP Coulter Injection Option Assembly	33
Parts List 90SAINJ: AP Coulter Injection Option Assembly	34
AP Coulter Blade Hardware Kit	35
Parts List 590278: AP Coulter Blade Hardware Kit	35
DEFENDER® for Injection Assembly	36
Parts List 17302 / 99CROPDEFENDER: DEFENDER® for Injection	36
AP Coulter Knife High Flow Knife Option	37
Parts List 37139: AP Coulter Knife High Flow Knife Option	38
AP Coulter Knife Option Assembly–Non-Adjustable (2022 and newer, backwards compatible)	39



ILLUSTRATED PARTS LIST

Parts List 34590: AP Coulter Knife Option Assembly–Non-Adjustable (2022 and newer, backwards compatible).....	40
AP Coulter Knife Stop Hardware Kit – Adjustable (2022 and older)	41
Parts List 99FCAPPKNIFE: AP Coulter Knife Stop Hardware Kit – Adjustable (2022 and older)	42
Decal Assembly.....	43
Parts List 17292: Decal Assembly	43
8118 3 Inch Quick Fill.....	44
8118 3 Inch Quick Fill Parts List	44
8100 3 Inch Quick Fill Plumbing with Strainer	45
8100 3 inch Quick Fill Plumbing Parts List 28206	45
8118 Tank to Pump Plumbing	47
8118 Tank to Pump Plumbing Parts List	48
ACE 205 Motor.....	49
ACE 205 Motor Parts List	49
ACE 304 Pump.....	50
ACE 304 Pump Parts List 550025	50
ACE 205-304 PWM Pump.....	51
ACE 205-304 PWM Pump Parts List 550035.....	52
ACE 255F -304 (PWM) Pump	53
ACE 255F -304 (PWM) Pump Parts List 550055 (550056)	54
ACE 750 Pump.....	55
ACE 750 Pump Parts List 550050	55
ACE 750 PWM Pump.....	57
ACE 750 PWM Pump Parts List 550044	57
Hypro 9306 Pump.....	59
Hypro 9306 Pump Parts List 550045	60
8118 Agitation	61
8118 Agitation Parts List.....	61
Toolbar Plumbing.....	62
Toolbar Plumbing Parts List	62
Pump to Ball Valve Plumbing.....	63
Pump to Ball Valve Plumbing Parts List	64
Raven Components	65
Raven Components Parts List	65
Raven SCS450 Console.....	66
Control Harness 155-0171-085	67
Control Harness 155-0159-856	68
Control Harness 155-0171-086	69
Fold Control Cab Box	70
Fold Control Cab Box Parts List.....	71

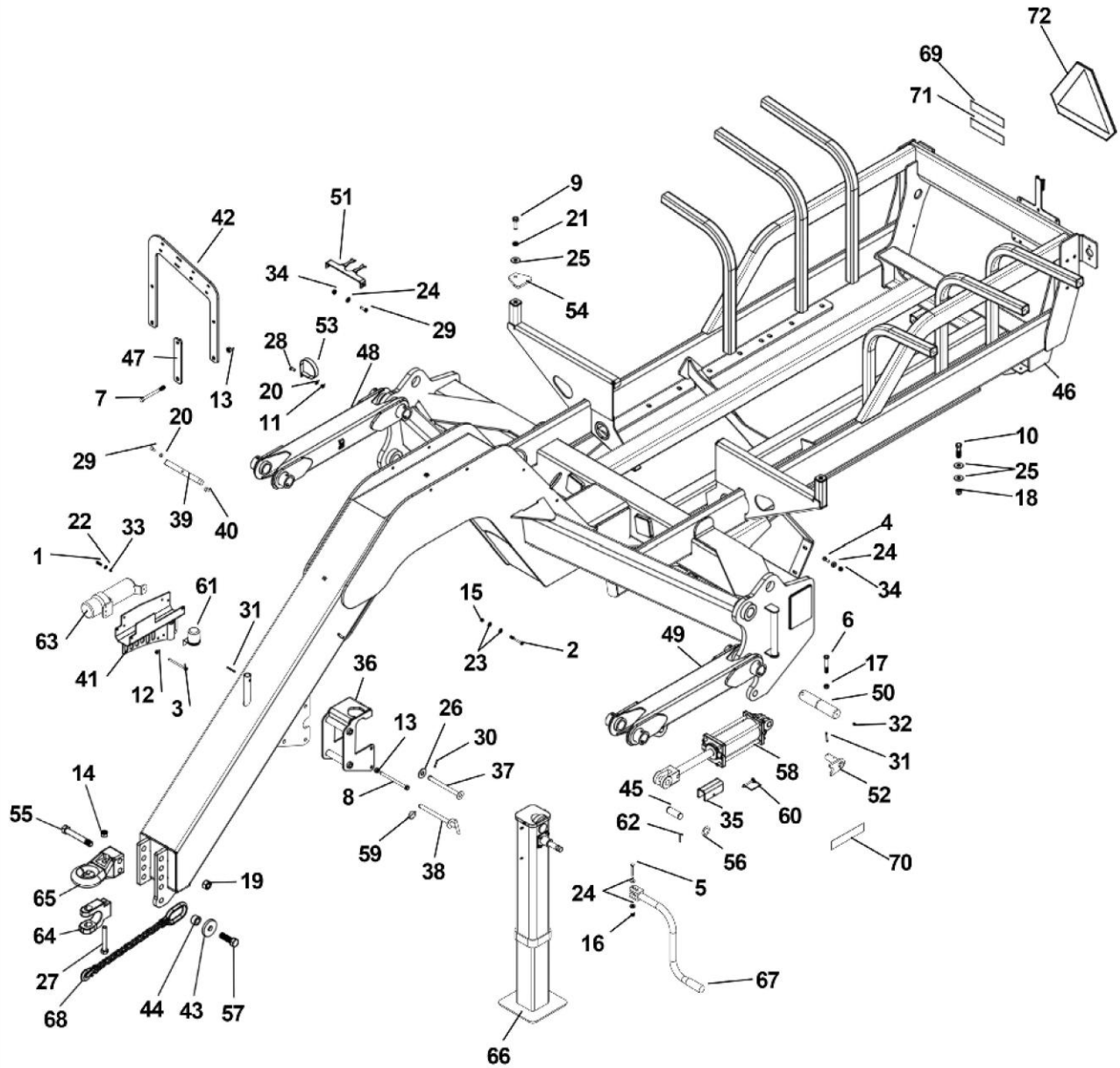


ILLUSTRATED PARTS LIST

Wiring Harness	72
Harness Connector	73
8118 Hydraulic Schematic	74
8118 Hydraulic Schematic Parts List.....	75
Hose Description	76
Hydraulic System for Pump	77
Hydraulic System for Pump Parts List.....	77
Toolbox Carrier	78
Toolbox Carrier Parts List.....	78
Kit Contents	79
Lighting	80
Lighting Parts List.....	80
Decals	81
Decal Parts List.....	81



8118 Cart



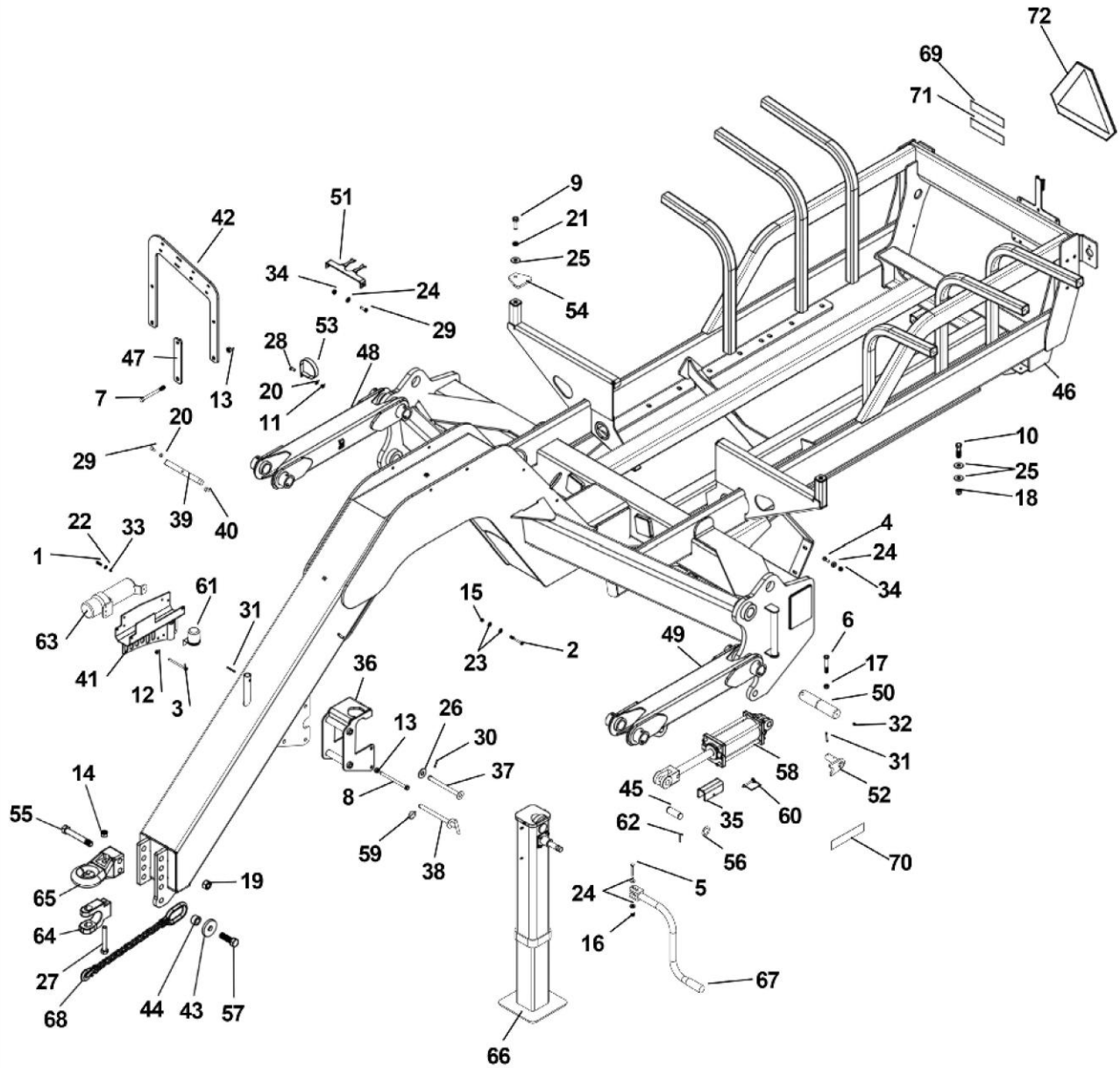


ILLUSTRATED PARTS LIST

8118 Cart Parts List

ITEM	PART NO.	QTY	DESCRIPTION
1	102	5	BOLT, 1/2 X 1" GRADE 5 ZP
2	119	1	BOLT, 5/16 X 3" GRADE 5 ZP
3	122	2	BOLT, 5/16 X 4-1/2" GRADE 5 ZP
4	129	2	BOLT, 3/8 X 1-1/2" GRADE 5 ZP
5	131	1	BOLT, 3/8 X 2-1/2" GRADE 5 ZP
6	157	8	BOLT, 1/2 X 3-1/2" GRADE 5 ZP
7	162	AR	BOLT, 1/2 6" GRADE 5 ZP
8	164	2	BOLT, 1/2 X 7" GRADE 5 ZP
9	170	2	BOLT, 5/8 X 2" GRADE 5 ZP
10	171	6	BOLT, 5/8 X 2-1/2" GRADE 5 ZP
11	213	2	NUT, 3/8" ZP
12	228	2	NUT, NYLOCK, 5/16" ZP
13	231	AR	NUT, NYLOCK, 1/2" ZP
14	233	1	NUT, NYLOCK, 3/4" ZP
15	236	1	NUT, CENTERLOCK, 5/16" ZP
16	237	1	NUT, CENTERLOCK, 3/8" ZP
17	239	8	NUT, CENTERLOCK, 1/2" ZP
18	240	6	NUT, CENTERLOCK, 5/8" ZP
19	242	3	NUT, CENTERLOCK, 1" ZP
20	250	4	WASHER, LOCK, 3/8" ZP
21	253	2	WASHER, LOCK, 5/8" ZP
22	256	5	1/4" FLAT WASHER ZP
23	257	2	WASHER, 5/16" ZP
24	258	6	WASHER, 3/8" ZP
25	261	14	WASHER, 5/8" ZP
26	262	1	WASHER, 3/4" ZP
27	390	1	BOLT, 3/4 X 5-1/2" GRADE 8 ZP
28	592	2	BOLT, CARRIAGE, 3/8 X 1" GRADE 5 ZP
29	616	4	BOLT, 3/8 X 1-1/4" GRADE 5 ZP
30	683	1	ROLL PIN, 1/4 X 1-1/2"
31	687	3	ROLL PIN, 1/4 X 2"
32	759	10	ZERK, 1/4" STRAIGHT PIPE
33	767	5	NUT, WHIZ, 1/4" ZP
34	769	4	NUT, WHIZ, 3/8" ZP
35	15159	2	5" CYLINDER STOP
36	15430	1	JACK HOLDER WELDMENT
37	15437	1	3/4" LINK PIN
38	15440	1	PIN, JACK, REMOVABLE
39	15558	2	BRACKET, HOSE
40	15566	2	TUBE, SPACER

8118 Cart Cont.



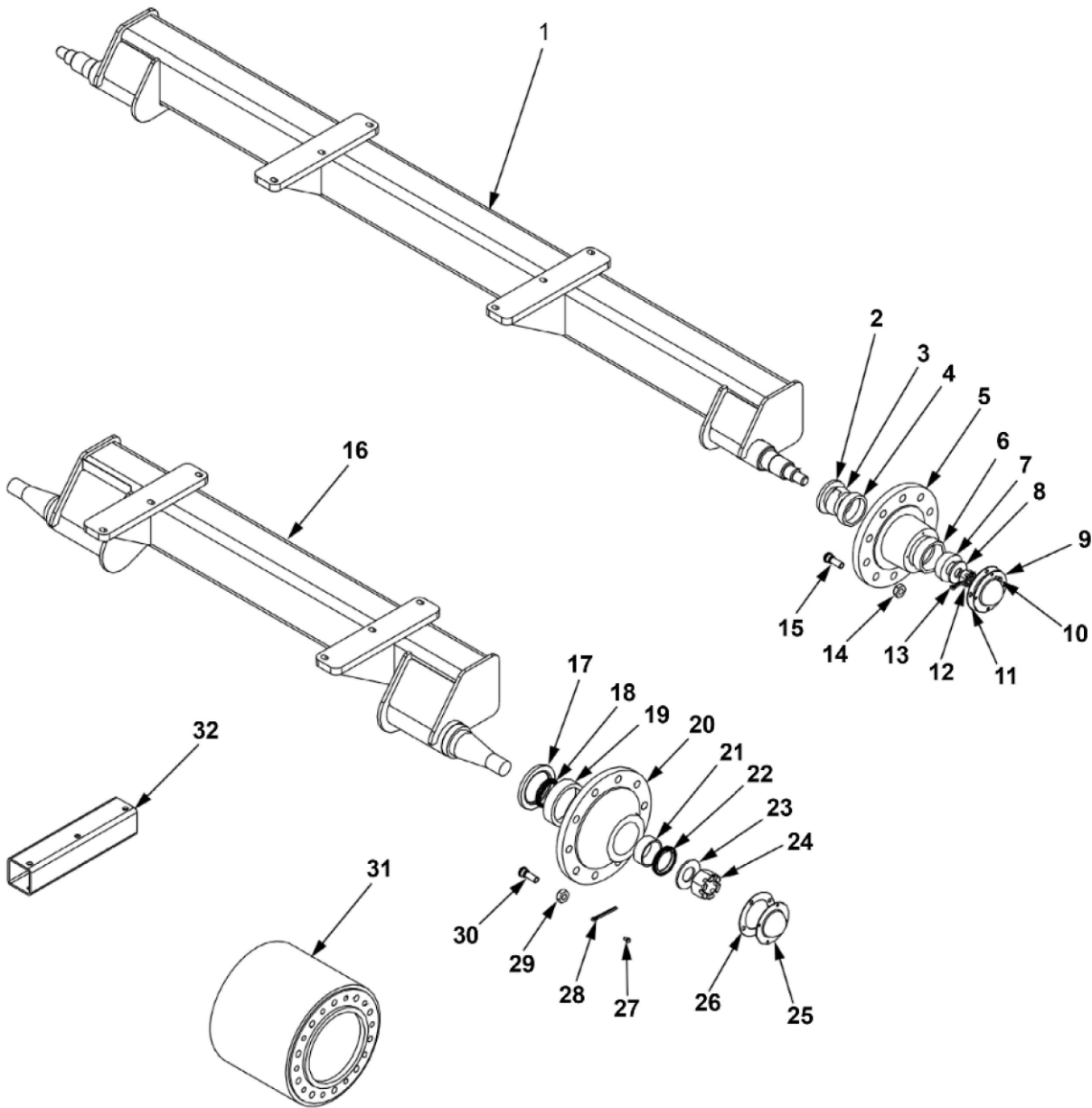


ILLUSTRATED PARTS LIST

8118 Cart Parts List Cont.

ITEM	PART NO.	QTY	DESCRIPTION
41	15810	1	HOSE HOLDER WELDMENT
42	15814	AR	PLATE, BALL VALVE MOUNT
43	15829	1	PLATE, SAFETY CHAIN WASHER
44	15835	1	DOM, SAFETY CHAIN SPACER
45	15846	2	PIN, CYLINDER, 1.25"
46	16892	AR	1800 GALLON FERTILIZER CART
47	16905	AR	PLATE, BOLT THROUGH
48	17820	2	LIFTARM, UPPER
49	17822	2	LIFTARM, LOWER
50	17823	8	PIN, TUBE LIFT ARM
51	18397	1	MOUNT, FLOW METER
52	18445	2	ANTI ROTATION PIN
53	540053	2	P-CLAMP, 4" WITH .38" HOLE
54	590023	2	1/2" UHMW HOLD DOWN TAB
55	590153	2	BOLT, 1 X 6-3/4" GRADE 5 ZP
56	590218	4	WASHER, 1-1/4" 14 GA ZP
57	590226	1	1 X 3-1/4" GRADE 5 ZP
58	620007	2	CYLINDER, 4 X 8" ASAE
59	710005	1	LYNCH PIN, 1/4 X 1-3/4" ZP
60	720001	2	SNAP PIN
61	740018	1	LIGHT HARNESS HOLDER
62	750033	4	5MM X 50MM SPRING PIN ZP
63	750048	4	MANUAL HOLDER
64	790002	1	HITCH, CAT 4, BOTTOM
65	790004	1	HITCH, CAT 4, TOP
66	790045	1	JACK, JOST, 25,000 LB LIFTING
67	790046	1	HANDLE, JOST JACK
68	790050	1	CHAIN, SAFETY, 30,000LB
69	800109	1	DECAL, RED REFLECTOR
70	800110	4	DECAL, AMBER REFLECTOR
71	800111	1	DECAL, ORANGE REFLECTOR
72	90ASMV	1	SMV ASSEMBLY
NS	15300	AR	2400 GALLON FERTILIZER CART
NS	590205	2	3/4" CYLINDER STOP
NS	590206	2	1" CYLINDER STOP
NS	590207	2	1-1/4" CYLINDER STOP
NS	590208	2	1-1/2" CYLINDER STOP

Axles

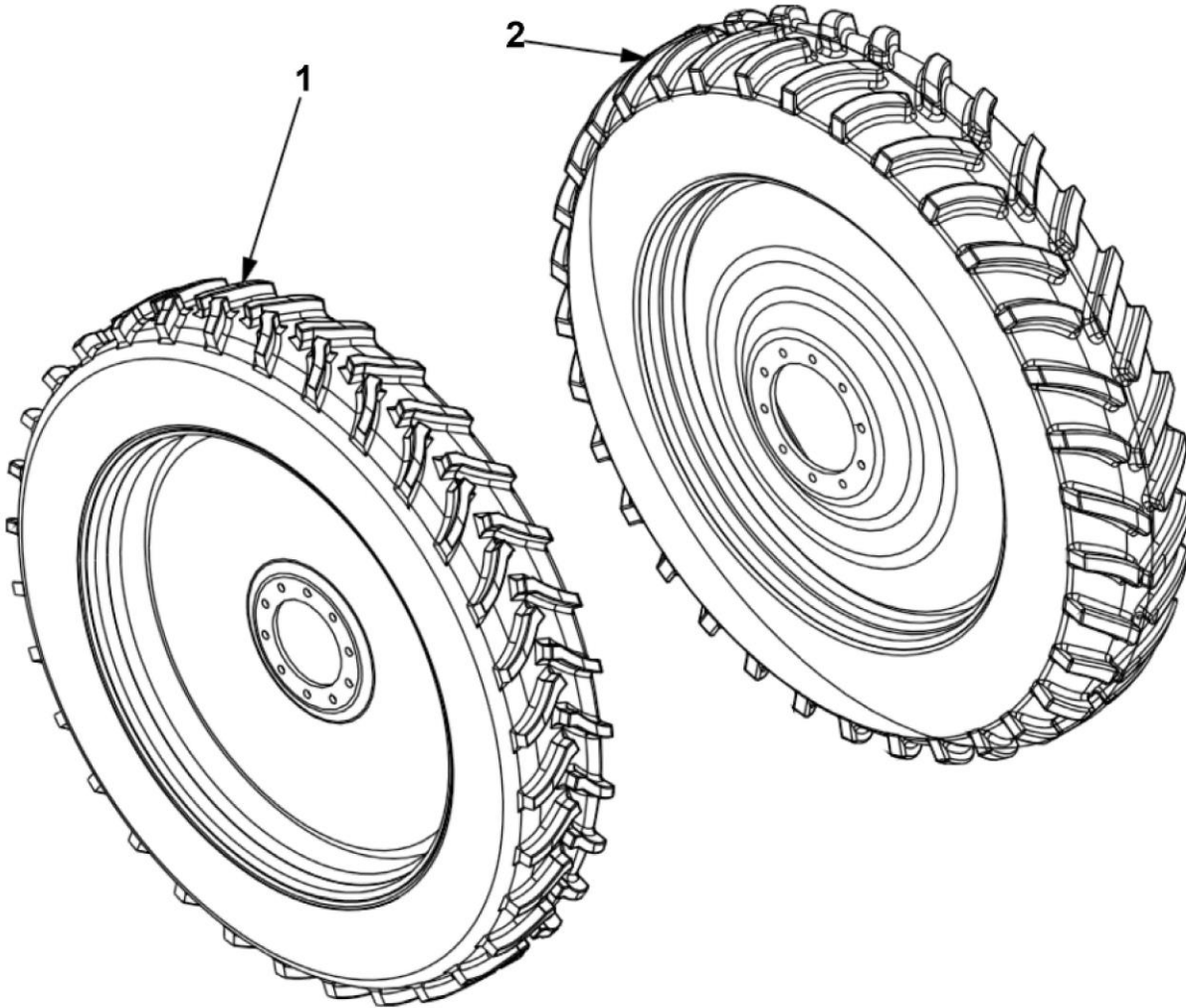




Axles Parts List

ITEM #	PART #	DESCRIPTION	QUANTITY
1	16695	AXLE 60' SIDE FOLD 15000# 120" WHEEL TRACK	1
2	730013	SEAL 10 BOLT (906497 CR30087)	2
3	730054	CONE INNER (910333/39585)	2
4	1678	CUP INNER (910331/39520)	2
5	730002	HUB 10 BOLT W/CUPS	2
6	730074	CUP OUTER (910332/453A)	2
7	730012	CONE OUTER (910334/460)	2
8	730018	WASHER SPINDLE (913632)	2
9	730072	HUB CAP Q-871 HUB	2
10	113	BOLT HH 5/16 X 1/2 GR5 ZP	8
11	730016	GASKET HUB CAP	2
12	730014	NUT SPINDLE 1.25-12 TPI	2
13	730015	COTTER PIN	2
14	730051	NUT WHEEL (913571)	20
15	730045	STUD WHEEL (953033)	20
16	10913	AXLE, SPACER DUAL, 62 1/2"-120" WHEEL TRACK	OPTIONAL
17	730041	SEAL NI906979	2
18	730043	CONE INNER NI910346	2
19	730012	CUP INNER NI910334	2
20	730060	HUB 10 Q881 W/CUPS	2
21	1679	CUP OUTER NI910384	2
22	730037	CONE OUTER NI910347	2
23	730040	WASHER SPINDLE Q9881	2
24	730056	NUT CASTLE NI913571	2
25	730038	HUB CAP NI909921	2
26	730061	GASKET HUB CAP	2
27	113	BOLT HH 5/16 X 1/2 GR5 ZP	2
28	730042	COTTER PIN Q881 HUB	2
29	730051	NUT WHEEL NI913571	20
30	NI953035	STUD WHEEL NI953035 3/4-16 X 3.5"	20
31	710030	SPACER DUAL 30" ROWS, 13.75" SPACER	OPTIONAL
32	16457	AXLE SPACER 54" TIRE	AR

Tire and Rim

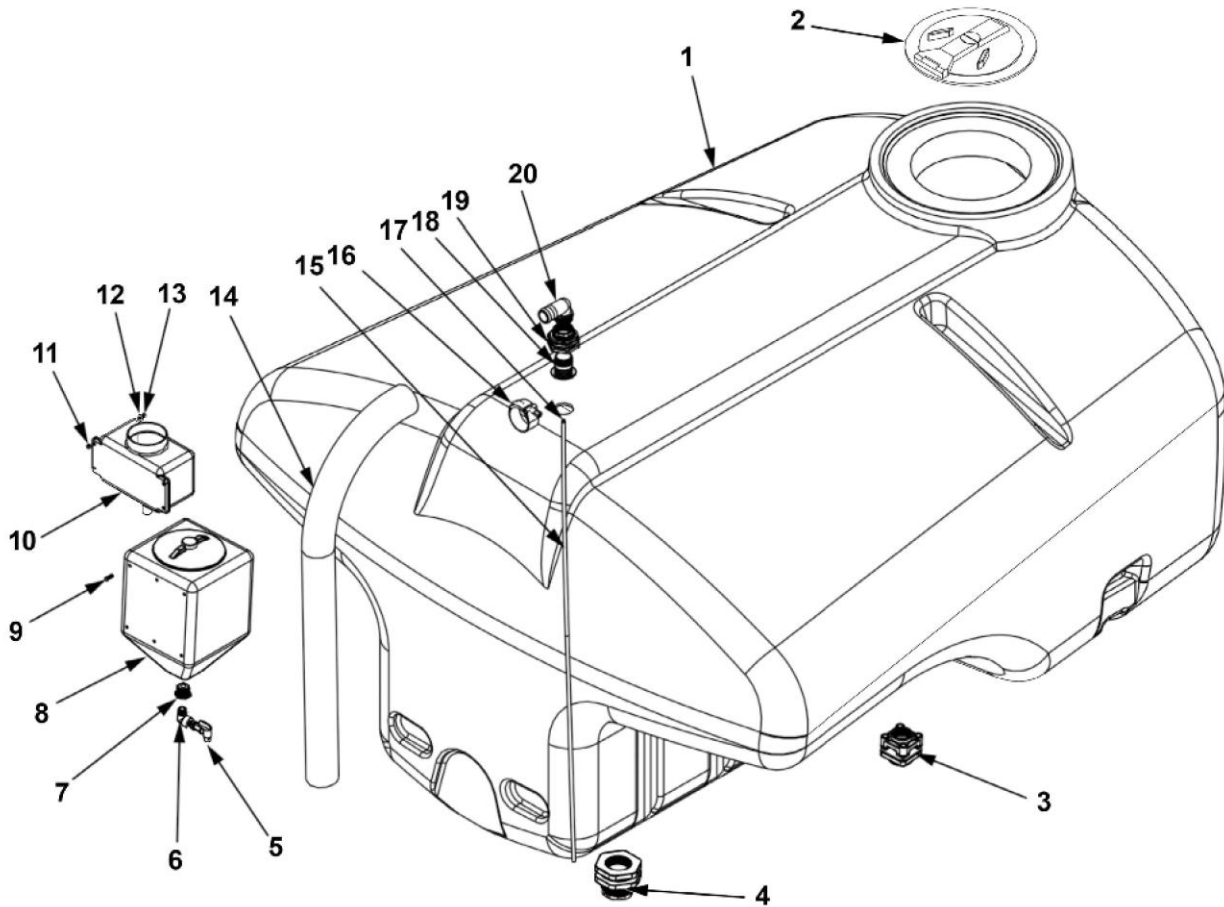




Tire and Rim Parts List

FOR UNITS WITH YELLOW TANKS				
ITEM	VENDOR PART #	FAST PART #	TIRE DESCRIPTION	8118
1	TT5123180057201R	700002	380/90R46 LR149 TIRE/WHEEL YELLOW RH	1
1	TT5123180057201L	700003	380/90R46 LR149 TIRE/WHEEL YELLOW LH	1
2	TT05193450057201L	700020	380/90R46 LR 149 TIRE/WHEEL YELLOW DUAL LH	2 OPT.
2	TT05193450057201R	700021	380/90R46 LR 149 TIRE/WHEEL YELLOW DUAL RH	2 OPT.
FOR UNITS WITH WHITE TANKS				
ITEM	VENDOR PART #	FAST PART #	TIRE DESCRIPTION	8118
1	TT5123180040701R	700001	380/90R46 LR149 TIRE/WHEEL SILVER RH	1
1	TT5123180040701L	700000	380/90R46 LR149 TIRE/WHEEL SILVER LH	1
2	TT05193450040701L	700034	380/90R46 LR 149 TIRE/WHEEL SILVER DUAL LH	2 OPT.
2	TT05193450040701R	700035	380/90R46 LR 149 TIRE/WHEEL SILVER DUAL RH	2 OPT.

1800 Tank

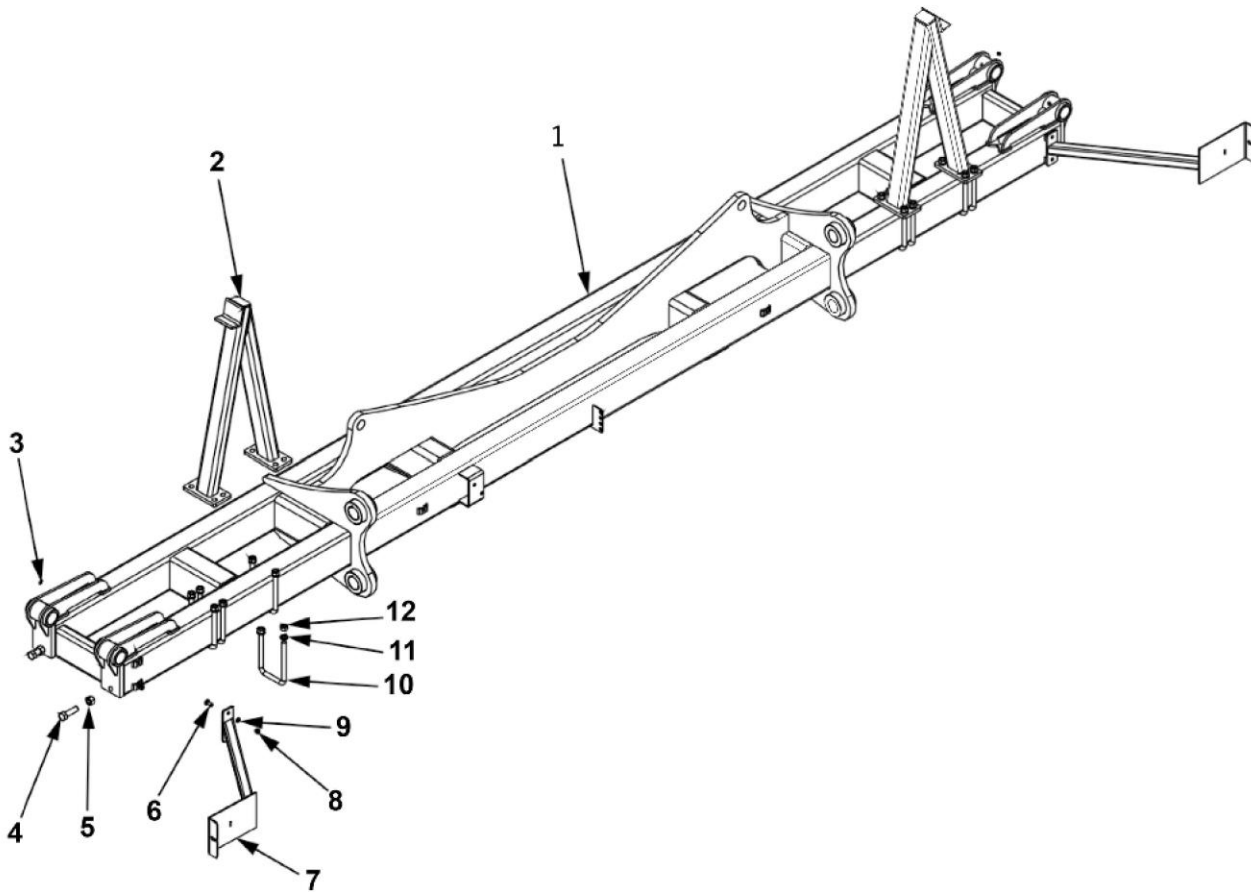




1800 Tank Parts List

ITEM	PART NO.	DESCRIPTION	8118
1	570089	TANK 1800 GALLON YELLOW	1
NS	570088	TANK 1800 GALLON WHITE	1
2	570157	LID ASSEMBLY	1
3	530350	2" FLANGE BOTTOM DRAIN	1
4	530164	3INCH POLYPRO TANK FLANGE ASSY	1
5	510022	3/4 FLO-RITE FAUCET CLEAR	1
6	530151	3/4" POLY STREET ELBOW-90 DEG	1
7	530143	BUSHING REDUCER 1-1/4 TO 3/4 NPT	1) USED ON 10 GA OPT.
8	570097	TANK 10 GALLON RINSE YELLOW	1) USED ON 10 GA OPT.
NS	570092	TANK 10 GALLON RINSE WHITE	1) USED ON 10 GA OPT.
9	114	BOLT HEX HEAD 5/16 X 3/4 GR5 ZP	6) USED ON 10 GA OPT.
10	570038	TANK 2.5 GALLON RINSE YELLOW	1
NS	570044	TANK 2.5 GALLON RINSE WHITE	OPT. W/ WHITE TANK
11	228	HUT HEX NYLOCK ZP	4
12	257	WASHER FLAT 5/16" ZP	4
13	116	BOLT HEX HEAD 5/16 X 1-1/2 GR5 ZP	4
14	510025	HOSE OVERFLOW 2"	7 FT
15	510023	BURP TUBE PUMP	18 FT
16	540007	CLAMP T BOLT	1
17	530004	1/4" X1/4" MALE ELBOW	1
18	530331	2" VENT CAP WITHOUT SCREEN	1
19	530163	2" POLY TANK FITTING	1
20	530051	2" MPT X 2" HOSE SHANK-90	1

Center Wing Section

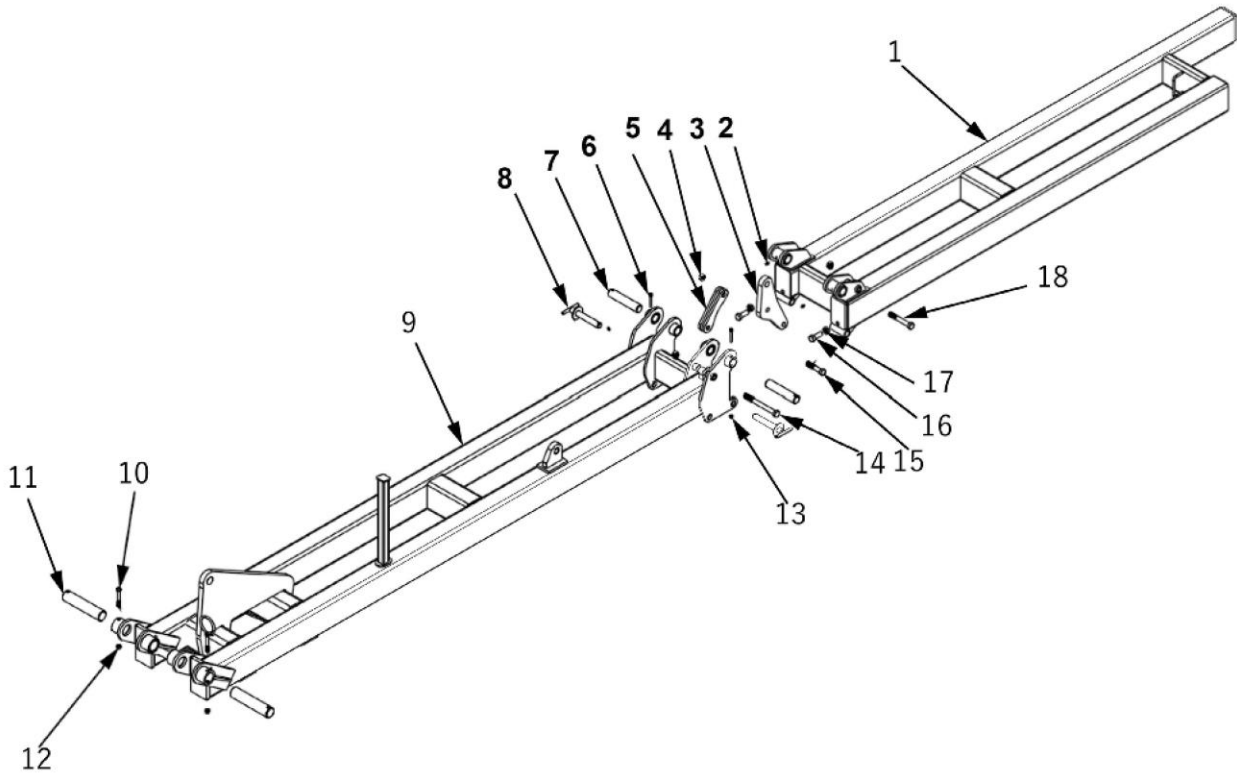




Center Wing Section Parts List

ITEM	PART NO.	QTY	DESCRIPTION
1	16566	1	CENTER SECTION 60' VERTICAL FOLD
2	16573	2	WING STAND
3	759	4	ZERK 1/4-28
4	185	4	BOLT HEX HEAD 3/4-2-1/2 GR5 ZP
5	217	4	NUT HEX HEAD 3/4 ZP
6	590217	4	BOLT CARRAIGE 3/8 X 1 ZP
7	17897	2	LIGHT MOUNT VERTICAL FOLD TOOLBARS
8	250	4	WASHER LOCK 3/8 ZP
9	213	4	NUT HEX HEAD 3/8 ZP
10	590053	8	U-BOLT 5/8 X 4 X 6 SQUARE BEND
11	253	16	WASHER LOCK 5/8 ZP
12	216	16	NUT HEX HEAD 5/8 ZP

Main and Flip Wings Section

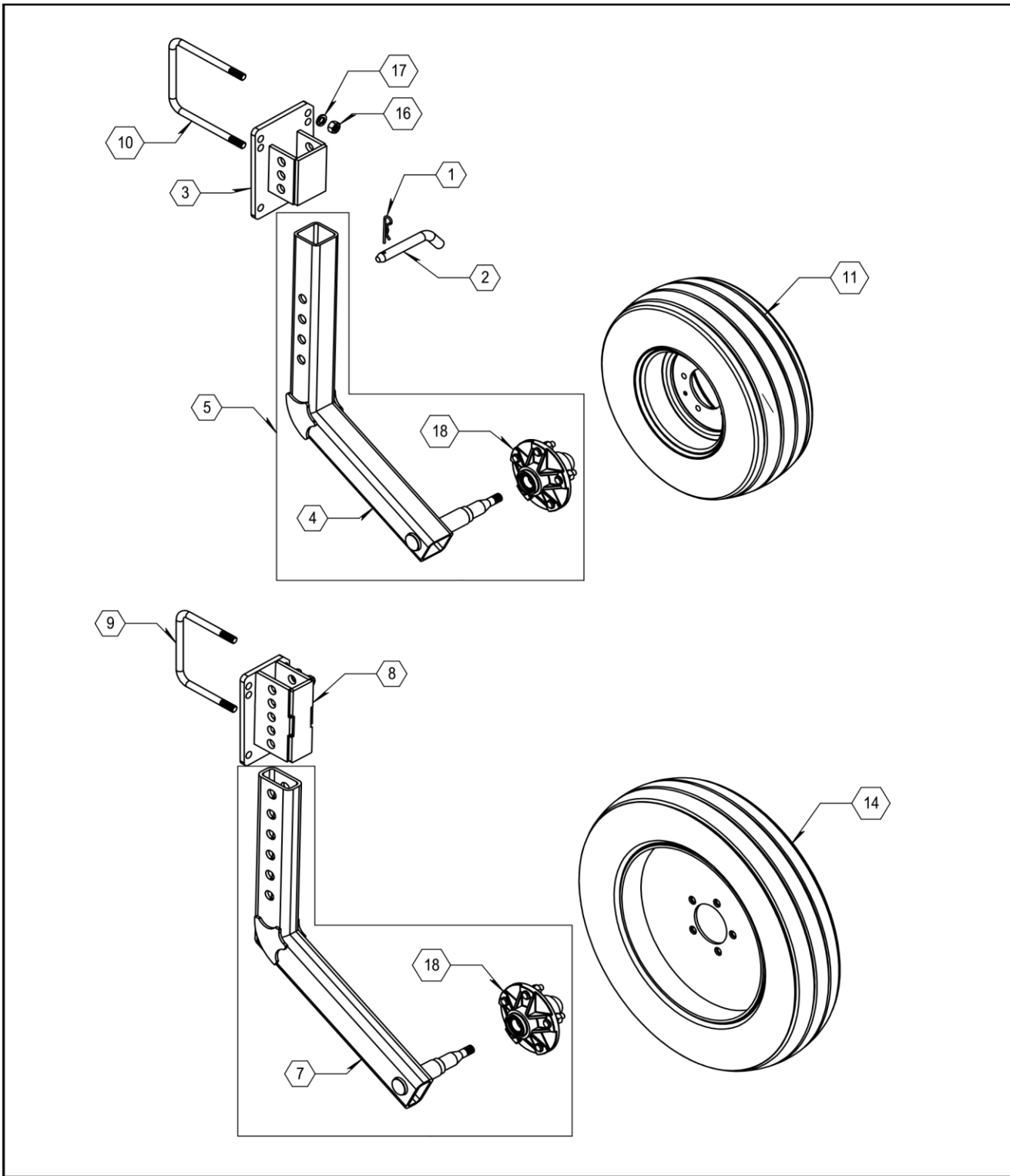




Main and Flip Wings Section Parts List

ITEM	PART NO.	QTY	DESCRIPTION
1	5503L	1	FLIP WING 60' DOUBLE BAR LH
NS	5503R	1	FLIP WING 60' DOUBLE BAR RH
2	759	4	ZERK 1/4-28 ZP
3	5539	2	SCISSOR LINK 1" BOOMERANG
4	596241M	6	NUT HEX HEAD 3/4" CENTERLOCK ZP
5	5543	2	LINK FORK FOLDING
6	596131M	4	BOLT HEX HEAD 3/8 X 2-1/2 GR5 ZP
7	5617	4	PIN HINGE 1-1/2
8	5743	4	TEE HANDLE LOCK PIN
9	13910L	1	WING MAIN 60' DOUBLE BAR LH
NS	13910R	1	WING MAIN 60' DOUBLE BAR RH
10	596157M	4	BOLT HEX HEAD 1/2 X 3-1/2 GR5 ZP
11	2120	4	PIN PIVOT MAIN WING
12	596239M	4	NUT HEX HEAD 1/2" CENTERLOCK ZP
13	593237M	4	NUT HEX HEAD 3/8" CENTERLOCK ZP
14	596736M	2	BOLT HEX HEAD 3/4 X 7-1/2 GR8 ZP
15	596734M	2	BOLT HEX HEAD 3/4 X 3-1/2 GR8 ZP
16	596184M	2	BOLT HEX HEAD 3/4 X 2 GR5 ZP
17	596225M	4	NUT JAM 3/4 ZP
18	596735M	2	BOLT HEX HEAD 3/4 X 5 GR8 ZP

Gauge Wheel





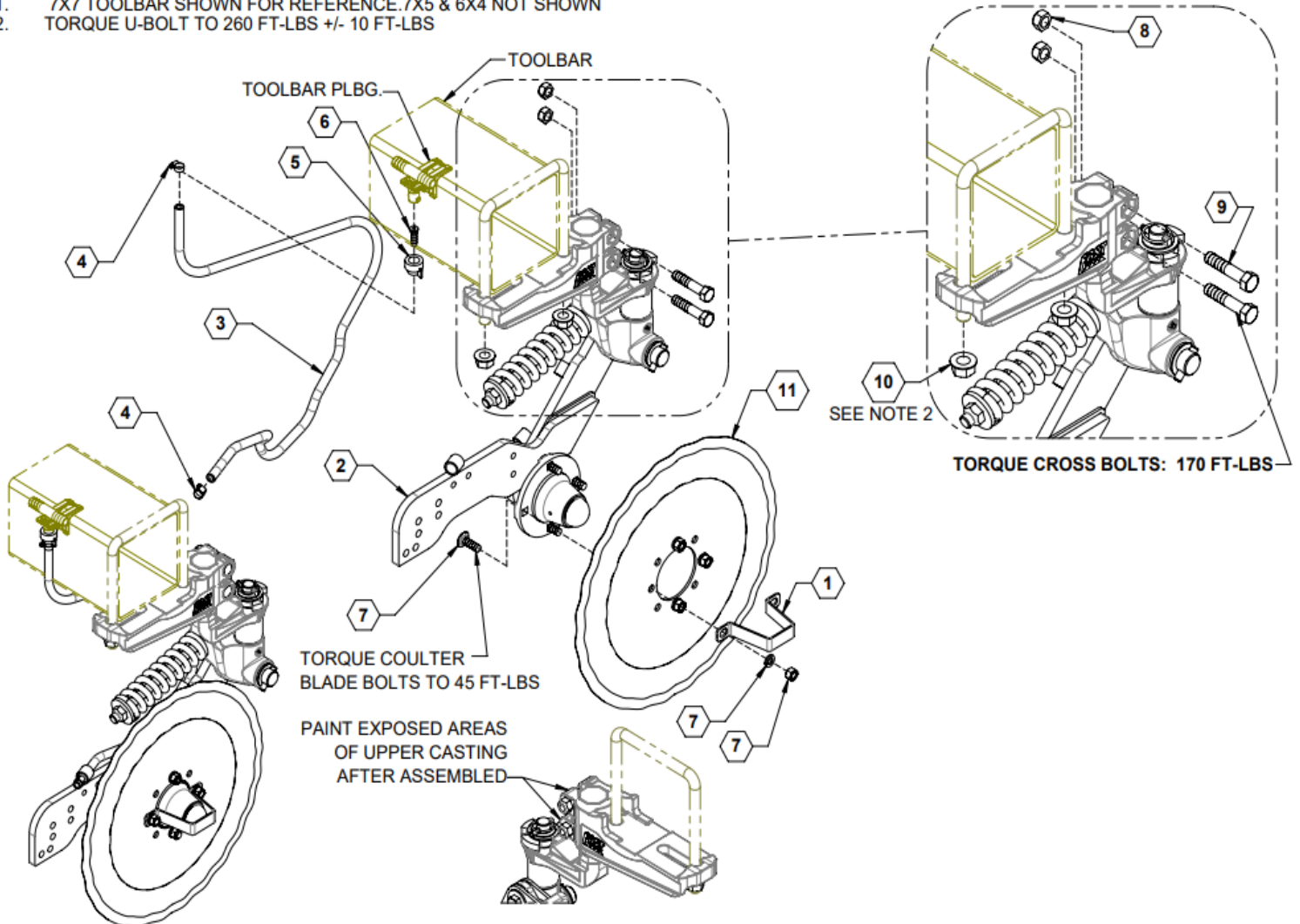
ILLUSTRATED PARTS LIST

Gauge Wheel Parts List 19062L/R / 26860 / 26861

ITEM	PART NO.	QTY	DESCRIPTION
1	285	AR	PIN, SPRING LOCK
2	19061	AR	PIN, CROSS
3	19055L	AR	STANDARD GAUGE WHEEL MOUNT
NS	19055R	AR	STANDARD GAUGE WHEEL MOUNT
4	19060L	AR	STANDARD GAUGE WHEEL ARM
NS	19060R	AR	STANDARD GAUGE WHEEL ARM
5	19063L	AR	STANDARD ARM WITH HUB
NS	19063R	AR	STANDARD ARM WITH HUB
6	22041L	AR	NARROW ARM WITH HUB
NS	22041R	AR	NARROW ARM WITH HUB
7	22045L	AR	NARROW GAUGE WHEEL ARM
NS	22045R	AR	NARROW GAUGE WHEEL ARM
8	22050L	AR	NARROW GAUGE WHEEL MOUNT
NS	22050R	AR	NARROW GAUGE WHEEL MOUNT
9	590061	AR	U-BOLT 5/8 X 5 X 7"
10	590108	AR	U-BOLT 5/8 X 5 X 7"
11	700023	AR	WHEEL, 20.5 X 8 X 10, YELLOW
12	700030	AR	WHEEL, 20.5 X 8 X 10, SILVER
13	700133	AR	NARROW WHEEL, SILVER
14	700134	AR	NARROW WHEEL, YELLOW
15	730030	AR	NUT, LUG
16	596216M	AR	NUT, HEX 5/8 MAGNI
17	596253M	AR	WASHER, LOCK 5/8 MAGNI
18	730003ASSY	AR	HUB ASSEMBLY

AP Coulter Assembly

- NOTE:
 1. 7X7 TOOLBAR SHOWN FOR REFERENCE. 7X5 & 6X4 NOT SHOWN
 2. TORQUE U-BOLT TO 260 FT-LBS +/- 10 FT-LBS



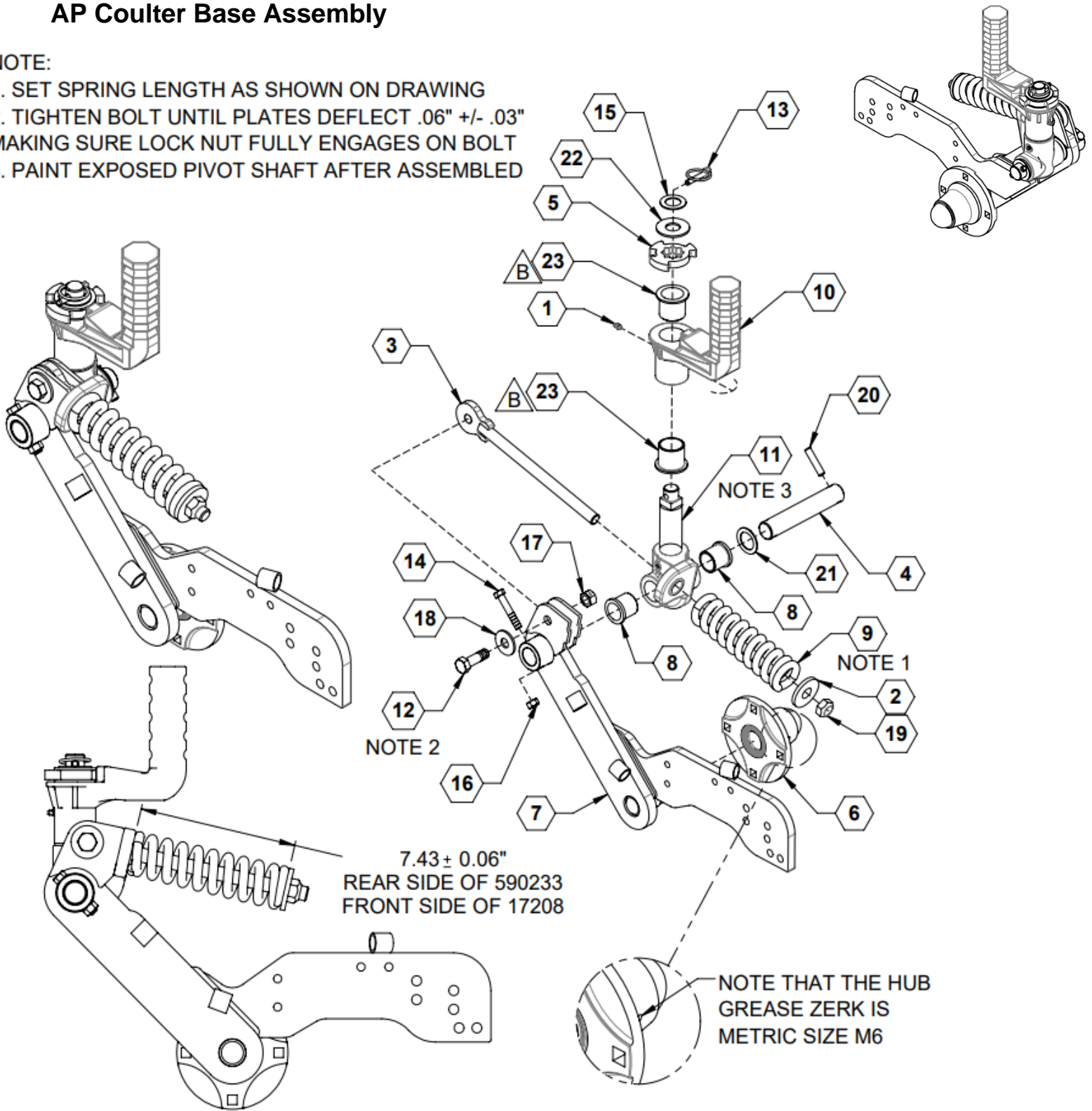
Parts List 34471: AP Coulter Assembly

ITEM	PART NO.	QTY.	DESCRIPTION
1	17214	1	HUB RETAINER BRACKET
2	34470	1	ASSY, UPDATED COULTER BASE
3	510020	1	HOSE, 3/8" EPDM X 4.5 FT
4	540032	2	CLAMP, HOSE SS 5/16" #5
5	590076	1	CAP, QT NYLON BLACK
6	590077	1	CONNECTOR, HOSE BARB
7	590278	1	HDWE KIT, COULTER BLADE KIT
8	596243M	2	NUT, TOPLOCK 5/8-11 G8 MAGNI
9	596779M	2	BOLT, HH 5/8 X 3 G8 MAGNI
10	596850M	2	NUT, HEX FLANGE TOPLOCK 3/4-10 GR8 MAGNI
11	750014	1	COULTER BLADE, 20' RIPPLED

AP Coulter Base Assembly

NOTE:

1. SET SPRING LENGTH AS SHOWN ON DRAWING
2. TIGHTEN BOLT UNTIL PLATES DEFLECT .06" +/- .03" MAKING SURE LOCK NUT FULLY ENGAGES ON BOLT
3. PAINT EXPOSED PIVOT SHAFT AFTER ASSEMBLED



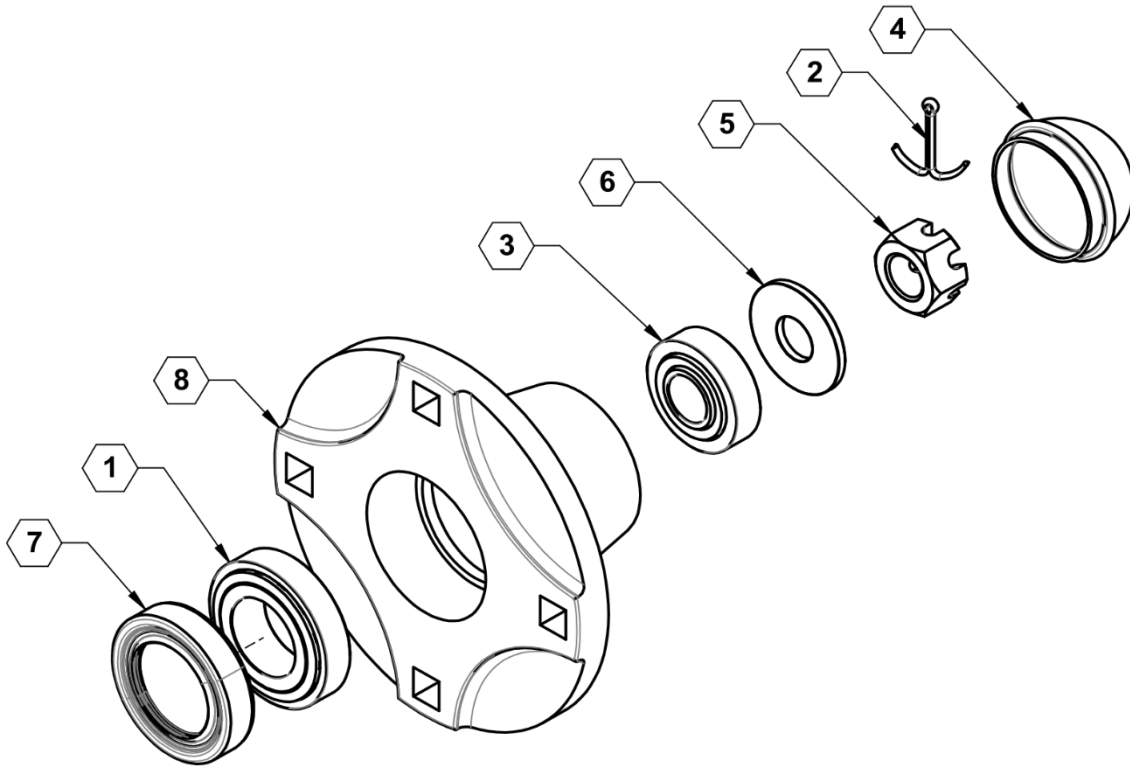


ILLUSTRATED PARTS LIST

Parts List 34470: AP Coulter Base Assembly

ITEM	PART NO.	QTY.	DESCRIPTION
1	759	1	ZERK, 1/4-28 STRAIGHT PIPE THREAD
2	17208	1	PLATE, SPRING END
3	17276	1	SPRING LEVER WELDMENT
4	17291	1	PIVOT SHAFT
5	21088	1	PLATE, COULTER ROTATION
6	26891	1	HUB, COULTER 4 BOLT
7	34472	1	COULTER ARM WELDMENT
8	530328	2	IGUS FLANGED BUSHING
9	590123	1	COULTER COMPRESSION SPRING
10	590232	1	MID CASTING
11	590233	1	LOWER CASTING
12	590290	1	BOLT, HH 5/8 X 2 SPECIAL, MAGNI
13	590819M	1	LYNCH PIN, 5/16 X 1-3/4 MAGNI
14	596143M	1	BOLT, HH 7/16 X 2-1/2 GR5 MAGNI
15	596179M	1	BUSHING, MACHINED 1' X 14GA MAGNI
16	596238M	1	NUT, CENTERLOCK 7/16-14 MAGNI
17	596240M	1	NUT, CENTERLOCK, 5/8-11 MAGNI
18	596261M	1	WASHER, FLAT 5/8 MAGNI
19	596626M	1	NUT, TOPLOCK 3/4-10 GR5 MAGNI
20	596740M	1	ROLL PIN, 7/16 X 2 MAGNI
21	596744M	1	BUSHING, MACHINE, 1-1/4 X 14 GA MAGNI
22	750086	1	UPPER DUST CAP WASHER
23	750094	2	COULTER PIVOT BUSHING

N669 Complete Hub with Square Hole with Triple Seal Assembly



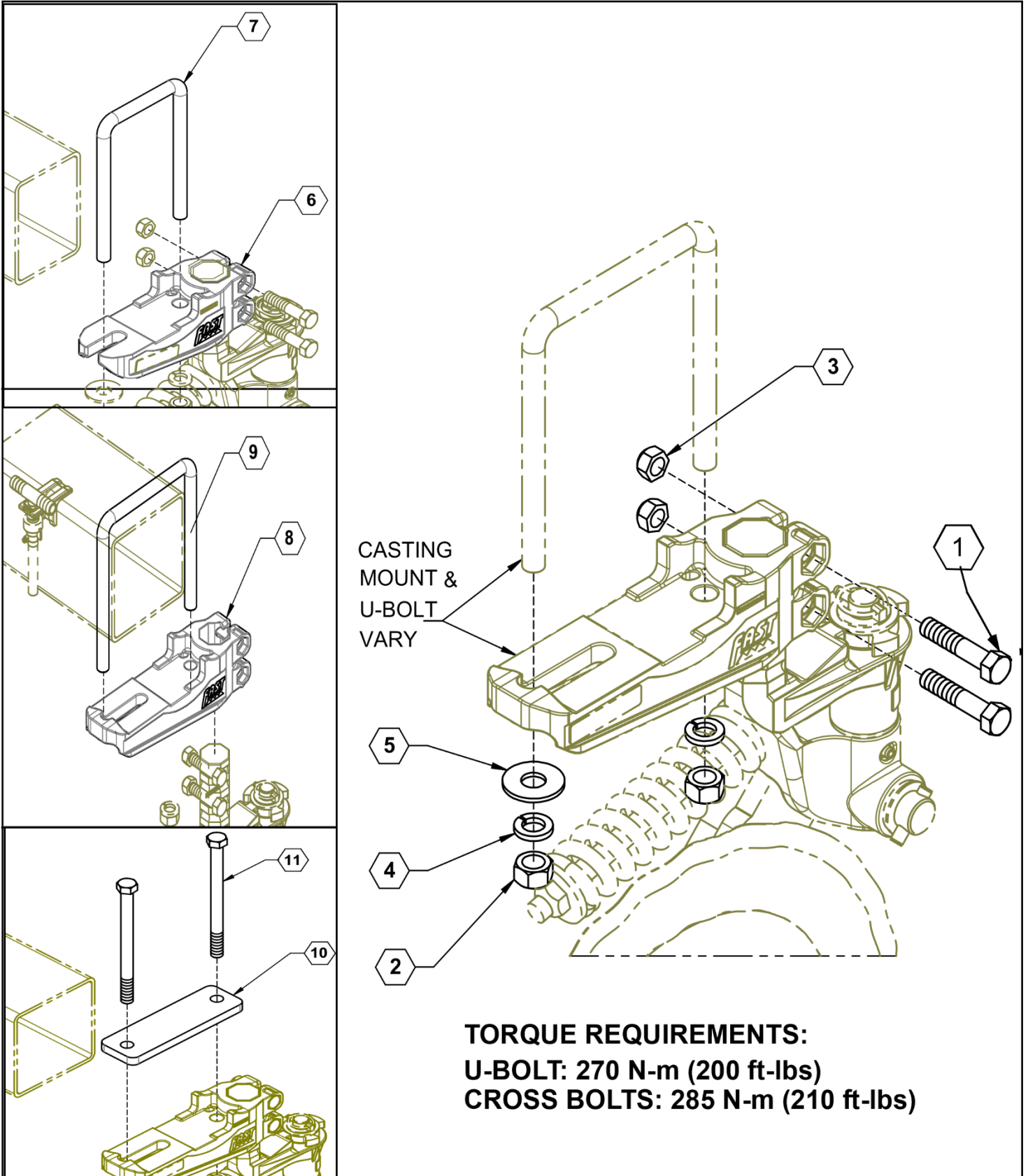
Parts List 26891 / 730095ASSY: N669 Complete Hub with Square Hole with Triple Seal

ITEM	FAST PART NO.	VENDOR PART NO.	QTY.	DESCRIPTION
1	730032		1	BEARING AND RACE, LG LM67048,
1		LM67048	1	BEARING
1		LM67010	1	RACE
2	730033		1	COTTER PIN, N669, 4-BOLT
3	730036		1	BEARING AND RACE, SM LM11949,
3		LM11949	1	BEARING
3		LM11910	1	RACE
4	730044		1	HUB CAP, (699/736) HUB
5	730088		1	CASTLE NUT 4-BOLT, 5/8-18
6	730096		1	WASHER, NSS9 4-BOLT
7	730102		1	SEAL, TRIPLE LIP ID
8	730104		1	HUB, W/ CUPS, 4 BOLT, N669



ILLUSTRATED PARTS LIST

AP Coupler Upper Casting Mounts





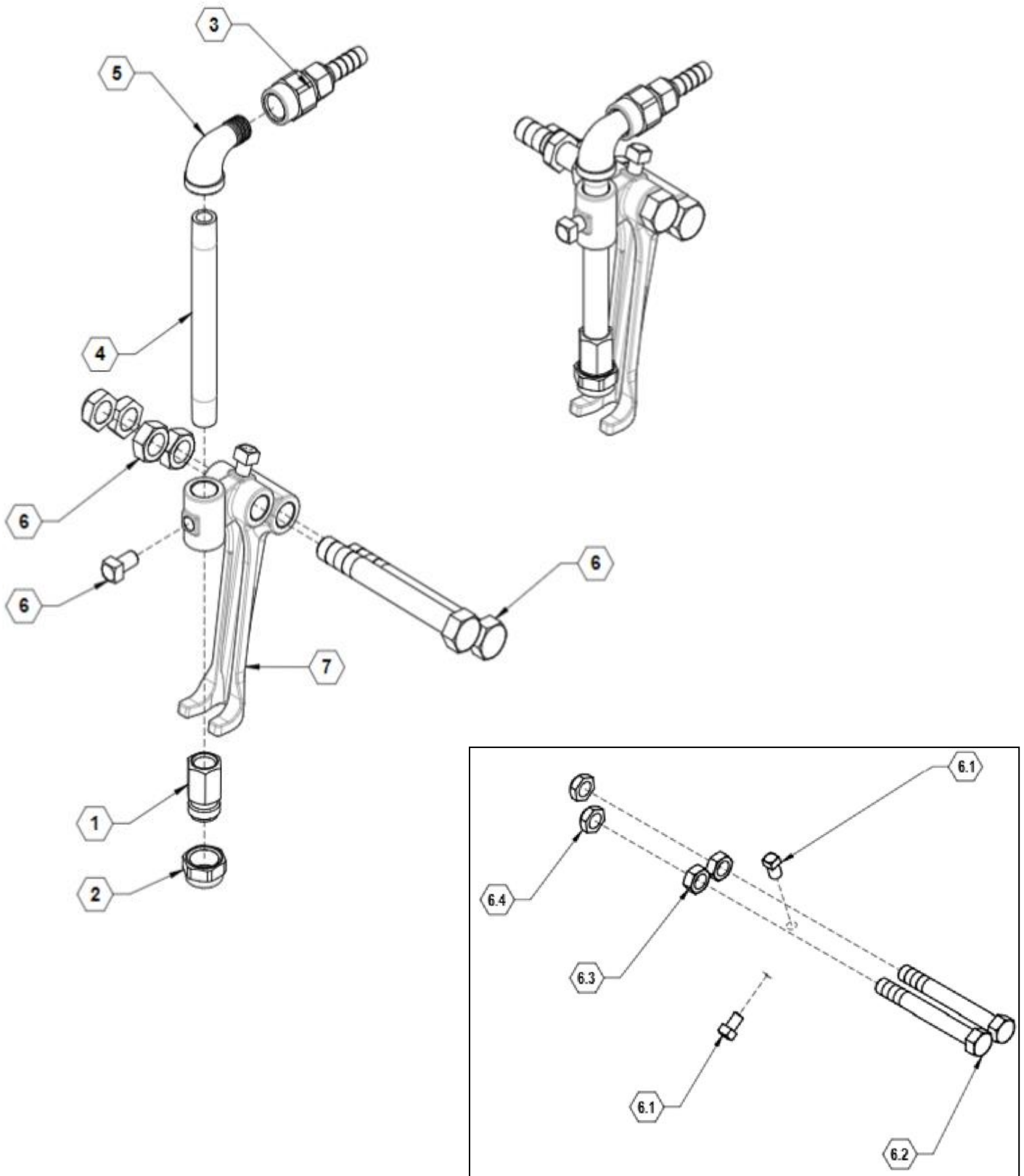
ILLUSTRATED PARTS LIST

Parts List: AP Coultter Upper Casting Mounts

ITEM	PART NO.	QTY.	DESCRIPTION
1	596779M	2	BOLT, G8 HEX 5/8 X 3 MAGNI
2	596217M	2	NUT, HEX 3/4-10 MAGNI
3	596243M	2	NUT, G8 TOPLOCK 5/8-11 MAGNI
4	596254M	2	LOCKWASHER 3/4 MAGNI
5	596259M	1	WASHER, FLAT 3/4 MAGNI
6	590310	1	MOUNT CASTING AP COULTER
7	596773M	1	U-BOLT, 7 X 5 MAGNI
	596772M	1	U-BOLT, 6 X 4 MAGNI
8	590231	1	MOUNT CASTING, 7X7 TB
9	596774M	1	U-BOLT, 7 X 7 MAGNI
10	17284	1	PLATE, TOP
11	596197M	2	BOLT, 3/4-10 X 9-1/2 MAGNI

AP Coulter Injection Option Assembly

No closing wheel



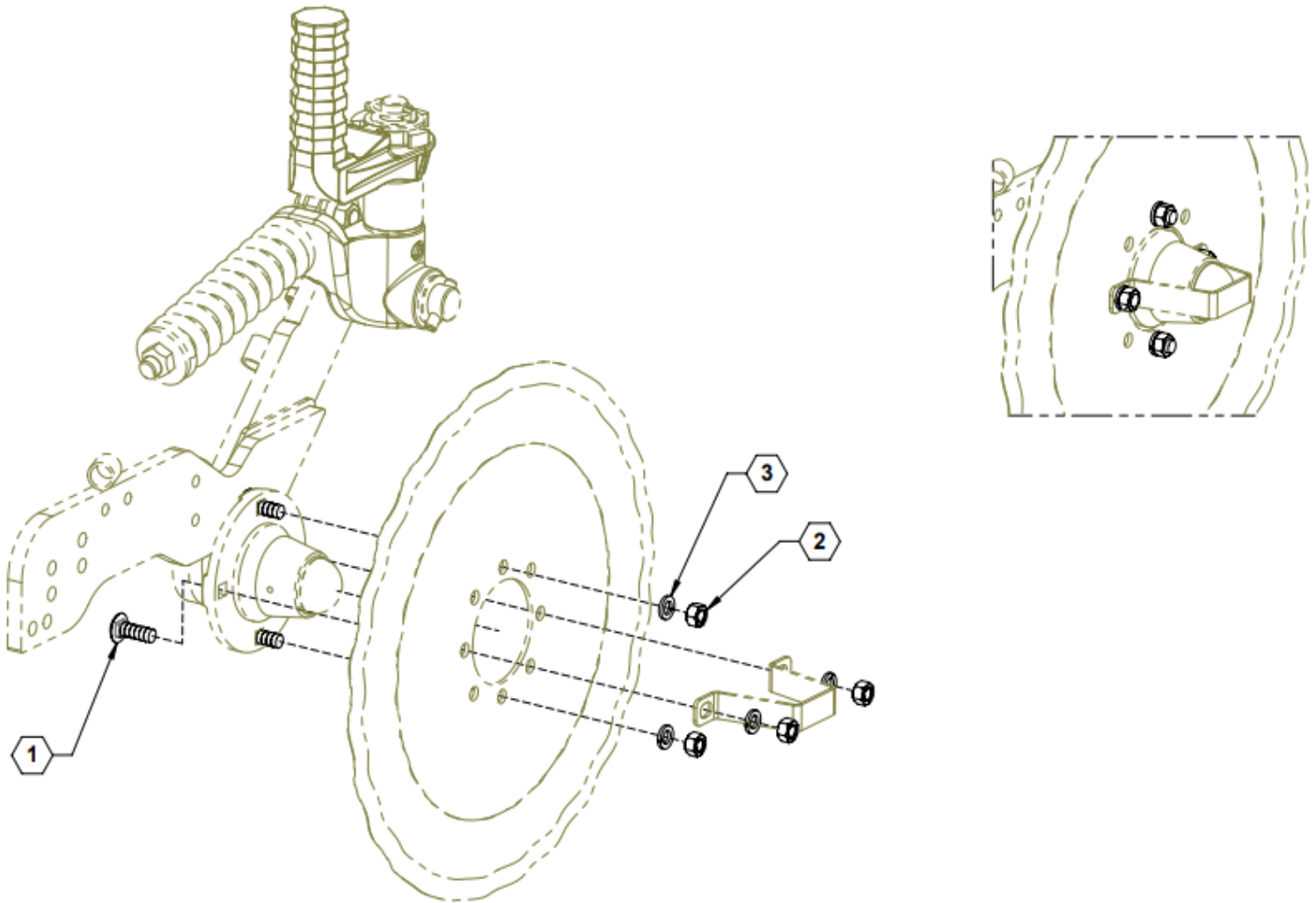


ILLUSTRATED PARTS LIST

Parts List 90SAINJ: AP Coulter Injection Option Assembly

ITEM	PART NO.	QTY.	DESCRIPTION
1	520014	1	NOZZLE BODY, 1/4" SS
2	520015	1	NOZZLE CAP, SS
3	530188	1	CHECK VALVE ASSEMBLY
4	530199	1	PIPE NIPPLE, 1.4" SS
5	530246	1	ELBOW, 90° STREET 1/4 NPT SS
6	590818	1	HDWE KIT, INJECTION ASSY
6.1	596100M	2	SET SCREW, 3/8-16 X 1/2 MAGNI
6.2	596158M	2	BOLT, HH 1/2 X 4 GR5 MAGNI
6.3	596223M	2	NUT, HEX JAM 1/2 -13 MAGNI
6.4	596618M	2	NUT, TOPLOCK THIN 1/2-13 MAGNI
7	750089	1	CASTING, INJECTION ROCK GUARD

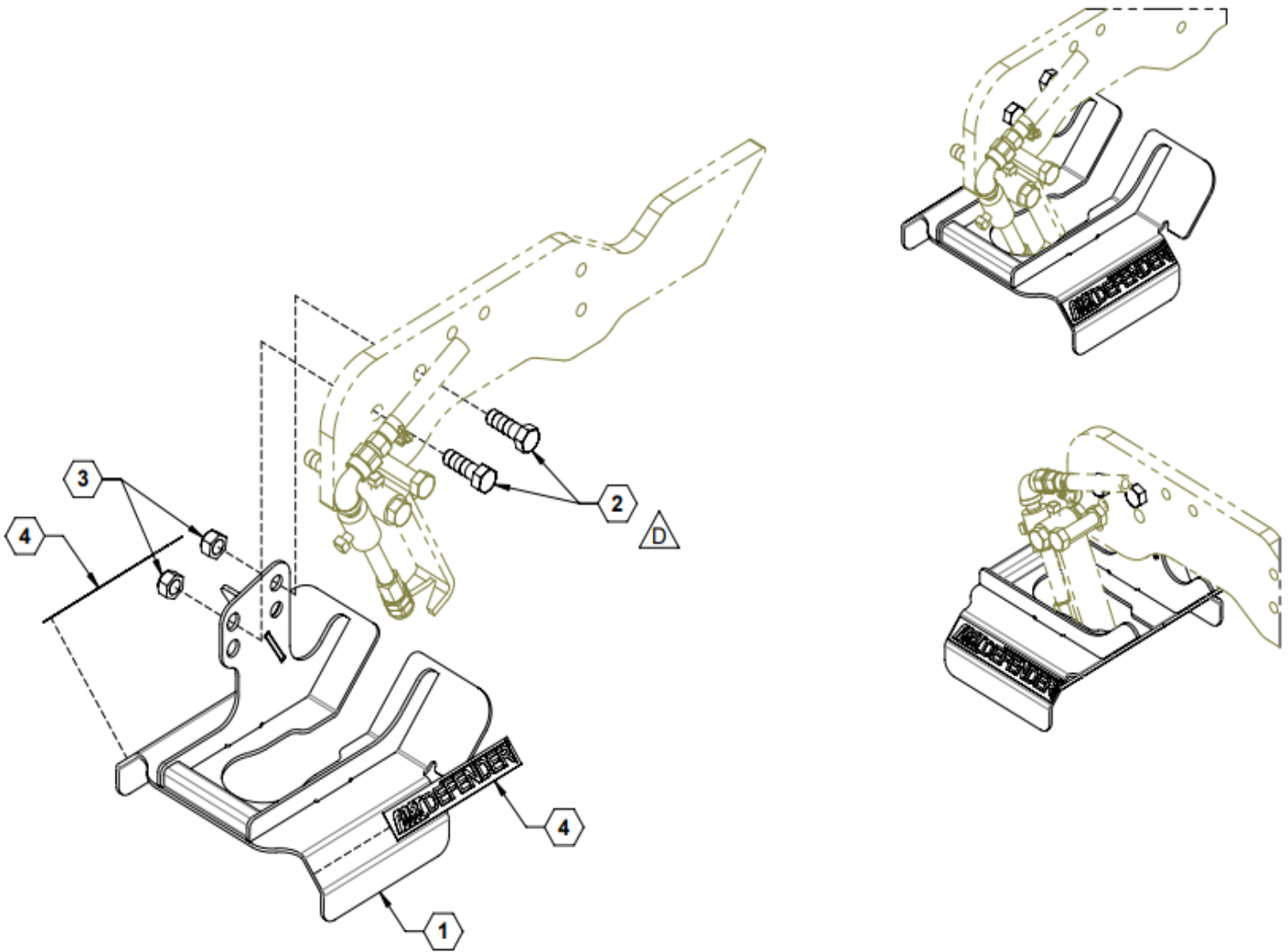
AP Coultter Blade Hardware Kit



Parts List 590278: AP Coultter Blade Hardware Kit

ITEM	PART NO.	QTY.	DESCRIPTION
1	596620M	4	BOLT, CARR, 1/2 X 1-1/2 GR5 MAGNI
2	596215M	4	NUT, HEX 1/2 NC GR5 MAGNI
3	596251M	4	WASHER, LOCK, 1/2 MAGNI

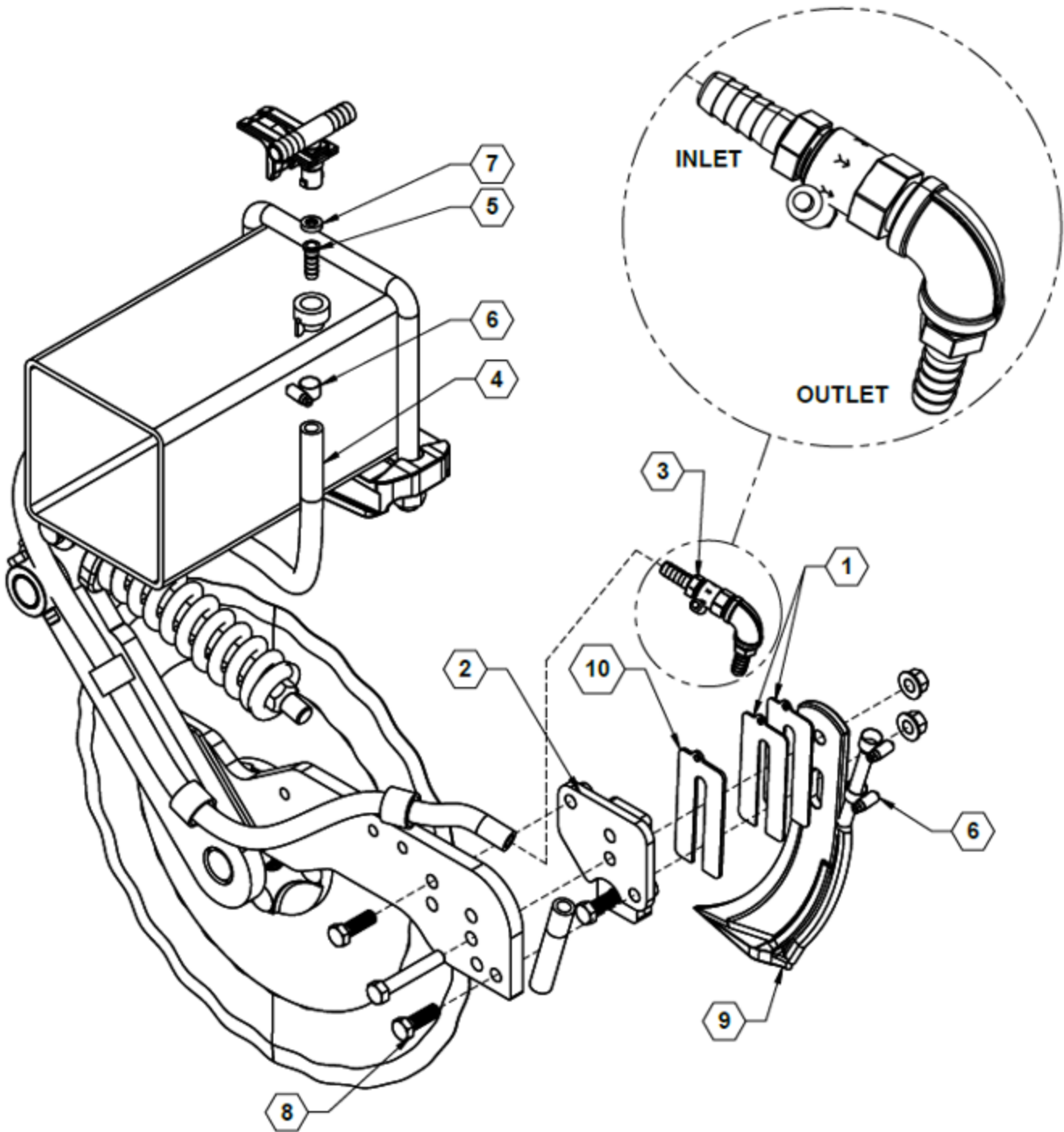
DEFENDER® for Injection Assembly



Parts List 17302 / 99CROPDEFENDER: DEFENDER® for Injection

ITEM	PART NO.	QTY.	DESCRIPTION
1	21805	1	COULTER FENDER
2	596153M	2	BOLT, HH 1/2-13X1-1/2 GR5 MAGNI
3	596619M	2	NUT, TOPLOCK 1/2-13 MAGNI
4	800273	2	DECAL, FAST DEFENDER®

AP Coulter Knife High Flow Knife Option





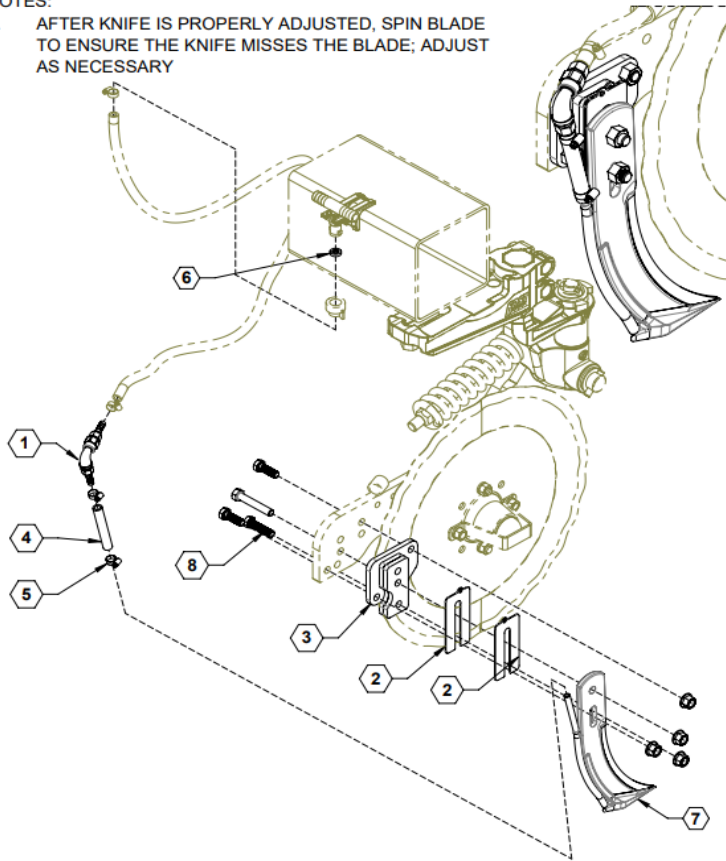
Parts List 37139: AP Coultter Knife High Flow Knife Option

ITEM	PART NO.	QTY.	DESCRIPTION
1	34474	2	KNIFE SHIM, 14 GA
2	34475	1	WELDMENT, KNIFE MOUNT
3	37138	1	HIGH FLOW CHECK ASS, KNIFE
4	510012	5 ft	HOSE, 1/2" EPDM
5	530526	1	CONNECTOR, HOSE BARB
6	540011	4	CLAMP, 3/8" #6H
7	590029	1	SEAL, EPDM
8	590799	1	HARDWARE KIT, KNIFE
9	750100	1	KNIFE, FERTILIZER 1/2"PIPE
10	34551	1	KNIFE SHIM, 11 GA

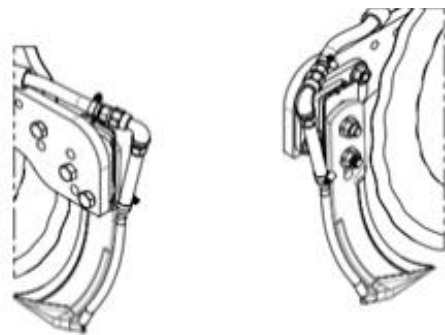
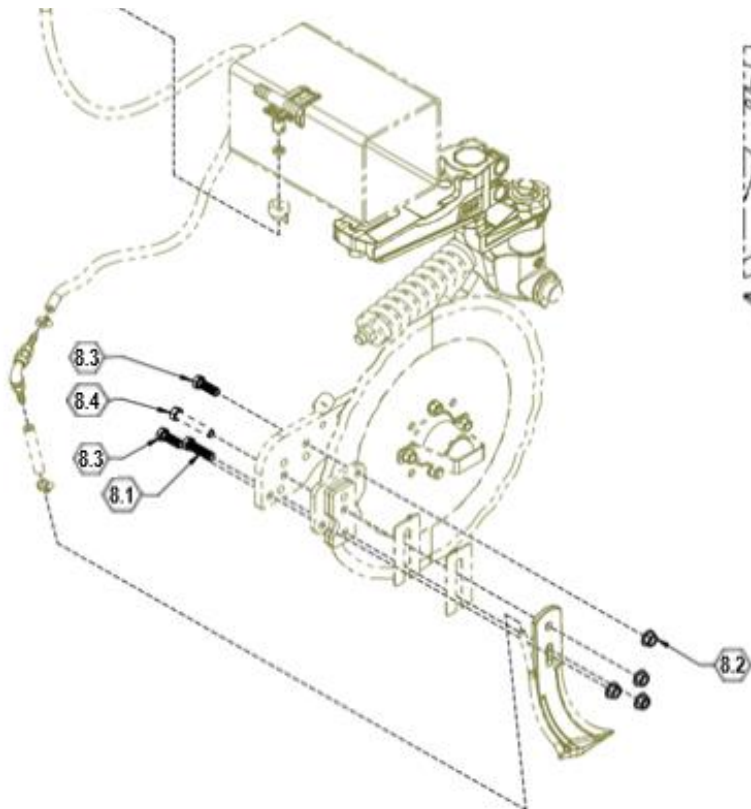
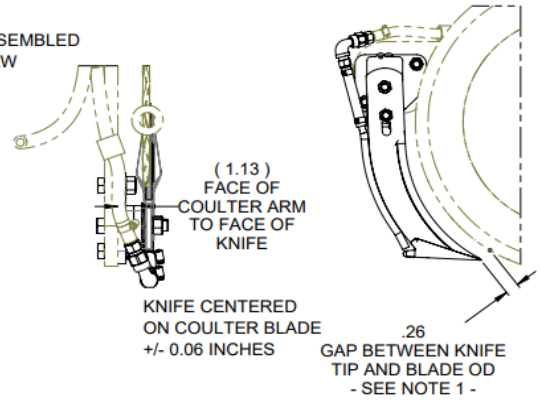
AP Coultter Knife Option Assembly–Non-Adjustable (2022 and newer, backwards compatible)

NOTES:

1. AFTER KNIFE IS PROPERLY ADJUSTED, SPIN BLADE TO ENSURE THE KNIFE MISSES THE BLADE; ADJUST AS NECESSARY



ASSEMBLED VIEW



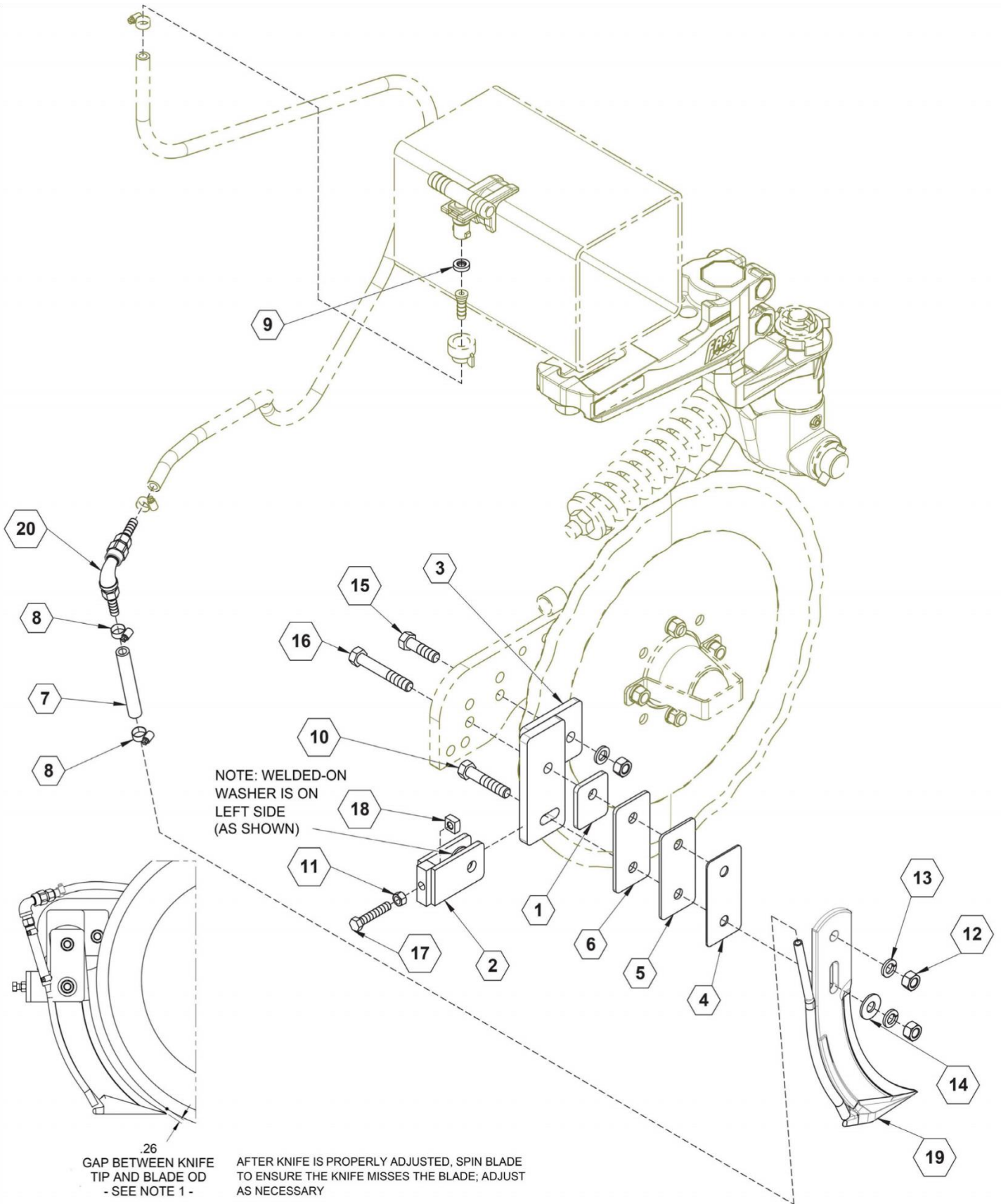


ILLUSTRATED PARTS LIST

Parts List 34590: AP Coultter Knife Option Assembly–Non-Adjustable (2022 and newer, backwards compatible)

ITEM	PART NO.	QTY.	DESCRIPTION
1	90SACLYKNFCHCKVLV	1	KNIFE CHECK VALVE ASSEMBLY
2	34474	2	KNIFE SHIM, 14 GA
	34551	1	KNIFE SHIM, 11 GA
3	34475	1	WELDMENT, KNIFE MOUNT
4	510020	1	HOSE, 3/8" EPDM X .33FT
5	540032	2	CLAMP, HOSE SS 5/16" #5
6	590029	2	SEAL, EPDM
7	750003	1	KNIFE, EXTRA THIN W/ 3/8" PIPE
8	590799	1	HARDWARE KIT, KNIFE
8.1	596154M	1	BOLT, HH 1/2-13 X 2 GR5 MAGNI
8.2	596820M	4	NUT, FLANGED LOCKNUT, 1/2-13 G8 MAGNI
8.3	596853M	2	BOLT, 1/2"-13 X 1.5 GR. 8 MAGNI
8.4	596854M	1	BOLT, 1/2"-13 X 3" GR. 8 MAGNI

AP Coulter Knife Stop Hardware Kit – Adjustable (2022 and older)



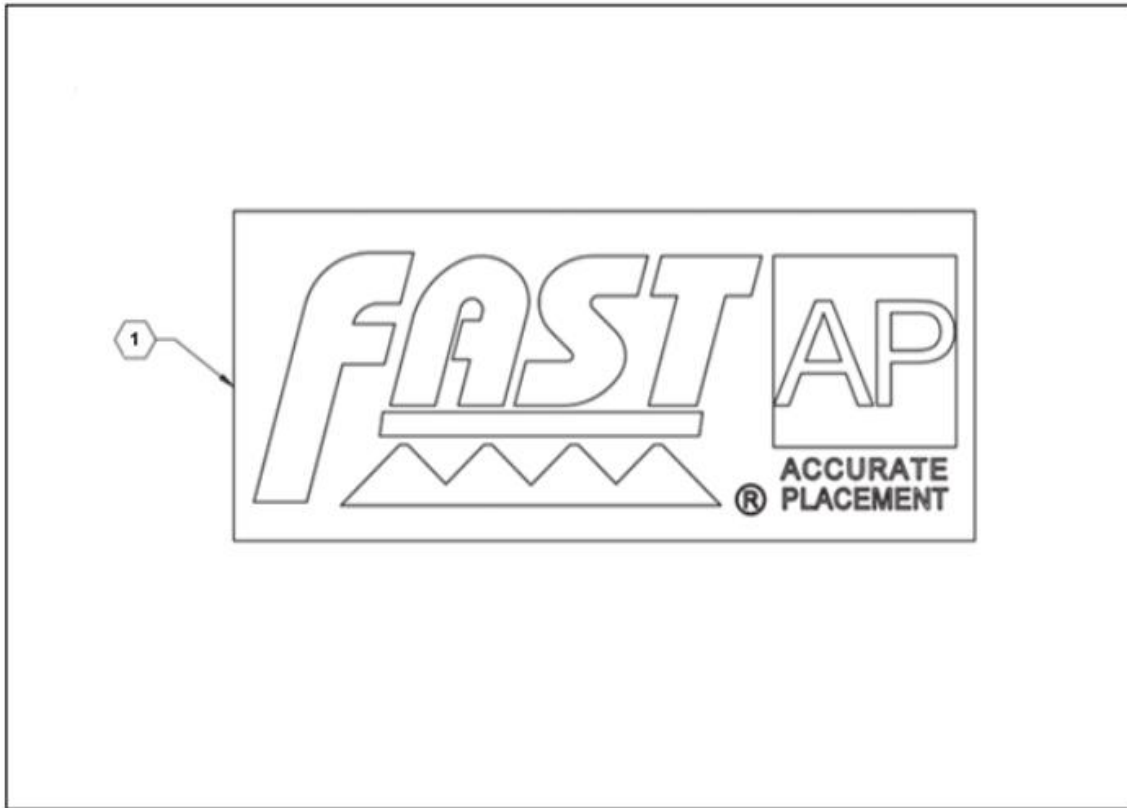


ILLUSTRATED PARTS LIST

Parts List 99FCAPPKNIFE: AP Coultter Knife Stop Hardware Kit – Adjustable (2022 and older)

ITEM	PART NO.	QTY.	DESCRIPTION
1	17909	1	PLATE, SHIM SPACER
2	17910	1	KNIFE ADJUSTER BRACKET
3	17915	1	KNIFE MOUNT
4	17920	1	KNIFE SHIM, 14 GA
5	17921	1	KNIFE SHIM, 10 GA
6	17922	1	KNIFE SHIM, 7 GA
7	510020	1	HOSE, 3/8", EPDM
8	540032	2	CLAMP, HOSE SS 5/16" #5
9	590029	1	SEAL, EPDM
10	596155M	1	BOLT, HH 1/2-13 X 2-1/2 GR5 MAGNI
11	596213M	1	NUT, HEX 3/8-16 MAGNI
12	596215M	3	NUT, HEX 1/2 NC GR5 MAGNI
13	596251M	3	WASHER, LOCK, 1/2 MAGNI
14	596260M	1	WASHER, FLAT 1/2 MAGNI
15	596639M	1	BOLT, HH 1/2 X 1-3/4 GR5 MAGNI
16	596640M	1	BOLT, HH 1/2 X 3-1/4 GR5 MAGNI
17	596666M	1	BOLT, HH 3/8-16 X 2 MAGNI
18	596762M	1	NUT, SQ 3/8-16 MAGNI
19	750003	1	KNIFE, EXTRA THIN W/ 3/8" PIPE
20	90SACLYKNFCHCKVLV	1	KNIFE CHECK VALVE ASSEMBLY
NS	CP491663	AR	#63 ORIFICE DISK
NS	CP491665	AR	#65 ORIFICE DISK
NS	CP491672	AR	#72 ORIFICE DISK
NS	CP491675	AR	#75 ORIFICE DISK
NS	CP491677	AR	#77 ORIFICE DISK
NS	CP491678	AR	#78 ORIFICE DISK
NS	CP491680	AR	#80 ORIFICE DISK
NS	CP491689	AR	#89 ORIFICE DISK
NS	CP491691	AR	#91 ORIFICE DISK
NS	CP491693	AR	#93 ORIFICE DISK
NS	CP4916103	AR	#103 ORIFICE DISK
NS	CP4916107	AR	#017 ORIFICE DISK
NS	CP4916115	AR	#115 ORIFICE DISK
NS	CP4916125	AR	#125 ORIFICE DISK
NS	CP4916132	AR	#132 ORIFICE DISK
NS	CP4916144	AR	#144 ORIFICE DISK
NS	CP4916151	AR	#151 ORIFICE DISK
NS	CP4916177	AR	#177 ORIFICE DISK

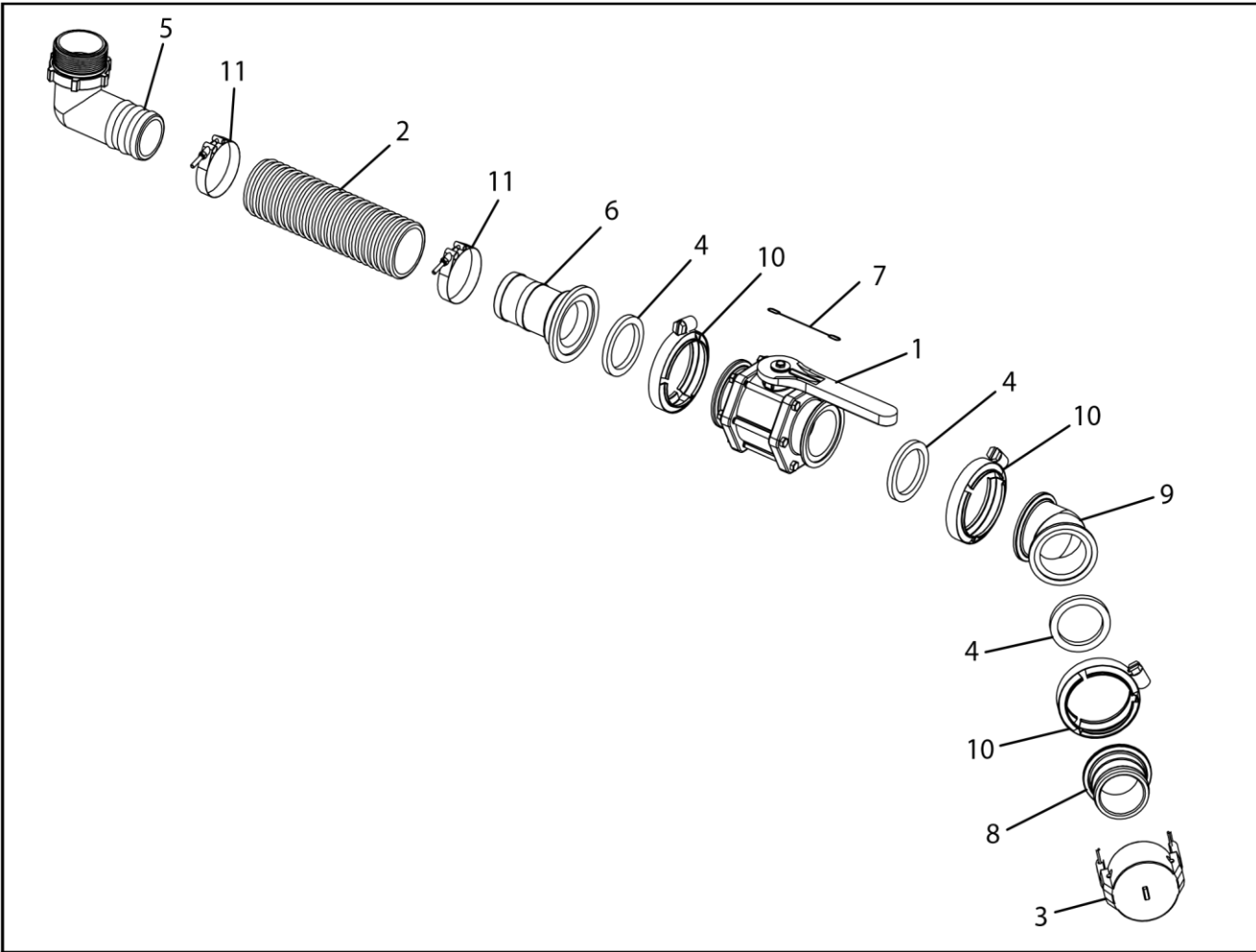
Decal Assembly



Parts List 17292: Decal Assembly

ITEM	PART NO.	QTY.	DESCRIPTION
1	800210	1	DECAL, FAST AP COULTER LOGO

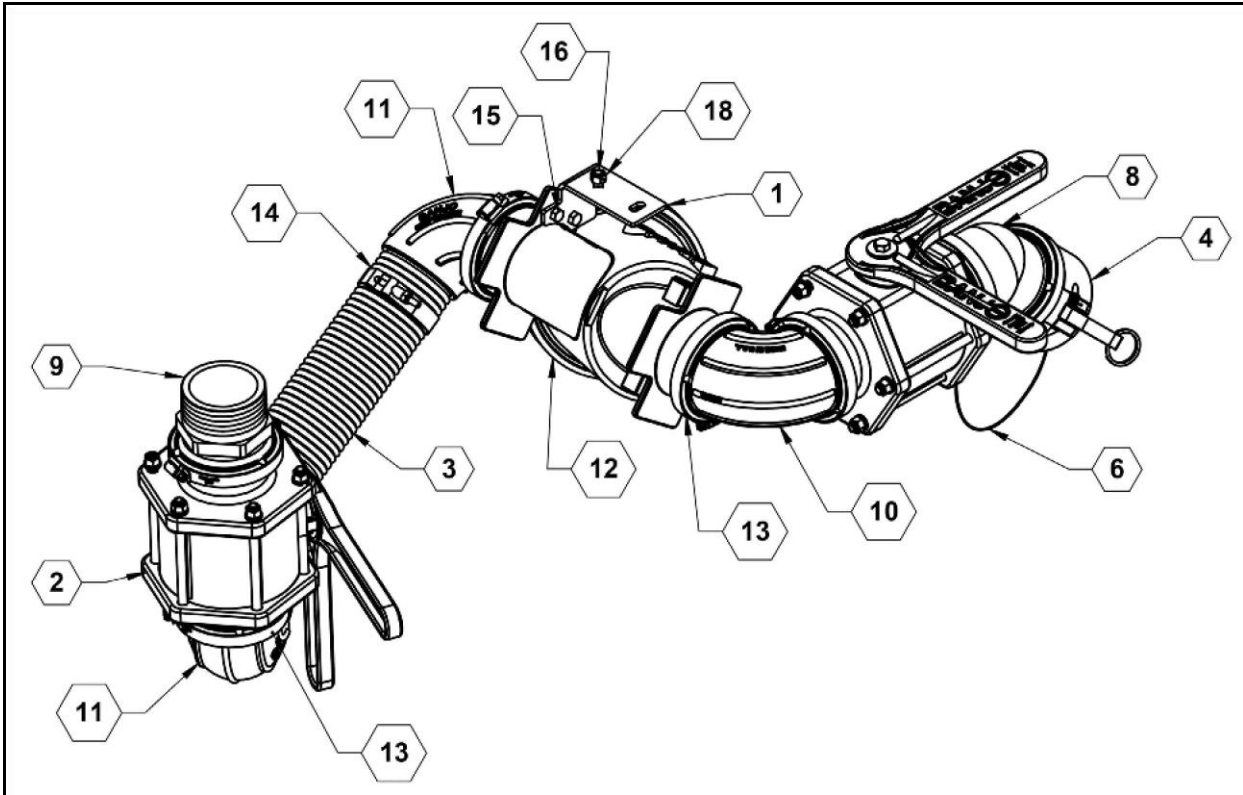
8118 3 Inch Quick Fill



8118 3 Inch Quick Fill Parts List

ITEM	PART NO.	QTY.	DESCRIPTION
1	500042	1	VALVE, 3" MANIFOLD
2	510038	1	HOSE, 3" FERTILIZER
3	530023	1	CAP, 3"
4	530024	3	3" EPDM GASKET
5	530053	1	3" HOSE BARB ELBOW 90°
6	530113	1	3" MANIFOLD X 3" HOSE BARB
7	530179	1	LANYARD
8	530233	1	3" MANIFOLD X 3" MALE ADAPTER
9	530234	1	3" MANIFOLD COUPLER, 45°
10	540003	3	CLAMP, 3" WORM SCREW
11	540009	2	CLAMP, 3" TBOLT

8100 3 Inch Quick Fill Plumbing with Strainer

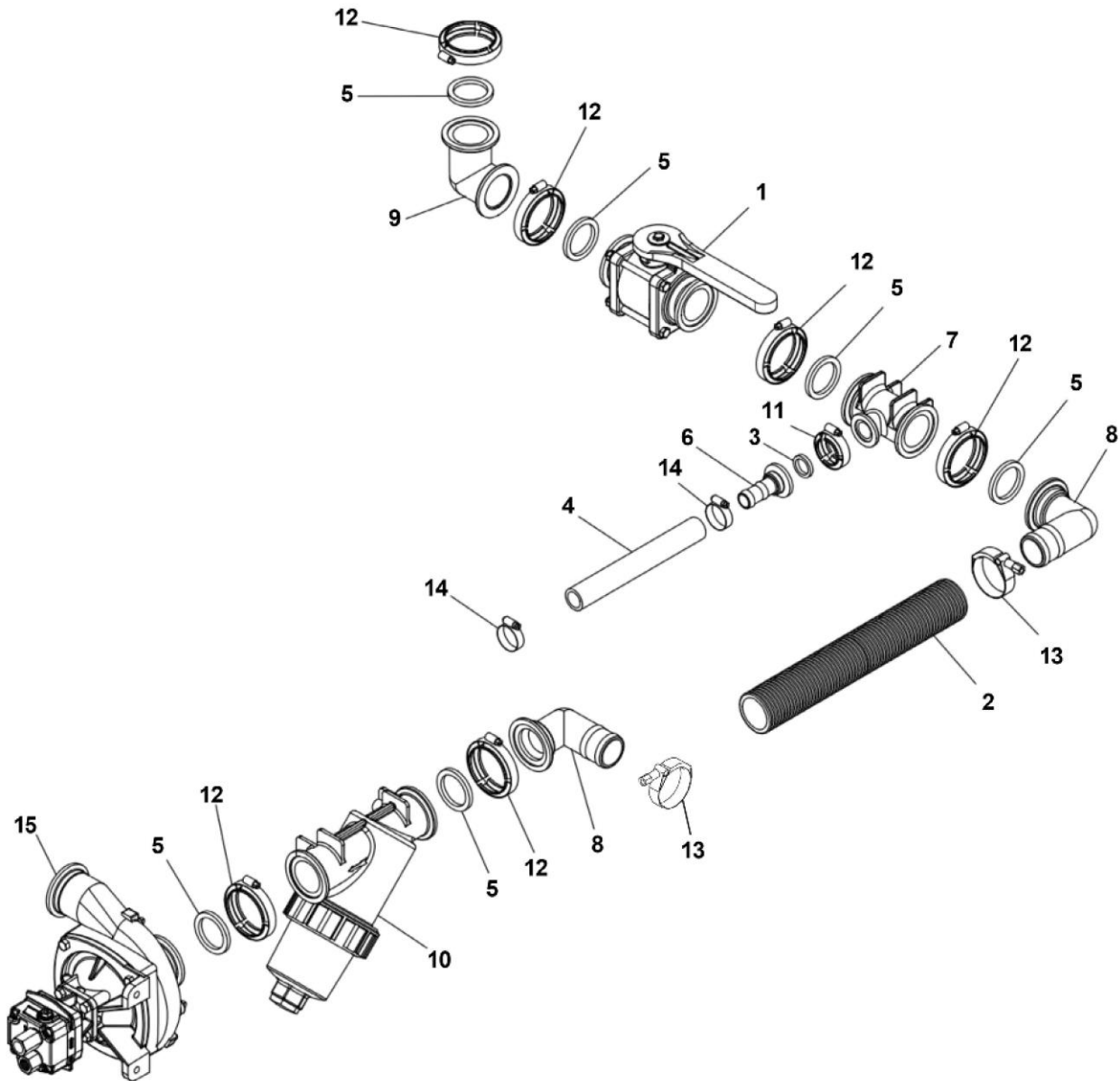


8100 3 inch Quick Fill Plumbing Parts List 28206

ITEM	PART NO.	QTY.	DESCRIPTION
1	28205	1	PLATE, 3" STRAINER MOUNT
2	500042	2	MANIFOLD VALVE, STD PORT 3"
3	510038	2	HOSE, 3" FERTILIZER
4	530023	1	CAP, 3"
5	530024	7	GASKET, 3" EPDM
6	530179	1	CABLE LANYARD
7	530233	1	MANIFOLD ADAPTER, 3" X 3" QDC MALE
8	530234	1	COUPLER, 3" X 45°
9	530385	1	COUPLING, 3" MANIFOLD X 3" MPT
10	530439	1	MANIFOLD SWEEP, FLANGE 3"
11	530441	2	FLANGE SWEEP, 90 X 3" HOSE BARB
12	530442	1	STRAINER, 3" Y STANDARD PORT -12
13	540003	7	CLAMP, WORM SCREW 3"
14	540009	2	CLAMP, HOSE 3" T-BOLT
15	596115M	2	BOLT, HH 5/16-18X1 GR5 MAGNI
16	596128M	1	BOLT, HH 3/8-16 X 1 GR5 MAGNI
17	596212M	2	NUT, HEX 5/16-18 MAGNI
18	596237M	1	NUT, CENTERLOCK 3/8-16 MAGNI
19	596257M	2	WASHER, FLAT 5/16 USS MAGNI
20	596258M	1	WASHER, FLAT 3/8 MAGNI



8118 Tank to Pump Plumbing

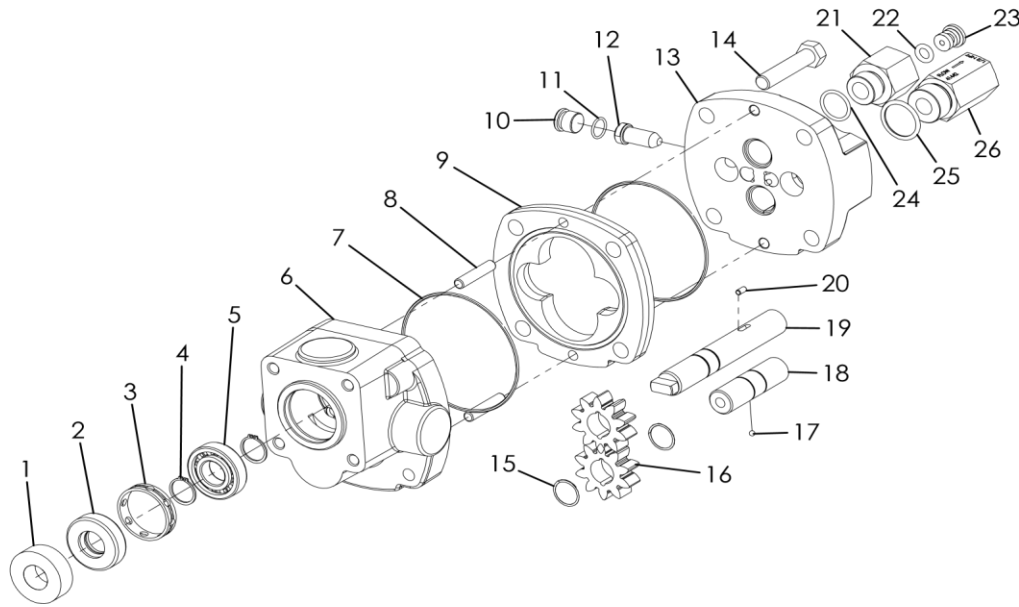




8118 Tank to Pump Plumbing Parts List

ITEM	PART NO.	QTY.	DESCRIPTION
1	500006	1	VALVE, 2" FULL PORT MANIFOLD
2	510003	AR	HOSE, 2", FERTILIZER
3	530013	1	GASKET, 1" EPDM
4	510016	AR	HOSE, 1" EPDM
5	530019	6	GASKET, 2" EPDM
6	530066	1	1" MANIFOLD X 1" HOSE BARB
7	530099	1	2" FULL PORT MANIFOLD X 1" FLANGE TEE
8	530104	2	2" FULL PORT MANIFOLD X 2" HOSE BARB 90°
9	530106	1	2" FULL PORT MANIFOLD COUPLER, 90°
10	530125	1	2" FULL PORT LINE STRAINER
11	540000	1	CLAMP, 1"
12	540002	6	CLAMP, 2" FULL PORT
13	540008	2	CLAMP, 2" TBOLT
14	540014	2	CLAMP, 1"
15	550011	AR	PUMP, HYPRO
NS	550000	AR	PUMP, ACE, 150-204
NS	550025	AR	PUMP, ACE, 205-304
NS	530316	AR	3" MANIFOLD REDUCER X 2" COUPLER
NS	540003	AR	CLAMP, 3"
NS	530024	AR	GASKET, 3" EPDM

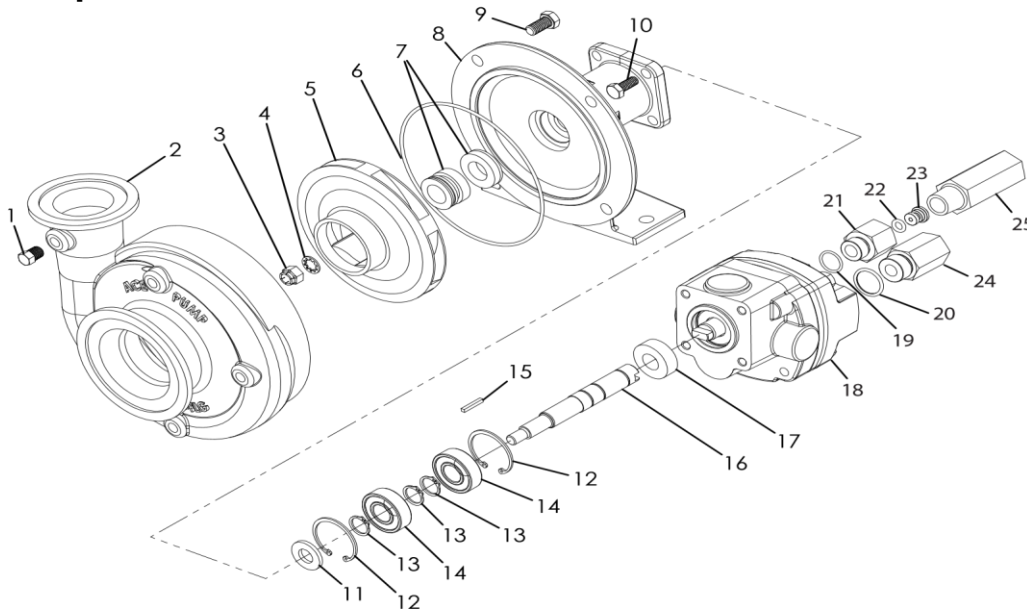
ACE 205 Motor



ACE 205 Motor Parts List

ITEM	PART NO.	QTY.	DESCRIPTION
1	41110	4	PIPE PLUG
1	41120	4	PIPE PLUG, STAINLESS STEEL (OPTIONAL)
2	41535	1	VOLUTE, 300 STANDARD FLANGE X 220 FULL PORT FLANGE
3	40393	1	NUT, 3/8" NF, STAINLESS STEEL
4	42702	1	WASHER, 3/8", STAINLESS STEEL, SELF-LOCKING
5	40434	1	IMPELLER, WITH EXTENDED KEYWAY, THERMOPLASTIC
5	40433	1	IMPELLER, WITH EXTENDED KEYWAY, CAST IRON (OPTIONAL)
5	40436	1	IMPELLER, WITH EXTENDED KEYWAY, 316 STAINLESS STEEL (OPTIONAL)
6 ¹	40149	1	SEAL, SILICON CARBIDE
7 ¹	40005	1	O-RING, BODY SEAL
8	40338	1	MOUNTING FRAME FOR 205 PUMP
9	40950	4	CAP SCREW, 3/8" NC X 3/4" HEX HEAD
9	40930	4	CAP SCREW, 3/8" NC X 3/4" HEX HEAD, STAINLESS STEEL (OPTIONAL)
10	41330	4	CAP SCREW, 5/16" NC X 3/4" HEX HEAD, MOTOR TO PUMP
11	41130	1	SLINGER
12	40820	2	SNAP RING, INTERNAL, BAC-14-205 MOUNTING FRAME
13	40385	3	SNAP RING, EXTERNAL, BAC-6-205 SHAFT
14	40880	2	BALL BEARING, SEALED, BAC-6-205 SHAFT
15	40068	1	SHAFT, EXTENDED KEYWAY, TANG, STAINLESS STEEL
16	40425	1	KEY, 1/8" X 1/8" X 13/16", EXTENDED KEYWAY
17	40163	1	SEAL SUPPORT SPACER, S305 FOR 205 SERIES PUMPS
18	41343	1	HYDRAULIC MOTOR, 11 GPM, EFFECTIVE 5/13
19	41875	1	O-RING, #8 SAE FITTING
20	41445	1	O-RING, #10 SAE FITTING
21	41455	1	BODY, RESTRICTOR ORIFICE, #8 SAE X 1/2" NPT
22	41448	1	O-RING, ORIFICE INSERT
23	41447	1	ORIFICE INSERT, RESTRICTOR INSERT
24	41442	1	REVERSE CHECK ASSEMBLY, #10 SAE X 1/2" NPT
25	41429	1	FLOW LIMITER (OPTIONAL)
NS	52705	AR	REPAIR KIT FOR FMC-205 PUMP WITH SILICON CARBIDE SHAFT SEAL
NS	41362	AR	MOTOR REPAIR KIT, INCLUDES 2, 7, 11

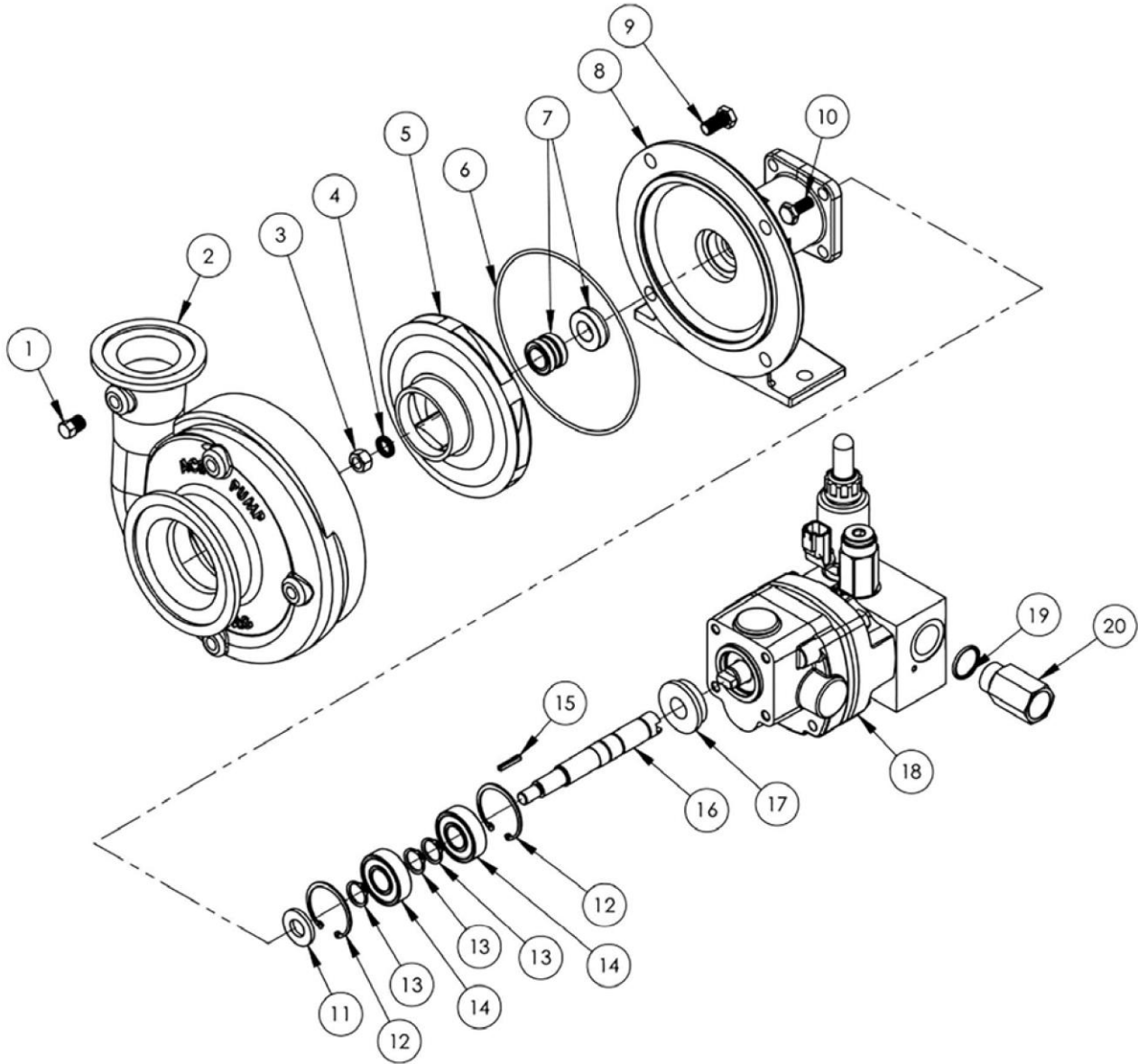
ACE 304 Pump



ACE 304 Pump Parts List 550025

ITEM	PART NO.		QTY.	DESCRIPTION
	Model 304N	Model 310N		
1	40162	40162	1	SEAL SUPPORT SPACER, S300 FOR 200 SERIES PUMPS
1	40163	40163	1	SEAL SUPPORT SPACER, S305 FOR 205 SERIES PUMPS
2*	40154	40154	1	SEAL CARTRIDGE, BAC-75-300-TLS
3	43056	43056	1	SPACER SEAL/BEARING, PERFORATED, 300 SERIES MOTOR
4	43205	43205	2	RETAINING RING, BEARING
5	43225	43225	1	BALL BEARING
6	43016	43016	1	DRIVE PLATE
7*	43130	43130	2	O-RING, HOUSING SEAL
8	43085	43080	2	DOWEL PIN, HOUSING
9	43005	43000	1	GEAR HOUSING
10	43277	43277	1	CAP, NEEDLE VALVE WITH O-RING, 300N SERIES MOTOR
11*	43276	43276	1	O-RING, NEEDLE VALVE CAP
12	43266	43266	1	NEEDLE, 300N SERIES MOTOR
13	43022	43022	1	END PLATE, 300N SERIES MOTOR
14	43185	43180	4	CAP SCREW, 3/8" N.C. HEX HEAD
15	43240	43240	2	RETAINING RING, GEAR
16	43035	43030	2	GEAR
17	43250	43250	1	BALL, IDLER SHAFT
18	43235	43230	1	IDLER SHAFT
19	43046	43039	1	DRIVE SHAFT
20	43195	43190	1	DOWEL PIN, DRIVE SHAFT
21	41455	41455	1	BODY, RESTRICTOR ORIFICE, #8 SAE X 1/2" NPT
22	41448		1	O-RING, ORIFICE INSERT
23	41447		1	ORIFICE INSERT, RESTRICTOR INSERT
24	41875	41875	1	O-RING, #8 SAE FITTING
25	41445	41445	1	O-RING, #10 SAE FITTING
26	41442	41442	1	REVERSE CHECK ASSEMBLY, #10 SAE X 1/2" NPT
*	41362	41362	AR	MOTOR REPAIR KIT, INCLUDES 2, 7, 11

ACE 205-304 PWM Pump



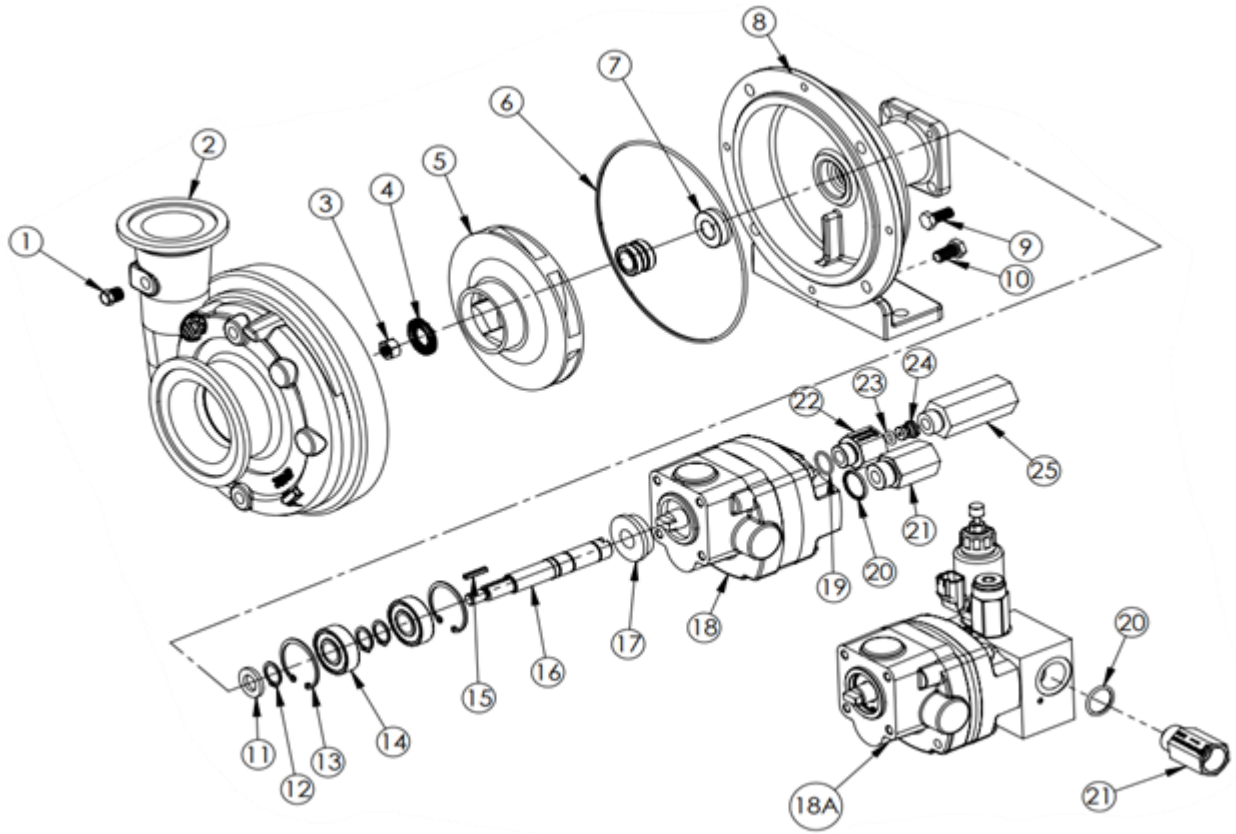


ILLUSTRATED PARTS LIST

ACE 205-304 PWM Pump Parts List 550035

ITEM	PART NO.	QTY.	EDP #	DESCRIPTION
0	550035	1		PUMP, 205-304 FLANGED, PWM, COMPLETE PUMP
1	BAC-53	4	41110	PIPE PLUG
1	41120	4	41120	PIPE PLUG, STAINLESS STEEL (-FS MODEL) (OPTIONAL)
2	7AC-14-FLG	1	41530	VOLUTE, 300 STANDARD FLANGE X 220 FULL PORT FLANGE, CAST IRON
2	7AC-14-FLG-SS	1	41532	VOLUTE. 300 FLANGE X 220 FLANGE, 316 STAINLESS STEEL (-FS MODEL)
3	BAC-23-B-SS	1	40393	NUT, 3/8" NF, STAINLESS STEEL
4	BAC-24-B-SS	1	42702	WASHER, 3/8", STAINLESS STEEL, SELF-LOCKING
5	BAC-26-200-P	1	40434	IMPELLER, THERMOPLASTIC
5	BAC-26-200-CI	1	40433	IMPELLER, CAST IRON (OPTIONAL)
5	BAC-26-200-SS	1	40436	IMPELLER, 316 STAINLESS STEEL (-FS MODEL) (OPTIONAL)
6	BAC-4A	1	40005	O-RING, BODY SEAL
7	BAC-7SC-205V	1	40149	SEAL, SILICON CARBIDE
8	BAC-14-205-HYD	1	40338	MOUNTING FRAME FOR 205 PUMP
8	BAC-14-205-HYD-SS	1	40346	MOUNTING FRAME FOR 205 PUMP, 316 STAINLESS STEEL (-FS MODEL)
9	40950	4	40950	CAP SCREW, 3/8" NC X 3/4" HEX HEAD
9	40930	4	40930	CAP SCREW, 3/8" NC X 3/4" HEX HEAD, STAINLESS STEEL (-FS MODEL)
10	41330	4	41330	CAP SCREW, 5/16" NC X 3/4" HEX HEAD, MOTOR TO PUMP
11	BAC-54	1	41130	SLINGER
12	BACH-33	2	40820	SNAP RING, INTERNAL, BAC-14-205 MOUNTING FRAME
13	BACH-32-HD	3	40385	SNAP RING, EXTERNAL, BAC-6-205 SHAFT
14	40880	2	40880	BALL BEARING, SEALED, BAC-6-205 SHAFT
15	BAC-25	1	40425	KEY, 1/8" X 1/8" X 13/16", EXTENDED KEYWAY
16	BAC-6-205-HYD-SS	1	40068	SHAFT, EXTENDED KEYWAY, TANG, STAINLESS STEEL
17	S305	1	40163	SEAL SUPPORT SPACER FOR 205 SERIES PUMP
18	BAC-75-HYD-304-PWM	1	41348	HYDRAULIC MOTOR, 11 GPM, PWM
19	41445	1	41445	O-RING, #10 SAE FITTING
20	BAC-78-10X10SAE	1	41467	REVERSE CHECK ASSEMBLY, #10 SAE X #10 SAE
NS	RK-FMCSC-205	-	52705	REPAIR KIT FOR FMC-205 PUMP WITH SILICON CARBIDE SHAFT SEAL
NS	RK-BAC-75-HYD-300-L	-	41362	REPAIR KIT FOR 300 SERIES HYDRAULIC MOTOR

ACE 255F -304 (PWM) Pump



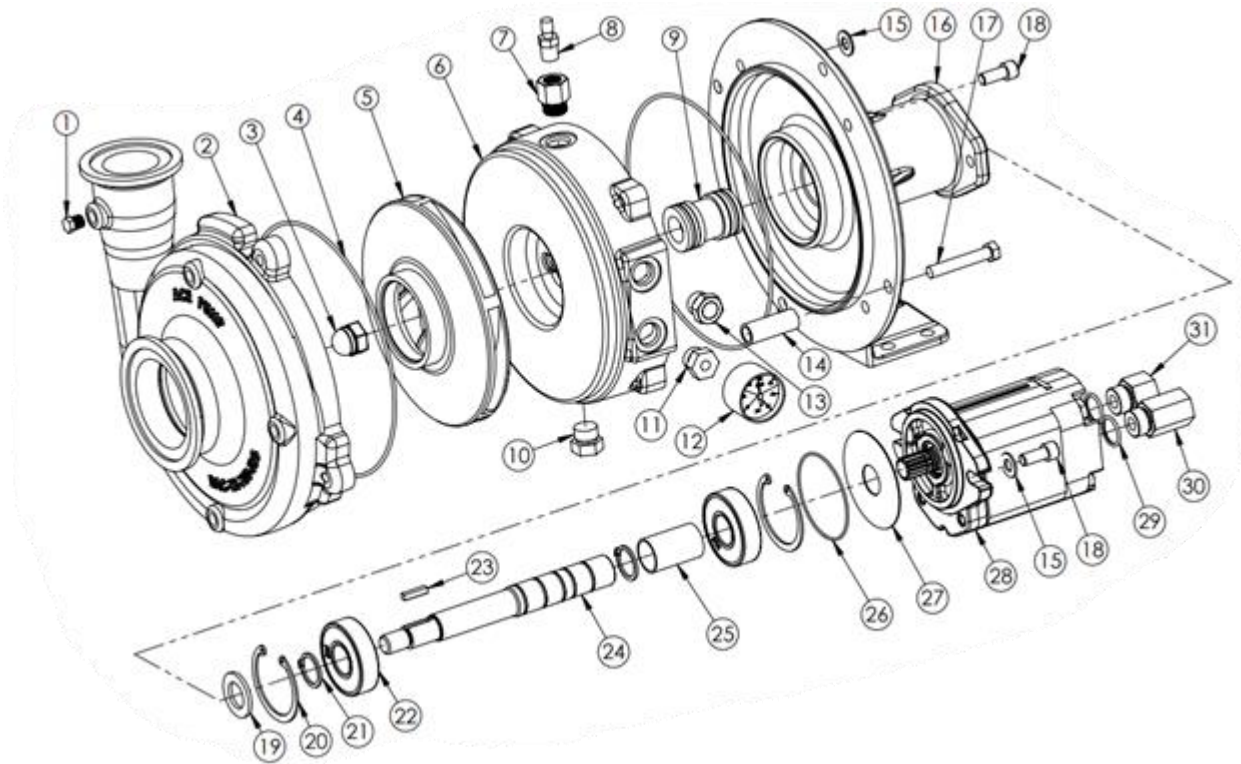


ILLUSTRATED PARTS LIST

ACE 255F -304 (PWM) Pump Parts List 550055 (550056)

ITEM	EDP NO.	VENDOR NO.	QTY.	DESCRIPTION
0	-	550055 (550056)	1	PUMP, 255-304 WET SEAL (PWM)
1	41100	BAC-53	4	PIPE PLUG
1	41120	41120	4	PIPE PLUG, STAINLESS STEEL (OPTIONAL)
2	30149	BAC-12-255-FLG	1	VOLUTE, CAST IRON, 300 X 220 FLANGED, E-COATED
3	40393	BAC-23-B-SS	1	NUT, 3/8" NF, SS
4	42702	BAC-24-B-SS	1	WASHER, 3/8" SS, VIBRATION PROOF
5	40434	BAC-26-200-P	1	IMPELLER, THERMOPLASTIC, KEYWAY
5	40433	BAC-26-200-CI	1	IMPELLER, CAST IRON, KEYWAY (OPTIONAL)
5	40436	BAC-26-200-SS	1	IMPELLER, STAINLESS STEEL, KEYWAY (OPTIONAL)
6	40015	BAC-4-150	1	O-RING, BODY SEAL
7	40149	BAC-75C-205V	1	SEAL, TYPE 2106 SILICON CARBIDE MECHANICAL SEAL
8	40288	BAC-14-5-HYD	1	MOUNTING FRAME, CAST IRON, E-COATED
9	41330	41330	2	CAP SCREW, 5/16" NC X 3/4"
10	40950	40950	4	CAP SCREW, 3/8"NC X 3/4" HEX HEAD
10	40930	40930	4	CAP SCREW, 3/8"NC X 3/4" HEX HEAD, STAINLESS STEEL (OPTIONAL)
11	41130	BAC-54	1	SLINGER
12	40385	BACH-32-HD	3	SNAP RING, EXTERNAL, SHAFT
13	40820	BACH-33	2	SNAP RING, INTERNAL, MOUNTING FRAME
14	40880	40880	2	BEARING
15	40425	BAC-25	1	KEY, 1/8" X 1/8" X 13/16" SS
16	41584	BAC-6-255-HYD-SS	1	SHAFT, .625 DIA, 255, SS
17	40163	S305	1	SEAL SUPPORT SPACER (304N)
18	41343	BAC-75-HYD-304	1	HYDRAULIC MOTOR, 9 GPM (INCLUDES 17,18, 19,20,21,22,23, 24)
18	41312	BAC-75-HYD-306	1	HYDRAULIC MOTOR, 16.5 GPM (INCLUDES 17,18B, 19,20,21,22,23, 24A)
18A	41348	BAC-75-HYD-304-PWM	1	HYDRAULIC MOTOR, INTEGRATED PWM VALVE, 9 GPM (INCLUDES 17,18A,20,21A)
19	41875	41875	1	O-RING, #8 SAE FITTING
20	41445	41445	1	O-RING, #10 SAE FITTING
21	41442	BAC-78-10SAE	1	REVERSE CHECK ASSEMBLY, #10 SAE X 1/2" NPT, W/ O-RING
21A	41467	BAC-78-10X10SAE	1	REVERSE CHECK ASSEMBLY, #10 SAE X #10 SAE, W/ O-RING (OPTIONAL)
22	41455	BAC-80-8SAE	1	BODY, RESTRICTOR ORIFICE, #8 SAE X 1/2" NPT, W/ O-RING
23	41448	41448	1	O-RING, RESTRICTOR
24	41447	BAC-79-8	1	ORIFICE INSERT, RESTRICTOR, W/ O-RING (304) (NOT FOR 304-PWM)
24A	41449	BAC-79-9	1	ORIFICE INSERT, RESTRICTOR, W/ O-RING (306)
25	41429	LS-304N	1	FLOW LIMITING VALVE, #8 MSAE X 1/2" FNPT (304) (OPTIONAL)
*	52717	RK-FMCSC-PRO5	-	REPAIR KIT, INCLUDES ITEMS 6 AND 7
*	41362	RK-BAC-75-HYD-300-L	-	REPAIR KIT; 300 SERIES HYD MOTOR WITH HIGH PRESSURE LIP SEAL

ACE 750 Pump



ACE 750 Pump Parts List 550050

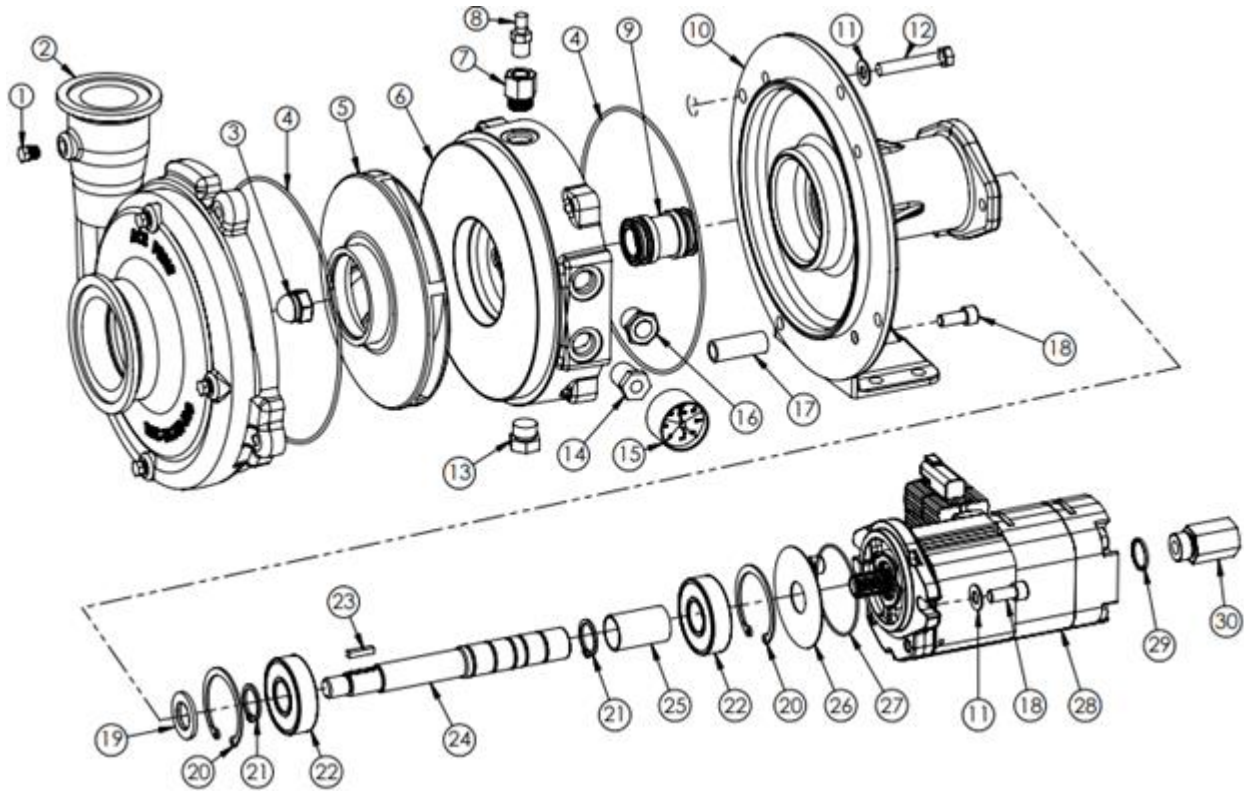
ITEM	EDP NO.	VENDOR NO.	QTY.	DESCRIPTION
0	-	550018 (550050)	1	PUMP 750 OASIS ACE (STAINLESS), COMPLETE
1	41110	BAC-53	4	PIPE PLUG, 1/8" NPT
2	30158	BAC-12-750-FLG	1	VOLUTE, 300 X 220 FLANGE, CAST IRON, E-COATED
3	40397	40397	1	ACORN NUT, 5/8"-11 STAINLESS STEEL
4	30009	ACAL-4	2	O-RING, VOLUTE SEAL
5	30182	BAC-26-750-CI	1	IMPELLER, CAST IRON, E-COATED
5	30189	BAC-26-750-SS	1	IMPELLER, 316 STAINLESS STEEL (OPTIONAL)
6	45264	BAC-16-750	1	SEAL PLATE, CAST IRON, E-COATED
7	41107	41107	1	PLUG, #8 SAE X 1/4" FNPT, HEX HEAD, WITH O-RING
8	41316	41316	1	AIR VALVE, 1/4" NPT
9	40147	BAC-7-750V	1	DUAL SEAL ASSEMBLY, TYPE 21, .875 SHAFT
10	41108	41108	1	PLUG, SAE #8, HEX HEAD, WITH O-RING
11	44039	44039	1	BUSHING, #8 SAE X 1/8" FNPT
11	44038	44038	1	BUSHING, 1/2" MNPT X 1/8" FNPT (PRIOR TO 11/11)
12	50150	50150	1	PRESSURE GAUGE, 0-60 PSI, 1/8" NPT
13	55851	55851	1	SITE GAUGE, #8 SAE, STEEL
13	55850	55850	1	SITE GAUGE, BRASS 1/2" NPT
14	45267	45267	4	SPACER, SEAL PLATE



ILLUSTRATED PARTS LIST

ITEM	EDP NO.	VENDOR NO.	QTY.	DESCRIPTION
15	42701	42701	3	WASHER, 3/8", VOLUTE AND MOTOR MOUNT
16	40333	BAC-14-750-HYD	1	MOUNTING FRAME, CAST IRON, E-COATED
17	40952	40952	4	CAP SCREW, 3/8" NC X 2-1/2", HEX HEAD (VOLUTE)
18	41907	41907	4	CAP SCREW, 3/8" NC X 1", SOCKET HEAD (SEAL PLATE, MOTOR MOUNT)
19	41132	BAC-54-650	1	SLINGER, 7/8" SHAFT
20	41943	41943	2	SNAP RING, INTERNAL, FRAME
21	30174	ACAL-32	2	SNAP RING, EXTERNAL, SHAFT
22	40875	40875	2	BALL BEARING, SEALED
23	41085	41085	1	KEY, .188 X .188 X .875
24	40066	BAC-6-750-HYD-SS-WS	1	SHAFT, 11T FEMALE SPLINE, STAINLESS STEEL
25	40793	BAC-32-750	1	SPACER, SHAFT
26	43419	43419	1	O-RING, FLANGE, M SERIES MOTOR (EFFECTIVE 6/15)
27	43414	43414	1	PAD, ABSORBENT, M SERIES MOTOR (EFFECTIVE 6/15)
28	41355	BAC-75-HYD-M22	1	HYDRAULIC MOTOR, PRESSURE PLATED GEAR TYPE, 18 GPM
28	41356	BAC-75-HYD-M25	1	HYDRAULIC MOTOR, PRESSURE PLATED GEAR TYPE, 20 GPM
29	41445	41445	2	O-RING, #10 SAE FITTING
30	41442	BAC-78-10SAE	1	REVERSE CHECK, #10 SAE MALE X 1/2" NPT FEMALE
31	41446	BAC-80-10SAE	1	BODY, ADAPTER/RESTRICTOR, #10 SAE MALE X 1/2" NPT FEMALE
NS	55032	55032	1.32	BARRIER FLUID, ROYAL PURPLE, QUART
NS	52724	RK-FMC-750	-	REPAIR KIT, INCLUDES ITEMS 4 (2 PCS.), 9, AND 32 (2 QTS.)

ACE 750 PWM Pump



ACE 750 PWM Pump Parts List 550044

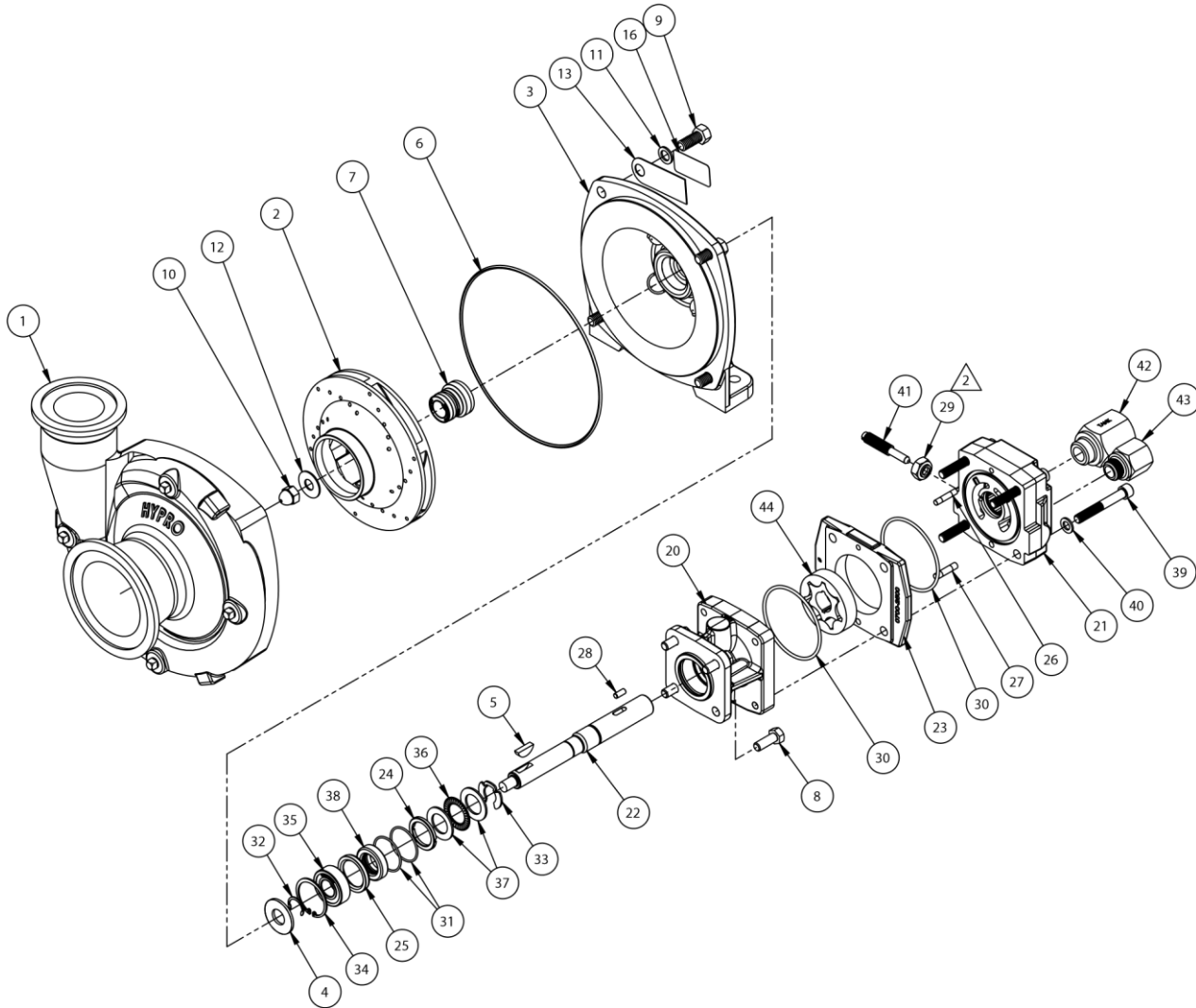
ITEM	EDP NO.	VENDOR NO.	QTY.	DESCRIPTION
0	-	550044	1	PUMP ACE OASIS 750, PWM, COMPLETE
1	41110	BAC-53	4	PIPE PLUG, 1/8" NPT
2	30158	BAC-12-750-FLG	1	VOLUTE, 300 X 220 FLANGE, CAST IRON, E-COATED
3	40397	40397	1	ACORN NUT, 5/8"-11 STAINLESS STEEL
4	30009	ACAL-4	2	O-RING, VOLUTE SEAL
5	30182	BAC-26-750-CI	1	IMPELLER, CAST IRON, E-COATED
5	30189	BAC-26-750-SS	1	IMPELLER, 316 STAINLESS STEEL (OPTIONAL)
6	45264	BAC-16-750	1	SEAL PLATE, CAST IRON, E-COATED
7	41107	41107	1	PLUG, #8 SAE X 1/4" FNPT, HEX HEAD, WITH O-RING
8	41316	41316	1	AIR VALVE, 1/4" NPT
9	40147	BAC-7-750V	1	DUAL SEAL ASSEMBLY
10	40333	BAC-14-750-HYD	1	MOUNTING FRAME, CAST IRON, E-COATED
11	42701	42701	3	WASHER, 3/8", VOLUTE DISCHARGE AND MOTOR MOUNT
12	40952	40952	4	CAP SCREW, 3/8" NC X 2-1/2", HEX HEAD (VOLUTE)



ILLUSTRATED PARTS LIST

ITEM	EDP NO.	VENDOR NO.	QTY.	DESCRIPTION
13	41108	41108	1	PLUG, SAE #8, HEX HEAD, WITH O-RING
14	44039	44039	1	BUSHING, #8 SAE X 1/8" FNPT
15	50150	50150	1	PRESSURE GAUGE, 0-60 PSI, 1/8" NPT
16	55851	55851	1	SITE GAUGE, #8 SAE, STEEL
17	45267	45267	4	SPACER, SEAL PLATE
18	41907	41907	1	CAP SCREW, 3/8" NC X 1", SOCKET HEAD (SEAL PLATE, MOTOR MOUNT) 6 19 BAC-54-650 41132 SLINGER, 7/8" SHAFT
20	41943	41943	2	SNAP RING, INTERNAL, FRAME
21	30174	ACAL-32	2	SNAP RING, EXTERNAL, SHAFT
22	40875	40875	2	BALL BEARING, SEALED
23	41085	41085	1	KEY, .188 X .188 X .875
24	40066	BAC-6-750-HYD-SS-WS	1	SHAFT, 11T FEMALE SPLINE, STAINLESS STEEL
25	40793	BAC-32-750	1	SPACER, SHAFT
26	43414	43414	1	PAD, ABSORBENT, M SERIES MOTOR
27	43419	43419	1	O-RING, FLANGE, M SERIES MOTOR
28	41336	BAC-75-HYD-M22-PWM	1	HYDRAULIC MOTOR, 18 GPM (65.9 LPM), WITH INTEGRATED VALVE
29	41445	41445	2	O-RING, #10 SAE FITTING
30	41442	BAC-78-10X10SAE	1	REVERSE CHECK, #10 SAE MALE X #10 SAE FEMALE
31	55032	55032	1.32	55032 BARRIER FLUID, QUART 1.32 J RK-FMC-750
NS	52724		-	REPAIR KIT, INCLUDES ITEMS 4 (2 PCS.), 9, AND 31 (2 QTS.)

Hypro 9306 Pump



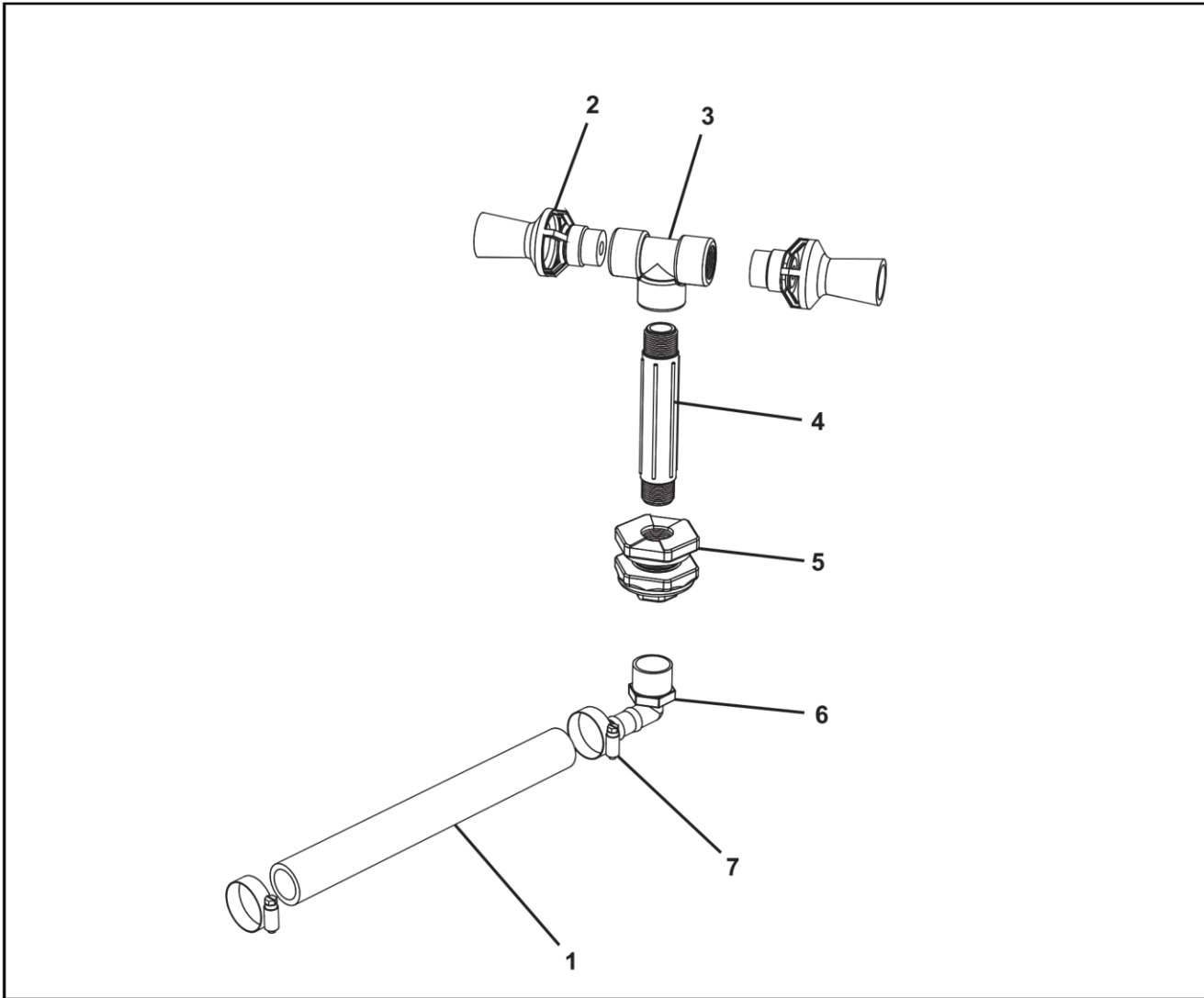


ILLUSTRATED PARTS LIST

Hypro 9306 Pump Parts List 550045

ITEM	PART NO.	QTY.	DESCRIPTION
1	0158-9200C	1	PUMPHOUSING,300X220U.FLG
2	0401-9200P2	1	IMPELLER(CWROTATION)
3	0750-9300C2	1	MOUNTINGFLANGE
4	1410-0056	1	SLINGERSEAL
5	1610-0012	1	WOODRUFFKEY
6	1720-0083	1	O-RING
7	2120-0039	1	SEAL,MECHANICAL
8	2210-0005	4	CAPSCREW,HEXHEAD5/16"-18X7/8"
9	2210-0020	4	CAPSCREW,HEXHEAD3/8"-16X7/8"
10	2253-0002	1	ALCNUT0.3750-24-N
11	2270-0041	1	WASHER
12	2270-0071	1	IMPELLERWASHER
13	2270-0076	1	TAG
14	3031-0134	1	CARTON-INDIVIDUAL
15	3435-0171	1	PACKINGKIT
16	6031-0325	1	DECAL
17	6031-0340	1	LABELREADYFORROUNDUP
18	6031-0343	1	INSTRUCTIONTAG
19	6031-0373	1	CESTICKERLABEL
20	0150-2500C	1	BODYASSY-SMALLPILOT
21	0254-2500C2	1	ENDPLATEASSY
22	0533-2500	1	SHAFT
23	0700-2500C1	1	GEROTORHOUSINGHM1,COATED
24	1410-0130	1	SPACER,3LSEAL
25	1410-0131	1	CARTRIDGE,FRONT
26	1600-0037	1	DOWELPIN
27	1600-0044	1	DOWELPIN
28	1610-0031	1	HM1&HM5ROUNDKEY
29	1700-0245	1	NUT,SEALING
30	1720-0110	2	O-RING
31	1720-0268	2	O-RING
32	1810-0014	1	RETAININGRING
33	1810-0026	1	RETAININGRING
34	1820-0013	1	INT.RET.RING
35	2000-0010	1	BEARING,BALL
36	2029-0009	1	BEARING,THRUST
37	2029-0010	2	BEARINGRACE,THRU
38	2104-0010	1	LIPSEAL
39	2220-0021	4	SCREW,SOCKETHEAD
40	2270-0039	4	WASHER,FLAT5/16"
41	3220-0029	1	VALVESTEM
42	3320-0052A	1	CHECKVALVEASSY-TANKPORT
43	3360-0023A	1	ADAPTER-INLETPORTASSY
44	3900-0022	1	GEROTOR

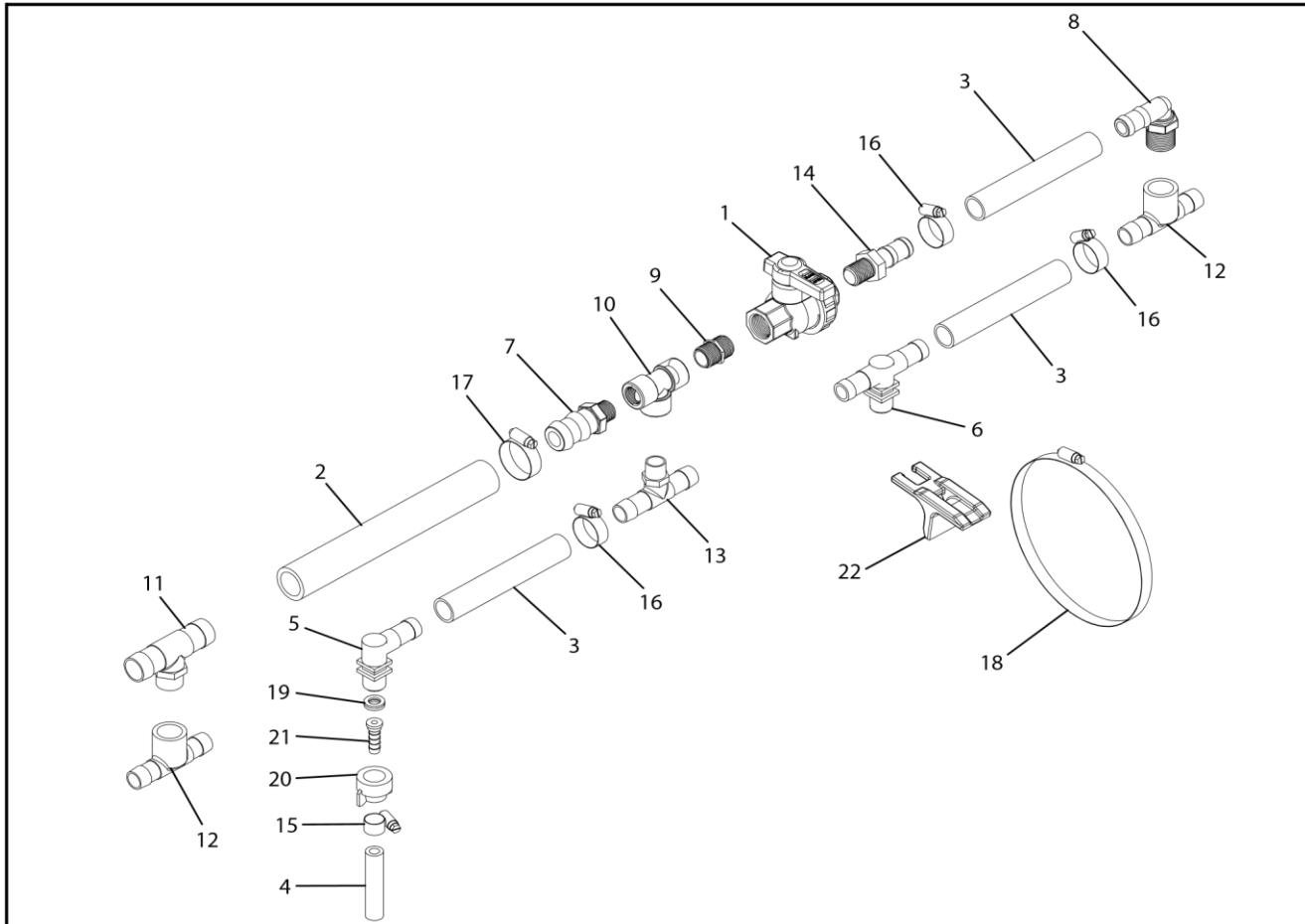
8118 Agitation



8118 Agitation Parts List

ITEM	PART NO.	QTY.	DESCRIPTION
1	510016	AR	HOSE, 1" EPDM X 6 IN
2	520029	2	AGITATION NOZZLE
3	530156	1	3/4" FPT POLY TEE
4	530130	1	NIPPLE 3/4" X 6
5	530160	1	BULKHEAD 3/4" NPT
6	530036	1	HOSE BARBELBOW 3/4" NPT X 1" HOSE
7	540014	2	CLAMP, STAINLESS 1" # 16

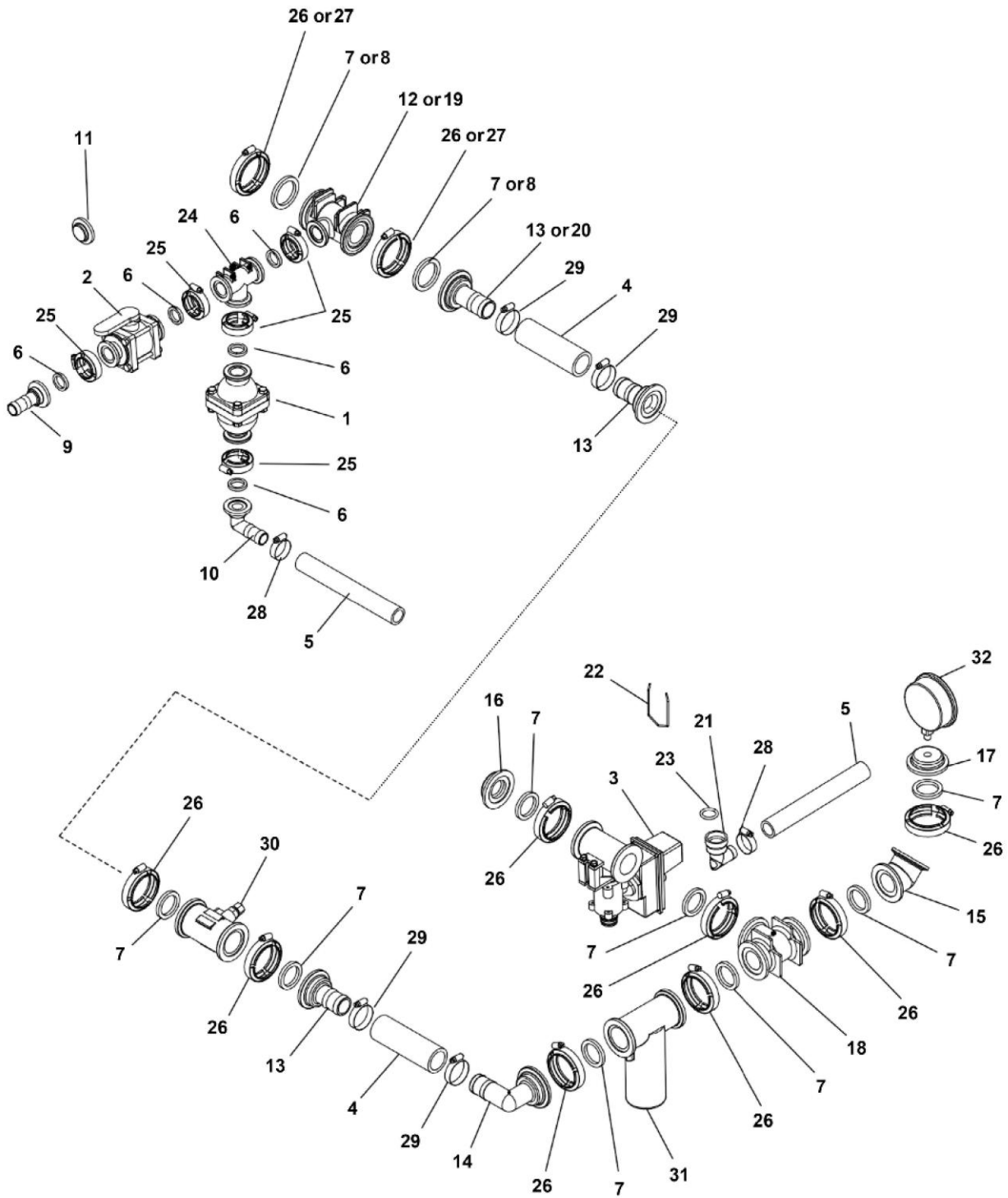
Toolbar Plumbing



Toolbar Plumbing Parts List

ITEM	PART NO.	QTY.	DESCRIPTION
1	500043	AR	VALVE, 3/4"
2	510016	AR	HOSE, 1" EPDM X 6 IN
3	510019	AR	HOSE, 3/4", EPDM
4	510020	AR	HOSE, 3/8", EPDM
5	520003	AR	3 NOZZLE, SINGLE HOSE SHANK NYB 3
6	520004	AR	NOZZLE, DOUBLE HOSE SHANK NYB
7	530039	AR	3/4" MPT X 1" HOSE BARB
8	530040	AR	3/4" MPT X 3/4" HOSE BARB 90°
9	530131	AR	3/4" MPT SHORT NIPLLE
10	530156	AR	3/4" FPT POLY TEE
11	530181	AR	3/4" MPT X 1" HOSE BARB TEE
12	530220	AR	3/4" FPT X 3/4" HOSE BARB TEE
13	530221	AR	3/4" MPT X 3/4" HOSE BARB TEE
14	530230	AR	3/4" MPT X 3/4" HOSE BARB
15	540011	AR	CLAMP, 3/8"
16	540013	AR	CLAMP, STAINLESS 3/4" # 12
17	540014	AR	CLAMP, STAINLESS 1" # 16
18	540021	AR	CLAMP, 4 1/8 - 7"
19	590029	AR	SEAL, EDPM RUBBER
20	590076	AR	CAP
21	590077	AR	CONNECTOR, HOSE BARB
22	590187	AR	MOUNT, PLUMBING

Pump to Ball Valve Plumbing



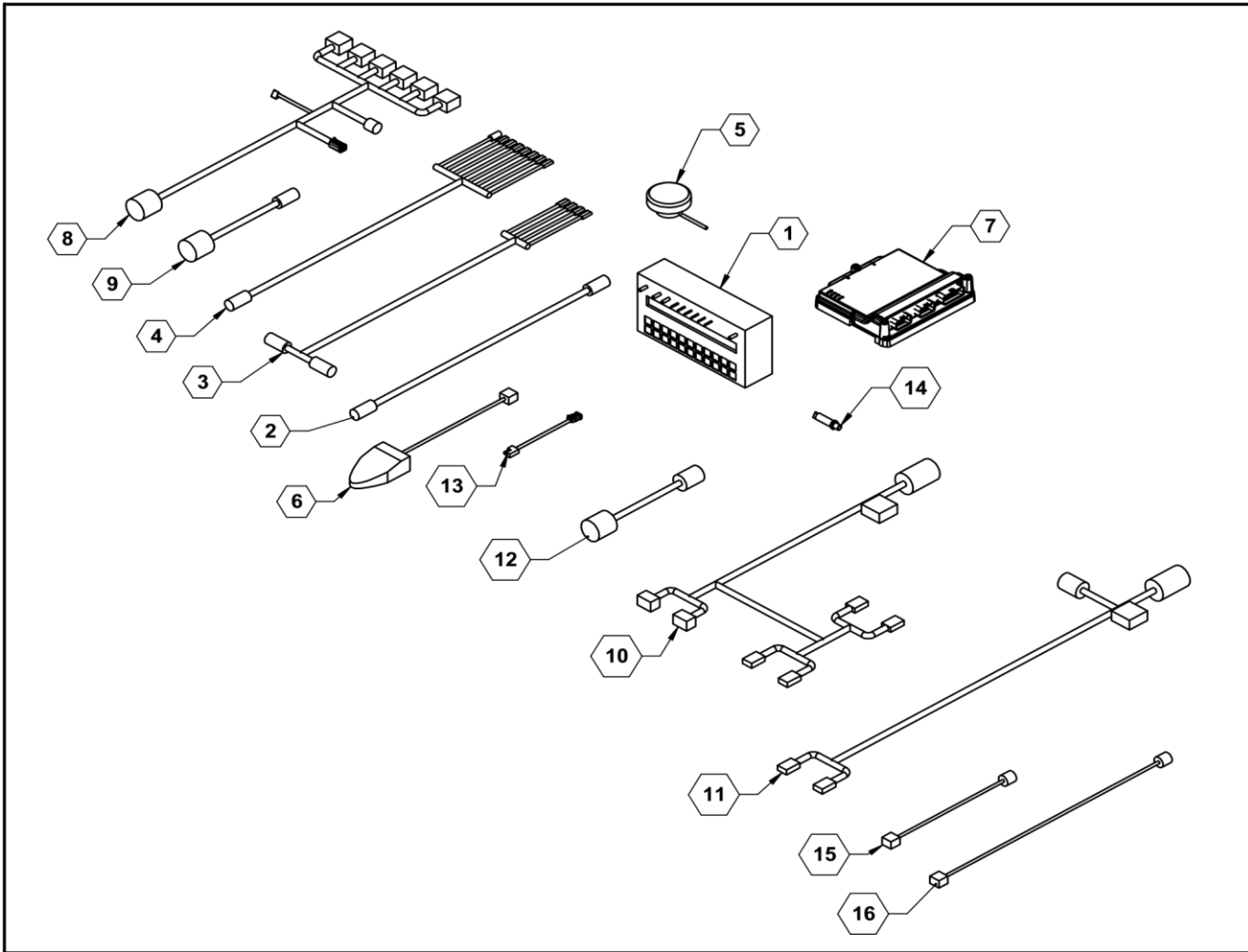


ILLUSTRATED PARTS LIST

Pump to Ball Valve Plumbing Parts List

ITEM	PART NO.	QTY.	DESCRIPTION
1	500004	1	VALVE. 100 PSI RELIEF
2	500005	AR	VALVE, 1" FULL PORT
3	520027	AR	VALVE 450BEC MANIFOLD (NARROW) (NON-FLOWBACK)
3	520028	AR	VALVE 450BEC MANIFOLD (WIDE) (NON-FLOWBACK)
3	520029	AR	VALVE 450BEC MANIFOLD (WIDE) (FLOWBACK)
4	510014	AR	HOSE, 1-1/2" EPDM
5	510016	AR	HOSE, 1" EPDM
6	530013	AR	GASKET, 1" EPDM
7	530014	AR	GASKET, 1-1/2" EPDM
8	530019	AR	GASKET, 2" EPDM
9	530066	AR	1" MANIFOLD X 1" HOSE BARB
10	530067	1	1" MANIFOLD X 1" HOSE BARB 90°
11	530070	AR	1" MANIFOLD PLUG
12	530075	AR	2" MANIFOLD X 1" TEE
13	530079	AR	2" MANIFOLD X 1-1/2" HOSE BARB
14	530080	1	2" MANIFOLD X 1-1/2" HOSE BARB 90°
15	530087	AR	2" FLANGE COUPLER, 45°
16	530093	1	2" MANIFOLD PLUG
17	530094	1	2" MANIFOLD PLUG W/ 1/4" FPT
18	530097	1	2" MANIFOLDTEE
19	530099	AR	2" FULL PORT X 1" FLANGE TEE
20	530100	AR	2" FULL PORT X 1-1/2" HOSE BARB
21	530190	AR	1" 90° HOSE BARB,NYLON
22	530193	AR	RETAINING CLIP
23	530198	AR	O-RING, VITON
24	530298	1	1" MANIFOLD TEE
25	540000	AR	CLAMP, 1"
26	540001	AR	CLAMP, 2"
27	540002	AR	CLAMP, 2" FULL PORT
28	540014	AR	CLAMP, 1"
29	540016	4	CLAMP, 1-1/2"
30	631804	1	FLOW METER,60P
31	631805	1	CONTROL VALVE,1-1/2"
32	790020	1	GAUGE, 160PSI
			NOTE: HYPRO 9306 AND ACE 205 PUMP OUTLETS REQUIRE 220 FITTINGS. ACE 150 PUMP OUTLET REQUIRES 200 FITTINGS.

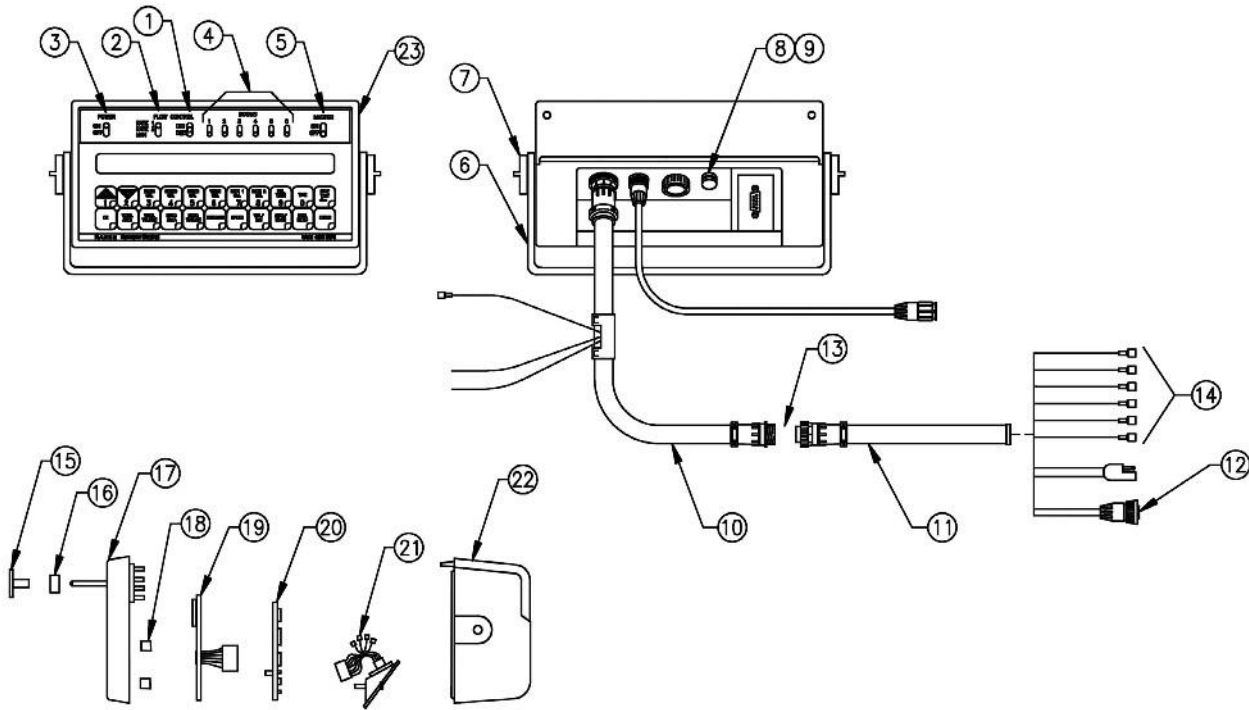
Raven Components



Raven Components Parts List

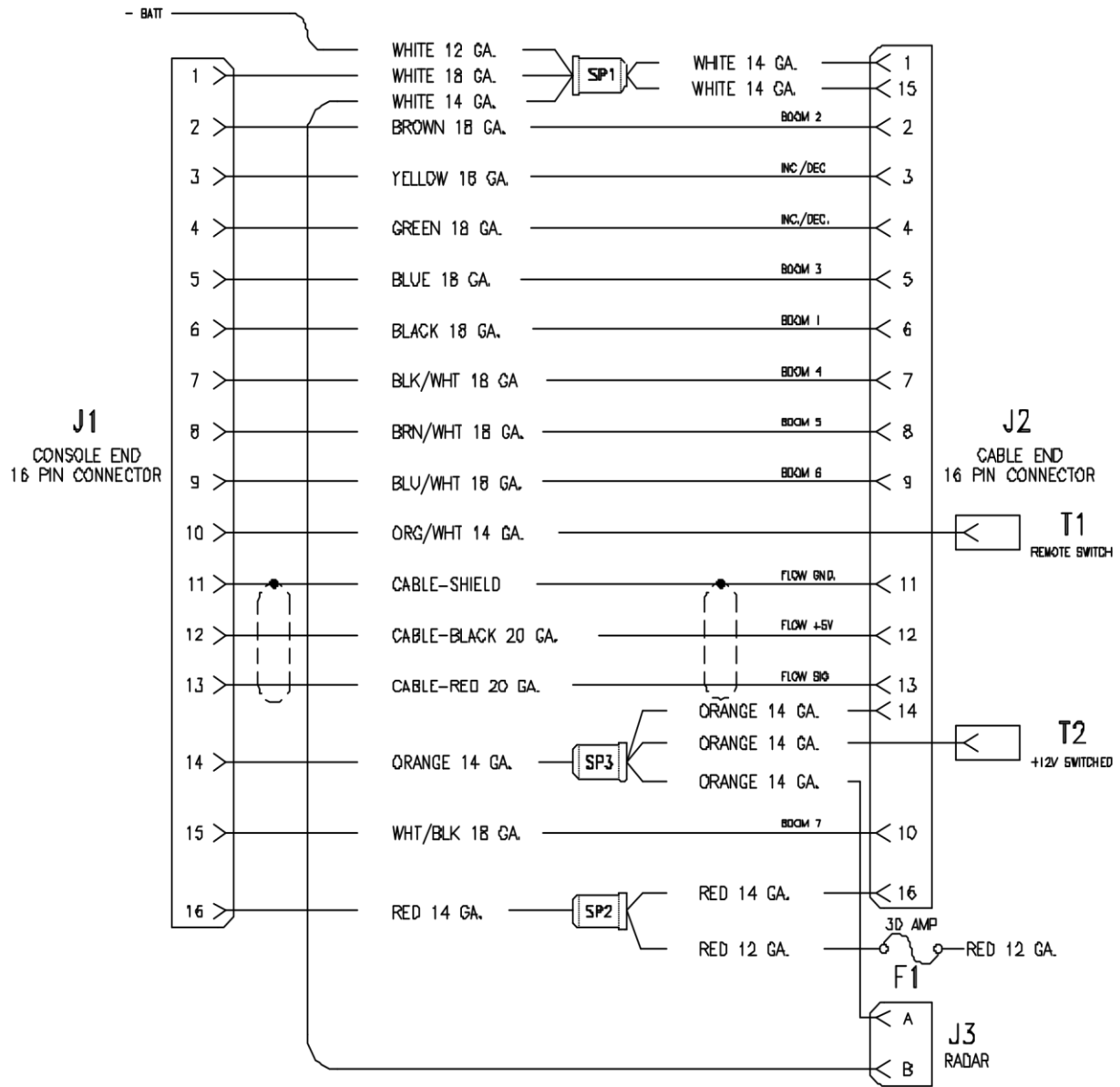
ITEM	PART NO.	QTY.	DESCRIPTION
1	631803	AR	6 SECTION 450 CONSOLE
2	631814	AR	12' 16 PIN EXTENSION CABLE
3	631818	AR	10' 440/450 CONSOLE CABLE
4	631819	AR	16 PIN 6 SECTION CABLE
5	631832	AR	GPS SPEED SENSOR
6	631856	AR	FOOTSWITCH
7	632010	AR	RCM
8	632027	AR	47 PIN 6 SECTION CABLE
9	632028	AR	47 PIN TO 16 PIN ADAPTER
10	632029	AR	47 PIN RCM Y-CABLE
11	632031	AR	12' ISO TO IBIC CABLE
12	632033	AR	47 PIN TO 37 PIN ADAPTER
13	632034	AR	TRAILER TO DEUTSCH PLUG ADAPTER CABLE
14	632036	AR	PRESSURE TRANSDUCER
15	632061	AR	CABLE, FOOTSWITCH, 12'
16	632062	AR	CABLE, FOOTSWITCH, 23'
NS	631802	AR	3 SECTION 440 CONSOLE

Raven SCS450 Console

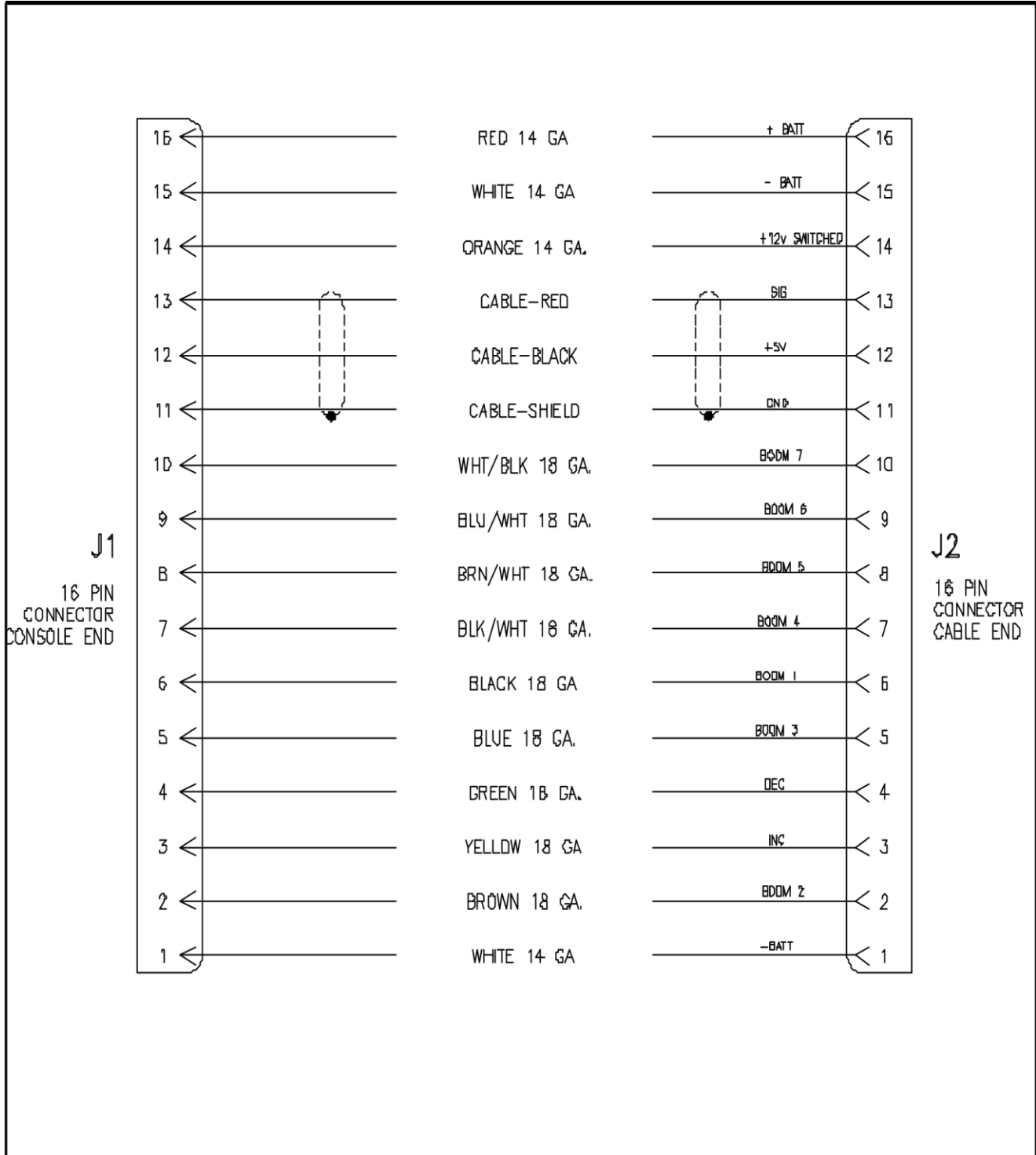


ITEM	DESCRIPTION	RAVEN PART #
1	Manual Adj. Switch	412-2011-049
2	Rate1/Rate2/Manual Switch	019-0159-078
3	Power Switch	412-2011-048
4	Boom Switch	412-2003-010
5	Master Switch	412-2011-046
6	Mounting Bracket	106-0159-437
7	Mounting Knob	106-0159-438
8	Fuse Holder	510-2001-018
9	Fuse, 15 Amp.	510-1003-003
10	Console Control Cable (10 ft.)	115-0159-492
	Console Control Cable (3 ft.)	115-0159-707
11	Flow Control Cable (6 ft.)	115-0159-495
	Flow Control Cable (12 ft.)	115-0159-496
	Flow Control Cable (24 ft.)	115-0159-708
12	Flow Meter Cable Ext. (6 ft.)	115-0159-016
	Flow Meter Cable Ext. (12 ft.)	115-0159-017
13	Flow Ext. Cable (12 ft.)	115-0159-493
	Flow Ext. Cable (24 ft.)	115-0159-494
14	Assorted Terminal Kit	117-0159-402
15	Switch Cover	063-0159-734
16	1-Set Filler Spacers	117-0159-421
17	Face Plate Assembly	063-0172-024
18	Display Board Spacer	107-0159-478
19	LCD Display Board	063-0171-961
20	Processor Board (Serial Interface)	064-0159-745
21	Connector Plate Assembly (Serial Interface)	063-0172-022
22	Back Assembly	063-0159-530
23	SCS 450 Console (Serial Interface)	063-0171-220

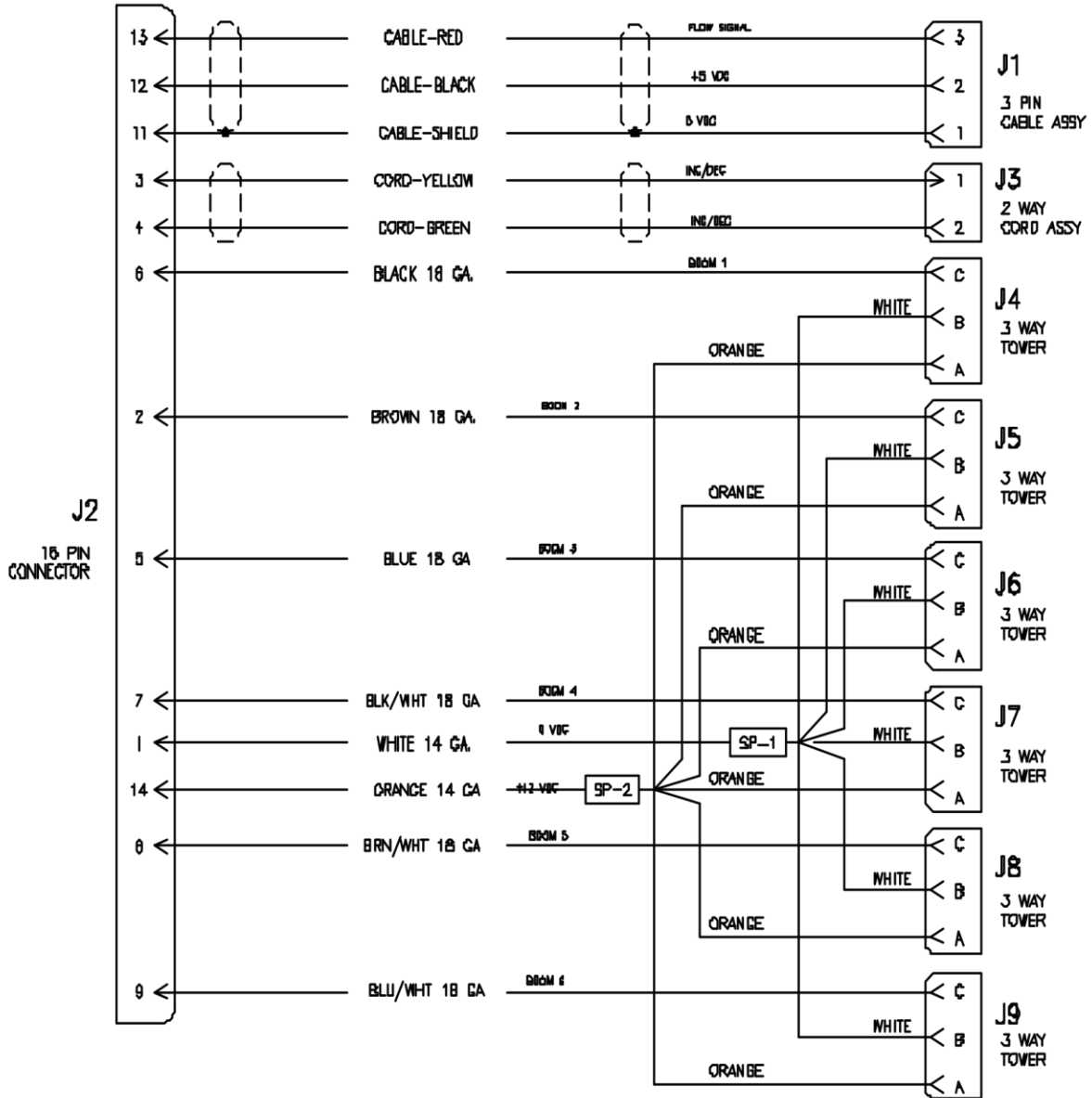
Control Harness 155-0171-085



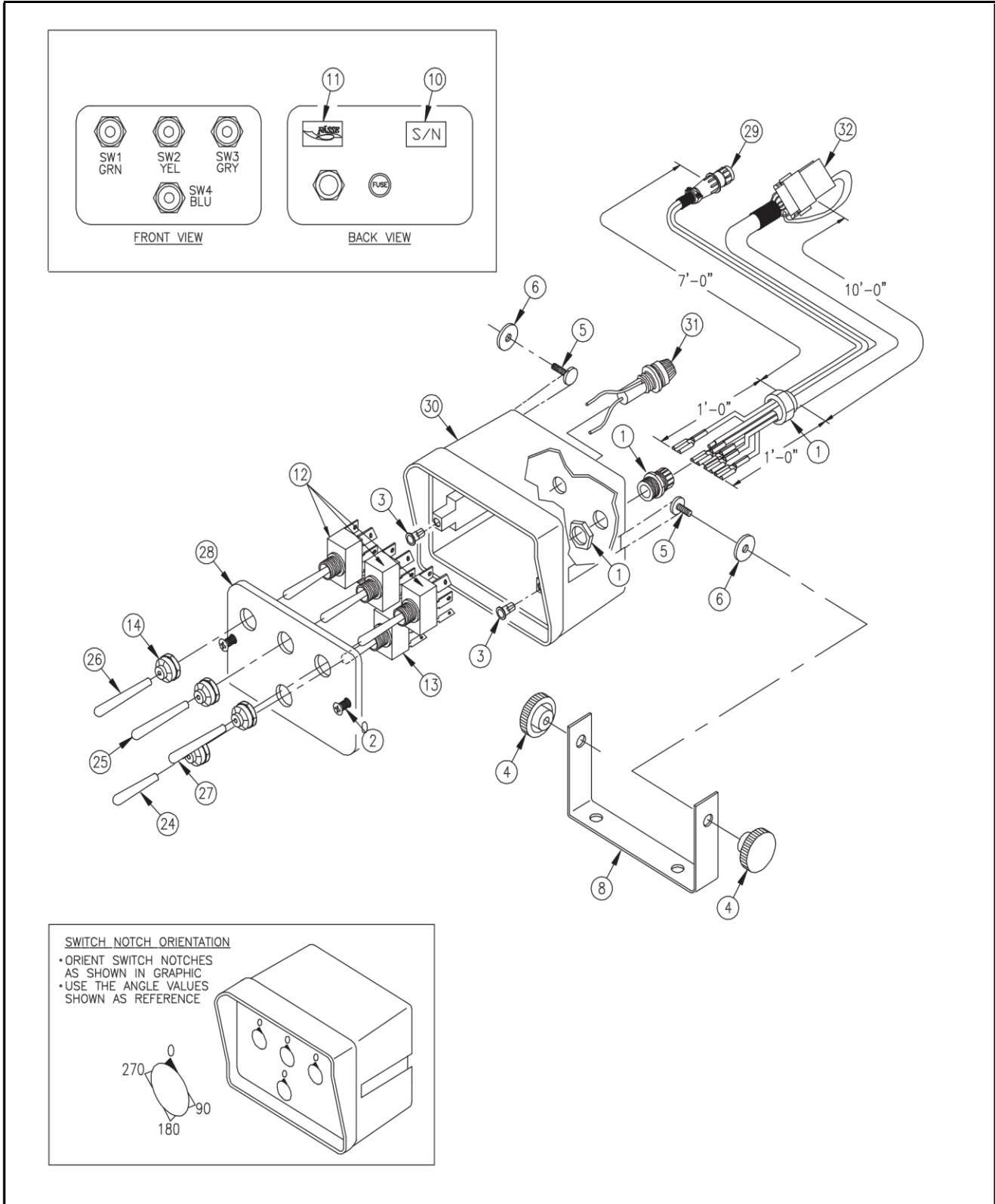
Control Harness 155-0159-856



Control Harness 155-0171-086



Fold Control Cab Box



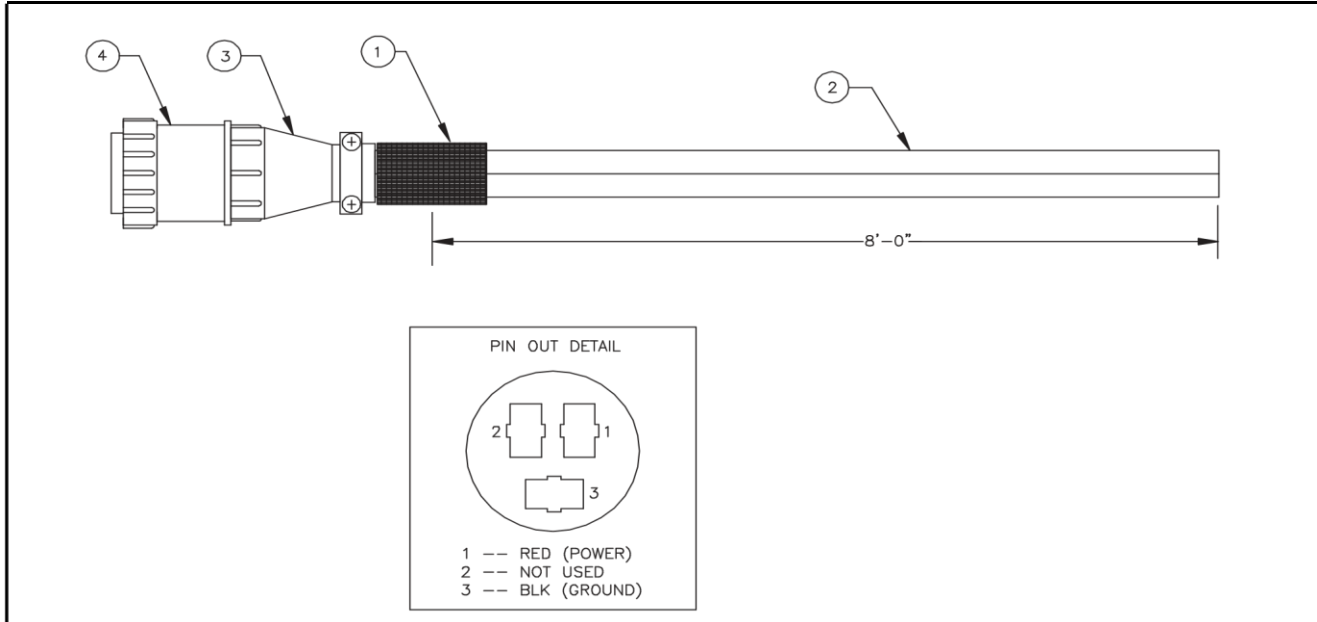


ILLUSTRATED PARTS LIST

Fold Control Cab Box Parts List

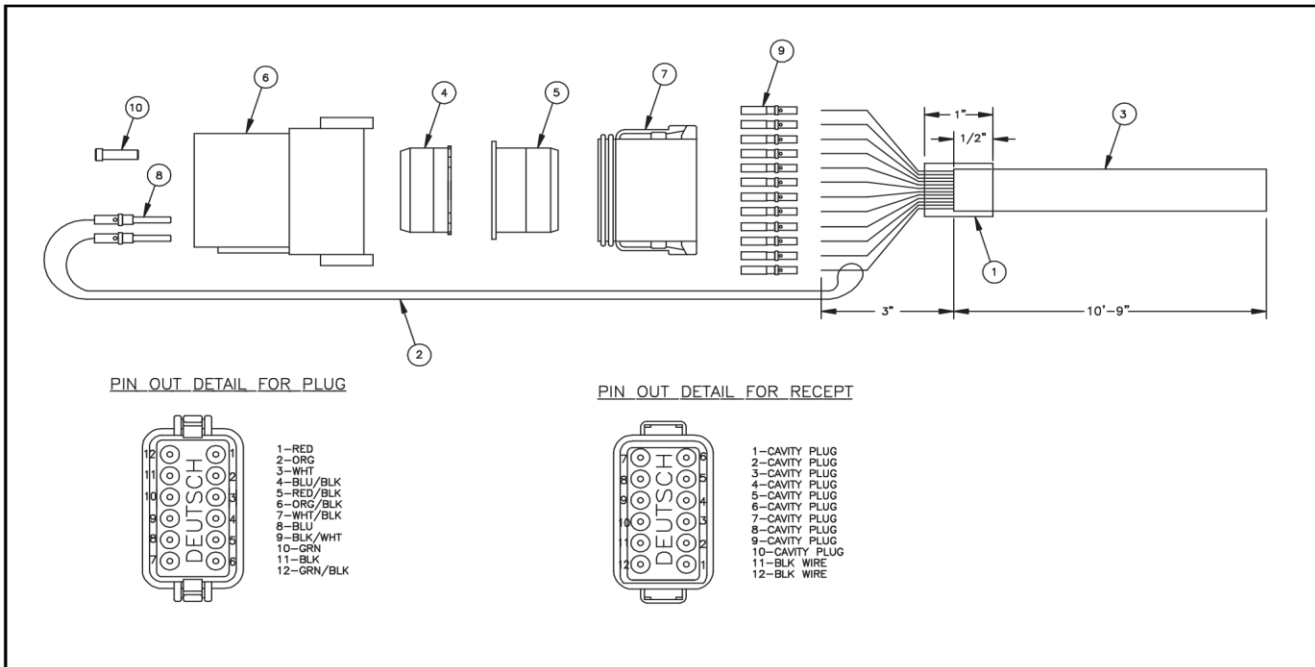
ITEM	VENDOR PART #	QTY.	DESCRIPTION
1	210-710	1	STR RLF HEYCO .23 - .53 ID HOLE DIA .886
2	212-184	2	SCREW 6-32 X 3/8 OVAL HD BLK
3	212-202	2	INSERT 6-32 X 3/8 BRASS
4	212-215	2	KNOB 1/4-20 FEMALE
5	212-231	2	SCREW , W ELDED 1/4-20 X .500
6	213-335	2	W ASHER NYLON .257 X .875 X .060
7	214-002	3	CABLE TIE BLACK
8	219-300	1	BRACKET HOUSING MONITOR
9	230-057	1	BAG POLY CLEAR 14 X 18 2 MIL W /LOGO
10	232-050	2	DECAL S/N SILVER
11	232-059	1	DECAL GOLD/BLACK 1.5 X .5
12	250-013	3	SW TOG DPDT 3P MOM LONG
13	250-015	1	SW TOG DPDT 2P MOM SHORT
14	250-023	4	SW TOG BOOT OPN GREY
15	252-058	18"	W IRE BLACK 18 GA
16	252-059	24"	W IRE 18 GA BLACK
17	252-060	18"	W IRE 18 GA BLACK
18	252-001	1	DIADE D116A2 6 AMP
19	255-002	10	TRM T-TAP F PO BLUE
20	255-006	5	TRM PO F NON INS 20/18 GA
21	255-070	2	TRM PO MF 14-16 GA
22	255-119	5	TRM PO F INS 16-14 GA
23	255-285	1	TRM SPLICE CLOSED END LARGE
24	259-015	1	SW TOG GRIP VINYL BLUE .187
25	259-022	1	SW TOG GRIP VINYL YELLOW .187
26	259-023	1	SW TOG GRIP VINYL GREEN .187
27	259-027	1	SW TOG GRIP VINYL GREY .187
28	304-037	1	ENCL DRILL FP MONITOR SW 4 F00204
29	314-217	1	HARNESS R/B W IRE SERIES 3 P/8
30	319-725	1	ENCL DRILL MNTRBX FH-7/8" STR RLF
31	319-769	1	FUSEHOLDER PM ASSM. 10A /.5'
32	320-184	1	HRN 12 CON 16 GA DTP KEY A 12P (12) 11' END CAP

Wiring Harness



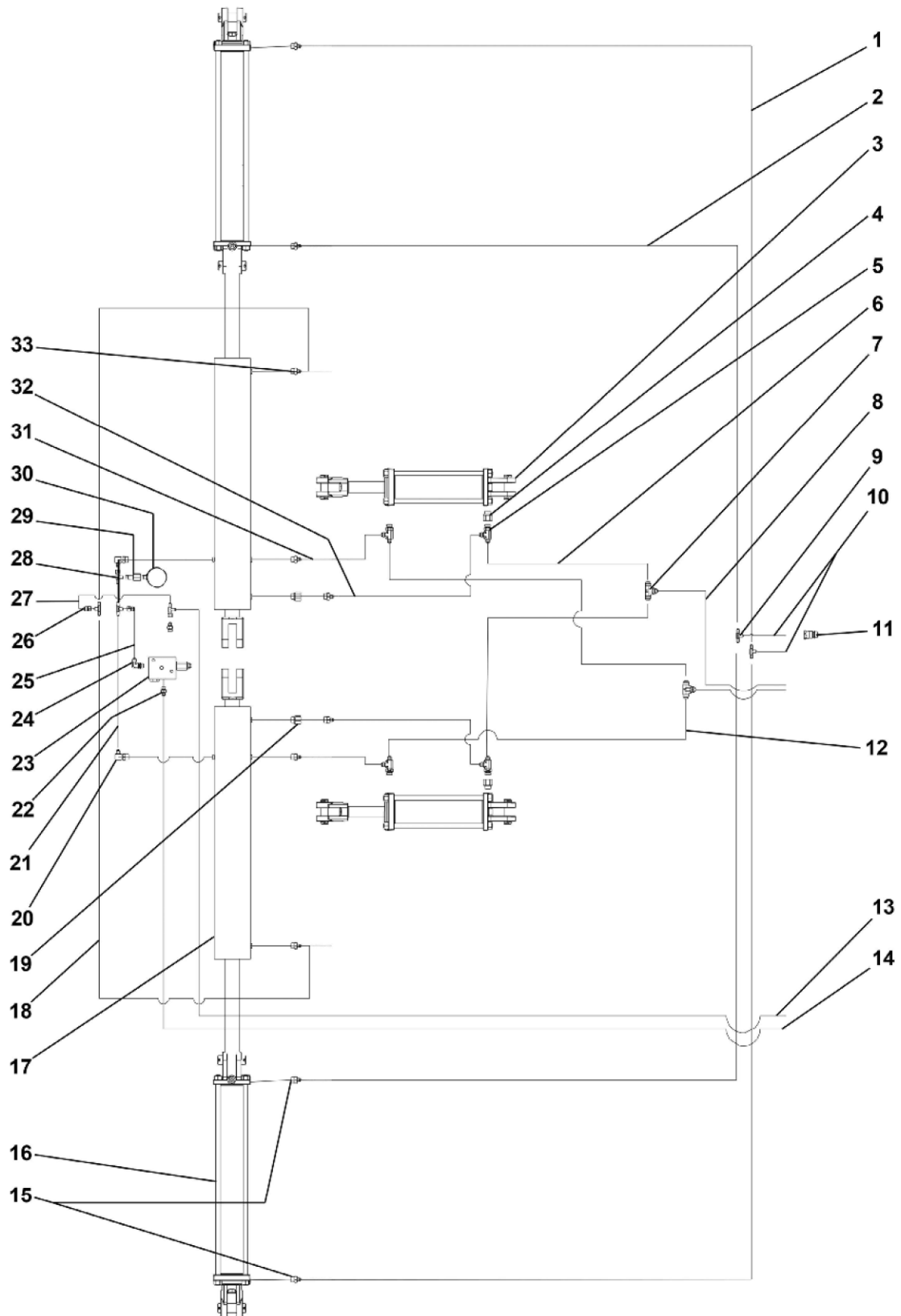
ITEM	VENDOR PART NO.	QTY.	DESCRIPTION
1	230-250	2 "	SHRINK TUBING .250 BLACK
2	252-021	8'	WIRE RED/BLACK 16 GA ZIP
3	255-043	1	CENTER 16 PIN SHELL #17
4	255-233	1	CENTER AMP SOCKET
5	255-549	1	CENTER SERIES 3 17-3 PLUG

Harness Connector



ITEM	VENDOR PART NO.	QTY.	DESCRIPTION
1	231-009	1 "	SHRINK TUBING .500 BLACK
2	252-058	12 "	WIRE BLACK 18 GA
3	252-064	11 '	CABLE 12 CON 18 GA PVC GREY
4	255-214	1	CONN DEUT LOCK WEDGE 12 PIN DTR
5	255-215	1	CENTER LOCK WEDGE 12 PINM DTR
6	255-755	1	CONN DUETT DT RCPT 12 PIN KEY A
7	255-756	1	CONN DUETT FT PLUG 12 PIN KEY A
8	255-977	2	CONN DUETT PIN 16-18 GA
9	255-978	12	CENTER DEUTSCH SOCKET 16/18 GA.
10	255-979	10	CONN DUETT CAVITY PLUG

8118 Hydraulic Schematic





ILLUSTRATED PARTS LIST

8118 Hydraulic Schematic Parts List

ITEM #	VENDOR #	PART #	DESCRIPTION	QUANTITY
1		600045-7-ZN	FDM4R17-4FJXZ-4FJX90MZ-220	2
2		600045-6-ZN	FDM4R17-4FJXZ-4FJX90MZ-200	2
3	MI661832	620073	CYLINDER 40TD10-150 DA 4 x 10" STROKE	2
NS	MI661729		KIT SEAL 4.0 BORE x 1.5 ROD	AR
4	AF661180093	610095	FITTING ADAPTER 8ORB M/F .093 ORIFICE	2
5	PA-6804-06-08-06	610066	FITTING ADAPTER JIC SWIVEL RUN TEE TO-6804-06-08-06	4
6		600045-10-ZN	FDM6R17-6FJX90MZ-8FJXZ-68	2
7	TO-2603-08-08-08	610004	FITTING ADAPTER TEE 8JIC	2
8		FDM 0025-ZN	FDM8R17-8MBOZ-8FJXZ-183	2
9	TO-2603-04-04-04	610003	FITTING ADAPTER JIC TEE TO-2603-04-04-04	2
10		FDM 0055-ZN	FDM4R17-8MBOZ-4FJX90MZ-305	2
11	2-NV12-12SAE-M	520048	TIP HYDRAULIC ISO	6
12		600045-11-ZN	FDM6R17-6FJX90MZ-8FJXZ-80	2
13		600045-4A-ZN	FDM6R17-8MBOZ-6FJXZ-90M-281	1
14		600045-3-ZN	FDM6R17-8MBOZ-6FJXZ-273	1
15	TO-6801-6-8-S	610045	FITTING ADAPTER 8ORB TO 4JIC R0.045 (USED ON 620004)	4
16	MI671326	620057	CYLINDER 30TD16-150 3" x 16" STROKE	2
NS	MI649208		KIT SEAL 3.0 BORE x 1.5 ROD	AR
17	MP-PMI 0002	620027	CYLINDER DUAL FUCTION 45WD22.5 X 1.81 WK	2
NS	MP-PMI0002		KIT SEAL 4.5 BORE x 2.0 ROD	AR
18		FDM 0048-ZN	FDM4R17-4FJXZ-4FJX90MZ-85	2
19	AF661182047	610096	FITTING ADAPTER 8ORB M/F .047 ORIFICE	2
20	TO-6801-04-08	610029	FITTING ADAPTER 8ORB TO 4JIC 90°	2
21		600056-1-ZN	FDM4R17-4FJXZ-4FJXZ-63	2
22	TO-6400-06-06	610010	FITTING ADAPTER 6ORB TO 6JIC	1
23	AFFAST194288	630038	BLOCK DOWN PRESSURE (1PDCP25-PT-12S)	1
24	TO68010606	610078	FITTING ADAPTER 6ORB TO 6JIC 90°	1
25		600045-1A-ZN	FDM6R17-6FJXZ-6FJX90MZ-25	1
26	TO-2406-6-4	610002	FITTING ADAPTER 2406-04-06	2
27		600045-2A-ZN	FDM6R17-6FJXZ-6FJX90MZ-25.5	1
28	TO-6602-04-04-04	610026	FITTING ADAPTER JIC SWIVEL RUN TEE TO-6602-04-04-04	1
29	TO-6506-4-4-S	610025	FITTING ADAPTER 6506-4-4	1
30	AF2141GXB3000	790052	GAUGE PRESSURE 0-3000 PSI	1
31		600056-2-ZN	FDM4R17-6FJXZ-4FJX90MZ-50	2
32		600056-3-ZN	FDM4R17-6FJXZ-4FJX90MZ-60	2
33	TO-6400-04-08	610009	FITTING ADAPTER 8ORB TO 4JIC	6

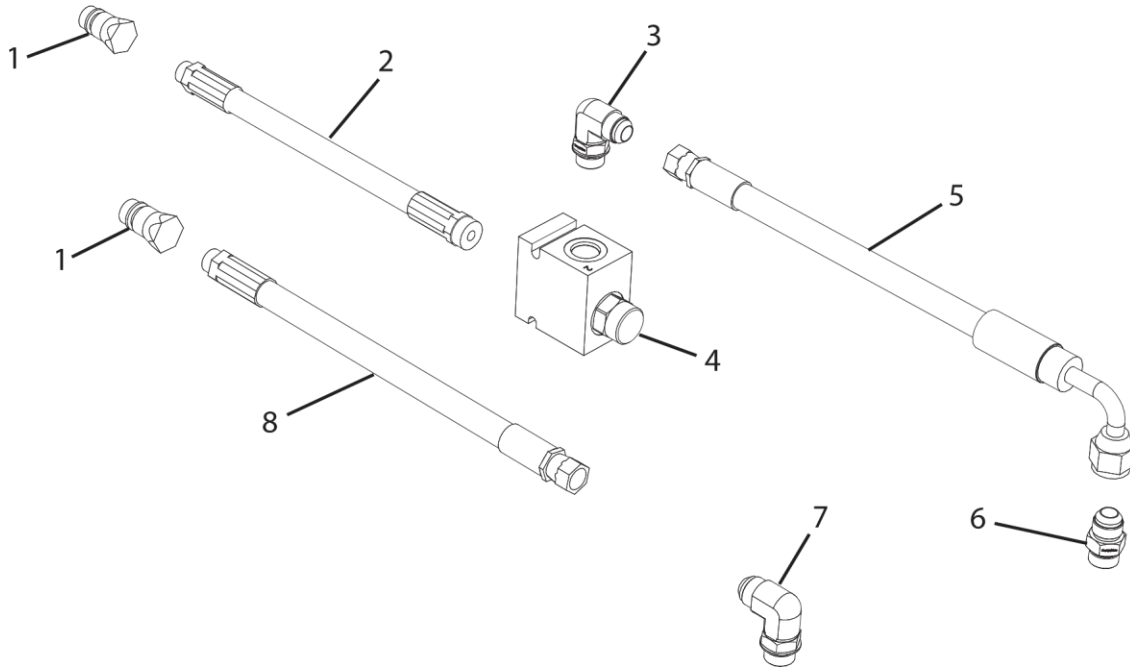


ILLUSTRATED PARTS LIST

Hose Description

PART #	DESCRIPTION	HOSE SIZE	1ST END	2ND END	CUT HOSE	QTY.
600040-11-ZN	FDM4R17-4FJXZ-4FJX90MZ	1/4"	F ST.	F 90	219"	1
600042-13-ZN	FDM4R17-4FJXZ-4FJXZ	1/4"	F ST.	F ST.	94"	1
600042-15-ZN	FDM4R17-4FJXZ-4FJXZ	1/4"	F ST.	F ST.	98"	1
600042-16-ZN	FDM4R17-4FJXZ-4FJXZ	1/4"	F ST.	F ST.	64"	1
600042-26-ZN	FDM4R17-4FJXZ-4FJXZ	1/4"	F ST.	F ST.	183"	1
600042-27-ZN	FDM4R17-4FJXZ-4FJXZ	1/4"	F ST.	F ST.	238"	1
600042-28-ZN	FDM4R17-4FJXZ-4FJX90MZ	1/4"	F ST.	F 90	86"	1
600042-29-ZN	FDM4R17-4FJXZ-4FJXZ	1/4"	F ST.	F ST.	52"	1
600042-30-ZN	FDM4R17-4FJXZ-4FJX90MZ	1/4"	F ST.	F 90	64"	1
600042-31-ZN	FDM4R17-4FJXZ-4FJX90MZ	1/4"	F ST.	F 90	70"	1
600042-32-ZN	FDM4R17-4FJXZ-4FJX90MZ	1/4"	F ST.	F 90	93"	1
600064-1-ZN	FDM8R17-8FJX90MZ-8FJXZ	1/2"	F. 1/2" 90	F 1/2" ST.	26"	1
600064-2-ZN	FDM6R17-8FJXZ-8FJXZ	3/8"	F 1/2" ST.	F 1/2" ST.	93"	1
600064-3-ZN	FDM4R17-4FJXZ-4FJXZ	1/4"	F.1/4" ST.	F 1/4" ST.	84"	1
600064-4-ZN	FDM6R17-8FJXZ-8FJXZ	3/8"	F 1/2" ST.	F 1/2" ST.	117"	1
600064-5-ZN	FDM4R17-4FJX90MZ-4FJXZ	1/4"	F 1/4" 90	F 1/4" ST.	109"	1
FDM 0049-ZN	FDM4R17-4FJXZ-4FJXZ	1/4"	F ST.	F 90	201"	1
600042-1-ZN	FDM8R17-8MBOZ-8FJXZ	1/2"	#8 O-RING	F ST.	195"	2
600034-2-ZN	FDM6R17-8MBOZ-6FJXZ	3/8"	#8 O-RING	F ST.	340"	2
600042-2-ZN	FDM6R17-6FJX90MZ-8FJXZ	3/8"	F. 90	F 1/2" ST.	62"	2
600042-3-ZN	FDM6R17-6FJX90MZ-8FJXZ	3/8"	F. 90	F 1/2" ST.	73"	1
600042-4-ZN	FDM6R17-6FJX90MZ-8FJXZ	3/8"	F. 90	F 1/2" ST.	51"	1
600063-1-ZN	FDM6R17-6FJXZ-8FJXZ	3/8"	F. 3/8" ST.	F 1/2" ST.	152"	1
600042-33-ZN	FDM6R17-6FJXZ-6FJXZ	3/8"	F. ST.	F ST.	150"	1
600042-34-ZN	FDM4R17-6FJXZ-4FJXZ	1/4"	F 3/8"	F ST.	7"	1

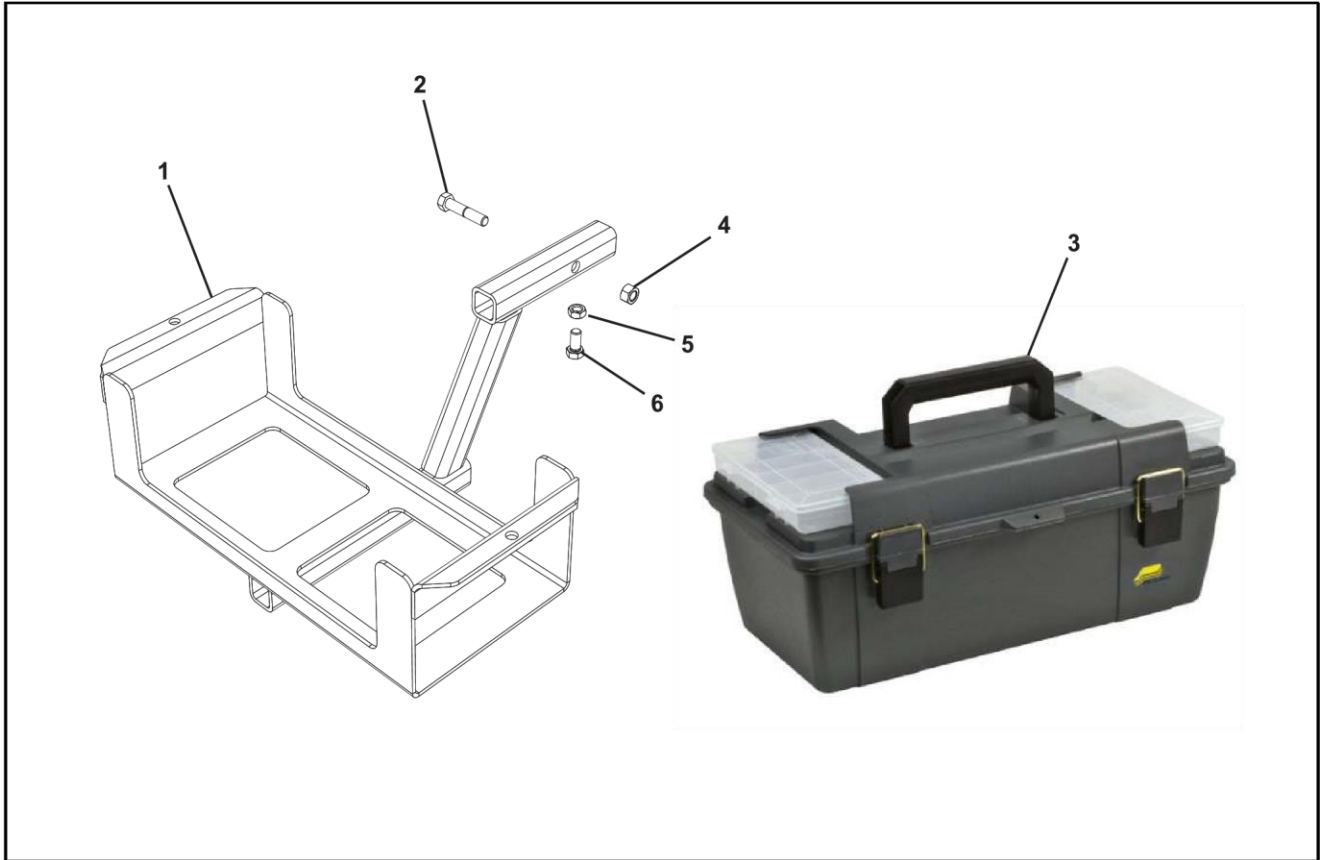
Hydraulic System for Pump



Hydraulic System for Pump Parts List

ITEM	PART NO.	QTY. 8218	QTY. 8224	DESCRIPTION
1	2-NV 12-12S A E	2	2	HOSE TIP
2	P A 600054-1	1	1	HOSE PRESSURE TO VALVE
3	610086	1	1	HYDRAULIC FITTING 8601-8-10
4	610099			PC VALVE 13 GPM
5	P A 600054-2	1	1	HOSE PRESSURE TO PUMP
6	610106	1	1	HYDRAULIC FITTING 6400-10-10
7	610102	1	1	HYDRAULIC FITTING 6801-10-10
8	P A 600054-3	1	1	HOSE PUMP RETURN

Toolbox Carrier



Toolbox Carrier Parts List

ITEM	VENDOR PART NO.	QTY.	DESCRIPTION
1	18426	1	TOOLBOX HOLDER
2	155	1	BOLT HEX HEAD 1/2 X 2-1/2: GRADE 5 ZP
3	790041	1	20" DEEP GRAB & GO TOOLBOX
4	239	1	NUT HEX HEAD 1/2" CENTERLOCK ZP
5	223	1	NUT HEX HEAD 1/2" JAM ZP
6	152	1	BOLT HEX HEAD 1/2 X 1: GRADE 5 ZP

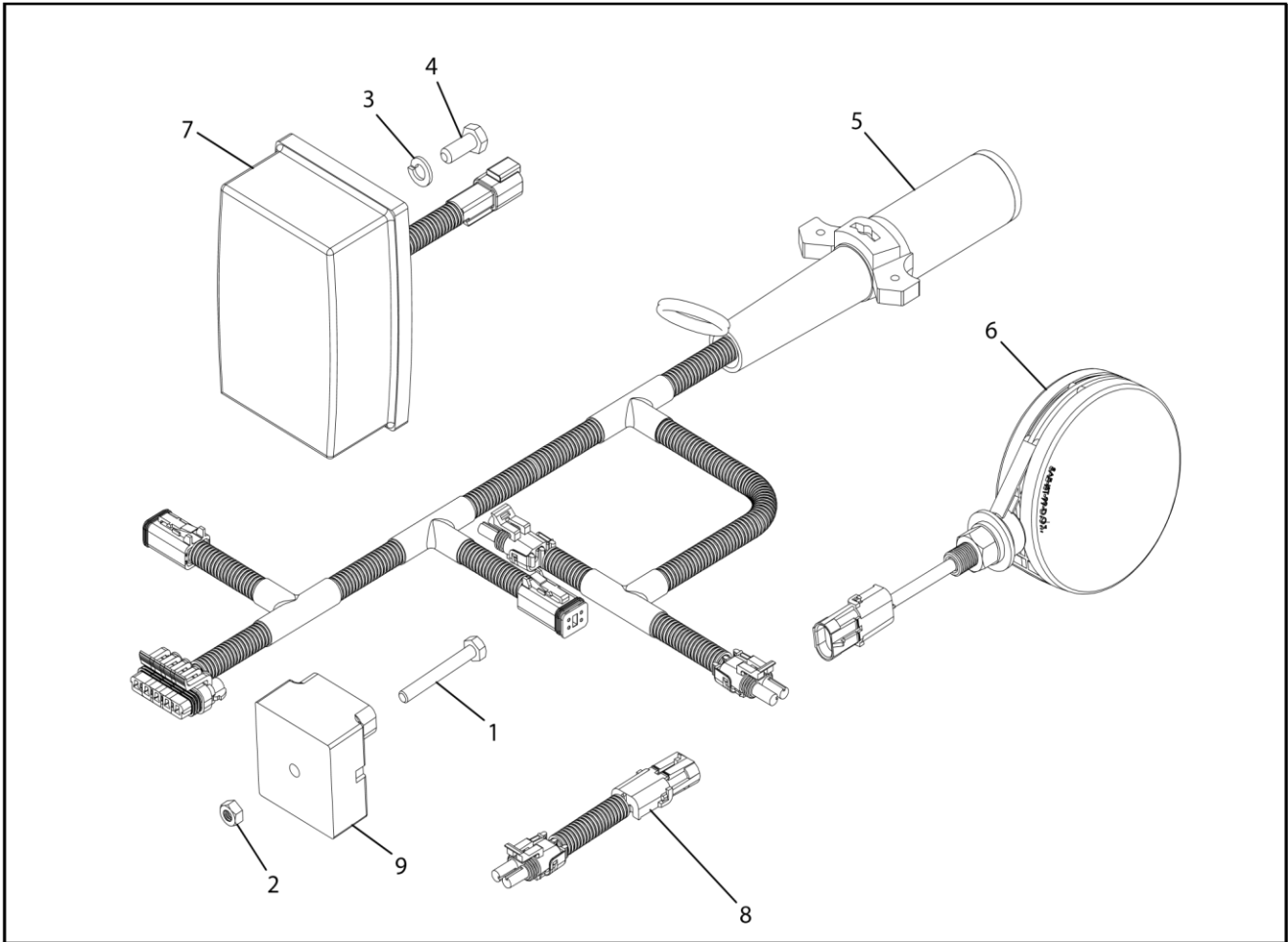


ILLUSTRATED PARTS LIST

Kit Contents

PART NO.	DESCRIPTION	INJECTOR QTY.	KNIFE QTY.
520003	3 NOZZLE, SINGLE HOSE SHANK NYB 3		2
520004	NOZZLE, DOUBLE HOSE SHANK NYB		2
520005	NOZZLE, SINGLE HS CONN 1/4" F	2	
520006	NOZZLE, DOUBLE HS CONN 1/4"F	2	3
520014	NOZZLE, SS 1/4" TEE	1	
520015	NOZZLE, SS CA	1	
520034	TIP, SS - 0015 TEEJET	2	
530001	1/4" X 1/4" MALE CONNECTOR	1	1
530014	1-1/2" EDPM GASKET	2	2
530019	2" EDPM GASKET	2	2
530024	3" EDPM GASKET	2	2
530188	HOSE SHANK ASSEMBLY	1	
530201	BARB HOSE 1/4" X 3/8"	4	
530218	3/8" X 3/8" HOSE MENDER W/ STOP	2	
530236	NIPPLE:1/4" MPTX6" MPT	1	
530246	STR. ELB:1/4" MPTX1/4" FPT	1	
540001	CLAMP, 2" STD WORM SCREW	1	1
540002	CLAMP, 2" FULL WORM SCREW	1	1
540003	CLAMP, 3" WORM SCREW	1	1
540006	CLAMP 1-1/2" T-BOLT HOSE 1.81"	2	2
540013	CLAMP, STAINLESS 3/4" #12	10	5
540014	CLAMP, STAINLESS 1" #16		4
540032	CLAMP, HOSE 5/16"	4	
590029	SEAL, EDPM RUBBER		3
590030	CAP Q.T. NY.LT.YELLOW		3
590031	PLATE ORIFICE, STAINLESS STEEL		3
750008	LOCKING COLLAR, STD 30°	2	2
750016	ROCK GUARD WITH PIN	1	
750018	3/8 X 1/2" SET SCREW, SS	2	
750019	MOUNTING BRACKET F/WIESE CO-50 KNIFE		1
790041	20" DEEP GRAB & GO TOOLBOX	1	1
AC40015	O-RING, VOLUTE SEAL		1
AC40151	SEAL, 5/8" SHAFT, VITON-C		1
AC52700	REPAIR KIT	1	
AP44103202	1/4 X 1/4" UNION CONNECTOR	3	3
AP44103240	1/4 X 1/4" FEMALE ADAPTOR	1	1
AXGC30020XXL	XXL GREEN GLOVES	1	1
LAXNVGOGGLES	GOGGLES	1	1
BJ200SHIM	2" SHIM		2
BJHM075	3/4" X 3/4" HOSE BARB	2	2
BJHM100	1" X 1" HOSE BARB	2	2
BJHM150	1-1/2" X 1-1/2" HOSE BARB	1	1
CLFBS1004	5/8 X 1 SQUARE HEAD SET SCREW	2	
PL707TB	REDURAN	1	1
WA21047	CABLE TIE, 15" HEAVY DUTY	20	20
VI3K9438	BARB:3/8" HB FOR 8027 NUT-POLY		3

Lighting

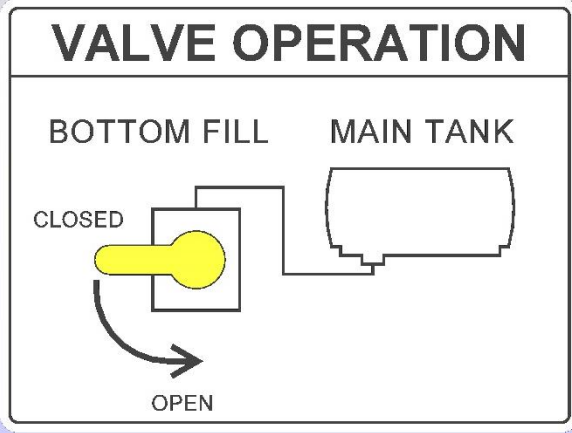

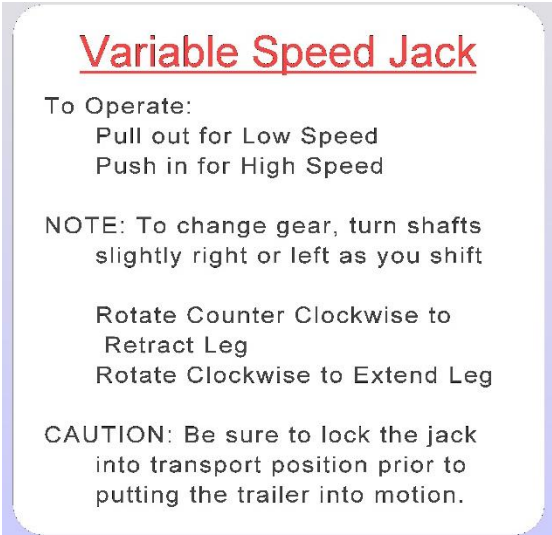


Lighting Parts List

ITEM	PART NO.	QTY.	DESCRIPTION
1	104	1	BOLT, 1/4 X 2" GRADE 5 ZP
2	235	1	NUT, CENTERLOCK, 1/4" ZP
3	249	4	WASHER, LOCK, 5/16" ZP
4	590229	4	BOLT, 8 X 20 MM 8.8 ZP
5	740023	1	APPLICATOR LIGHT WIRING HARNESS
6	740024	2	AMBER WARNING LIGHT
7	740025	2	RED TAIL LIGHT
8	740029	2	EXTENSION
9	740031	1	LIGHT MODULE



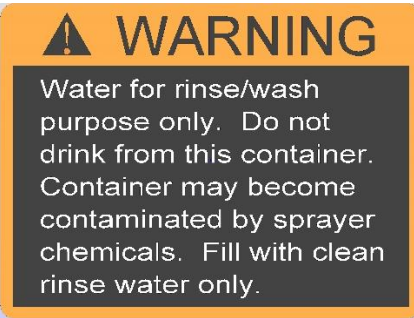



Decals

Decal Parts List

PART NO.	QTY.	DESCRIPTION	IMAGE
800017	1	DECAL MAIN TANK VLVE OPERATION	 <p>The diagram is titled "VALVE OPERATION". It shows a yellow handle on the left with a curved arrow pointing downwards and to the right, labeled "OPEN". Above the handle is the word "CLOSED". To the right of the handle is a rectangular box representing the valve, which is connected by a line to a cylindrical tank labeled "MAIN TANK". Above the tank is the label "BOTTOM FILL".</p>
800020	4	DECAL FAST SPRYRS LOGO BLK/GRY	 <p>The image shows a large, stylized "FAST" logo in white and grey, with a mountain range silhouette below it. The logo is set against a dark background. The part number "800020" is visible in the bottom right corner of the image.</p>
800044	1	DECAL, VAR. SPEED JACK	 <p>The decal contains the following text:</p> <p><u>Variable Speed Jack</u></p> <p>To Operate: Pull out for Low Speed Push in for High Speed</p> <p>NOTE: To change gear, turn shafts slightly right or left as you shift</p> <p>Rotate Counter Clockwise to Retract Leg Rotate Clockwise to Extend Leg</p> <p>CAUTION: Be sure to lock the jack into transport position prior to putting the trailer into motion.</p>

PART NO.	QTY.	DESCRIPTION	IMAGE																				
800086	2	DECAL FERT CART LUG NUT	<div style="border: 1px solid black; padding: 10px;"> <p>ATTENTION: PLEASE CHECK LUG NUT TORQUE AT 5, 10 AND 50 HOURS OF OPERATION, AND REGULARLY THEREAFTER. TORQUE SHOULD BE 265 FT/LBS.</p> </div>																				
800088	1	DECAL HOSE KEY: FLIP FOLD	<div style="border: 1px solid black; padding: 10px;"> <table border="1" style="width: 100%; border-collapse: collapse;"> <thead> <tr style="background-color: #e74c3c; color: white;"> <th colspan="2">HYDRAULIC HOSE KEY</th> </tr> <tr> <th style="width: 30%;">COLOR</th> <th>DESCRIPTION OF USE</th> </tr> </thead> <tbody> <tr> <td>Red</td> <td>Pump Pressure</td> </tr> <tr> <td>Yellow</td> <td>Pump Return</td> </tr> <tr> <td>Blue</td> <td>Main Fold Pressure (Lower) - run in constant flow</td> </tr> <tr> <td>Green</td> <td>Main Fold Return (Raise)</td> </tr> <tr> <td>Gray</td> <td>Main Lift Wing Kick Pressure (Lower)</td> </tr> <tr> <td>Orange</td> <td>Main Lift Wing Kick Return (Raise)</td> </tr> <tr> <td>Purple</td> <td>Flip Fold Pressure (Lower)</td> </tr> <tr> <td>Brown</td> <td>Flip Fold Return (Raise)</td> </tr> </tbody> </table> </div>	HYDRAULIC HOSE KEY		COLOR	DESCRIPTION OF USE	Red	Pump Pressure	Yellow	Pump Return	Blue	Main Fold Pressure (Lower) - run in constant flow	Green	Main Fold Return (Raise)	Gray	Main Lift Wing Kick Pressure (Lower)	Orange	Main Lift Wing Kick Return (Raise)	Purple	Flip Fold Pressure (Lower)	Brown	Flip Fold Return (Raise)
HYDRAULIC HOSE KEY																							
COLOR	DESCRIPTION OF USE																						
Red	Pump Pressure																						
Yellow	Pump Return																						
Blue	Main Fold Pressure (Lower) - run in constant flow																						
Green	Main Fold Return (Raise)																						
Gray	Main Lift Wing Kick Pressure (Lower)																						
Orange	Main Lift Wing Kick Return (Raise)																						
Purple	Flip Fold Pressure (Lower)																						
Brown	Flip Fold Return (Raise)																						
800098	1	DECAL WARNING-HYDRAULIC FLUID	<div style="border: 1px solid black; padding: 10px; background-color: #f39c12;"> <div style="display: flex; align-items: center;"> <div> <p>⚠ WARNING</p> <p>Avoid serious injury from injection of pressurized hydraulic fluid. Always relieve pressure before performing service or maintenance on any hydraulic components. Refer to tractor and implement Operator's Manuals. Do not use hand to search for leaks. Use cardboard or similar material.</p> </div> </div> </div>																				
800099	1	DECAL WARNING-CHARGE WITH OIL	<div style="border: 1px solid black; padding: 10px; background-color: #f39c12;"> <div style="text-align: center;"> <p>⚠ WARNING</p> </div> <div style="background-color: #34495e; color: white; padding: 10px; margin-top: 5px;"> <p>Be sure cylinder and attaching hoses are fully charged with oil before operating system. Failure to do so will allow wings to fail rapidly when attempting to lower from transport position.</p> </div> </div>																				

PART NO.	QTY.	DESCRIPTION	IMAGE
800100	1	DECAL CAUTION-SHIELDS	
800101	2	DECAL CAUTION-AG CHEMICAL	
800103	1	DECAL DANGER-RUN OVER	
800104	1	DECAL WARNING-DO NOT SPEED	

PART NO.	QTY.	DESCRIPTION	IMAGE
800106	4	DECAL DANGER- STAND CLEAR	
800107	2	DECAL WARNING- AVOID CRUSHING	
800108	1	DECAL WARNING- RINSE TANK	
800109	4	DECAL RED REFLECTOR	
800110	6	DECAL AMBER REFLECTOR	
800111	4	DECAL RED/ORANGE NON-REFLECT	

PART NO.	QTY.	DESCRIPTION	IMAGE
800112	1	DECAL DANGER ELECTRIC LINES	
800116	2	DECAL 8118 SILVER	
800287	14	DECAL, GREASE PIVOT POINTS	
800306	1	DECAL, SIS 20MPH	
800307		DECAL, SIS 30 KPH	

PART NO.	QTY.	DESCRIPTION	IMAGE						
800338	1	DECAL, FAST APPLICATOR PATENTS	<div style="border: 2px solid black; padding: 10px; text-align: center;"> <p>THIS MACHINE IS PROTECTED UNDER ONE OR MORE OF THE FOLLOWING PATENTS:</p> <table style="width: 100%; border: none;"> <tr> <td style="width: 50%; border: none;"> U.S. PATENTS: 7,585,000 10,888,042 </td> <td style="width: 50%; border: none;"> U.S. DESIGN PATENTS: D819,097 </td> </tr> <tr> <td style="border: none;"> AUSTRALIAN DESIGN PATENTS: AU201614495 AU201614496 </td> <td style="border: none;"> CANADIAN DESIGN PATENTS: CA170168 CA170169 </td> </tr> <tr> <td style="border: none;"> CHINESE DESIGN PATENTS: ZL201630456450.1 </td> <td style="border: none;"> EUROPEAN DESIGN PATENTS: 003346648-0001/0002 </td> </tr> </table> <p>OTHER U.S. & FOREIGN PATENTS PENDING</p> <p>PROUDLY MANUFACTURED IN THE U.S.A.</p> </div>	U.S. PATENTS: 7,585,000 10,888,042	U.S. DESIGN PATENTS: D819,097	AUSTRALIAN DESIGN PATENTS: AU201614495 AU201614496	CANADIAN DESIGN PATENTS: CA170168 CA170169	CHINESE DESIGN PATENTS: ZL201630456450.1	EUROPEAN DESIGN PATENTS: 003346648-0001/0002
U.S. PATENTS: 7,585,000 10,888,042	U.S. DESIGN PATENTS: D819,097								
AUSTRALIAN DESIGN PATENTS: AU201614495 AU201614496	CANADIAN DESIGN PATENTS: CA170168 CA170169								
CHINESE DESIGN PATENTS: ZL201630456450.1	EUROPEAN DESIGN PATENTS: 003346648-0001/0002								
800347	1	DECAL, 1800 TANK SIGHT GAUGE							



FAST Ag Solutions
4130 Commerce Boulevard
Windom, MN 56101
1-800-772-9279 Toll Free
1-507-427-3861 Voice
1-507-427-3030 Fax
www.fastsprayers.com