



DP9D / DP13D / DP14D - 40' / 60'
DRY DURAPLACER
PARTS MANUAL – 2024



ILLUSTRATED PARTS LIST





Limited Warranty

Fast Ag Solutions warrants to the buyer that the new machinery is free from defects in material and workmanship.

This warranty is only effective as to any new machinery which has not been altered, changed, repaired or treated since its delivery to the buyer, other than by Fast Ag Solutions or its authorized dealers or employees, and does not apply to accessories, attachments, tools or parts, sold or operated with the new machinery, if they have not been manufactured by Fast Ag Solutions.

Fast Ag Solutions shall only be liable for defects in the materials or workmanship attributable to faulty material or bad workmanship that can be proved by the buyer, and specifically excludes liability for repairs arising as a result of normal wear and tear of the new machinery or in any other manner whatsoever, and without limiting the generality of the foregoing, excludes application or installation of parts not completed in accordance with this operator's manual, specifications, or printed instructions.

Written notice shall be given by registered mail, to the Manufacturer within seven (7) days after the defect shall have become apparent or the repairs shall have become necessary, addressed as follows:

Fast Ag Solutions
4130 Commerce Boulevard
Windom, MN 56101

This warranty shall expire one (1) year after the date of delivery of the new machinery.

If these conditions are fulfilled, Fast Ag Solutions shall at its own cost and at its own option either repair or replace any defective parts provided that the buyer shall be responsible for all expenses incurred as a result of repairs, labor, parts, transportation or any other work, unless Fast Ag Solutions has authorized such expenses in advance.

The warranty shall not extend to any repairs, changes, alterations, or replacements made to the new equipment other than by Fast Ag Solutions or its authorized dealers or employees.

This warranty extends only to the original owner of the new equipment.

Rubber parts (including tires, hoses, grommets) are not warranted.

This warranty is limited to the terms stated herein and is in lieu of any other warranties whether express or implied, and without limiting the generality of the foregoing, excluded all warranties, express or implied or conditions whether statutory or otherwise as to quality and fitness for any purpose of the new equipment. The Manufacturer disclaims all liability for incidental or consequential damages.

This Dry DuraPlacer is subject to design changes and Fast Ag Solutions shall not be required to retrofit or exchange items on previously sold units except at its own option.

Warranty void if not registered.



FAST DRY DURAPLACER

Warranty Registration

This form must be filled out by the dealer and signed by both the dealer and the customer at the time of delivery.

Customer Name				
Address				
City		State		Zip
Phone				

Dealer Name				
Address				
City		State		Zip

DuraPlacer Model				
Serial Number				
Delivery Date				

Warranty Inspection Report

DEALER INSPECTION REPORT

- All Fasteners Tight
- Wheel Bolts Torqued
- Hydraulic Hoses and Fittings Free and Tight
- Fertilizer Hoses and Fittings Free and Tight
- Wheel Drive Turns Freely
- Lubricate Machine
- Check Tire Pressure
- Frame and Wings Level
- Monitors and Controllers Function
- Wiring Harness Connected

SAFETY

- Safety Chain Installed
- All Guards Installed
- All Safety Signs Installed
- Reflectors, SMV, and Lights Clean
- Review Operating and
- Safety Instructions

I have thoroughly instructed the buyer on the above-described equipment which review included the Operator's Manual content, equipment care, adjustments, safe operation, and applicable warranty policy.

Date _____
Dealer's Rep. Signature _____

The above equipment and Operator's Manual have been received by me, and I have been thoroughly instructed as to care, adjustments, safe operation, and applicable warranty policy.

Date _____
Owner's Signature _____

White - Fast Ag Solutions
Yellow - Dealer
Pink - Customer



ILLUSTRATED PARTS LIST

FAST DP9D / DP13D / DP14D Series DuraPlacer

DURAPLACER SERIAL NUMBER _____

DATE PURCHASED _____ / _____ / _____

BIN MANUFACTURER (CIRCLE ONE)

Salford

Montag

Lynx

NUMBER OF ROW UNITS _____

TONNAGE (CIRCLE ONE)

9T Single Bin

13T Dual Bin

14T Single Bin



General Information

All rights, especially copying and distribution rights are reserved. No part of this publication may be reproduced in any form or by any means, electronic or mechanical, including photocopying, without express written permission from Fast Ag Solutions.

Parts information in this manual represents components installed when product was manufactured based upon the best available information. Modifications made subsequent to initial delivery are not included. Always verify the parts and color required when ordering parts.

If you have any questions, please contact your Fast Ag Solutions Parts and Service Department.

Explanation of Parts Lists

The parts list is organized as follows:

Table of Contents

TRAILER & FRAME

TOOLBAR & GAUGE WHEELS

ROW UNITS

ROW UNIT CAB CONTROL

HOPPER DELIVERY SYSTEM

PRODUCT PLUMBING on TOOLBAR

PRODUCT ELECTRICAL COMP.S

HYDRAULICS

FOLD BOX ELECTRICAL

TRAILER AXLES, TIRES, & TRACKS

LIGHTS, DECALS, & TAGS

The parts lists are broken down into sub-assemblies and listed in four (4) columns:

- **ITEM** - These numbers are found on the illustration associated with the parts list.
 - NS - This item is NOT SHOWN, included for reference.
- **QTY.** - This is the quantity of parts needed in an assembly.
 - AR - The quantity of this item is applied AS REQUIRED for the location.
- **PART NO.** - These are the part numbers associated with the ITEM.
- **DESCRIPTION** - This is the description of the part.



ILLUSTRATED PARTS LIST

Table of Contents

Section	Page
<i>Warranty Registration</i>	4
<i>Warranty Inspection Report</i>	4
<i>General Information</i>	6
Table of Contents	7
TRAILER & FRAME	12
<i>Hitch</i>	12
Parts List 35600: Hitch	13
<i>Trailer Frame, 9-Ton</i>	14
Parts List 35846: Trailer Frame, 9-Ton	15
<i>Trailer Frame, 13-Ton</i>	16
Parts List 35000: Trailer Frame, 13-Ton	17
<i>Trailer Frame, 14-Ton</i>	18
Parts List 35700: Trailer Frame, 14-Ton	19
TOOLBAR & GAUGE WHEELS	20
<i>40' Toolbar (Base)</i>	20
Parts List 35201: 40' Toolbar (Base)	24
<i>60' Toolbar</i>	27
Parts List 35580: 60' Toolbar	29
<i>Gauge Wheel Assembly</i>	30
Parts List 34995/34996/37010/37011: Gauge Wheel Assembly	30
<i>Hub Assembly, 5-Bolt Q736</i>	32
Parts List 730003ASSY: Hub Assembly, 5-Bolt Q736	33
<i>Strut Linkage Assembly</i>	34
Parts List 34865: Strut Linkage Assembly	35
<i>Manual Holder Assembly</i>	36
Parts List 34752: Manual Holder Assembly	36
ROW UNITS	37
<i>Strip Freshener Mount, Non-Cab Control</i>	47
Parts List 35644: Strip Freshener Mount, Non-Cab Control	47
<i>Front Ripple Coulter</i>	48
Parts List 35651/35648: Front Ripple Coulter	48
<i>Nutrient Pro Coulter</i>	49
Parts List 35044/35045: Nutrient Pro Coulter	49
<i>Blockage Sensors</i>	50



ILLUSTRATED PARTS LIST

Parts List 35221/35472: Blockage Sensors.....	50
<i>16-Row Strip Freshener with Row Cleaner</i>	51
Parts List 35649: 16-Row Strip Freshener with Row Cleaner	51
<i>16-Row Strip Freshener with Row Cleaner, Cab Control, Ripple, and Shark Berming or Wave Berming</i>	52
Parts List 35645/35694: 16-Row Strip Freshener with Row Cleaner, Cab Control, Ripple, and Shark Berming or Wave Berming.....	52
<i>16-Row Yetter 4000 Nutrient Pro with Dry Fertilizer Tube</i>	53
Parts List 35473: 16-Row Yetter 4000 Nutrient Pro with Dry Fertilizer Tube	53
<i>24-Row Strip Freshener with Row Cleaner</i>	54
Parts List 35650: 24-Row Strip Freshener with Row Cleaner	54
<i>24-Row Strip Freshener with Row Cleaner, Cab Control, Ripple, and Shark Berming or Wave Berming</i>	55
Parts List 35293/35693: 24-Row Strip Freshener with Row Cleaner, Cab Control, Ripple, and Shark Berming or Wave Berming.....	55
<i>24-Row Yetter 4000 Nutrient Pro with Dry Fertilizer</i>	56
Parts List 35220: 24-Row Yetter 4000 Nutrient Pro with Dry Fertilizer	56
ROW UNIT CAB CONTROL	57
<i>Row Freshener Supply</i>	57
Parts List 35645: Row Freshener Supply	57
<i>Row Freshener Supply Hoses & Fittings</i>	58
Parts List 35293: Row Freshener Supply Hoses & Fittings	58
HOPPER DELIVERY SYSTEM	59
<i>9-Ton Hopper, Single Bin</i>	64
Parts List 35950: 9-Ton Hopper, Single Bin.....	65
<i>13-Ton Hopper, Dual Bin</i>	67
Parts List 35292 (35702): 13-Ton Hopper, Dual Bin.....	67
<i>14-Ton Hopper, Dual Bin</i>	68
Parts List 35703: 14-Ton Hopper, Dual Bin	70
PRODUCT PLUMBING on TOOLBAR.....	72
<i>16-Row Plumbing</i>	72
Parts List 35474: 16-Row Plumbing.....	72
<i>24-Row Plumbing</i>	73
Parts List 35050: 24-Row Plumbing.....	73
PRODUCT ELECTRICAL COMPS.....	74
<i>Raven Harnesses & Components</i>	74
Parts List: Raven Harnesses & Components.....	75
<i>Control Harness 115-0171-085</i>	76
<i>Control Harness 115-0159-856</i>	77
<i>Control Harness 115-0171-086</i>	78



ILLUSTRATED PARTS LIST

<i>Raven RCM Rate Controller</i>	79
Parts List 35678: Raven RCM Rate Controller	79
<i>Greenstar Rate Controller</i>	80
Parts List 35679: Greenstar Rate Controller	80
<i>Customer Supplied RCM/RC2000</i>	81
Parts List 35741: Customer Supplied RCM/RC2000	81
<i>Customer Supplied JD Greenstar</i>	82
Parts List 35404/35744: Customer Supplied JD Greenstar	82
HYDRAULICS	83
<i>Hydraulic Diagram</i>	83
<i>Hopper Hydraulic Hose & Fittings, 9-Ton</i>	84
Parts List 600134: Hopper Hydraulic Hose & Fittings, 9-Ton	84
<i>Hopper Hydraulic Hose & Fittings, 13-Ton</i>	85
Parts List 600126: Hopper Hydraulic Hose & Fittings, 13-Ton	85
<i>Hopper Hydraulic Hose & Fittings, 14-Ton</i>	86
Parts List 600133: Hopper Hydraulic Hose & Fittings, 14-Ton	87
<i>40' Toolbar Caps</i>	88
Parts List 35581: 40' Toolbar Caps	88
<i>Down Pressure (Kick) Cylinder</i>	89
Parts List 35202 (34997): Down Pressure (Kick) Cylinder	90
Parts List 600125: Down Pressure (Kick) Cylinder Hoses & Fittings	91
<i>Down Pressure Comp Flow Control</i>	92
Parts List 35202: Down Pressure Comp Flow Control	92
<i>Lift Cylinder & Counterbalance Valve</i>	93
Parts List 35202: Lift Cylinder & Counterbalance Valve	95
Parts List 600125: Lift Cylinder & Counterbalance Valve, Hoses & Fittings.....	95
<i>Fold Cylinder & Flow Divider</i>	96
Parts List 35202: Fold Cylinder & Flow Divider	96
Parts List 600125: Fold Cylinder & Flow Divider Hoses & Fittings.....	96
<i>Latch Cylinder</i>	97
Parts List 35202 (620105): Latch Cylinder	97
<i>Latch Cylinder Hoses & Fittings</i>	97
Parts List 600125: Latch Cylinder Hoses & Fittings	97
<i>Flip Wing Connection Caps (40' option)</i>	98
Parts List 35581: Flip Wing Connection Caps (40' option)	98
<i>Flip Wing Cylinder</i>	99
Parts List 35580: Flip Wing Cylinder.....	99
Parts List 600132: Flip Wing Cylinder Hoses & Fittings	102
<i>Row Unit Cab Control Hoses & Fittings</i>	103
Parts List 600128: Row Unit Cab Control Hoses & Fittings.....	103
<i>Tongue Cylinder</i>	104



ILLUSTRATED PARTS LIST

Parts List 35600: Front Tongue Cylinder.....	104
<i>Tongue Cylinder Hoses & Fittings</i>	105
Parts List 600130: Tongue Cylinder Hoses & Fittings	105
<i>Fasse Block</i>	106
Parts List 35202: Fasse Block.....	106
<i>Fasse Hydraulic Controls</i>	108
Parts List 630056: Fasse Hydraulic Controls.....	109
<i>Fasse Block 12-Pin Electrical Harness</i>	110
Parts List: Fasse Block 12-Pin Electrical Harness	111
FOLD BOX ELECTRICAL	112
<i>Cab Fold Box</i>	112
Parts List: Cab Fold Box	113
<i>Cab Fold Box Power Harness</i>	114
Parts List: Cab Fold Box Power Harness	114
<i>Cab Fold Box Electrical Harness</i>	115
Parts List: Cab Fold Box Electrical Harness.....	116
<i>Cab Fold Box Electrical Wiring Diagram</i>	117
Parts List: Cab Fold Box Electrical Wiring Diagram.....	117
<i>Cab Fold Box Operation & Pinout</i>	118
Parts List: Cab Fold Box Operation & Pinout	119
TRAILER AXLES, TIRES, & TRACKS	120
<i>Axle Spacer 4"</i>	120
Parts List 26756: Axle Spacer 4"	120
<i>Rigid Axle for Singles</i>	121
Parts List 35037: Rigid Axle for Singles.....	121
<i>Rigid Axle for Tracks</i>	122
Parts List 35215: Rigid Axle for Tracks.....	122
<i>Adjustable Track Axle, 80"-132"</i>	124
Parts List 26742: Adjustable Track Axle, 80"-132"	125
<i>Hub Assembly, 25k, 10-Bolt Q981</i>	126
Parts List 730086: Hub Assembly, 25k, 10-Bolt Q981	126
<i>480/80R50 Singles</i>	127
Parts List 26749: 480/80R50 Singles	127
<i>580/85R42 Singles</i>	128
Parts List 35684/35685: 580/85R42 Singles.....	128
<i>380/90R46 Duals</i>	129
Parts List 26750/26877: 380/90R46 Duals.....	129
<i>380/90R54 Duals</i>	130
Parts List 26751/26878: 380/90R54 Duals.....	130
<i>18" Camso Tracks</i>	131

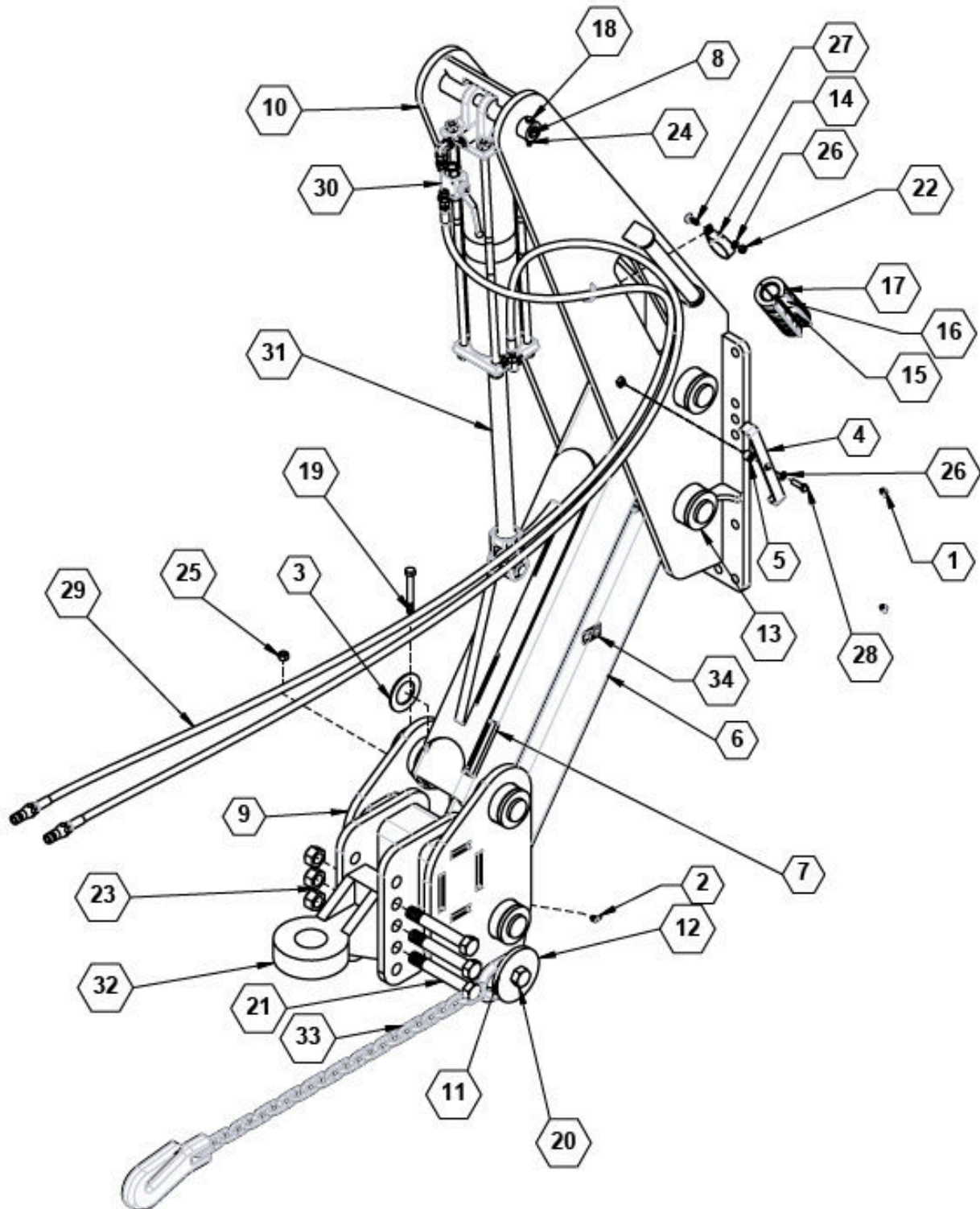


ILLUSTRATED PARTS LIST

Parts List 700212: 18" Camso Tracks.....	131
25" Camso Tracks.....	132
Parts List 700211: 25" Camso Tracks.....	132
LIGHTS, DECALS, & TAGS	134
<i>Standard Decals</i>	<i>134</i>
Parts List 35746: Standard Decals	135
<i>Frame Lighting & Marking</i>	<i>136</i>
Parts List 35038: Frame Lighting & Marking	137
<i>Toolbar Decals</i>	<i>138</i>
Parts List 35315, 35580, 35702, 35703: Toolbar Decals.....	139
<i>Slow-Moving-Vehicle Sign Assembly</i>	<i>140</i>
Parts List 90SASMVWOSIS: Slow-Moving-Vehicle Sign Assembly	140
<i>Speed Decal.....</i>	<i>141</i>
Parts List: Speed Decal	141

TRAILER & FRAME

Hitch



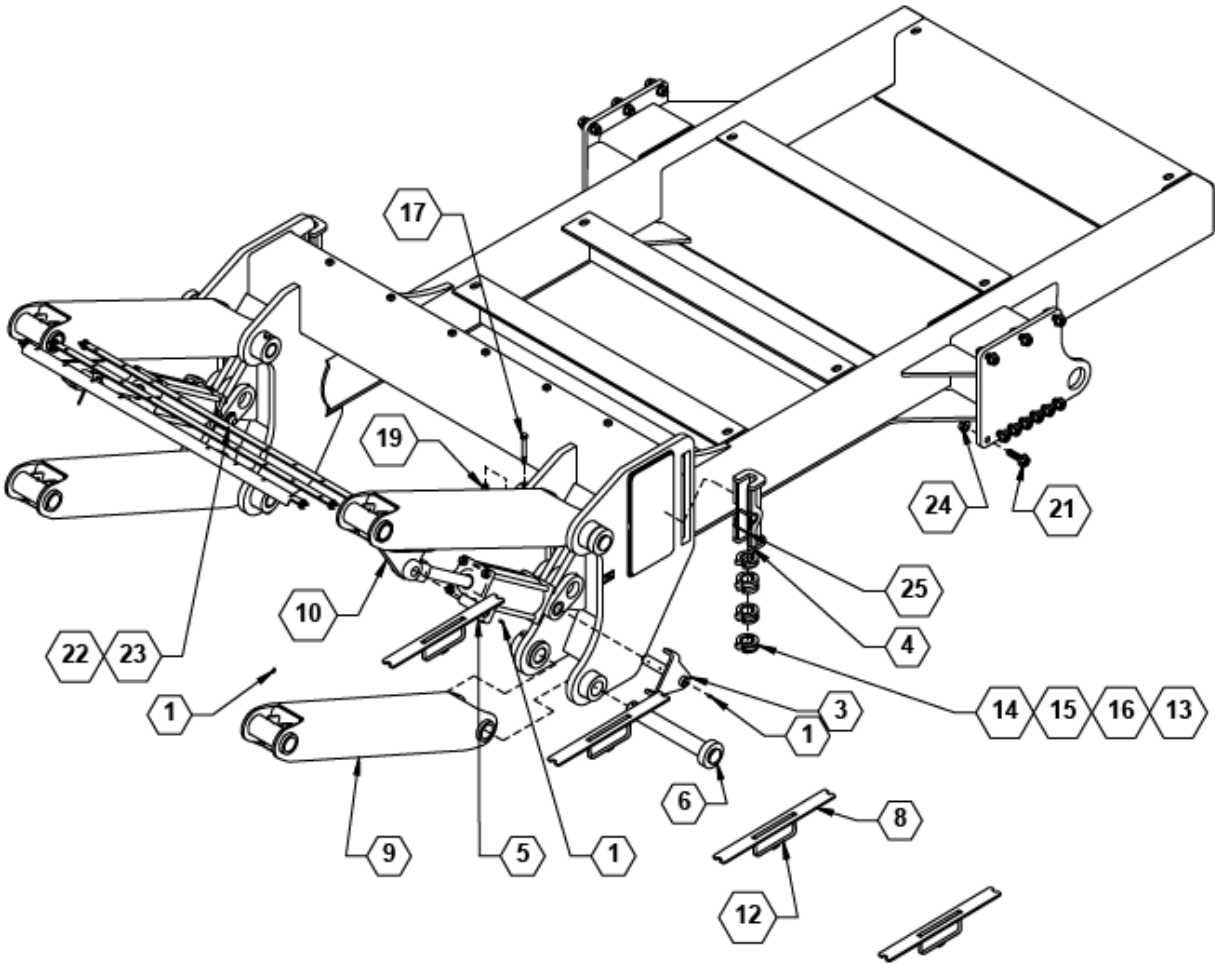


ILLUSTRATED PARTS LIST

Parts List 35600: Hitch

ITEM	PART NO.	QTY.	DESCRIPTION
1	760	2	ZERK, GREASE 1/4-28 45~
2	761	2	ZERK, 90~, 1/4-28 STRAIGHT PIPE THREAD
3	15277	8	WASHER, STAINLESS STEEL
4	15558	2	BRACKET, HOSE
5	15566	2	SPACER, HOSE BRACKET
6	35346	1	WELDMENT, LIFTARM
7	35348	1	LIFT ARM WLDMT, UPPER
8	35353	1	PIN, PARKING STAND/UPPER HITCH
9	35420	1	HITCH MOUNT
10	35614	1	WELDMENT, HYDRAULIC HITCH
11	35949	1	BUSHING, SAFETY CHAIN SPACER
12	35963	1	WASHER PLATE, SAFETY CHAIN
13	35985	4	PIN, LIFTARM PIVOT WLDMNT
14	540051	1	P-CLAMP, 2" W/3/8" HOLE
15	590451	2	CYLINDER STOP, 1"
16	590452	1	CYLINDER STOP, 1-1/2"
17	590453	1	CYLINDER STOP, 2"
18	596118M	1	BOLT, HH 5/16-18 X 2-1/2 GR5 MAGNI
19	596158M	4	BOLT, HH 1/2 X 4 GR5 MAGNI
20	596201M	1	BOLT, HEX 1-8 X 3-1/2 GR5 MAGNI
21	596208M	3	BOLT, HH 1-8X6-3/4 GR5 MAGNI
22	596213M	1	NUT, HEX 3/8-16 MAGNI
23	596234M	4	NUT, HEX NYLOCK 1-8 MAGNI
24	596236M	1	NUT, CENTERLOCK, 5/16-18 MAGNI
25	596239	4	NUT, 1/2-13 CENTERLOCK ZP
26	596250M	3	LOCKWASHER, 3/8 MAGNI
27	596592M	1	BOLT, CARRIAGE 3/8-16 X 1 MAGNI
28	596635M	2	BOLT, HH 3/8-16 x 1-1/4 MAGNI
29	600130	1	HOSE KIT, HYD HITCH
30	610153	1	VALVE, MANUAL SHUT OFF
31	620099	1	CYLINDER 4 X 20" 1.75" ROD 3000PSI
32	790082	1	HITCH CAT 5 BLACK ARTICULATING
33	790083	1	SAFETY CHAIN, 80,000 LB
34	800287	2	DECAL, GREASE PIVOT POINTS

Trailer Frame, 9-Ton



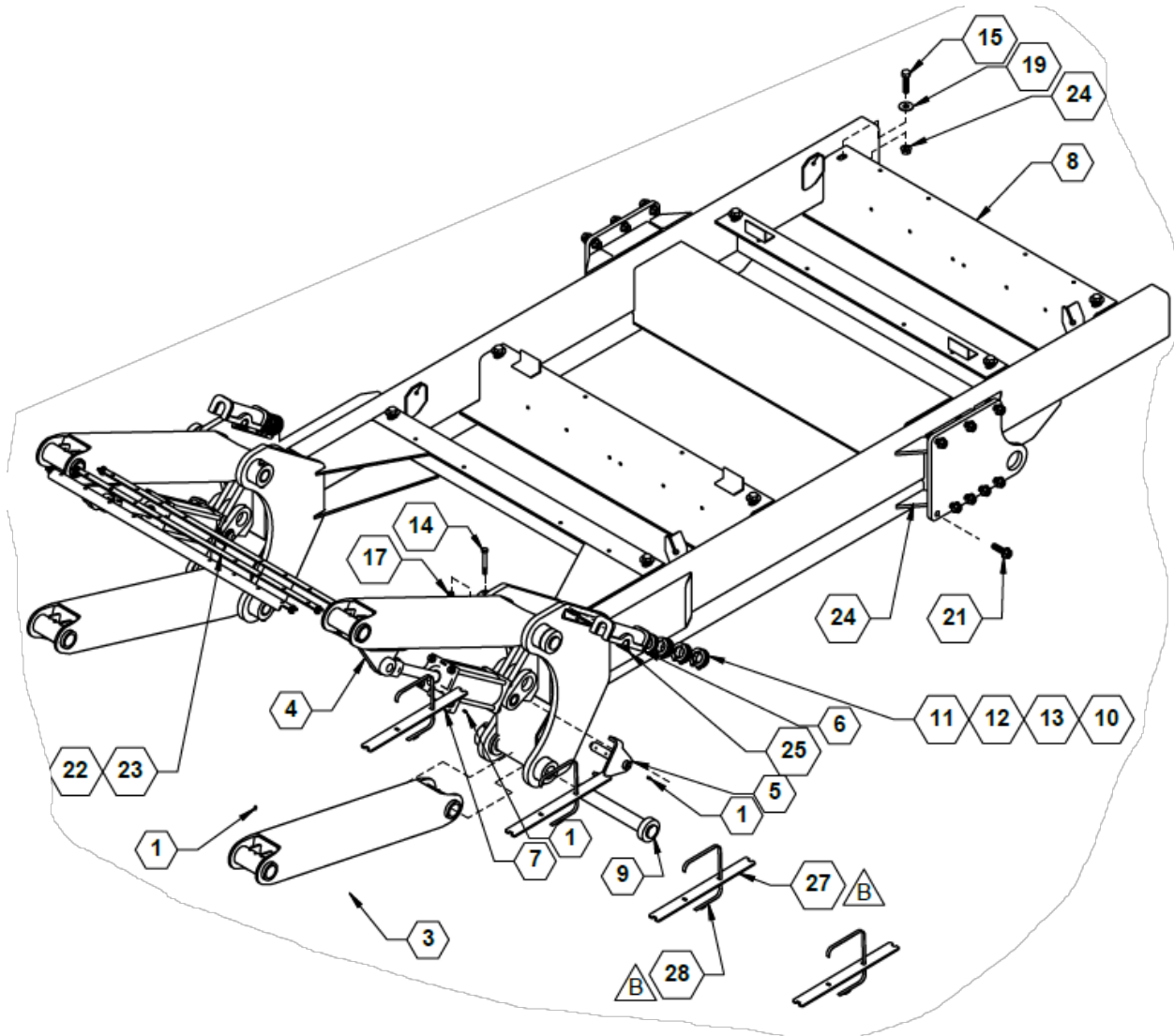


ILLUSTRATED PARTS LIST

Parts List 35846: Trailer Frame, 9-Ton

ITEM	PART NO.	QTY.	DESCRIPTION
1	759	12	ZERK, 1/4-28 STRAIGHT PIPE THREAD
2	15277	8	WASHER, STAINLESS STEEL
3	23385	2	PIN WLDMT, MAIN LIFT
4	28166	2	WLDMNT, RED CYLINDER STOP (see also Lift Cylinder & Counterbalance Valve, 620091)
5	28915	2	PIN WLDMT, ROD END MAIN LIFT
6	35985	4	PIN, LIFTARM PIVOT WLDMNT
7	35039	3	PLATE, CENTER HOSE SUPPORT
8	35040	8	PLATE, HOSE SUPPORT
9	35346	2	WELDMENT, LIFTARM
10	35399	2	WLDMNT, DP UPPER LIFTARM
11	35847	1	WLDMNT, 9 TON MONTAG TRLR
12	540021	8	CLAMP, 4 1/8 - 7"
13	590205	2	CYLINDER STOP, 3/4"
14	590206	2	CYLINDER STOP, 1"
15	590207	2	CYLINDER STOP, 1-1/4"
16	590208	2	CYLINDER STOP, 1-1/2"
17	596158M	4	BOLT, HH 1/2 X 4 GR5 MAGNI
18	596237M	6	NUT, CENTERLOCK 3/8-16 MAGNI
19	596239M	4	NUT, CENTERLOCK, 1/2-13 MAGNI
20	596592M	6	BOLT, CARRIAGE 3/8-16 X 1 MAGNI
21	596603M	20	BOLT, FLANGE 3/4"-10 X 2.5" GR. 8 MAGNI
22	596744M	4	BUSHING, MACHINE, 1-1/4 x 14 GA MAGNI
23	596746M	4	SPRING PIN 5X50mm MAGNI
24	596775M	20	NUT, HEX FLANGE 3/4-10 GR8 MAGNI
25	720001	2	SNAP PIN, 5/16
26	800287	2	DECAL, GREASE PIVOT POINTS

Trailer Frame, 13-Ton



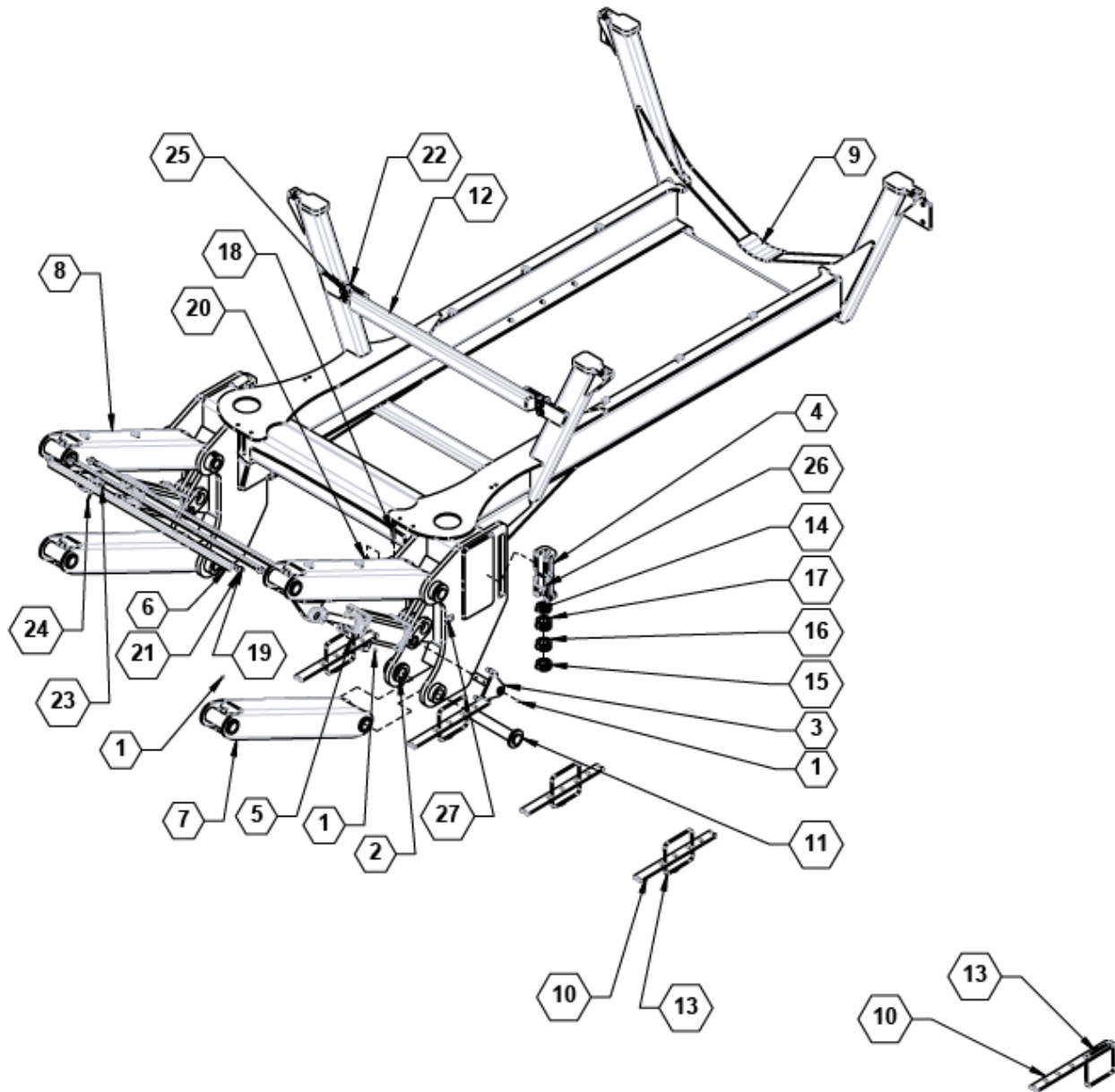


ILLUSTRATED PARTS LIST

Parts List 35000: Trailer Frame, 13-Ton

ITEM	PART NO.	QTY.	DESCRIPTION
1	759	12	ZERK, 1/4-28 STRAIGHT PIPE THREAD
2	15277	8	WASHER, STAINLESS STEEL
3	35346	2	WELDMENT, LIFTARM
4	35399	2	WLDMNT, DP UPPER LIFTARM
5	23385	2	PIN WLDMT, MAIN LIFT
6	28166	2	WLDMNT, RED CYLINDER STOP
7	28915	2	PIN WLDMT, ROD END MAIN LIFT
8	35001	1	WLDMNT, 12 TON DRY FRAME
9	35036	4	PIN, LIFTARM PIVOT WLDMNT (see also Lift Cylinder & Counterbalance Valve, 620091)
10	590205	2	CYLINDER STOP, 3/4"
11	590206	2	CYLINDER STOP, 1"
12	590207	2	CYLINDER STOP, 1-1/4"
13	590208	2	CYLINDER STOP, 1-1/2"
14	596158M	4	BOLT, HH 1/2X4 GR5 MAGNI
15	596186M	8	BOLT, HH 3/4-10 FT X 3 GR8 MAGNI
16	596213M	1	NUT, HEX 3/8-16 MAGNI
17	596239M	4	NUT, CENTERLOCK, 1/2-13 MAGNI
18	596250M	1	LOCKWASHER, 3/8 MAGNI
19	596259M	8	WASHER, FLAT 3/4 MAGNI
20	596592M	7	BOLT, CARRIAGE 3/8-16 X 1 MAGNI
21	596603M	16	BOLT, FLANGE 3/4"-10 X 2.5" GR. 8 MAGNI
22	596744M	4	BUSHING, MACHINE, 1-1/4 x 14 GA MAGNI
23	596746M	4	SPRING PIN 5X50mm MAGNI
24	596775M	24	NUT, HEX FLANGE 3/4-10 GR8 MAGNI
25	720001	2	SNAP PIN, 5/16
26	800287	2	DECAL, GREASE PIVOT POINTS
27	35040	8	PLATE, HOSE SUPPORT
28	540021	8	CLAMP, 4 1/8 - 7"
29	596237M	6	NUT, CENTERLOCK 3/8-16 MAGNI
30	35039	3	PLATE, CENTER HOSE SUPPORT

Trailer Frame, 14-Ton





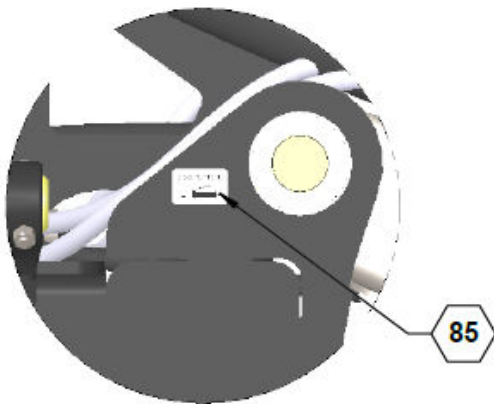
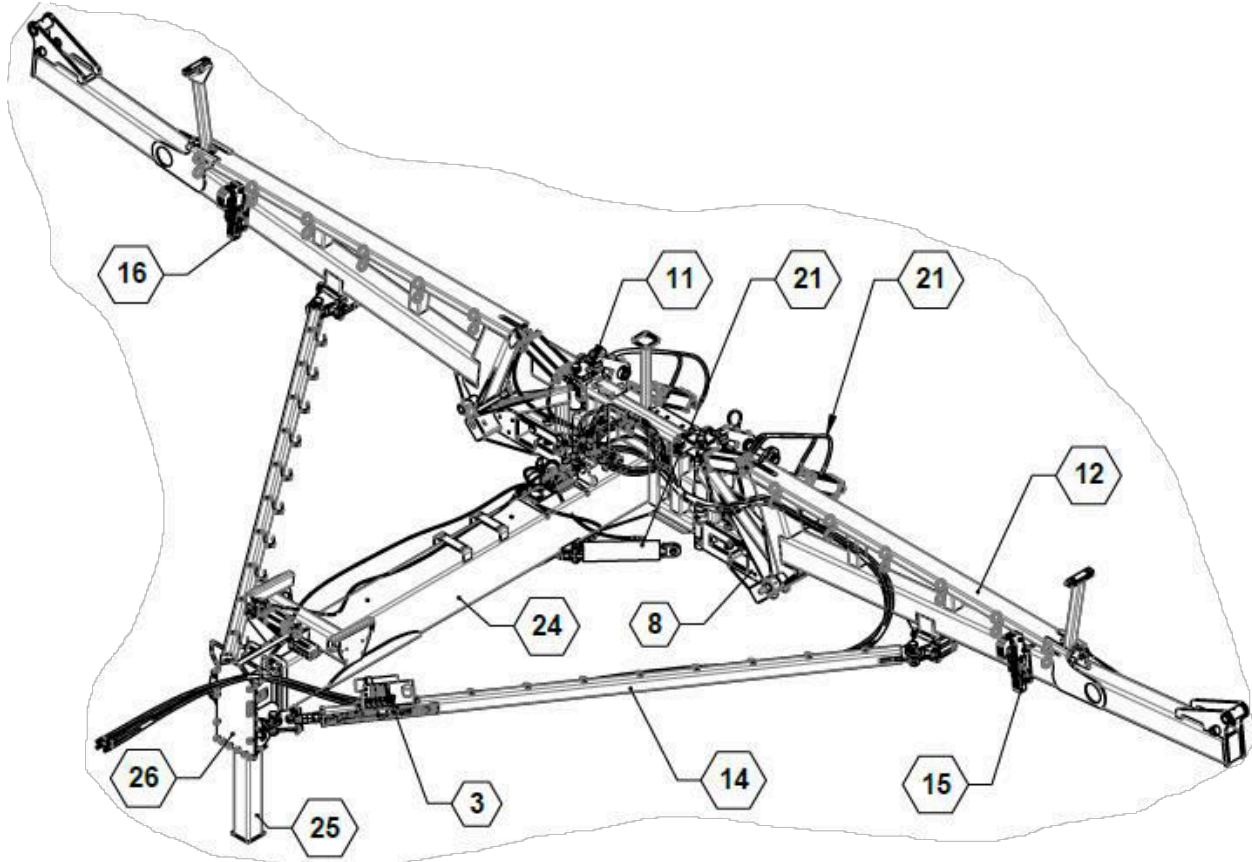
ILLUSTRATED PARTS LIST

Parts List 35700: Trailer Frame, 14-Ton

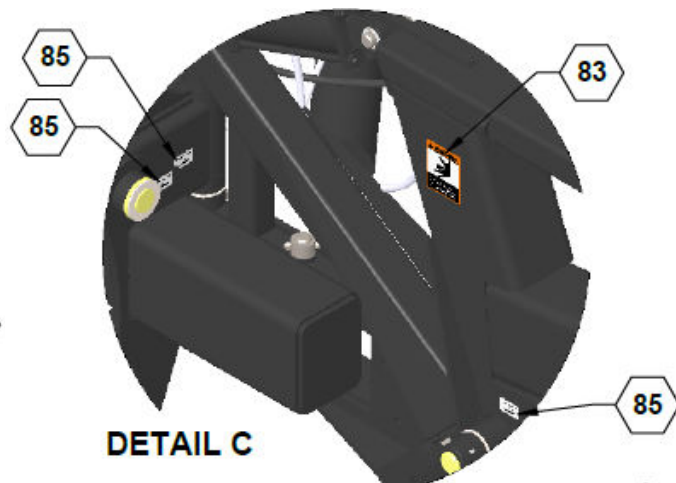
ITEM	PART NO.	QTY.	DESCRIPTION
1	759	12	ZERK, 1/4-28 STRAIGHT PIPE THREAD
2	15277	8	WASHER, STAINLESS STEEL
3	23385	2	PIN WLDMT, MAIN LIFT
4	28166	2	WLDMNT, RED CYLINDER STOP
5	28915	2	PIN WLDMT, ROD END MAIN LIFT (see also Lift Cylinder & Counterbalance Valve, 620091)
6	35039	3	PLATE, CENTER HOSE SUPPORT
7	35346	2	WELDMENT, LIFTARM
8	35399	2	WLDMNT, DP UPPER LIFTARM
9	35701	1	WLDMNT, 14 TON DRY FRAME
10	35952	10	PLATE, HOSE SUPPORT
11	35985	4	PIN, LIFTARM PIVOT WLDMNT
12	37040	1	WELDMENT, CROSS SUPPORT
13	540010	10	CLAMP, HOSE SS 5 1/2" - 8 1/2"
14	590205	2	CYLINDER STOP, 3/4"
15	590206	2	CYLINDER STOP, 1"
16	590207	2	CYLINDER STOP, 1-1/4"
17	590208	2	CYLINDER STOP, 1-1/2"
18	596158M	4	BOLT, HH 1/2 X 4 GR5 MAGNI
19	596237M	6	NUT, CENTERLOCK 3/8-16 MAGNI
20	596239M	4	NUT, CENTERLOCK, 1/2-13 MAGNI
21	596592M	6	BOLT, CARRIAGE 3/8-16 X 1 MAGNI
22	596742M	4	NUT, TOP LOCK FLANGE 5/8-11 MAGNI
23	596744M	4	BUSHING, MACHINE, 1-1/4 x 14 GA MAGNI
24	596746M	4	SPRING PIN 5X50mm MAGNI
25	596831M	4	BOLT, FLANGED 5/8-11 X 2" GR8 MAGNI
26	720001	2	SNAP PIN, 5/16
27	800287	2	DECAL, GREASE PIVOT POINTS

TOOLBAR & GAUGE WHEELS

40' Toolbar (Base)

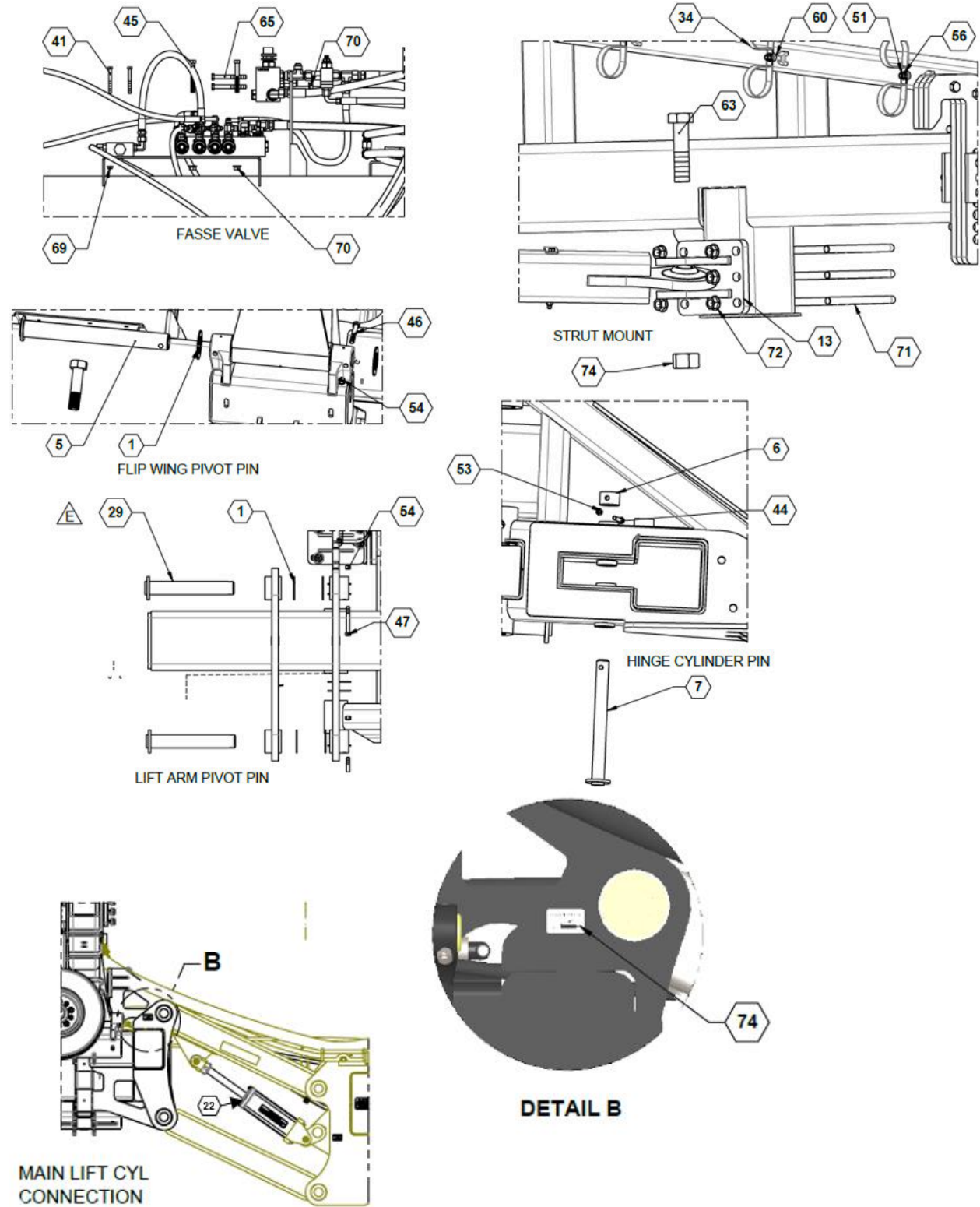


DETAIL B

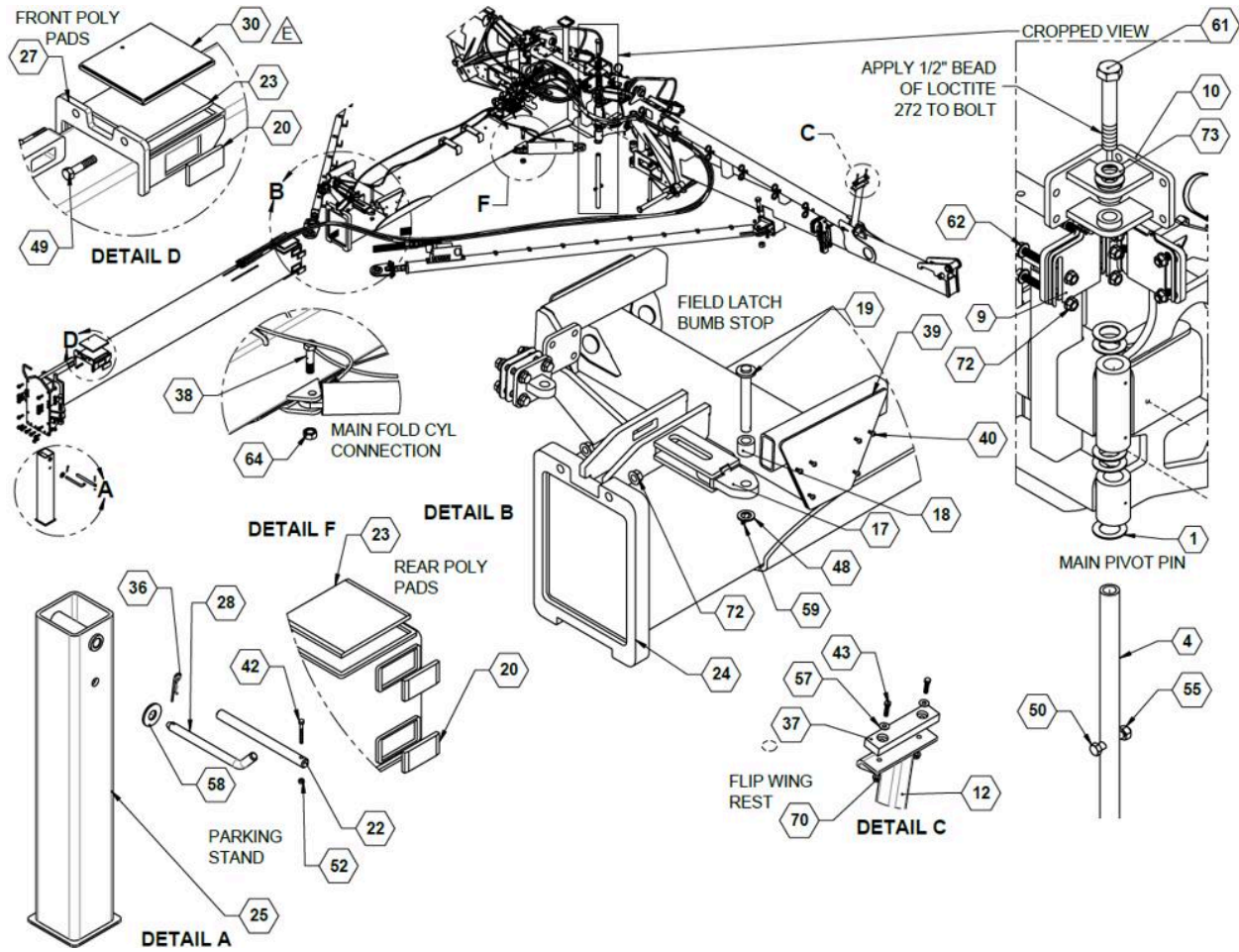


DETAIL C

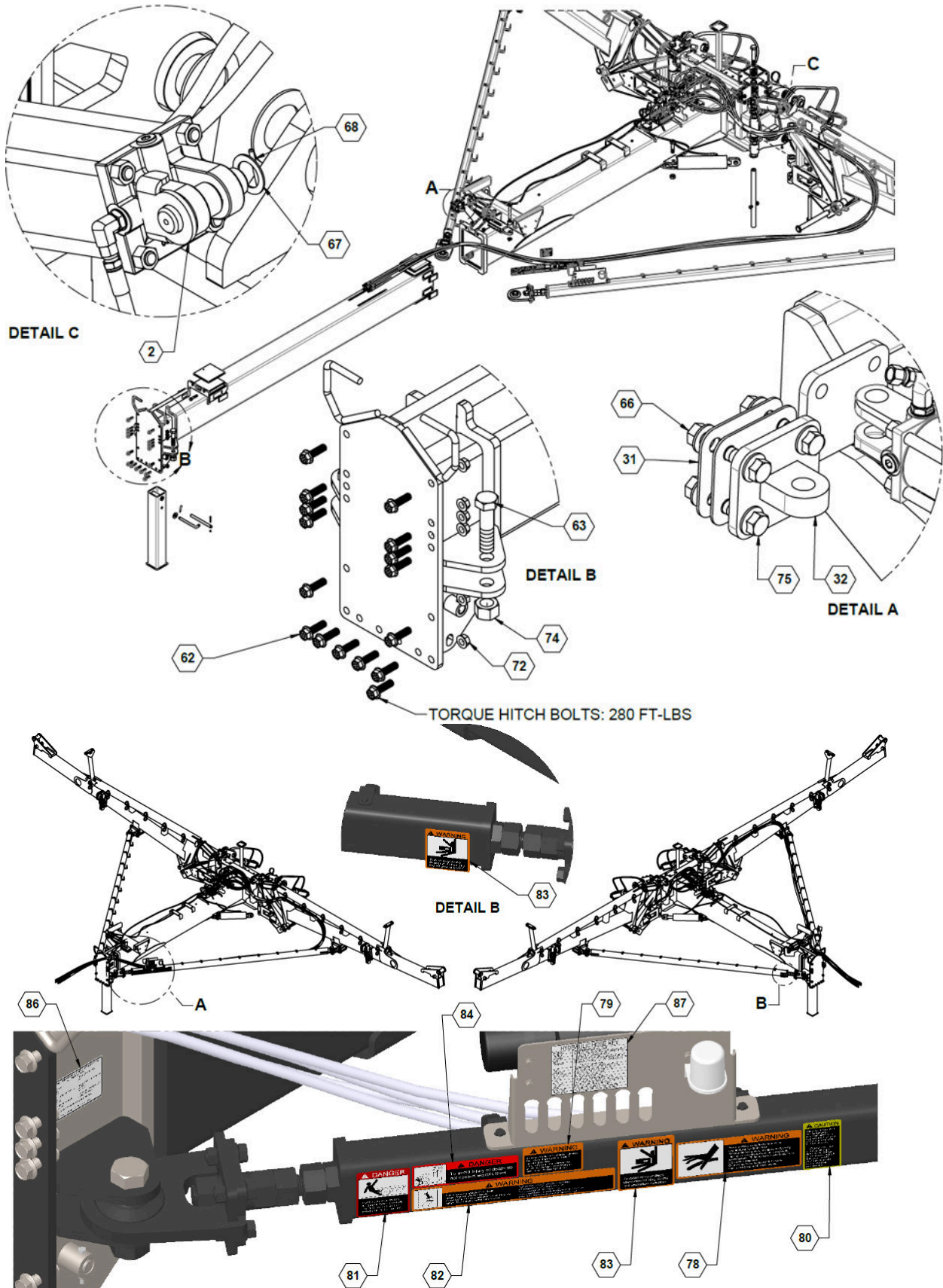
40' Toolbar (Base) (cont.)



40' Toolbar (Base) (cont.)



40' Toolbar (Base) (cont.)





ILLUSTRATED PARTS LIST

Parts List 35201: 40' Toolbar (Base)

ITEM	PART NO.	QTY.	DESCRIPTION
1	15277	22	WASHER, STAINLESS STEEL
2	28915	2	PIN WLDMT, ROD END MAIN LIFT
3	34752	1	ASSY, MANUAL HOLDER
4	34767	2	PIN, MAIN PIVOT
5	34769	2	WLDMNT, WING PIVOT PIN
6	34770	2	BUSHING, PIN COLLAR
7	34771	2	PIN, HINGE CYL WELDMENT
8	34780	2	WLDMNT, FLEX HINGE
9	34786	12	PLATE, KICK CYL SHIM
10	34821	1	WLDMNT, LH TOP CYL MNT
11	34822	1	WLDMNT, RH CYL TOP MNT
12	34840	2	WLDMNT, MAIN WING
13	34860	2	WLDMNT, STRUT MOUNT
14	34865	2	ASSY, STRUT LINKAGE
15	34980	1	ASSY, LH TRANSPORT LATCH
16	34985	1	ASSY, RH TRANSPORT LOCK
17	34989	1	PLATE, FIELD LATCH
18	34990	1	SPACER, LATCH
19	34991	1	PIN, LATCH WLDMNT
20	35023	6	POLY PAD, SMALL TONGUE
21	35202	1	ASSY, BASE BANDER HYDS (see also Fold Cylinder & Flow Divider, 620046)
22	35353	1	PIN, PARKING STAND/UPPER HITCH
23	35577	3	POLY PAD, LARGE TONGUE
24	35590	1	WELDMENT, REAR TONGUE
25	35617	1	PARKING STAND WELDMENT
26	35620	1	TONGUE WELDMENT
27	35635	1	WLDMNT, POLY TOP ANCHR
28	35638	1	PIN, PARKING STAND
29	35985	4	PIN, LIFTARM PIVOT WLDMNT (see also 62009 in Parts List 35202: Lift Cylinder & Counterbalance Valve)
30	37001	1	WLDMNT, TOP POLY CRADLE
31	37060	2	PLATE, LATCH SPACER



ILLUSTRATED PARTS LIST

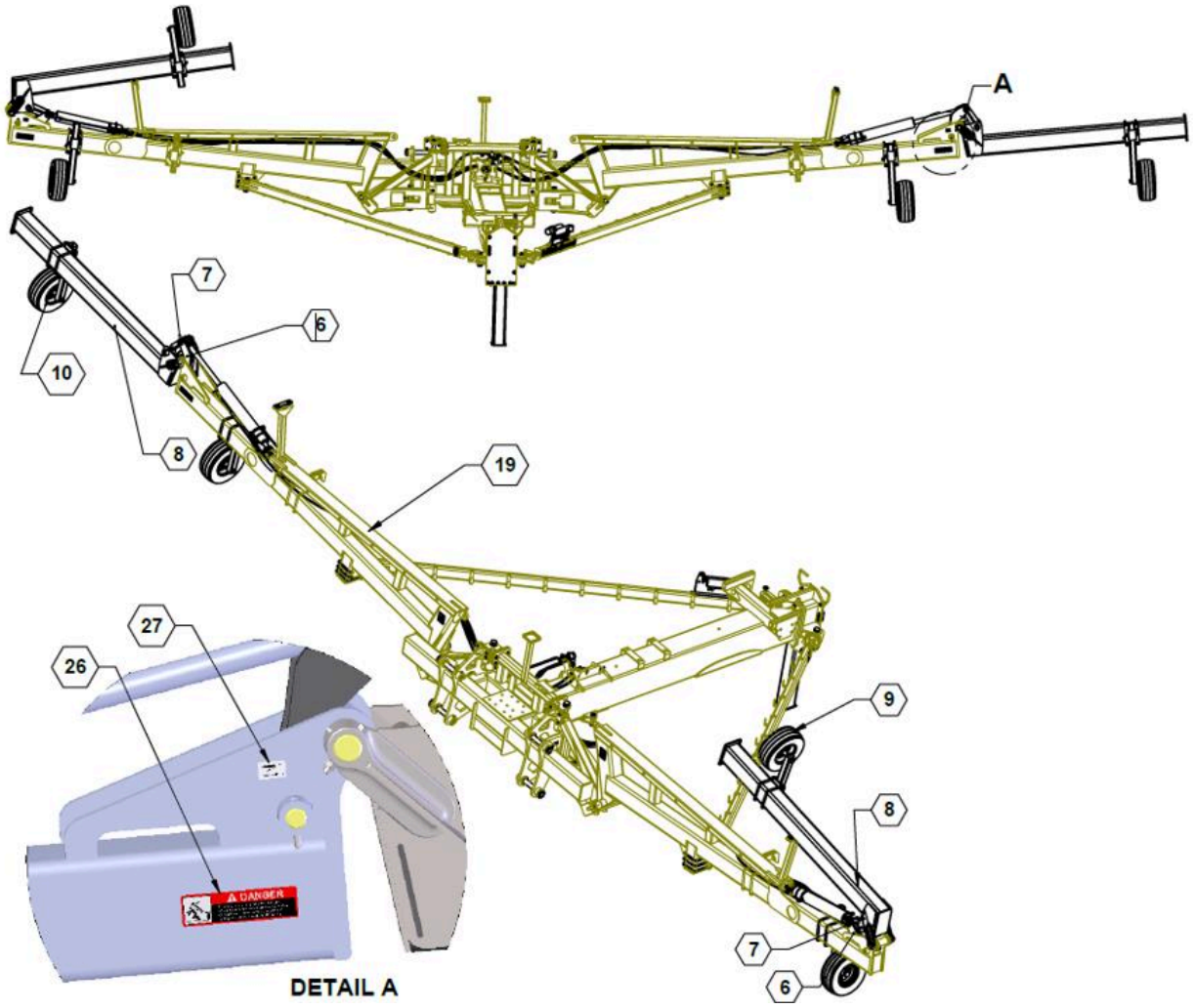
ITEM	PART NO.	QTY.	DESCRIPTION
32	37061	1	WELDMENT, CYL LUG
33	530291	2	BUSHING, 1-1/4" I.D. x 1" LG
34	540052	24	P-CLAMP, 3" WITH 3/8" HOLE
35	540053	1	P-CLAMP, 4" W/3/8" HOLE
36	590017	1	PIN, HAIR CLIP, 1/8 X 3-1/8" ZP
37	590065	2	BUMPER PAD, WING REST
38	590183	2	BOLT, 1-1/4" X 5" MACHINED
39	590450	2	POLY PAD, REST RUB
40	590581	12	RIVET, POUND IN, 1/4 X 7/16
41	596105M	2	BOLT, HH 1/4-20X2-1/2 GR5 MAGNI
42	596118M	1	BOLT, HH 5/16-18 X 2-1/2 GR5 MAGNI
43	596129M	4	BOLT, HH 3/8-16X1-1/2 GR5 MAGNI
44	596131M	2	BOLT, HH 3/8-16 X 2-1/2 GR5 MAGNI
45	596132M	2	BOLT, HH 3/8-16 X 3 GR5 MAGNI
46	596157M	2	BOLT, HH 1/2 X 3-1/2 GR5 MAGNI
47	596158M	4	BOLT, HH 1/2 X 4 GR5 MAGNI
48	596179M	2	BUSHING, MACHINED 1" X 14GA MAGNI
49	596187M	2	BOLT, HH 3/4-10 X 3-1/2 GR5 MAGNI
50	596189M	2	BOLT, HH 3/4-10 X 4-1/2 GR5 MAGNI
51	596213M	13	NUT, HEX 3/8-16 MAGNI
52	596236M	1	NUT, CENTERLOCK, 5/16-18 MAGNI
53	596237M	2	NUT, CENTERLOCK 3/8-16 MAGNI
54	596239M	6	NUT, CENTERLOCK, 1/2-13 MAGNI
55	596241M	2	NUT, CENTERLOCK 3/4-10 MAGNI
56	596250M	13	LOCKWASHER, 3/8 MAGNI
57	596258M	4	WASHER, FLAT 3/8 MAGNI
58	596276M	1	WASHER, FLAT 1" MAGNI
59	596300M	1	SPRING PIN, 3/8 X 2 MAGNI
60	596592M	13	BOLT, CARRIAGE 3/8-16 X 1 MAGNI
61	596593M	2	BOLT, HH G8 1-1/2-6 X 9 MAGNI
62	596603M	32	BOLT, FLANGE 3/4"-10 X 2.5" GR. 8 MAGNI
63	596604M	4	BOLT, HH G8 1-1/2-6 X 6 MAGNI
64	596724M	2	NUT, CENTERLOCK, 1-1/4" MAGNI



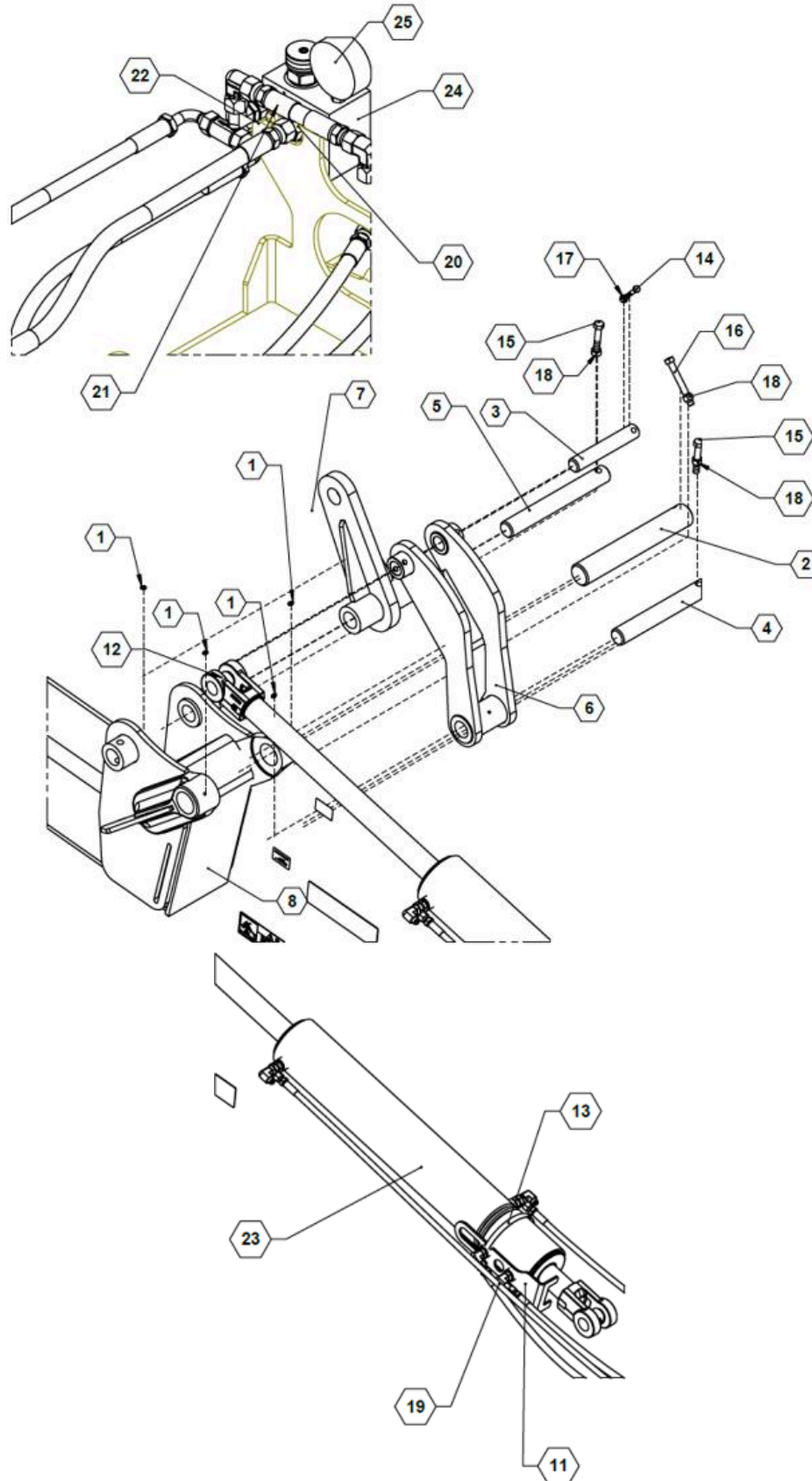
ILLUSTRATED PARTS LIST

ITEM	PART NO.	QTY.	DESCRIPTION
65	596741M	2	BOLT, HH 3/8 X 3-1/4 GR5 MAGNI
66	596742M	4	NUT, TOP LOCK FLANGE 5/8-11 MAGNI
67	596744M	2	BUSHING, MACHINE, 1-1/4 x 14 GA MAGNI
68	596746M	2	SPRING PIN 5X50mm MAGNI
69	596767M	2	NUT, HEX FLANGE 1/4-20 MAGNI
70	596769M	8	NUT, HEX FLANGE 3/8-16 MAGNI
71	596774M	6	U-BOLT, 3/4 X 7 X 7 G5 MAGNI
72	596775M	46	NUT, HEX FLANGE 3/4-10 GR8 MAGNI
73	596811M	4	WASHER, FLAT 1-1/2 MAGNI
74	596813M	4	NUT, HEX 1-1/2-6 GR8 MAGNI
75	596831M	4	BOLT, FLANGED 5/8-11 X 2" GR8 MAGNI
76	630071	1	HARNESS, 10' EXT-DEUTSCH 16P
77	759	4	ZERK, 1/4-28 STRAIGHT PIPE THREAD
78	800098	1	DECAL, WARNING-HYDRAULIC FLUID
79	800099	1	DECAL, WARNING-CHARGE WITH OIL
80	800101	1	DECAL, CAUTION-AG CHEMICAL
81	800103	1	DECAL, DANGER-RUNOVER
82	800104	1	DECAL, WARNING-DO NOT SPEED
83	800105	4	DECAL, WARNING-STAND CLEAR
84	800112	1	DECAL, DANGER, ELECTRIC LINES
85	800287	6	DECAL, GREASE PIVOT POINTS
86	800338	1	DECAL, FAST PATENTS
87	800368	1	DECAL, HOSE KEY EXTENDED

60' Toolbar



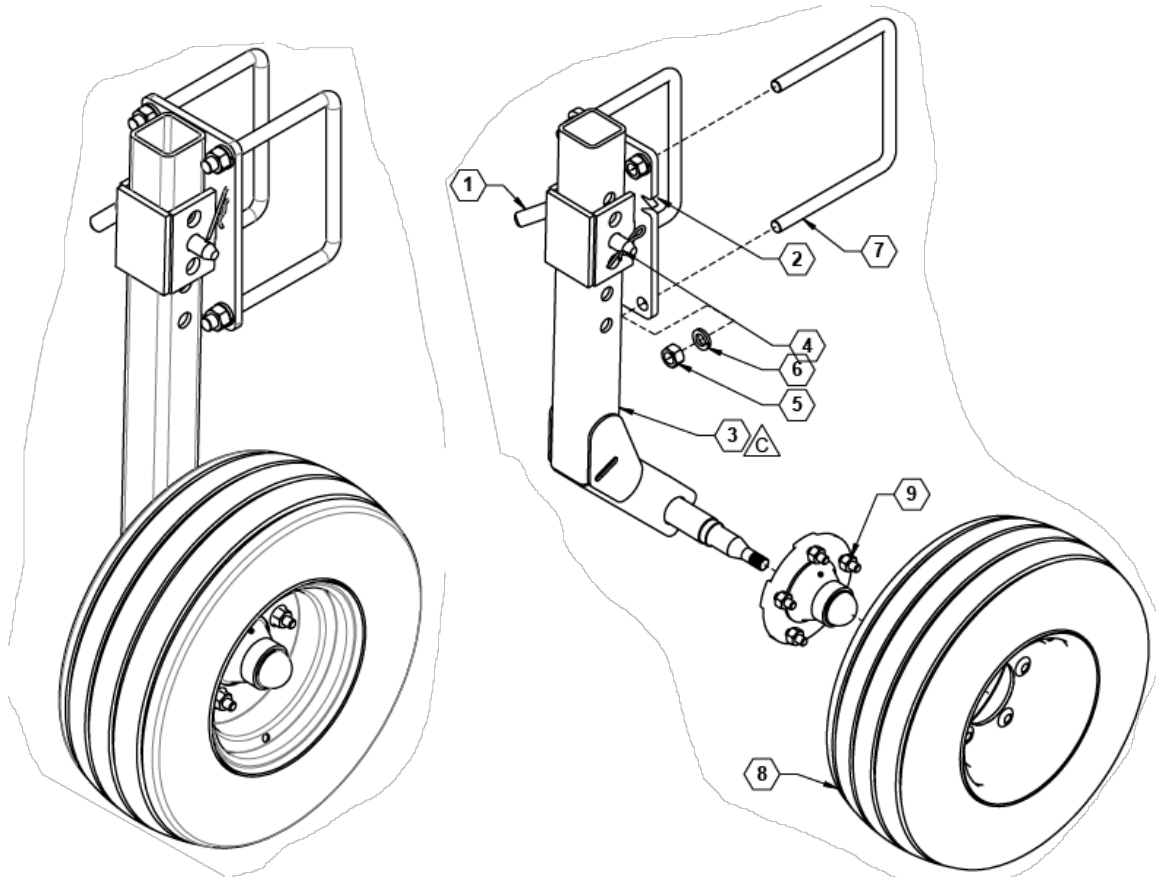
60' Toolbar (cont.)



Parts List 35580: 60' Toolbar

ITEM	PART NO.	QTY.	DESCRIPTION
1	759	8	ZERK, 1/4-28 STRAIGHT PIPE THREAD
2	17063	2	PIN, MAIN WING
3	34764	2	PIN, CYLINDER
4	34765	2	PIN, FLIP LINKAGE
5	34766	2	PIN, FLIP HINGE
6	34790	2	WLDMT, INNER LINKAGE
7	34794	2	WLDMT, OUTER FLIP LINKAGE
8	34830	2	WLDMT, FLIP WING
9	34995	1	ASSY, RH GAUGE WHL
10	34996	1	ASSY, LH GAUGE WHEEL
11	35407	2	PLATE, CYLINDER ANTI ROTATE
12	530291	4	BUSHING, 1-1/4" I.D. x 1" LG
13	540021	2	CLAMP, 4 1/8 - 7"
14	596118M	2	BOLT, HH 5/16-18X2-1/2 GR5 MAGNI
15	596156M	4	BOLT, HH 1/2 X 3 GR5 MAGNI
16	596158M	2	BOLT, HH 1/2X4 GR5 MAGNI
17	596237M	2	NUT, CENTERLOCK 3/8-16 MAGNI
18	596239M	6	NUT, CENTERLOCK, 1/2-13 MAGNI
19	600132	1	HOSE KIT, DURAPLACER 60FT OPTN
20	610013	1	ADAPTER, -8MJIC X -8MORB
21	610083	1	ADAPTER, -8MORB X -8FJX
22	610097	1	ADAPTER, -8MJIC X -8MORB90
23	620027	2	CYLINDER, 4.5"X22.5 & 1.81 STROKE (see also Flip Wing Cylinder)
24	630041	1	MANIFOLD, HYDRAULIC DOWN PRESSURE
25	790052	1	PRESSURE GAUGE, 3000 PSI
26	800106	4	DECAL, DANGER-STAND CLEAR
27	800287	4	DECAL, GREASE PIVOT POINTS

Gauge Wheel Assembly

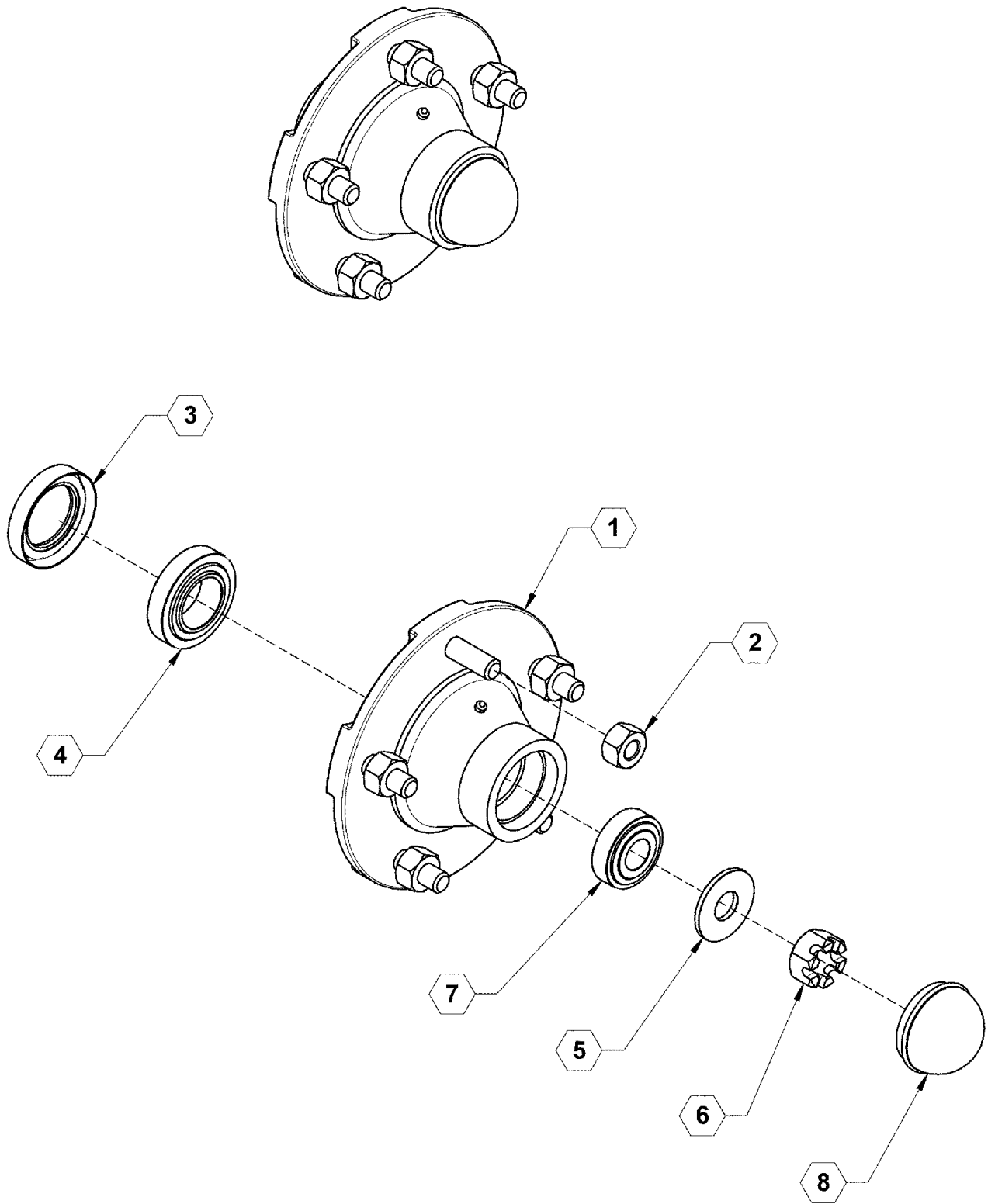


Parts List 34995/34996/37010/37011: Gauge Wheel Assembly

ITEM	PART NO.	QTY.	DESCRIPTION
1	19061	1	PIN, GAUGE WHEEL MOUNT
2	34981	1	WLDMNT, LH GAUGE WHL MNT
	34984		WLDMNT, RH GAUGE WHL MNT
3	35991	1	WLDMNT, LH GAUGE WHL MNT
	35990		WLDMNT, RH GAUGE WHL MNT
4	590017	1	PIN, HAIR CLIP, 1/8 X 3-1/8" ZP
5	596217M	4	NUT, HEX 3/4-10 G5 MAGNI
6	596254M	4	LOCKWASHER, 3/4 MAGNI
7	596777M	2	U-BOLT, 3/4 X 9 X 7 G5 MAGNI
8	700023	1	TIRE, 20.5 X 8 X 10", YELLOW
	700030		TIRE W-20.5X8.0X10 SILVER RIM
9	730003ASSY	1	HUB COMPLETE (736) 5 BOLT ASSY



Hub Assembly, 5-Bolt Q736



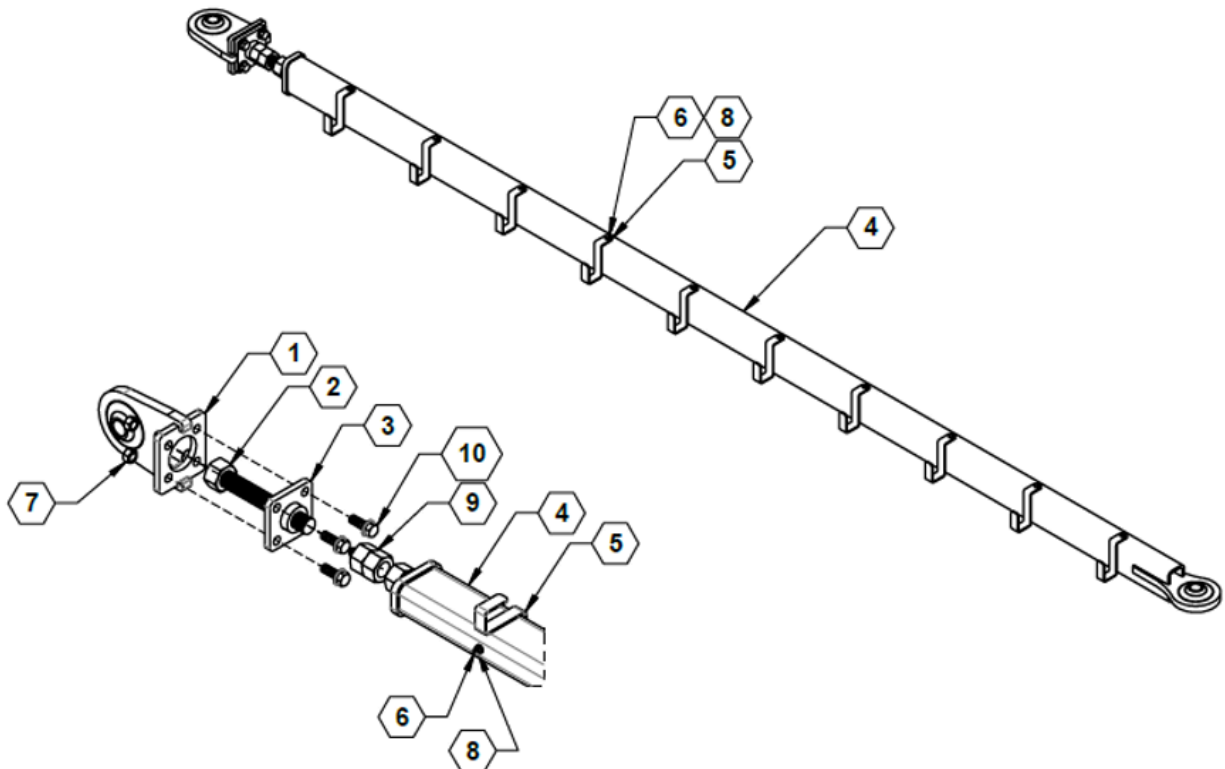
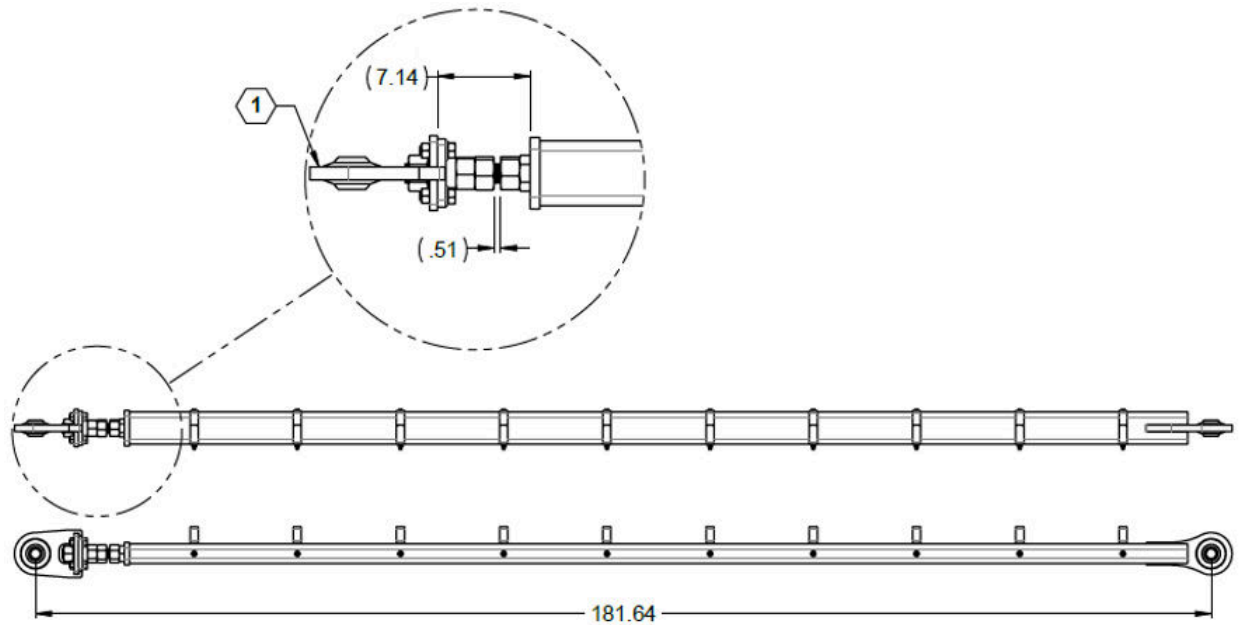


ILLUSTRATED PARTS LIST

Parts List 730003ASSY: Hub Assembly, 5-Bolt Q736

ITEM	PART NO.	QTY.	DESCRIPTION
1	730003	1	Q736 HUB ASSEMBLY (ITEMS 1-7)
2	1724	5	WHEEL STUD BOLT, 913576
2	1725	5	WHEEL LUG NUT, 912919
3	1716	1	SEAL QDS 906296
4	1710	1	INNER CUP (LM67010)
4	1712	1	INNER CONE (LM67048)
5	730034	1	HUB WASHER
6	730035	1	CASTLE NUT N669
7	1711	1	OUTER CUP (LM11910)
7	1713	1	OUTER CONE (LM11949)
8	1714	1	HUB CAP QDS 909931

Strut Linkage Assembly



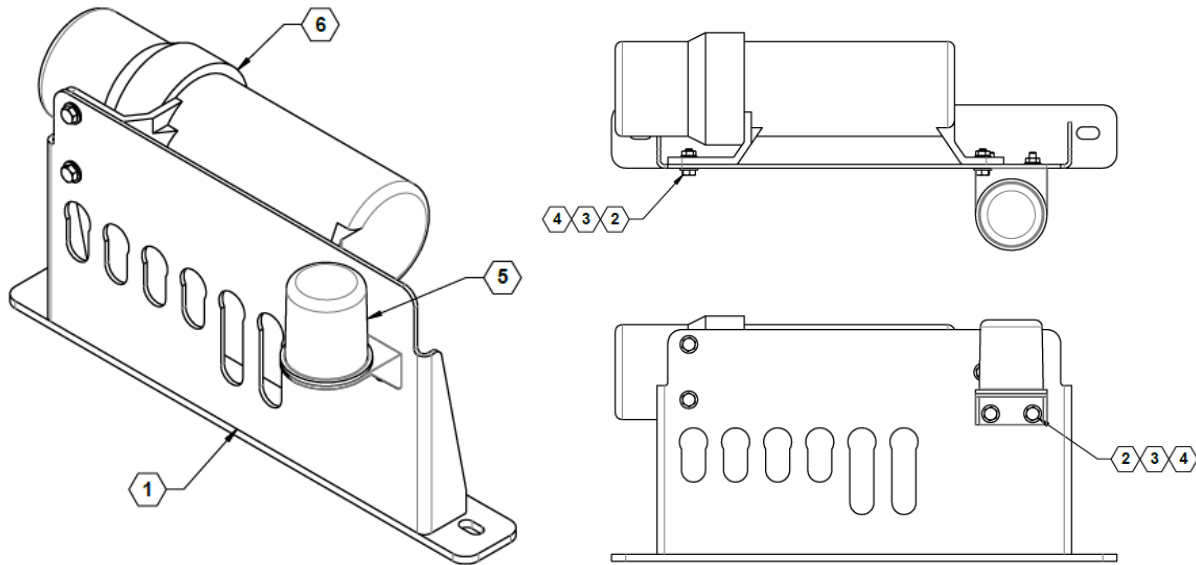


ILLUSTRATED PARTS LIST

Parts List 34865: Strut Linkage Assembly

ITEM	PART NO.	QTY.	DESCRIPTION
1	34857	1	WLDMNT, STRUT END
2	34863	1	WLDMNT, STRUT ADJUST
3	34864	1	WLDMNT, STRUT PIVOT
4	34870	1	WLDMNT, STRUT BASE
5	34873	10	PLATE, HOSE SUPPORT
6	596138M	10	BOLT, HH 3/8-16X6 GR5 MAGNI
7	596217M	4	NUT, HEX 3/4-10 G5 MAGNI
8	596769M	10	NUT, HEX FLANGE 3/8-16 MAGNI
9	596813M	3	NUT, HEX 1-1/2-6 GR8 MAGNI
10	596814M	4	BOLT, HEX FLANGE 3/4-10 X 2 GR 8 MAGNI

Manual Holder Assembly



Parts List 34752: Manual Holder Assembly

ITEM	PART NO.	QTY.	DESCRIPTION
1	34753	1	WLDMNT, MANUAL HOLDER
2	596101M	5	BOLT, HH 1/4-20X3/4 GR5 MAGNI
3	596256M	5	WASHER, FLAT 1/4 USS MAGNI
4	596767M	5	NUT, HEX FLANGE 1/4-20 MAGNI
5	740018	1	LIGHT HARNESS HOLDER
6	750048	1	MANUAL HOLDER

ROW UNITS

See Yetter [2984-150A Strip Freshener Manual](#)



2984-150A

STRIP FRESHENER™

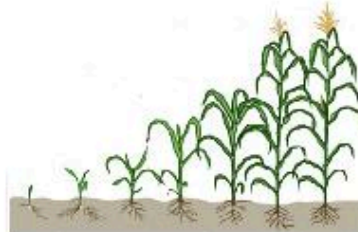
OPERATOR MANUAL
PARTS IDENTIFICATION
2565-963_REV_D 12/2022



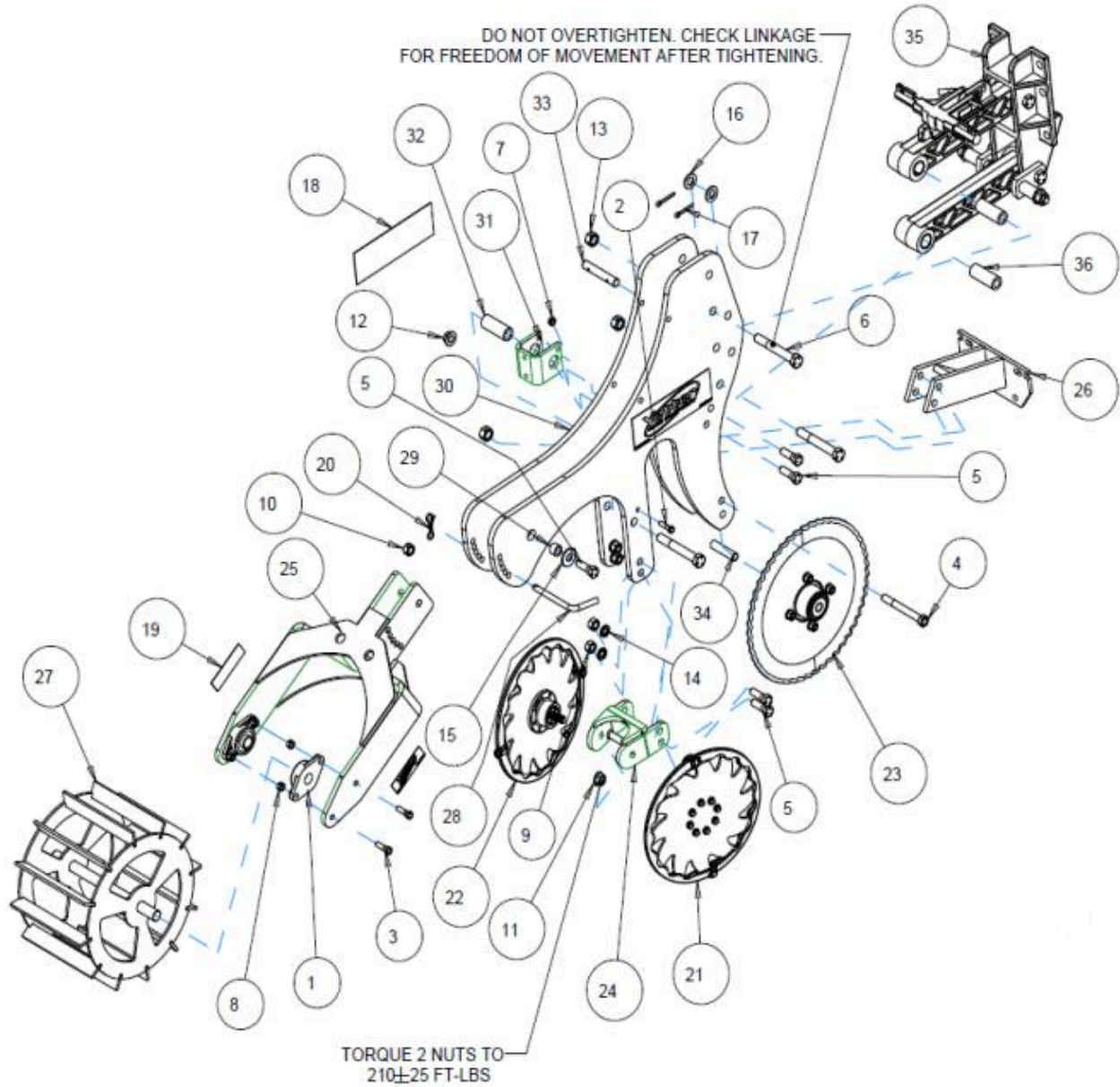
YETTER MANUFACTURING CO.
FOUNDED 1930

Colchester, IL 62326-0358
Toll free: 800/447-5777
309/776-3222 (Fax)
Website: www.yetterco.com
E-mail: info@yetterco.com

GERMINATE UNIFORMITY™



PARTS IDENTIFICATION 2984-150A-R



MANUFACTURED 11/2014-05/2022

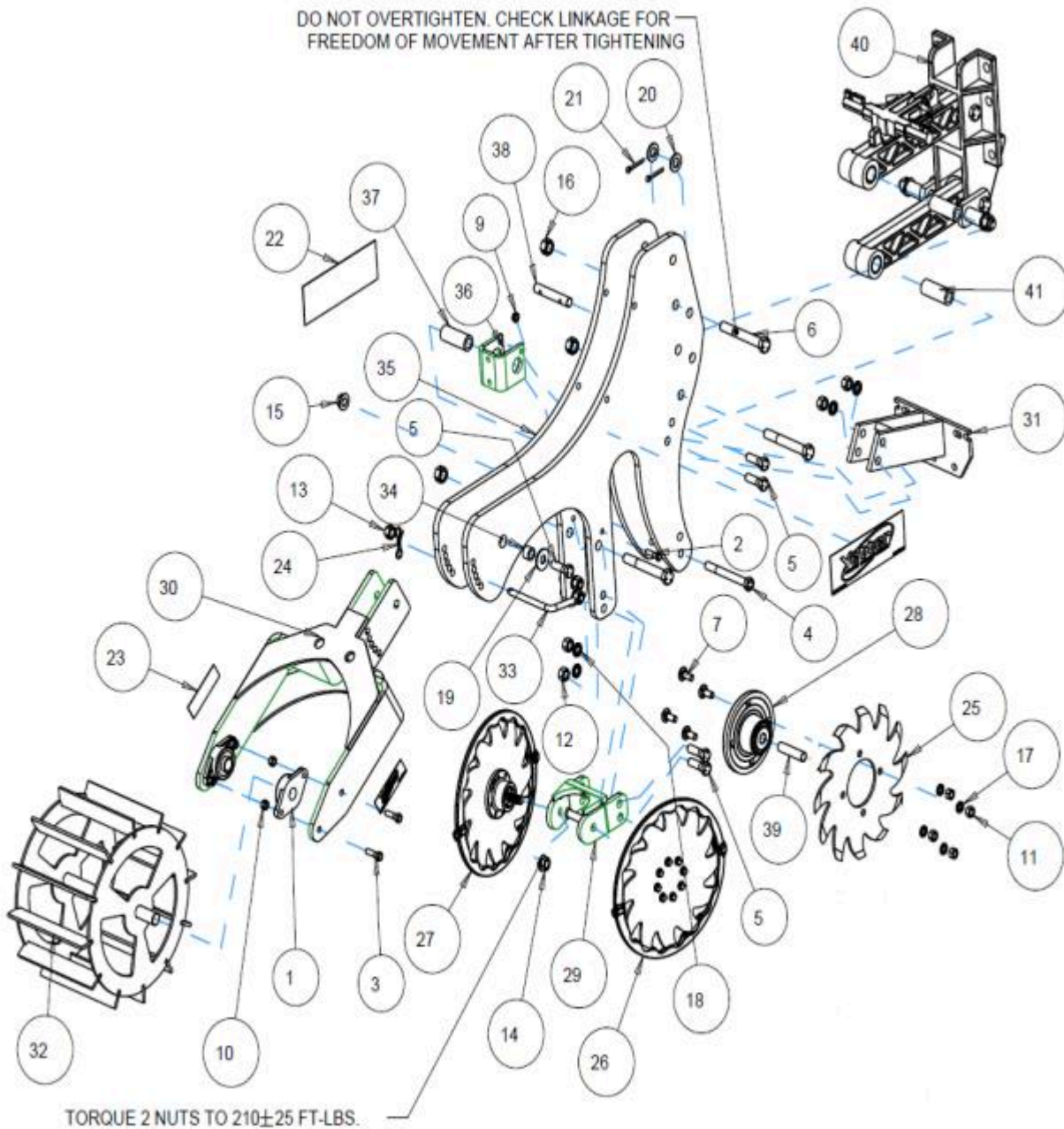


ILLUSTRATED PARTS LIST

PARTS IDENTIFICATION 2984-150A-R

ITEM	PART NO.	DESCRIPTION	QTY
1	1310-333	FLANG MOUNT BEARING	2
2	2502-232	3/8-16 X 1 1/2 HHCS GR 5 ZYD	1
3	2502-266	7/16-14 X 1-1/2 HHCS GR 5 ZP	4
4	2502-384	5/8-11 X 5.5 HHCS GR8 ZP	1
5	2502-391	5/8-11 X 2 HHCS GR 5 ZP	10
6	2502-508	3/4-10 X 5-1/2 HHCS GR5ZYD	3
7	2520-258	3/8-16HEX FLANGE LCK NUT ZP	1
8	2520-267	7/16-14 LCK HX NT ZP	4
9	2520-452	5/8-11 HEX NUT GR 8 ZP	8
10	2520-459	5/8-11 LOCK HEX NUT, GR B, ZP	2
11	2520-464	5/8-11 WHIZLOCK HEX NUT, GR 2, ZP	2
12	2520-476	5/8-11 HEX FLANGE NUT	1
13	2520-515	3/4-10 LOCK HEX NUT, GR A, ZP	3
14	2525-451	5/8 MED. LOCKWASHER ZP.	8
15	2526-451	5/8 STD FLATWASHER ZP	2
16	2526-504	3/4 SAE FLATWASHER, ZP	2
17	2531-125	1/4 X 1-3/4 COTTER PIN ZP	2
18	2565-058	YET FRM EQUI DE 3-7/16X10-5/16	2
19	2565-162	YETTER DECAL	2
20	2570-448	.120 BOWTIE LOCKING COTTER ZP	1
21	2966-140-ST	SHARKTOOTH ASSY,RH,3" D-BOLT	1
22	2966-141-ST	SHARKTOOTH ASSY,LH,3" D-BOLT	1
23	2984-143	RIPPLE BLADE ASSEMBLY	1
24	2984-234	WHEEL MOUNT W.A.	1
25	2984-235	BASKET MOUNT W.A.	1
26	2984-236	FACEPLATE W.A.	1
27	2984-237	ROLLING BASKET W.A.	1
28	2984-320	PIN, SKID ADJUSTMENT ZYD	1
29	2984-401	REAR PIVOT BUSHING,FLT LNK,ZYD	2
30	2984-432	BODY PLATE	2
31	2984-442	FERTILIZER MOUNT BRACKET	1
32	2984-443	INJ. MOUNT SPACER	1
33	2984-454	DOWNSTOP PIN, ZP	1
34	2984-455	BEARING BORE ADAPTER, ZP	1
35	3000-149	PARALLEL ARM ASSEMBLY '09	1
36	3000-408	INNER BUSHING,MAV LINKAGE ZYD.	2

PARTS IDENTIFICATION 2984-150A-ST



MANUFACTURED 11/2014-05/2022



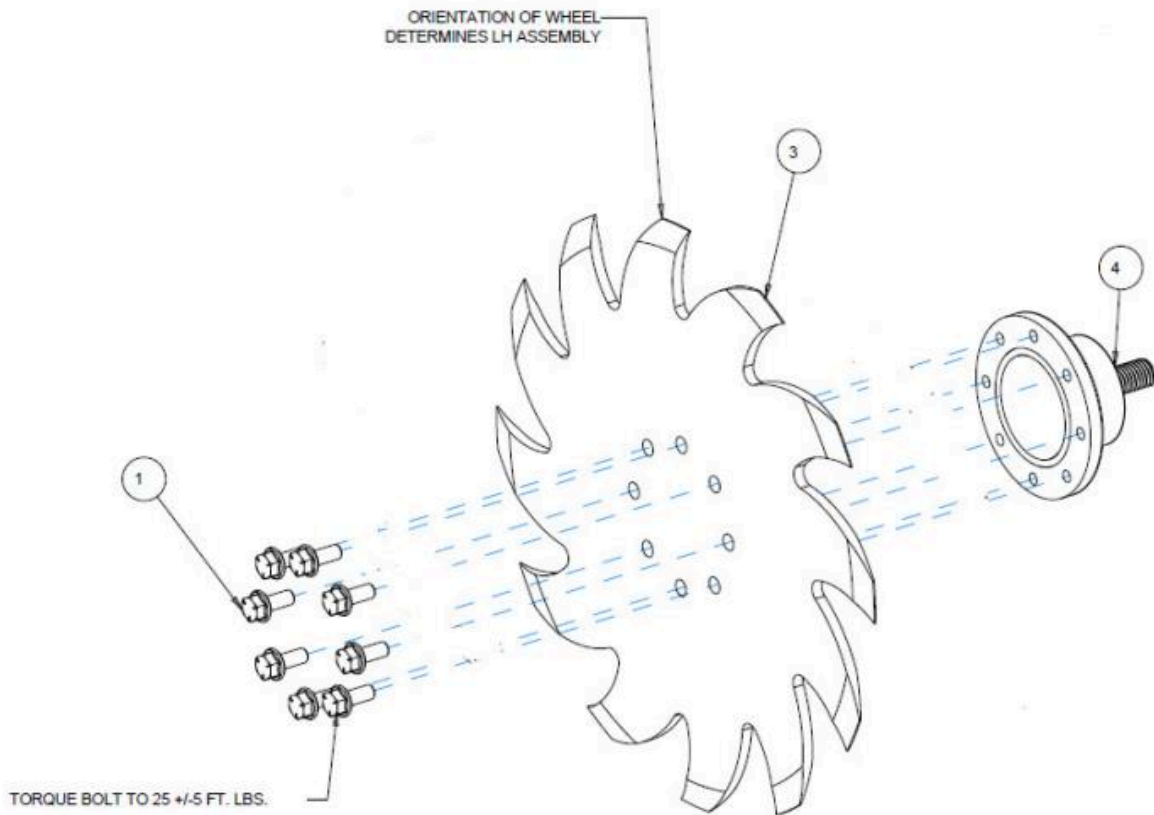
ILLUSTRATED PARTS LIST

PARTS IDENTIFICATION 2984-150A-ST

ITEM	PART NO.	DESCRIPTION	QTY
1	1310-333	FLANG MOUNT BEARING	2
2	2502-232	3/8-16 X 1 1/2 HHCS GR 5 ZYD	1
3	2502-266	7/16-14 X 1-1/2 HHCS GR 5 ZP	4
4	2502-384	5/8-11 X 5.5 HHCS GR8 ZP	1
5	2502-391	5/8-11 X 2 HHCS GR 5 ZP	10
6	2502-508	3/4-10 X 5-1/2 HHCS GR5ZYD	3
7	2505-337	1/2-13 X 1 1/4 CARBLT G5ZP	4
8	2515-562	13" WHEEL COVER, BLACK	2
9	2520-258	3/8-16HEX FLANGE LCK NUT ZP	1
10	2520-267	7/16-14 LCK HX NT ZP	4
11	2520-352	1/2-13 HEX NUT ZP	4
12	2520-452	5/8-11 HEX NUT GR 8 ZP	8
13	2520-459	5/8-11 LOCK HEX NUT, GR B, ZP	2
14	2520-464	5/8-11 WHIZLOCK HEX NUT, GR 2, ZP	2
15	2520-476	5/8-11 HEX FLANGE NUT	1
16	2520-515	3/4-10 LOCK HEX NUT, GR A, ZP	3
17	2525-352	1/2 MED LOCKWASHER ZP.	4
18	2525-451	5/8 MED. LOCKWASHER ZP.	8
19	2526-451	5/8 STD FLATWASHER ZP	2
20	2526-504	3/4 SAE FLATWASHER, ZP	2
21	2531-125	1/4 X 1-3/4 COTTER PIN ZP	2
22	2565-058	YET FRM EQUI DE 3-7/16X10-5/16	2
23	2565-162	YETTER DECAL	2
24	2570-448	.120 BOWTIE LOCKING COTTER ZP	1
25	2920-352	13" SHARK TOOTH WHEEL	1
26	2966-140-ST	SHARKTOOTH ASSY,RH,3" D-BOLT	1
27	2966-141-ST	SHARKTOOTH ASSY,LH,3" D-BOLT	1
28	2984-152	HUB ASSEMBLY	1
29	2984-234	WHEEL MOUNT W.A.	1
30	2984-235	BASKET MOUNT W.A.	1
31	2984-236	FACEPLATE W.A.	1
32	2984-237	ROLLING BASKET W.A.	1
33	2984-320	PIN, SKID ADJUSTMENT ZYD	1
34	2984-401	REAR PIVOT BUSHING,FLT LNK,ZYD	2
35	2984-432	BODY PLATE	2
36	2984-442	FERTILIZER MOUNT BRACKET	1
37	2984-443	INJ. MOUNT SPACER	1
38	2984-454	DOWNSTOP PIN, ZP	1
39	2984-455	BEARING BORE ADAPTER, ZP	1
40	3000-149	PARALLEL ARM ASSEMBLY '09	1
41	3000-408	INNER BUSHING,MAV LINKAGE ZYD.	2

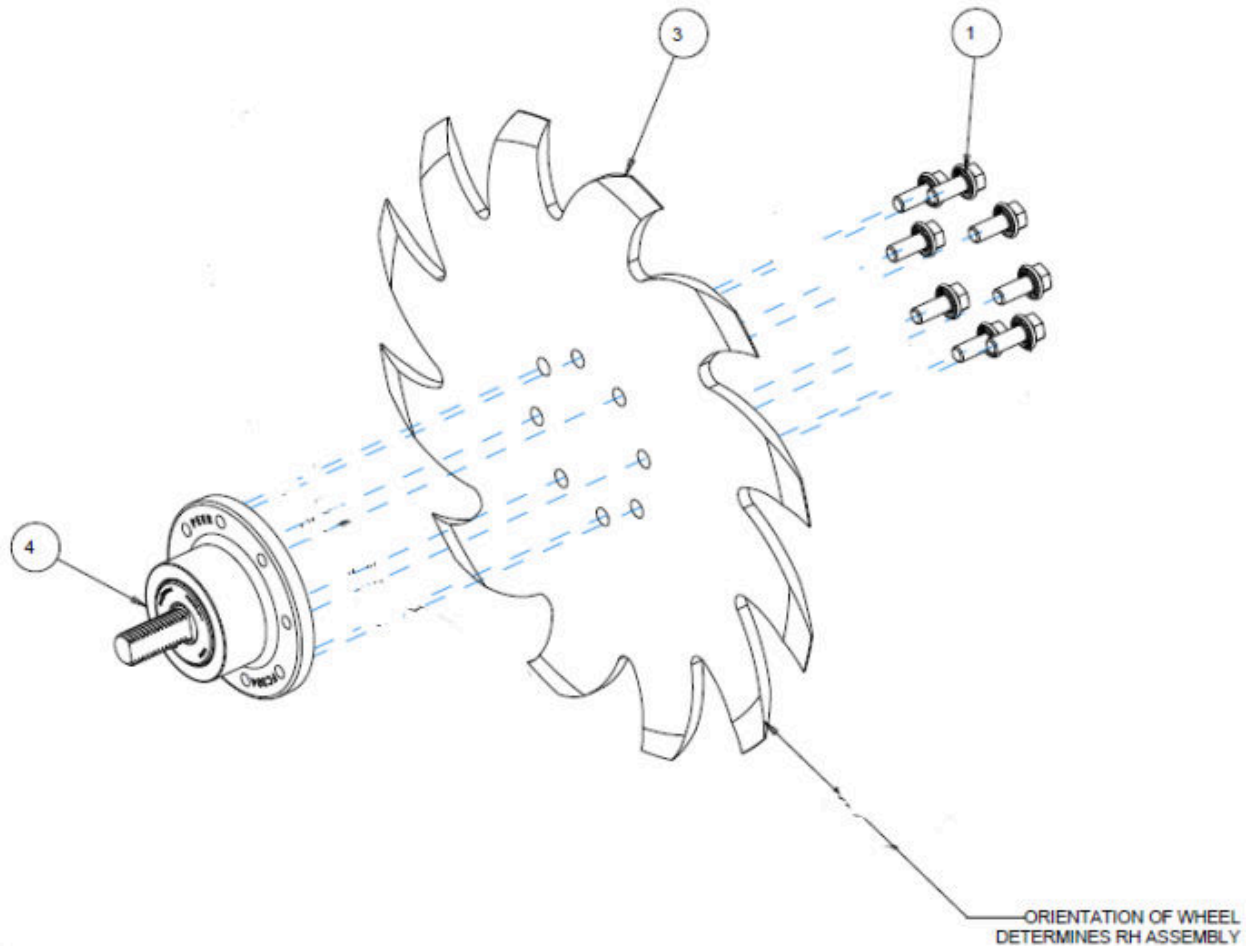
MANUFACTURED 11/2014-05/2022

PARTS IDENTIFICATION 2966-141-ST



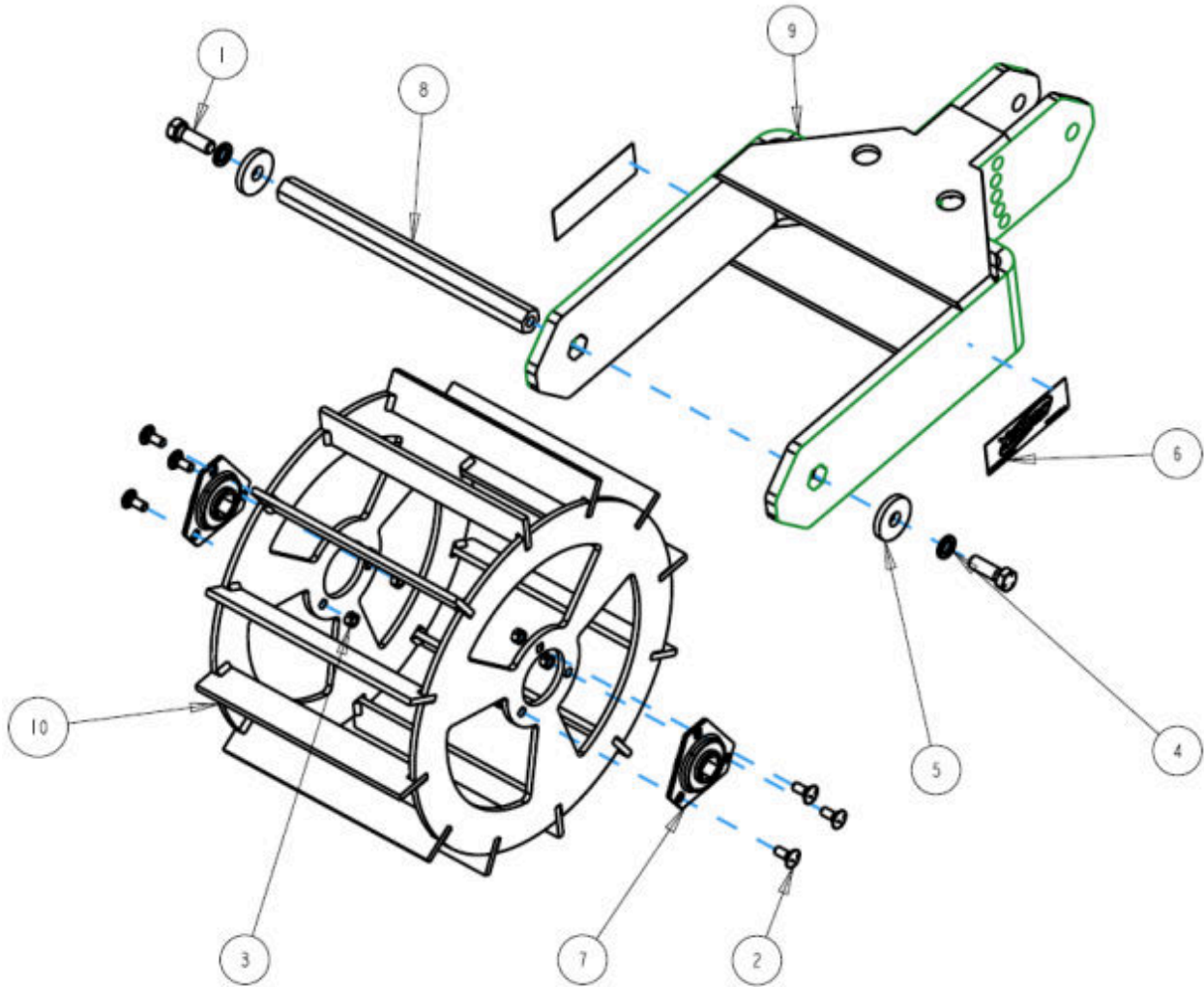
ITEM	PART NO.	DESCRIPTION	QTY
1	2502-220	5/16-18 X 3/4 HHFS GR5 ZP	8
2	2515-562	13" WHEEL COVER, BLACK	2
3	2571-286	SHARKTOOTH WHEEL, 8 BOLT	1
4	2965-500	HUB ASSEMBLY, 1.406 SPINDLE	1

PARTS IDENTIFICATION 2966-140-ST



ITEM	PART NO.	DESCRIPTION	QTY
1	2502-220	5/16-18 X 3/4 HHFS GR5 ZP	8
2	2515-562	13" WHEEL COVER, BLACK	2
3	2571-286	SHARKTOOTH WHEEL, 8 BOLT	1
4	2965-500	HUB ASSEMBLY, 1.406 SPINDLE	1

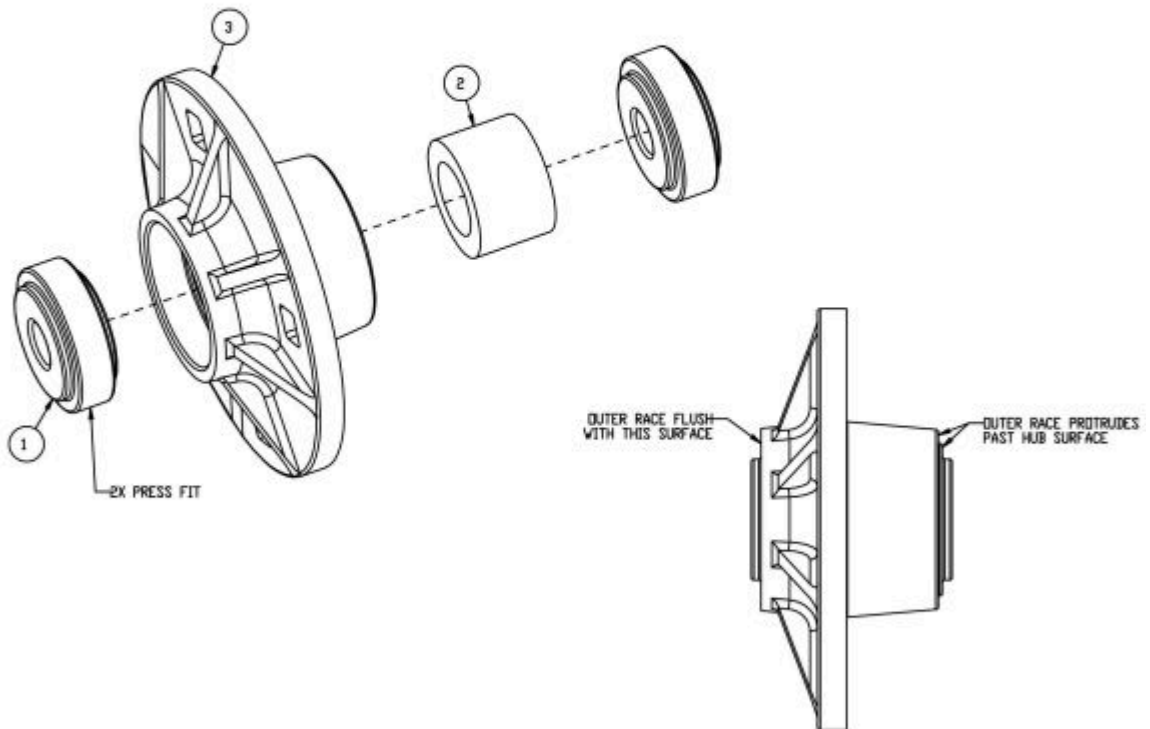
PARTS IDENTIFICATION 2984-145



ITEM	PART NO.	DESCRIPTION	QTY
1	2502-294	1/2-13 X 1-1/2 HHCS GR5 ZP	2
2	2505-205	5/16-18 X 3/4 CARBOLT G5 ZP	6
3	2520-205	5/16-18 LOCK HEX NUT, GR A, ZP	6
4	2525-352	1/2 MED LOCKWASHER ZP.	2
5	2526-402	9/16ID X 1-3/4 OD X 1/4MBZP	2
6	2565-162	YETTER DECAL, 1-1/2 X 4-1/2	2
7	2570-787	FLANGED BEARING ASSEMBLY, 7/8" HEX ID	2
8	2940-634	HEX SHAFT	1
9	2984-235	BASKET MOUNT W.A.	1
10	2984-251	ROLLING BASKET W.A.	1

MANUFACTURED 07/2022-PRESENT

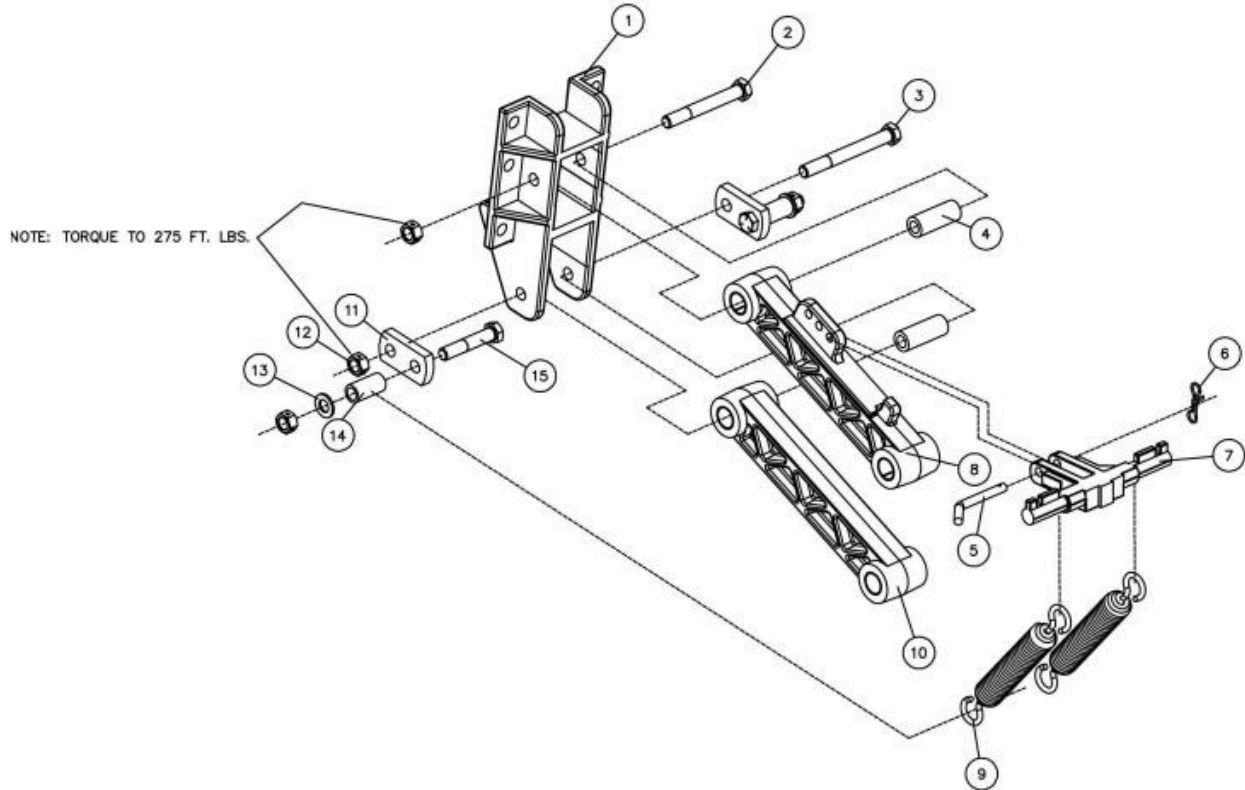
PARTS IDENTIFICATION 2984-152



ITEM	PART NO.	DESCRIPTION	QTY
1	2570-575	BEARING, MARKER DISC	2
2	2984-456	BEARING SPACER	1
3	2984-457	STRIP FRESHENER HUB, MACHINED	1

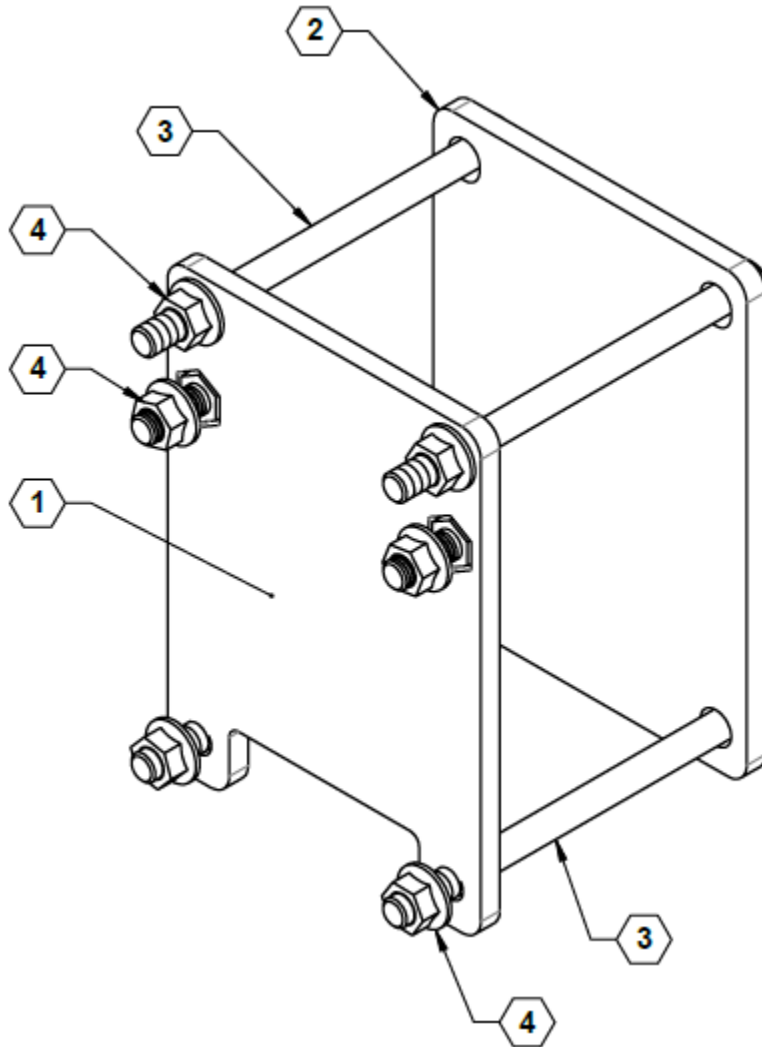
PARTS IDENTIFICATION

3000-149



15	2	2502-404	3/4-10 X 4 HHCS GR 5 ZYD
14	2	2984-305	SPACER, SPRING ANCHOR
13	2	2526-504	3/4 SAE FLATWASHER
12	4	2520-515	3/4-10 LOCK HEX NUT ZP
11	2	2984-304	SPRING ANCHOR TAB
10	1	3000-148	LOWER PARALLEL ARM ASSEMBLY
	4	2528-367	PTFE BSHG 1.4190DX1.263IDX1.25
9	2	2550-754	1 5/8OD X .262 WIRE EXT SPRING
8	1	3000-147	UPPER PARALLEL ARM ASSEMBLY
	4	2528-367	PTFE BSHG 1.4190DX1.263IDX1.25
7	1	2555-174	UPPER SPRING BAR CASTING
6	1	2570-448	1/8 BOWTIE LOCKING COTTER ZYD
5	1	2965-305	PIN, FURROWING ATTACHMENT ZYD
4	2	3000-408	INNER BUSHING, MAVERICK LINKAGE, ZYD
3	1	2502-509	3/4-10 X 7 HHCS GR. 5 ZYD
2	1	2502-510	3/4-10 X 6 HHCS GR. 5 ZYD
1	1	3000-409	CLAMP BRACKET (MACHINED)
DET	QTY	PART NO.	DESCRIPTION

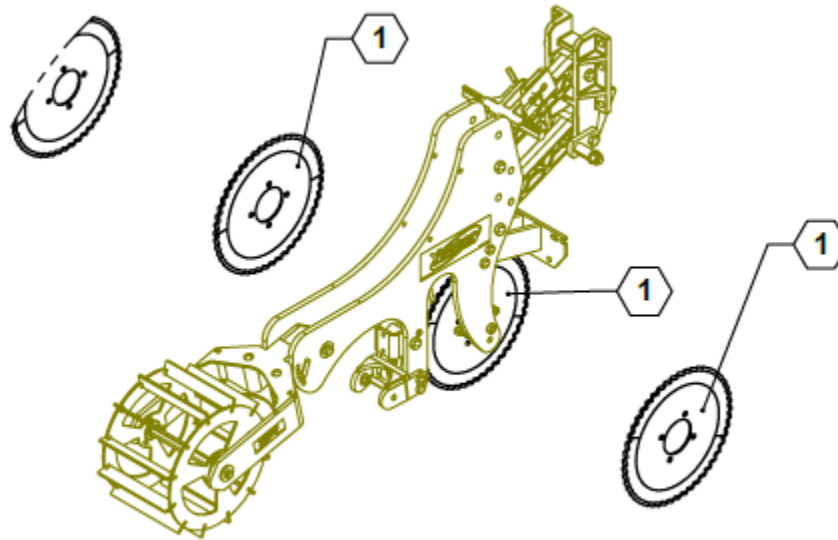
Strip Freshener Mount, Non-Cab Control



Parts List 35644: Strip Freshener Mount, Non-Cab Control

ITEM	PART NO.	QTY.	DESCRIPTION
1	35392	1	STRIP FRESHNER BACKING
2	35394	1	PLATE, STRIP FRESHNER BACKING
3	596477M	4	BOLT, HH 5/8 X 9 GR5 MAGNI
4	596742M	6	NUT, TOP LOCK FLANGE 5/8-11 MAGNI

Front Ripple Coulter



Parts List 35651/35648: Front Ripple Coulter

ITEM	PART NO.	QTY.	DESCRIPTION
1	790101	AR	OPTN, SF RIPPLE COULTER

Nutrient Pro Coulter

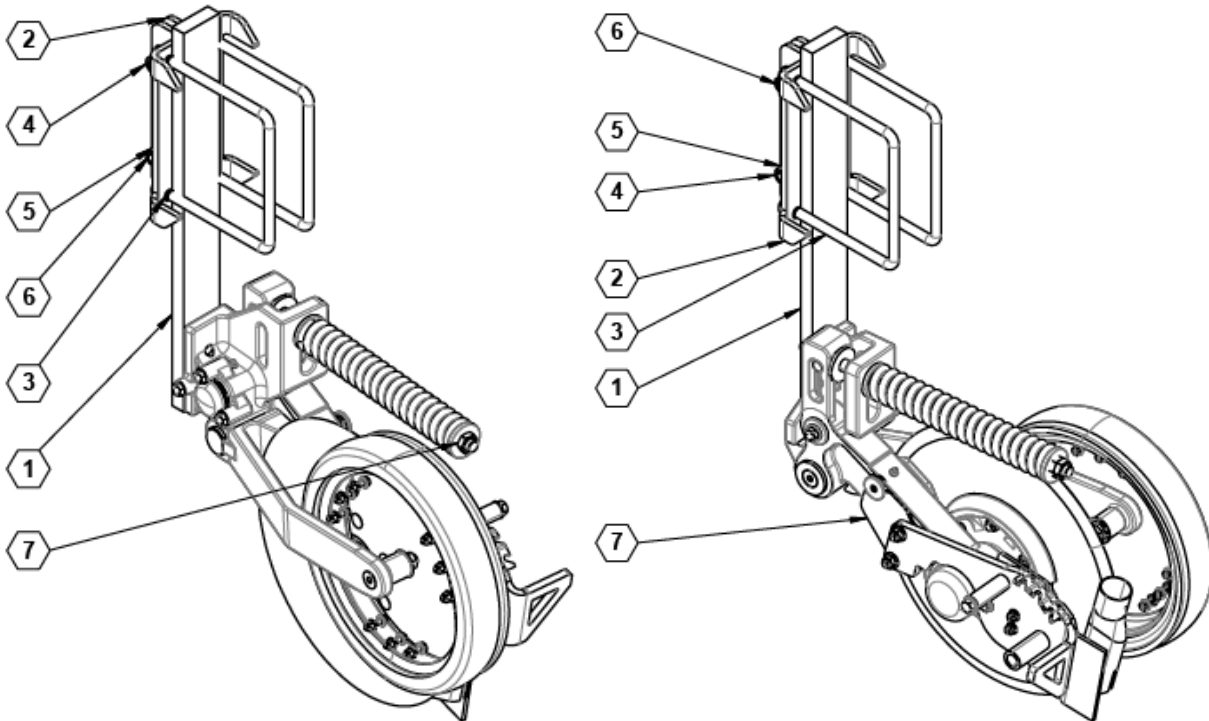
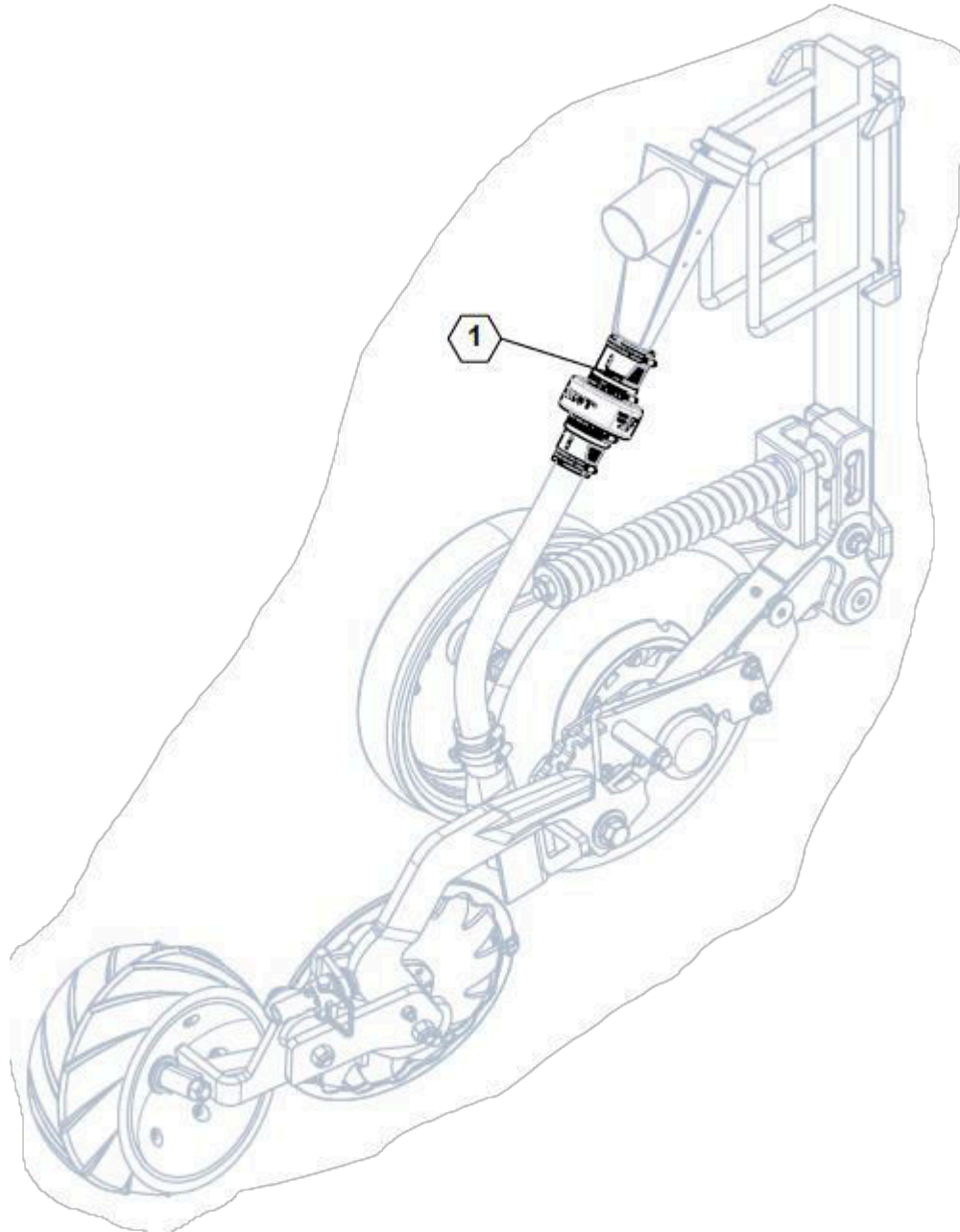


Figure 1: LH on left, RH on right

Parts List 35044/35045: Nutrient Pro Coulter

ITEM	PART NO.	QTY.	DESCRIPTION
1	35032	1	PLATE, NUTRIENT PRO SHANK
2	35033	2	PLATE, NUTRIENT PRO MOUNT
3	590446	2	U-BOLT, 9X7, 5/8"-11 GR. 8
4	596240M	6	NUT, CENTERLOCK, 5/8-11 MAGNI
5	596253M	6	LOCKWASHER 5/8 MAGNI
6	596831M	2	5/8-11X2" GR8 FLANGE HEAD BOLT
7	750095	1	NUTRIENT PRO COULTER (RH)
	750096		NUTRIENT PRO COULTER (LH)

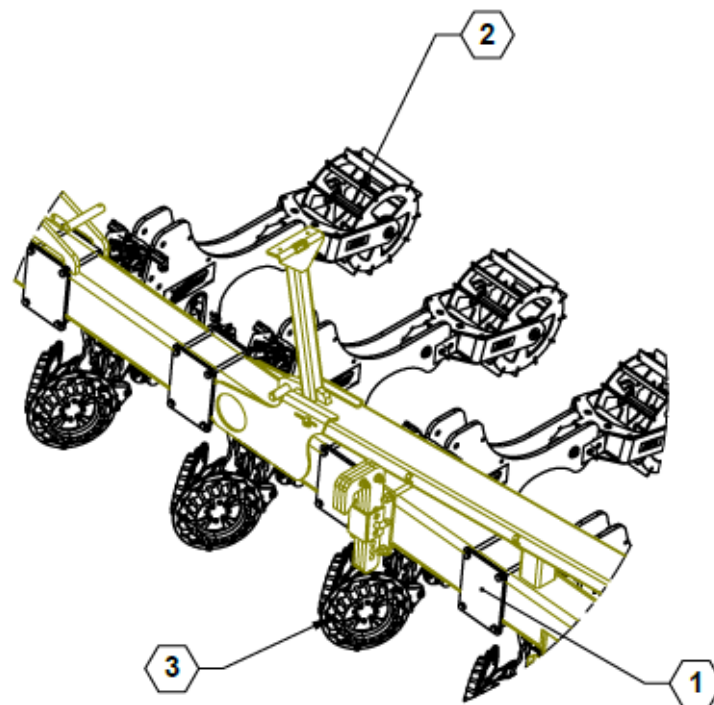
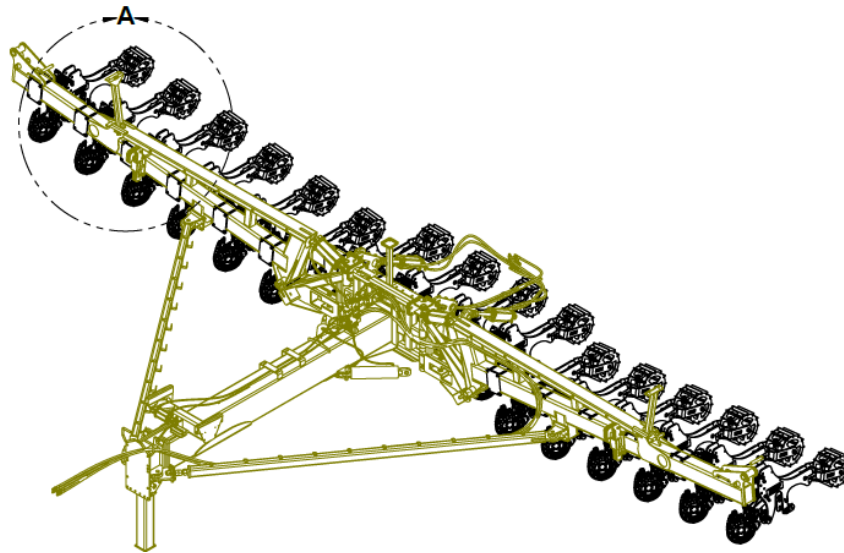
Blockage Sensors



Parts List 35221/35472: Blockage Sensors

ITEM	PART NO.	QTY.	DESCRIPTION
1	560092	AR	SENSOR, ROW BLOCKAGE

16-Row Strip Freshener with Row Cleaner

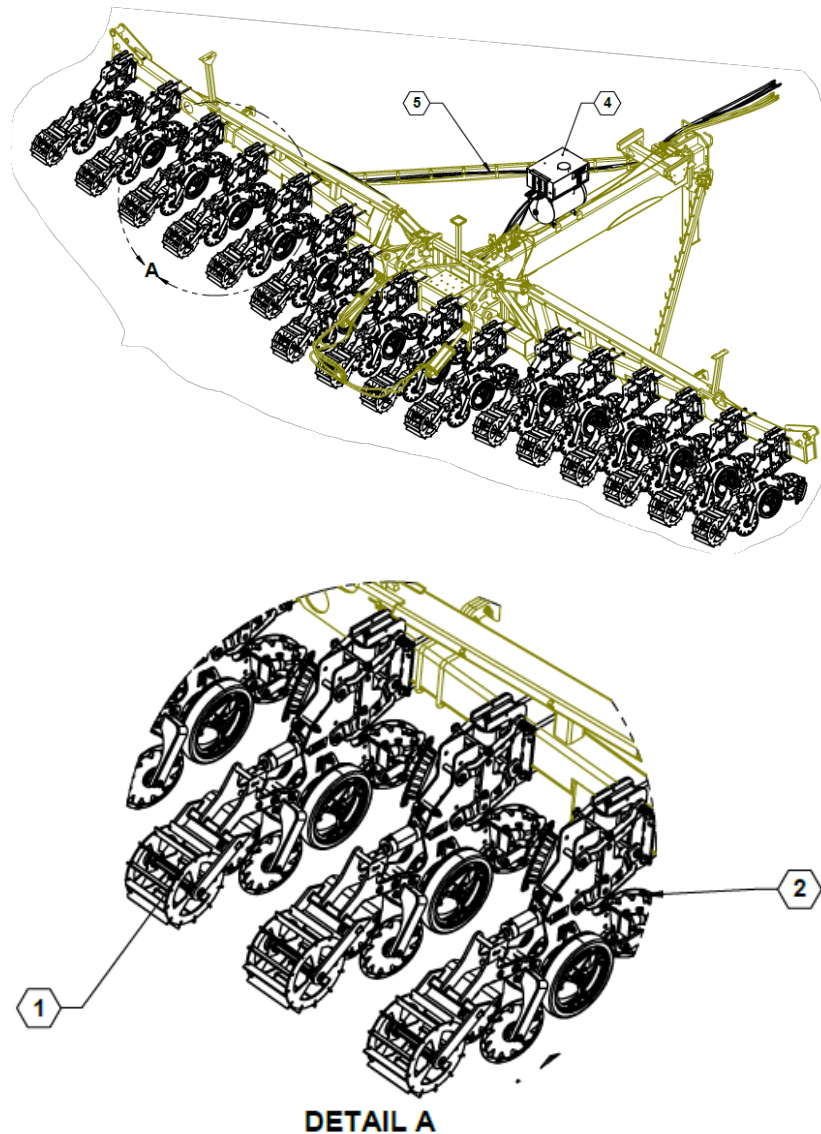


DETAIL A

Parts List 35649: 16-Row Strip Freshener with Row Cleaner

ITEM	PART NO.	QTY.	DESCRIPTION
1	35644	16	ASSY, NON-CC MOUNT
2	790098	16	STRIP FRESHENER, NON-CC
3	790100	16	OPTN, 2967 ROW CLEANERS

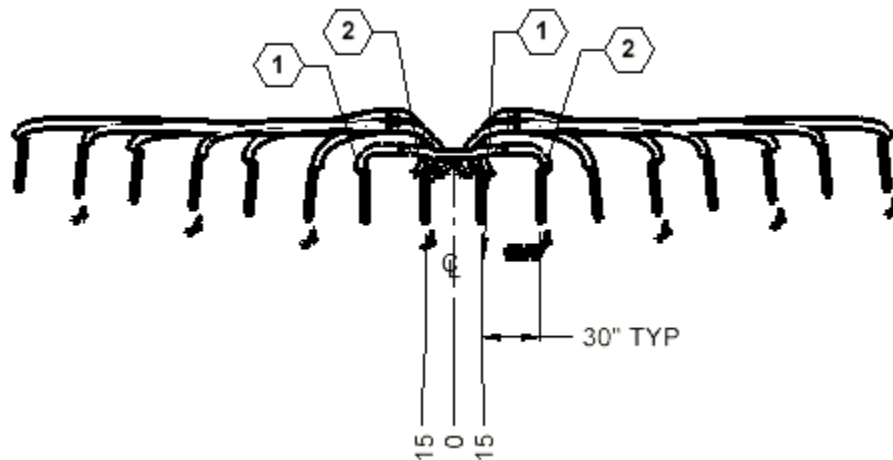
16-Row Strip Freshener with Row Cleaner, Cab Control, Ripple, and Shark Berming or Wave Berming



Parts List 35645/35694: 16-Row Strip Freshener with Row Cleaner, Cab Control, Ripple, and Shark Berming or Wave Berming

ITEM	PART NO.	QTY.	DESCRIPTION
1	790087	16	OPTN, STRIP FRESH WITH CC & SHARK BERM
	790110	16	OPTN, STRIP FRESH WITH CC & SHALL BERM
2	790088	16	OPTN, 2984-090 AIR ROW CLNR
3	790092	1	STRIP FRESHENER CC CNTRL KIT
4	790094	1	AIR COMPRESSOR KIT, HYD
5	790095	1	HOSE KIT, DP STRIP FRESHENERS
6	790097	1	FRESHENER 16 ROW AIR PLUMB KIT
NS	600128	1	HYD. HOSE KIT, DP STRIP FRESHENERS

16-Row Yetter 4000 Nutrient Pro with Dry Fertilizer Tube

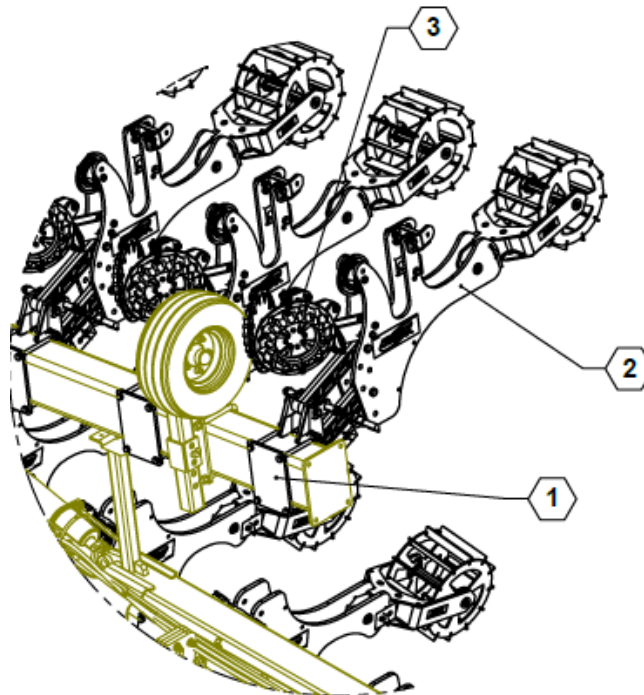
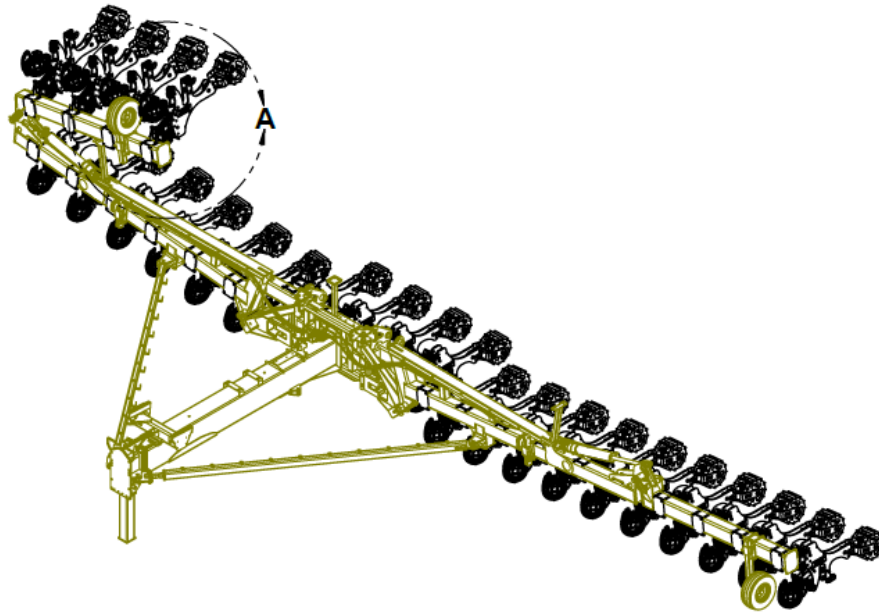


16 ROW PRODUCT PLUMBING	
	MONTAG OUTLET
LEFT ROW 1	P
ROW 2	N
ROW 3	L
ROW 4	J
ROW 5	H
ROW 6	F
ROW 7	D
ROW 8	B
ROW 9	A
ROW 10	C
ROW 11	E
ROW 12	G
ROW 13	I
ROW 14	K
ROW 15	M
RIGHT ROW 16	O

Parts List 35473: 16-Row Yetter 4000 Nutrient Pro with Dry Fertilizer Tube

ITEM	PART NO.	QTY.	DESCRIPTION
1	35045	8	NUTRIENT PRO COULTER
2	35044	8	NUTRIENT PRO COULTER

24-Row Strip Freshener with Row Cleaner

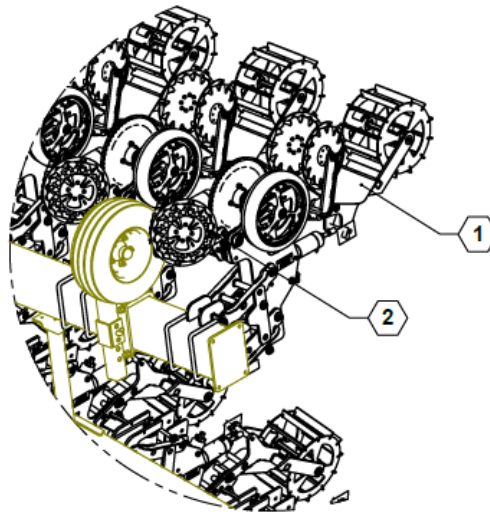
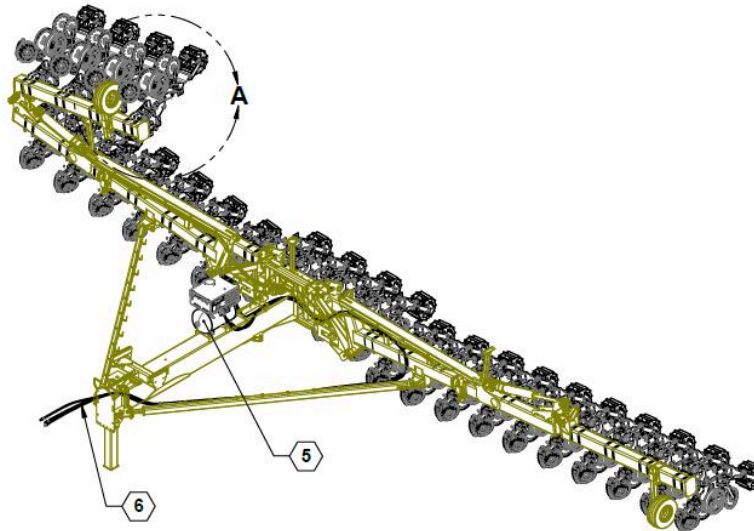


DETAIL A

Parts List 35650: 24-Row Strip Freshener with Row Cleaner

ITEM	PART NO.	QTY.	DESCRIPTION
1	35644	24	ASSY, NON-CC MOUNT
2	790098	24	STRIP FRESHENER, NON-CC
3	790100	24	OPTN, 2967 ROW CLEANERS

24-Row Strip Freshener with Row Cleaner, Cab Control, Ripple, and Shark Berming or Wave Berming

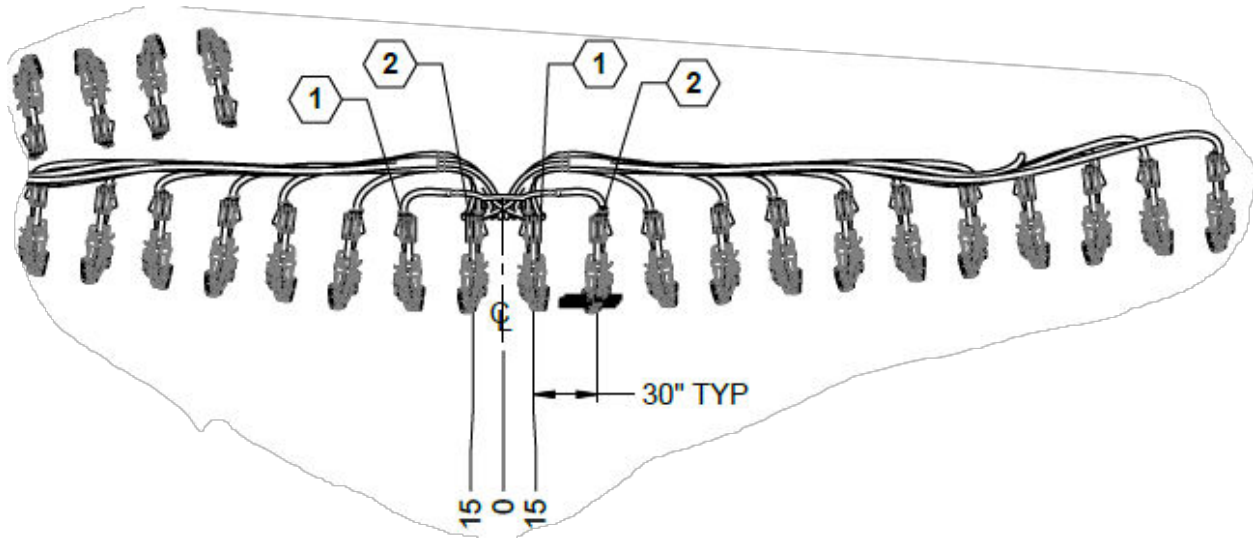


DETAIL A

Parts List 35293/35693: 24-Row Strip Freshener with Row Cleaner, Cab Control, Ripple, and Shark Berming or Wave Berming

ITEM	PART NO.	QTY.	DESCRIPTION
1	790087	24	OPTN, STRIP FRESH WITH CC & SHARK BERM
	790110	24	OPTN, STRIP FRESH WITH CC & SHALL BERM
2	790088	24	OPTN, 2984-090 AIR ROW CLNR
3	790092	1	STRIP FRESHENER CC CNTRL KIT
4	790093	1	FRESHENER 24 ROW AIR PLUMB KIT
5	790094	1	AIR COMPRESSOR KIT, HYD
6	790095	1	HOSE KIT, DP STRIP FRESHENERS
NS	600128	1	HYD. HOSE KIT, DP STRIP FRESHENERS

24-Row Yetter 4000 Nutrient Pro with Dry Fertilizer



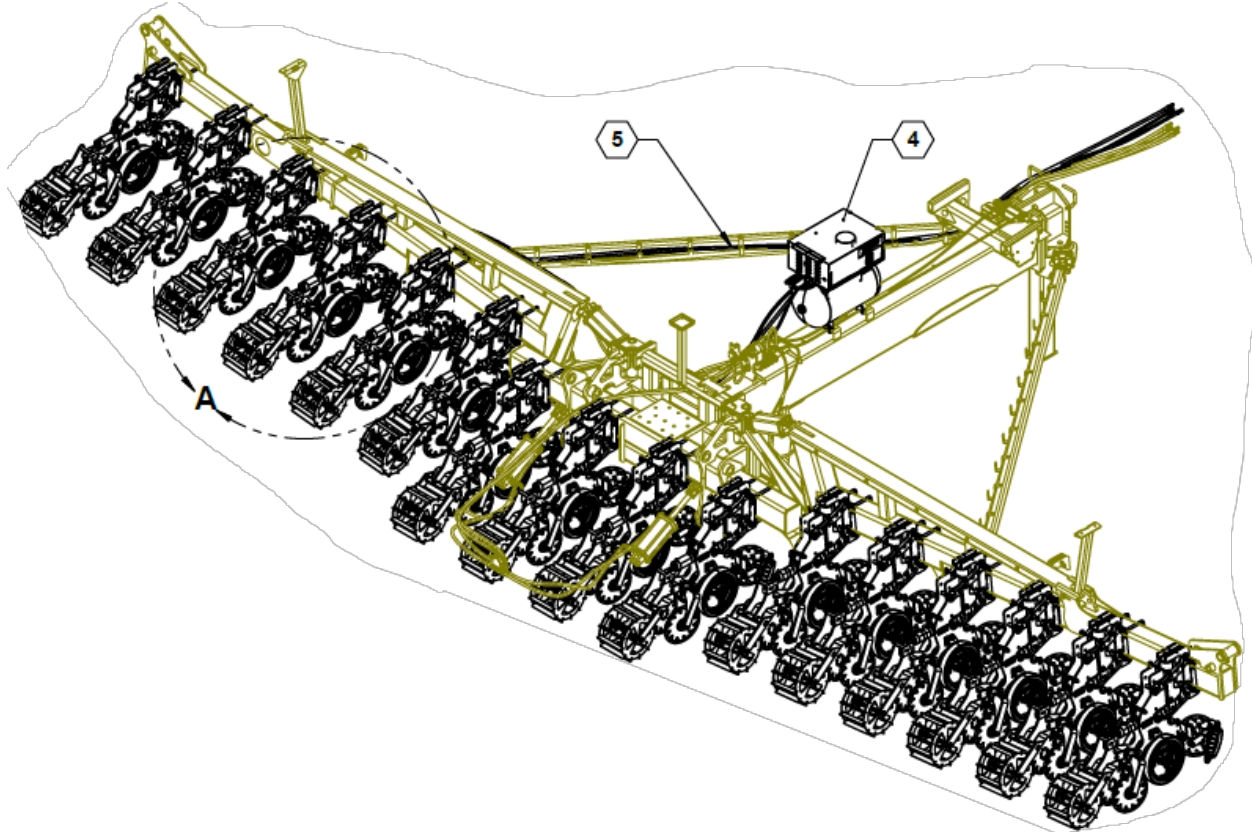
24 ROW PRODUCT PLUMBING	
	MONTAG OUTLET
LEFT ROW 1	X
ROW 2	V
ROW 3	T
ROW 4	R
ROW 5	P
ROW 6	N
ROW 7	L
ROW 8	J
ROW 9	H
ROW 10	F
ROW 11	D
ROW 12	B
ROW 13	A
ROW 14	C
ROW 15	E
ROW 16	G
ROW 17	I
ROW 18	K
ROW 19	M
ROW 20	O
ROW 21	Q
ROW 22	S
ROW 23	U
RIGHT ROW 24	W

Parts List 35220: 24-Row Yetter 4000 Nutrient Pro with Dry Fertilizer

ITEM	PART NO.	QTY.	DESCRIPTION
1	35045	12	NUTRIENT PRO COULTER
2	35044	12	NUTRIENT PRO COULTER

ROW UNIT CAB CONTROL

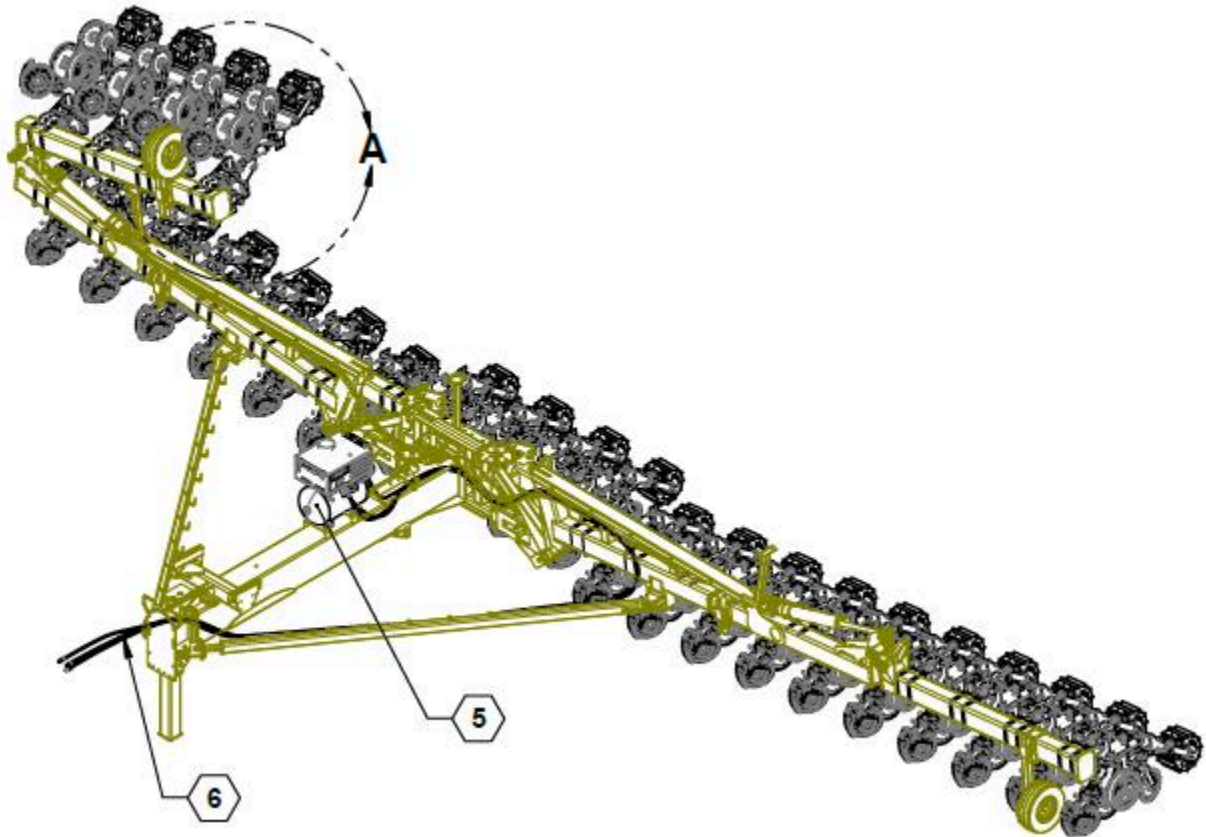
Row Freshener Supply



Parts List 35645: Row Freshener Supply

ITEM	PART NO.	QTY.	DESCRIPTION
4	790094	1	AIR COMPRESSOR KIT, HYD
5	790095	1	HOSE KIT, DP STRIP FRESHENERS
NS	790097	1	FRESHENER 16 ROW AIR PLUMB KIT

Row Freshener Supply Hoses & Fittings



Parts List 35293: Row Freshener Supply Hoses & Fittings

ITEM	PART NO.	QTY.	DESCRIPTION
NS	790093	1	FRESHENER 24 ROW AIR PLUMB KIT
5	790094	1	AIR COMPRESSOR KIT, HYD
6	790095	1	HOSE KIT, DP STRIP FRESHENERS

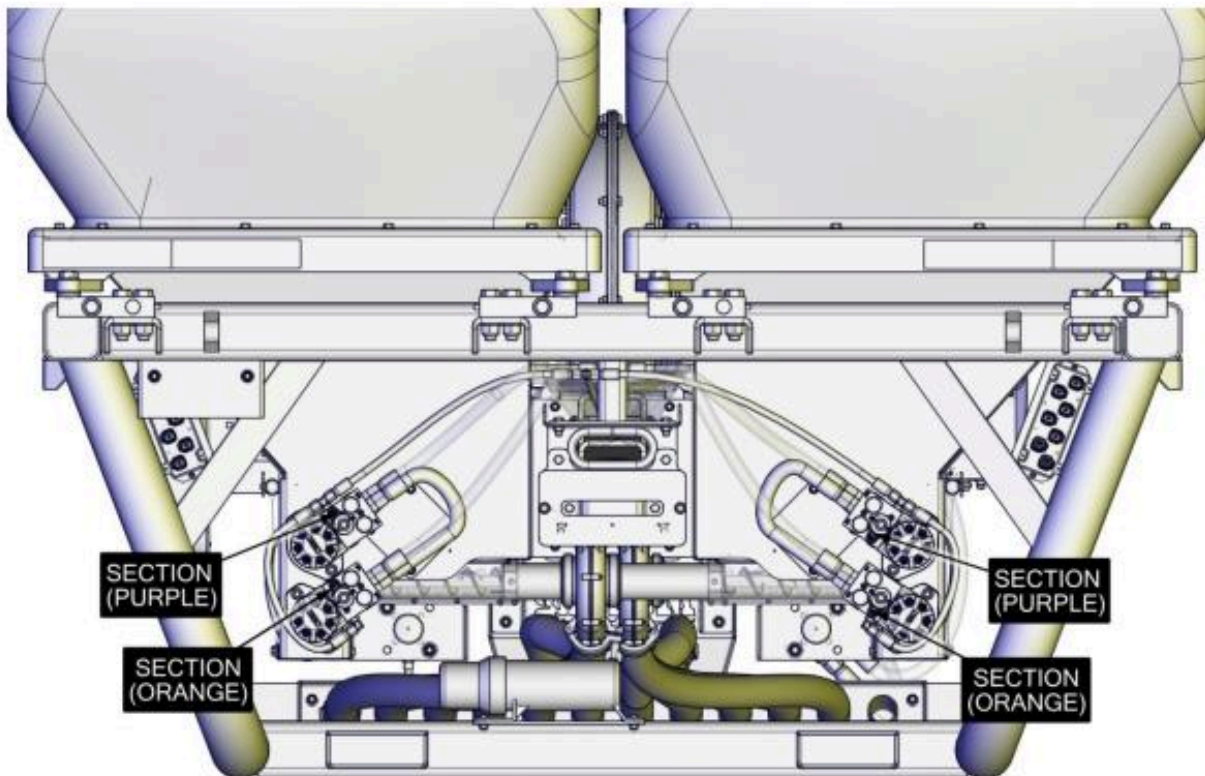
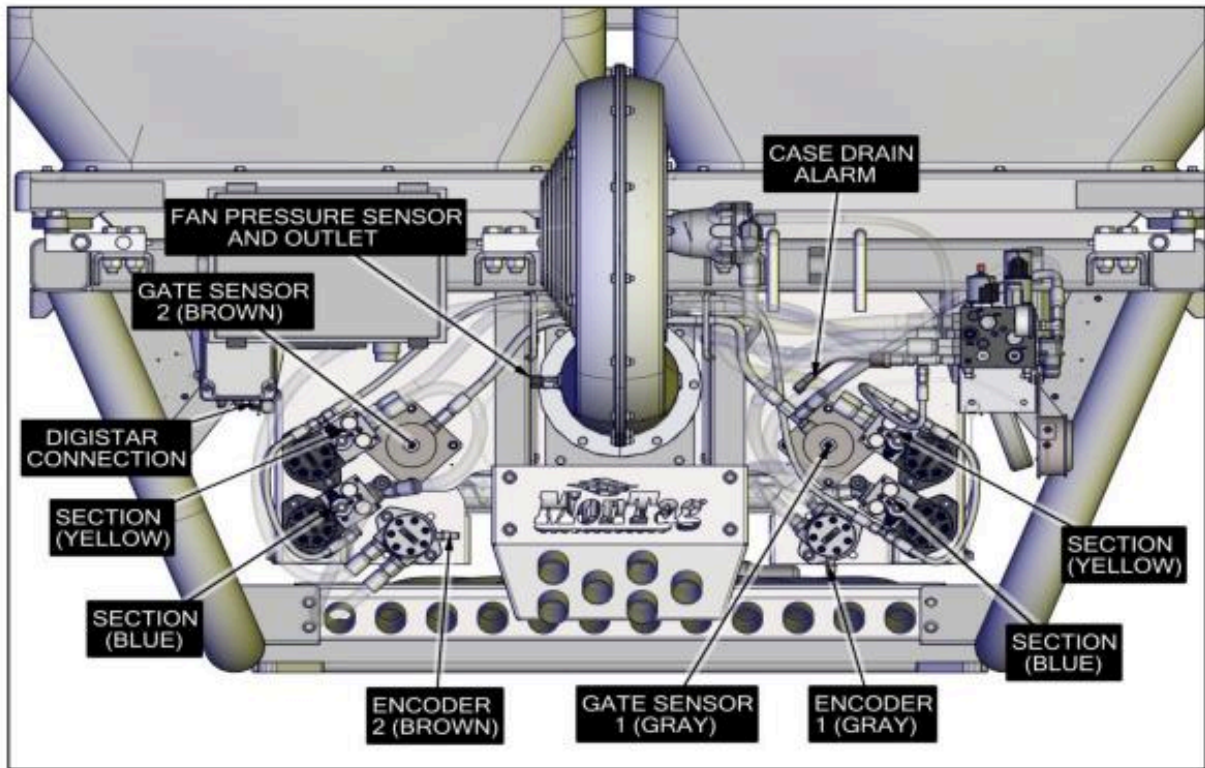
HOPPER DELIVERY SYSTEM

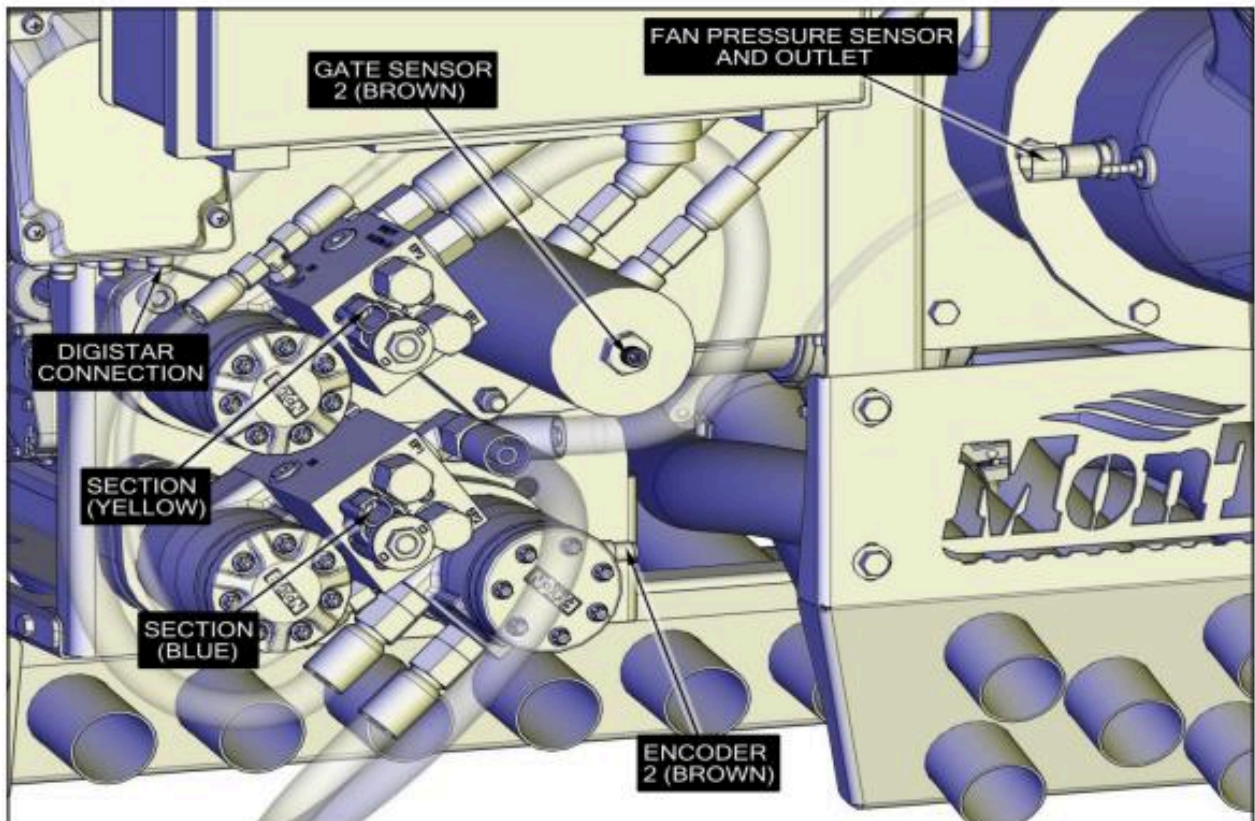
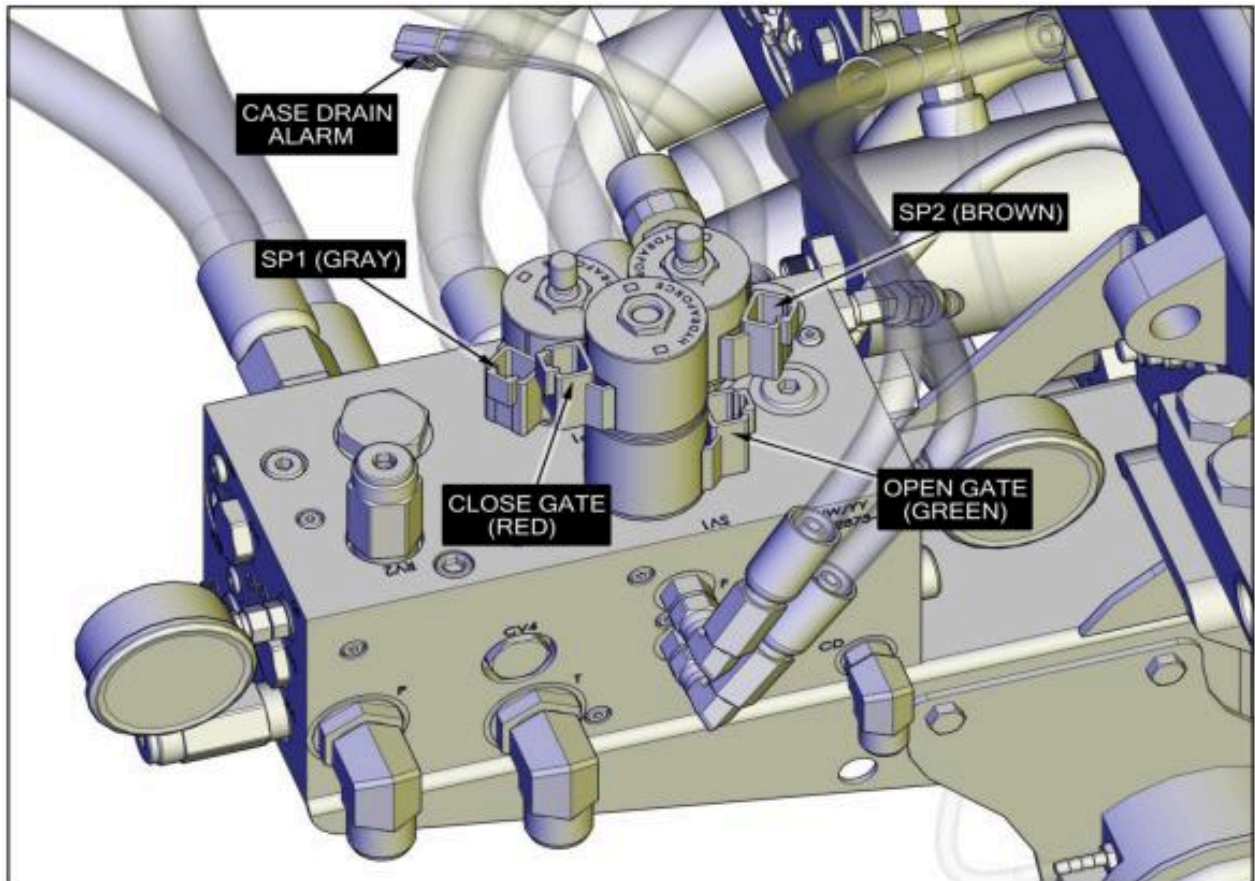
See the manuals below for available part lists. Some pages from the indicated documents have been copied here for convenience.

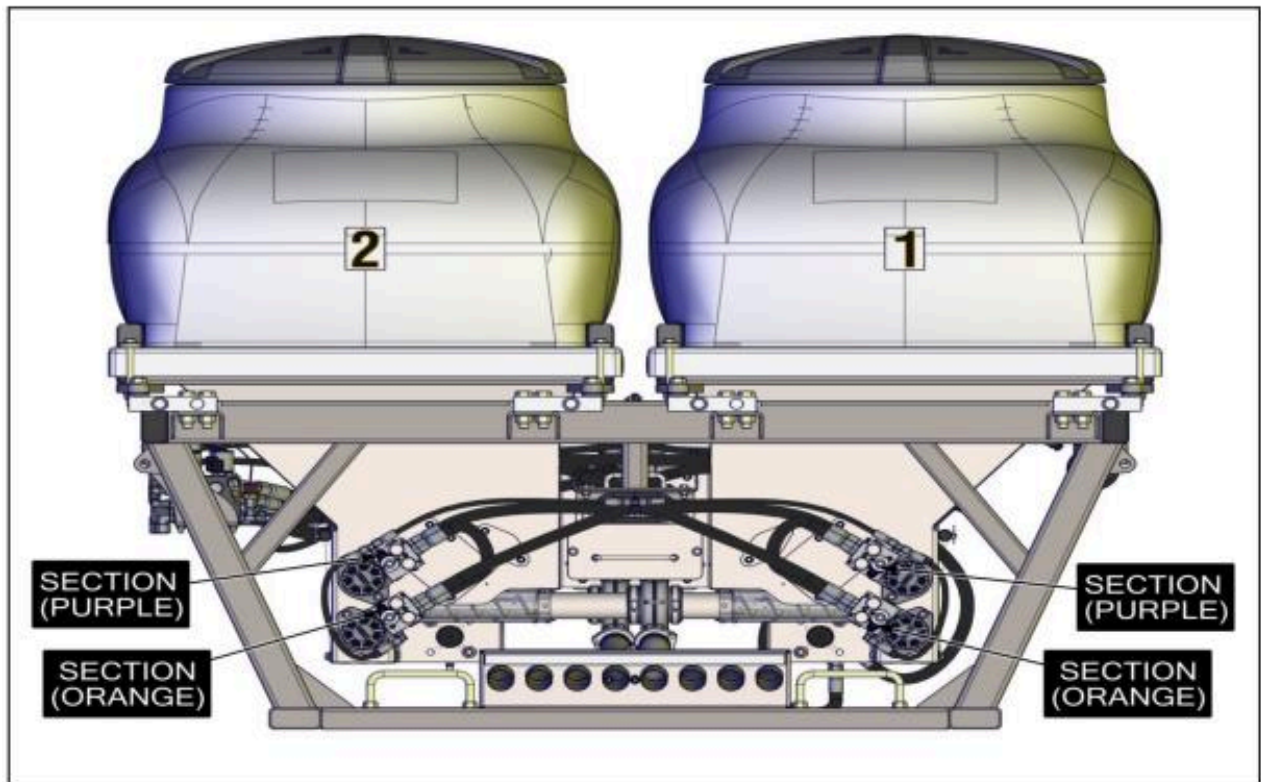
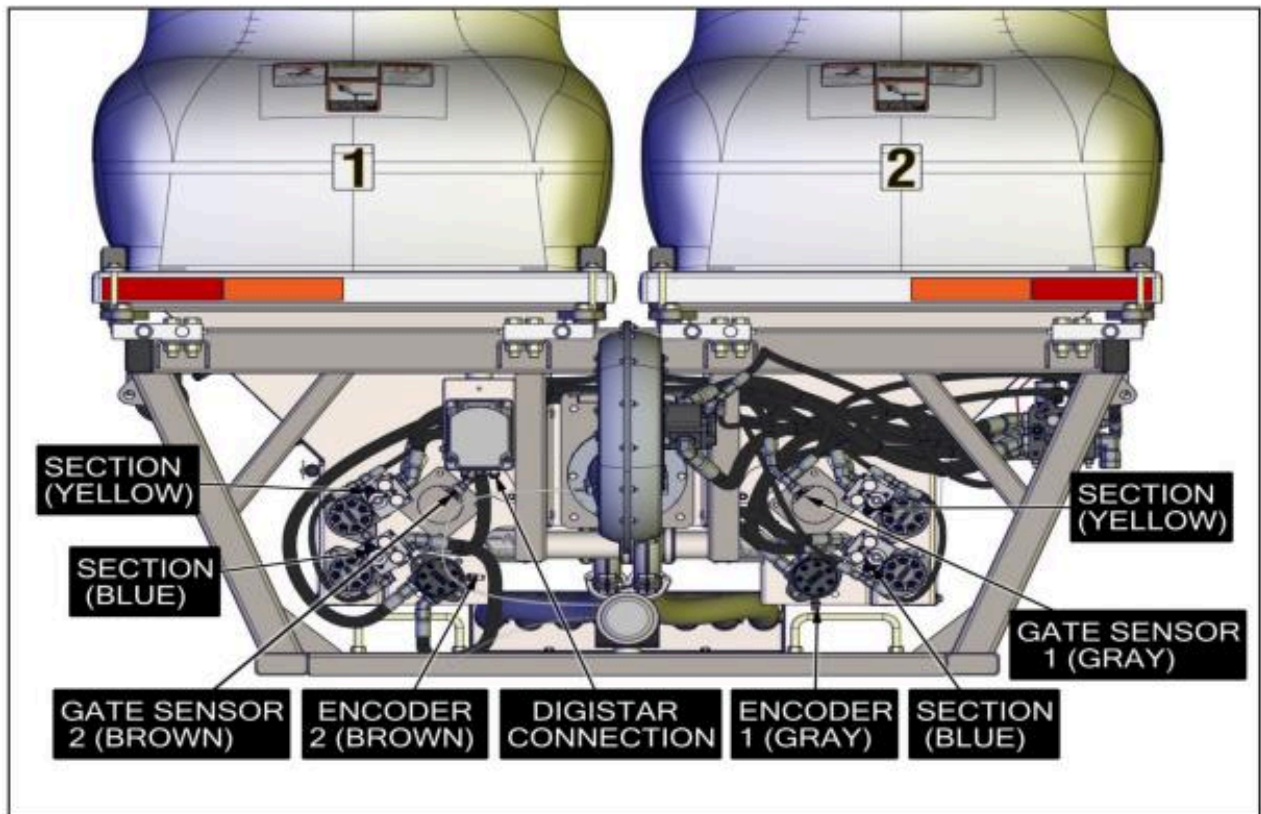
- 9 Ton: https://www.montagmfg.com/wp-content/uploads/support/P003167_Gen_I_Series_Operations_Manual.pdf
- 13 Ton: https://www.montagmfg.com/wp-content/uploads/support/P003162_Gen_II_Series_Operations_Manual.pdf

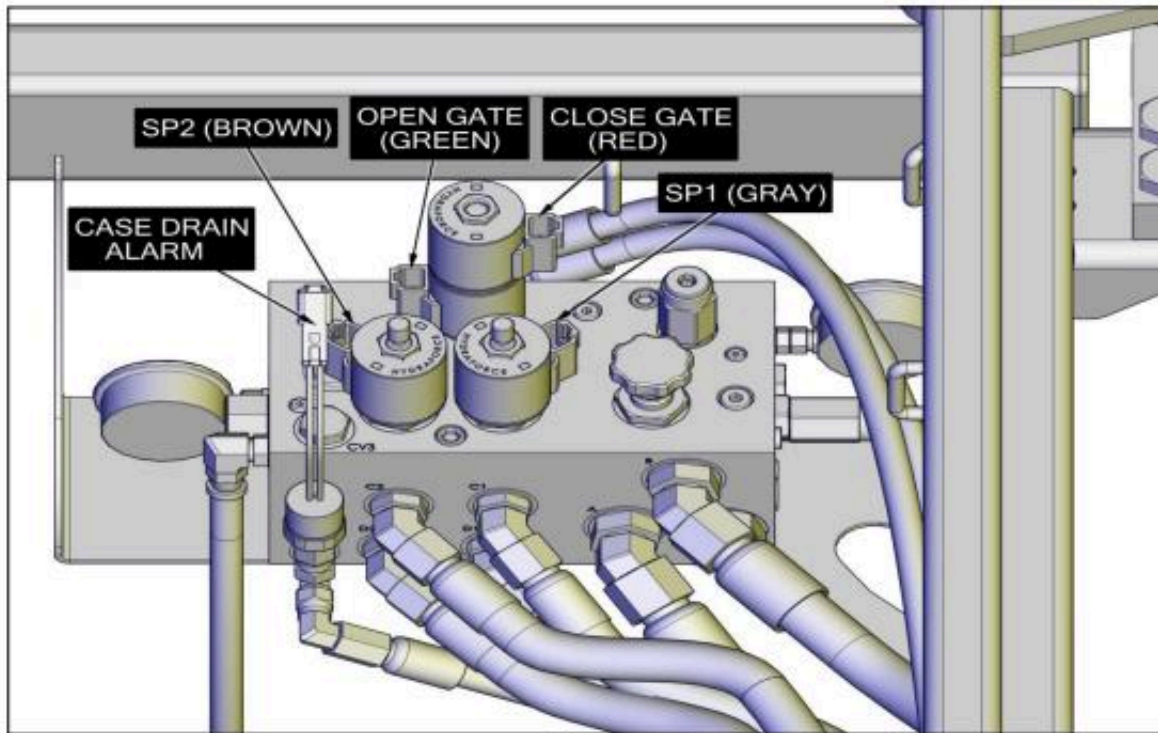


6.2 2218 HARNESS CONNECTION

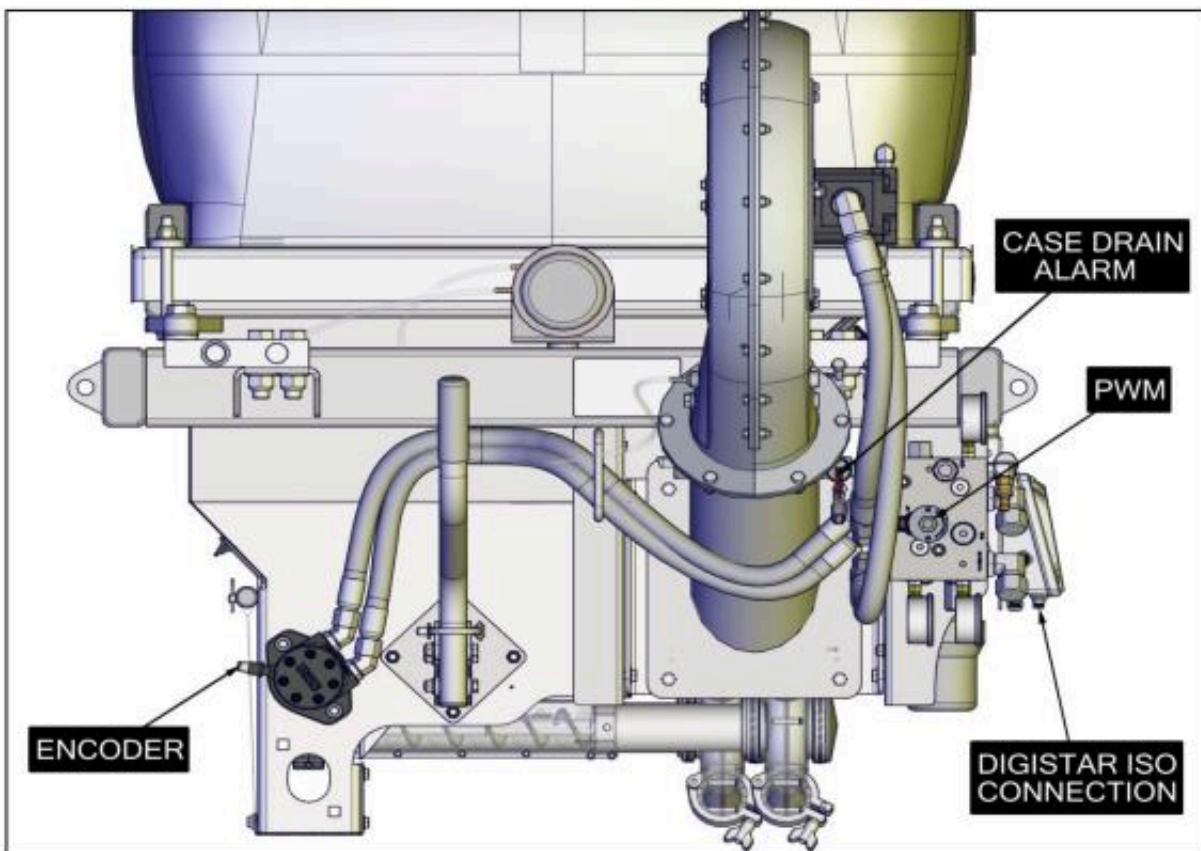




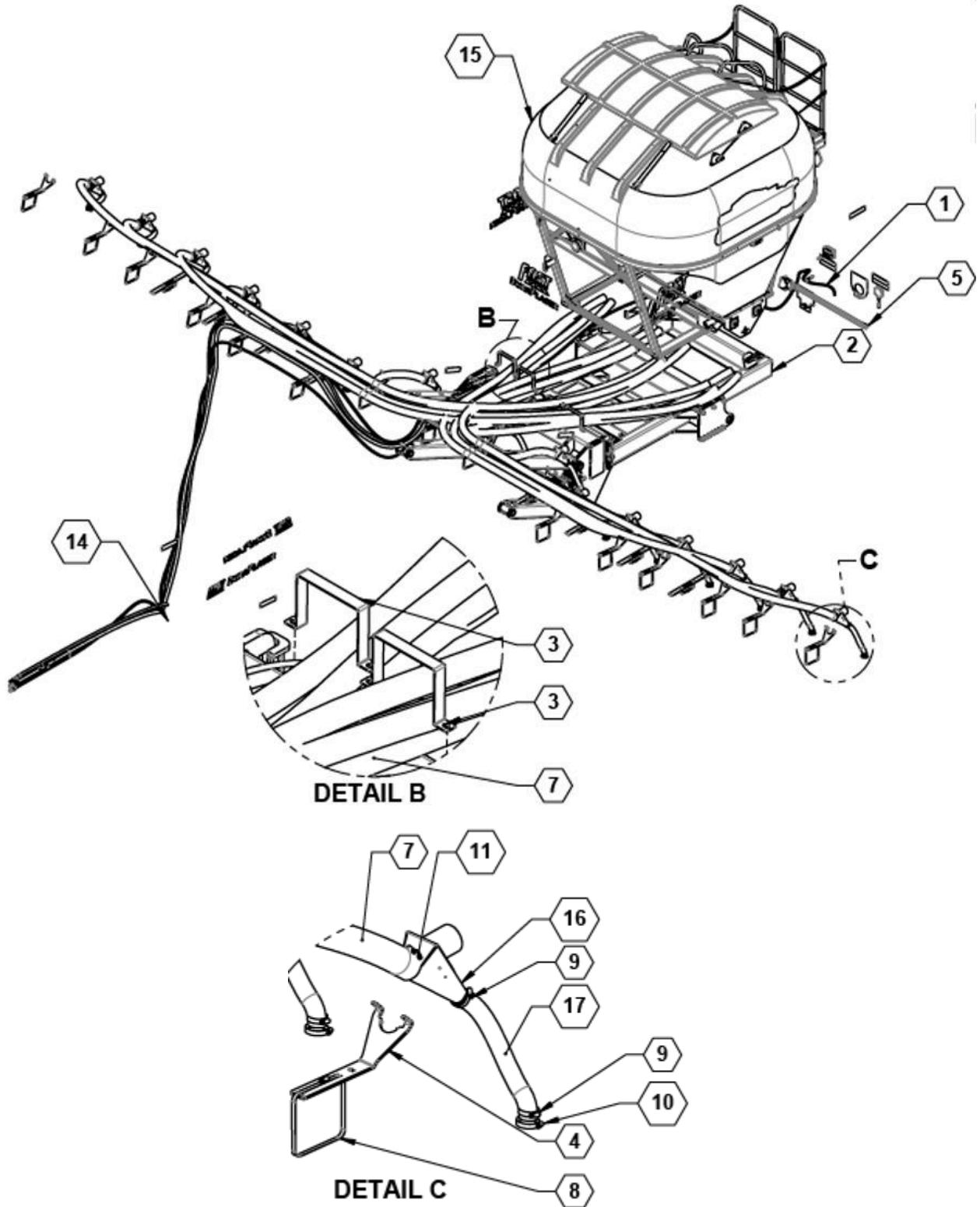




6.4 2108 HARNESS CONNECTION



9-Ton Hopper, Single Bin





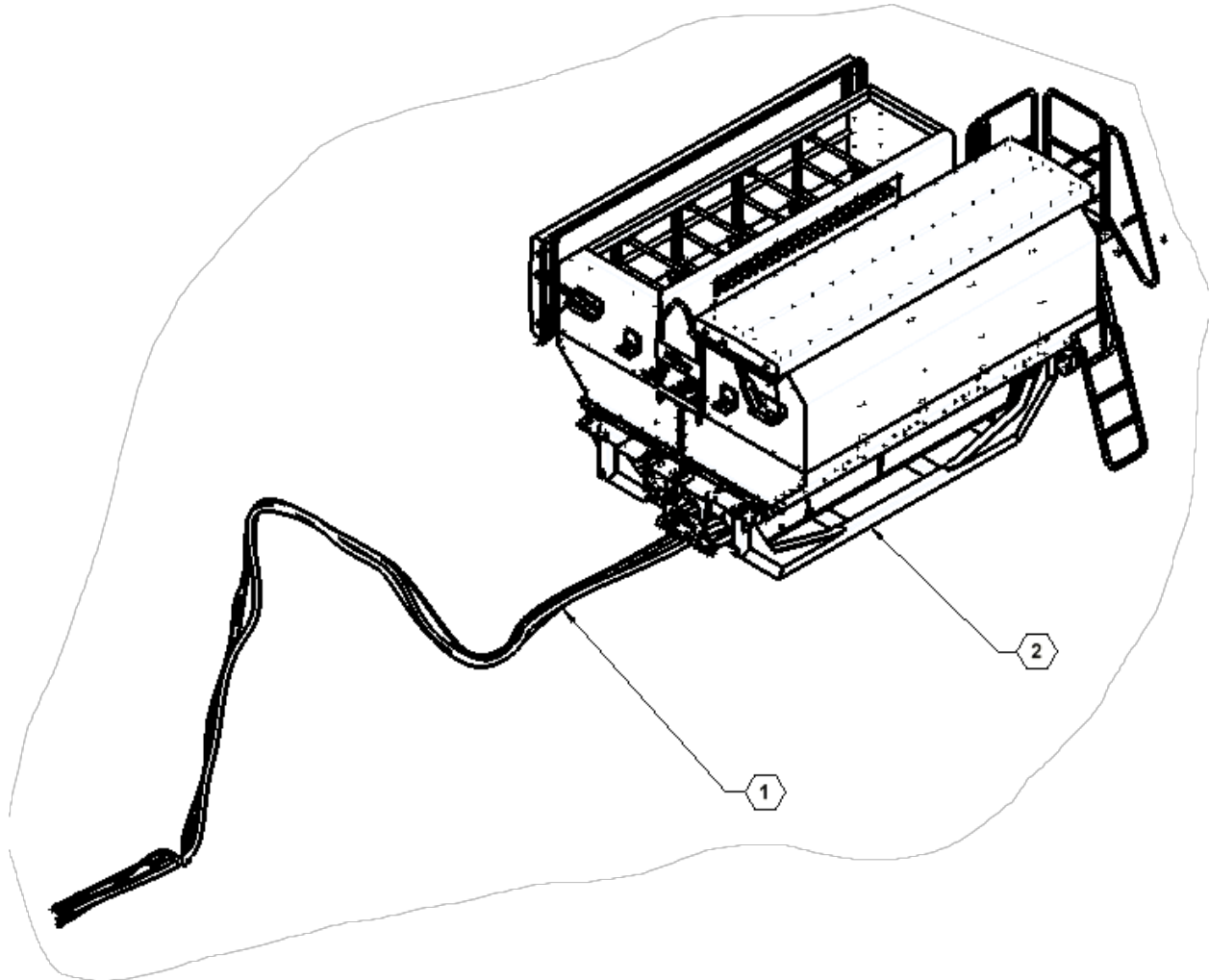
ILLUSTRATED PARTS LIST

Parts List 35950: 9-Ton Hopper, Single Bin

ITEM	PART NO.	QTY.	DESCRIPTION
1	35315	1	ASSY, LIGHTING AND MARKING
2	35846	1	ASSY, 9 TON MONTAG
3	35923	4	PLATE, HOSE GUIDE
4	35928	16	PLATE, AIR RELEASE
5	37053	1	WELDMENT, LH LIGHT ARM
6	37054	1	WELDMENT, RH LIGHT ARM
7	510083	360 FT	HOSE, 2.5" CLEAR WHITE HELIX
8	540010	16	CLAMP, HOSE SS 5 1/2" - 8 1/2"
9	540016	32	CLAMP, SS 1.500 #24
10	540017	16	CLAMP, HOSE, 2.00 #32, SS
11	540019	48	CLAMP, HOSE 3" SS #48
12	596132M	4	BOLT, HH 3/8-16 X 3 GR5 MAGNI
13	596769M	4	NUT, HEX FLANGE 3/8-16 MAGNI
14	600134	1	HOSE KIT, 9 TON MONTAG
15	790113	1	MONTAG, 9 TON GEN 1, 16 ROW
16	790115	16	AIR RELEASE, 2.5" X 1.5"
17	790116	32 FT	HOSE, 1.5" AIR PVC WHITE



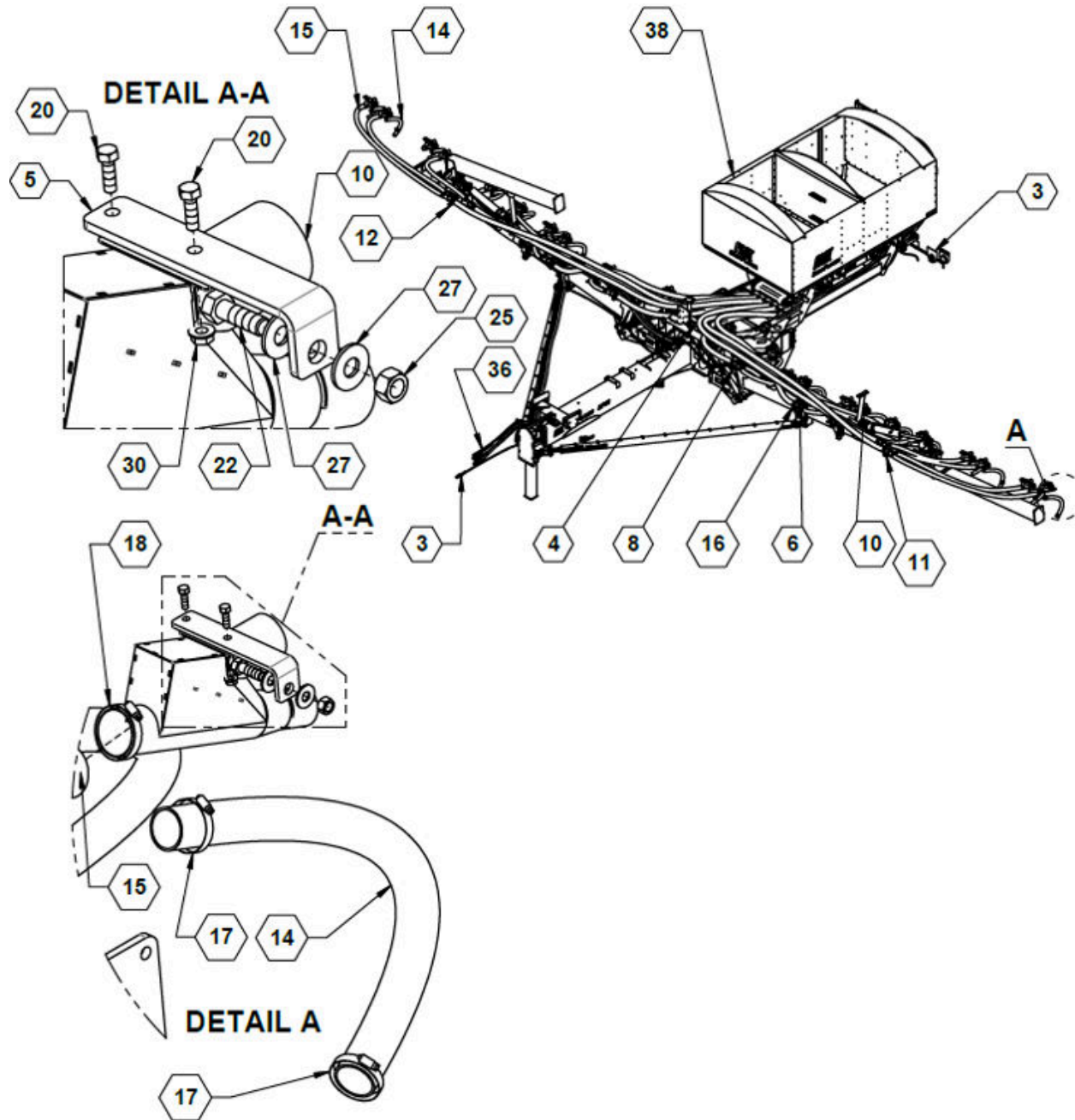
13-Ton Hopper, Dual Bin



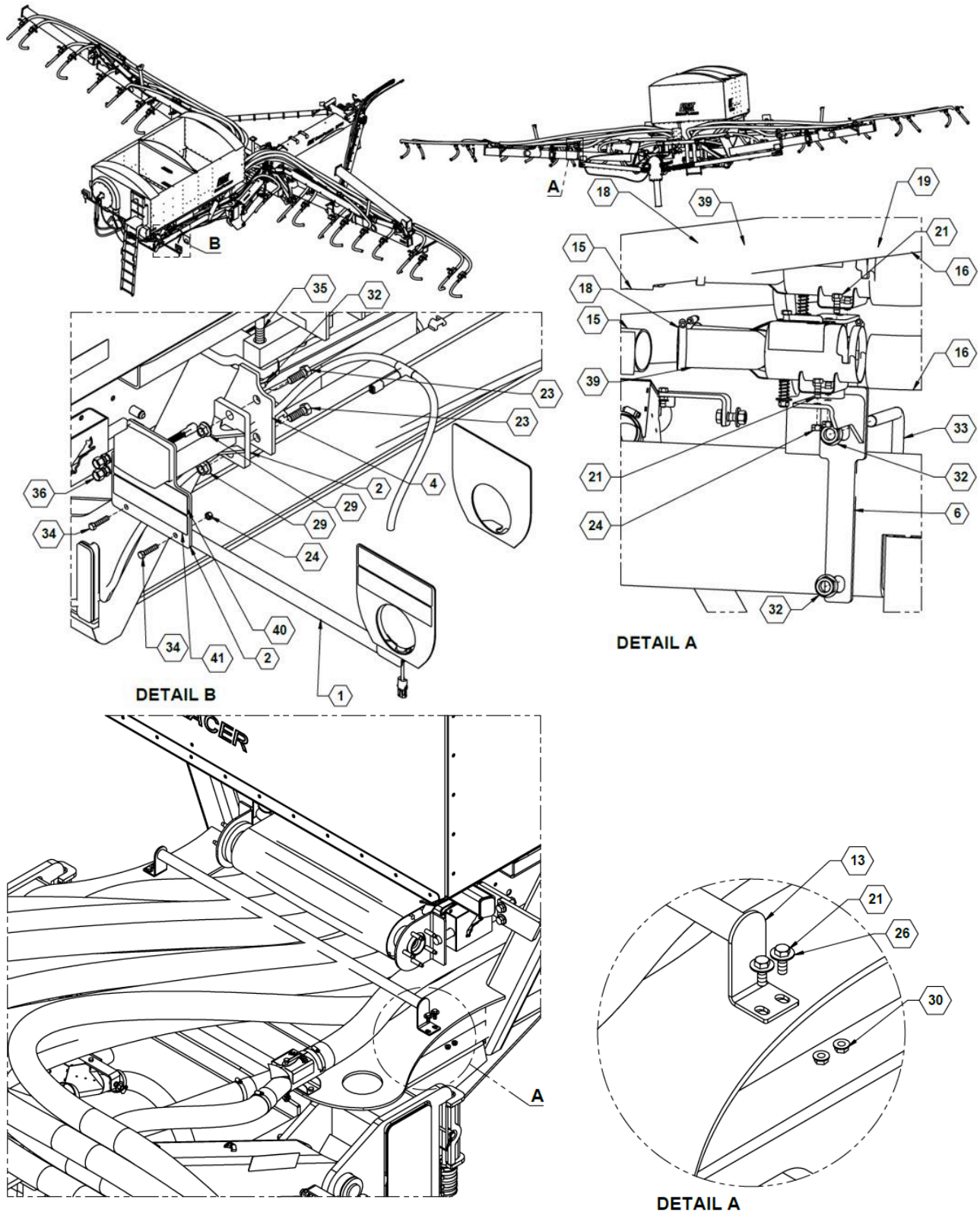
Parts List 35292 (35702): 13-Ton Hopper, Dual Bin

ITEM	PART NO.	QTY.	DESCRIPTION
1	600126	1	HOSE KIT, 13 TON DRY BOX
2	790084	1	MONTAG 13 TON DUAL BIN 24 ROW 4 SECTION DRY BOX

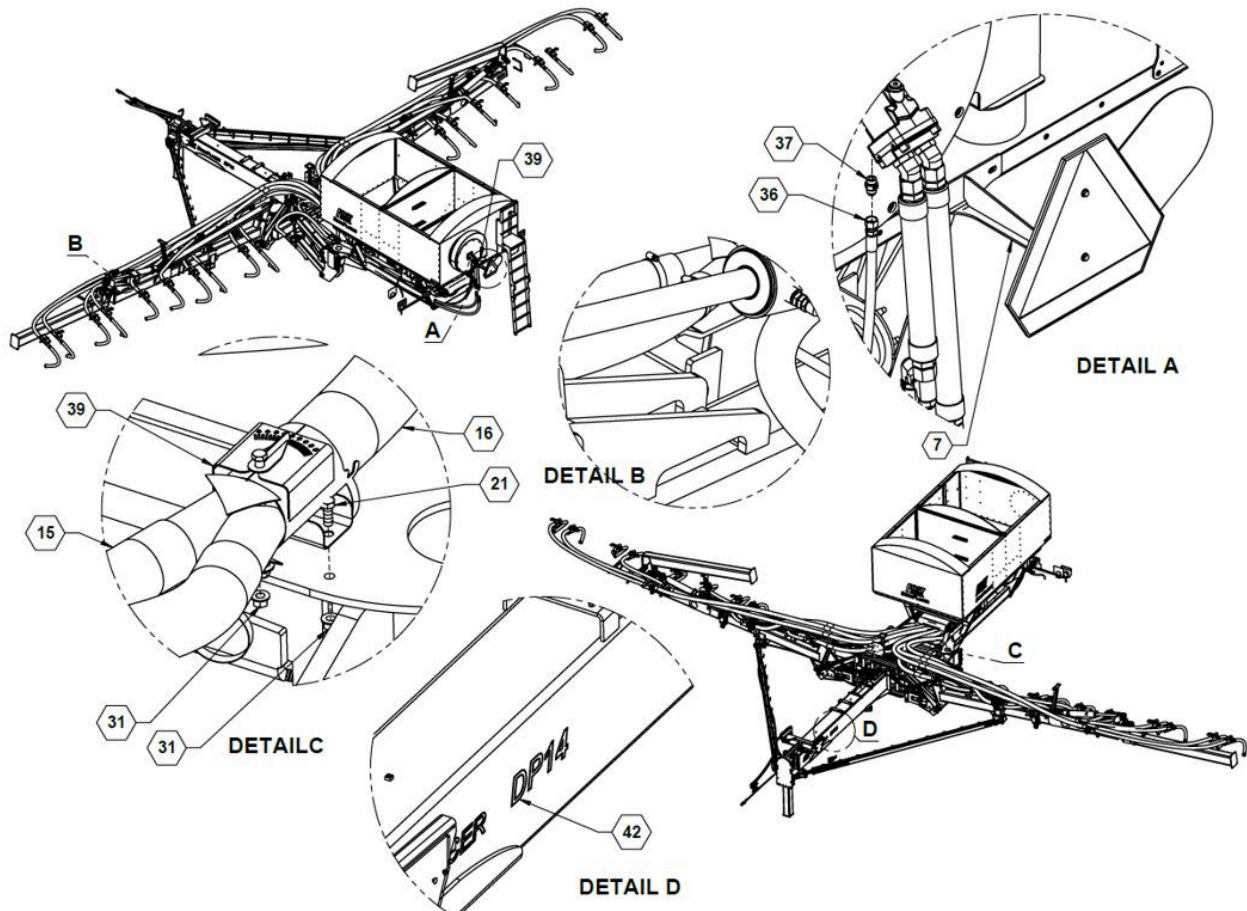
14-Ton Hopper, Dual Bin



14-Ton Hopper, Dual Bin (cont.)



14-Ton Hopper, Dual Bin (cont.)



Parts List 35703: 14-Ton Hopper, Dual Bin

ITEM	PART NO.	QTY.	DESCRIPTION
1	26908	2	WLDMNT, REAR LIGHT ARM
2	27902	2	WLDMNT, LIGHT MOUNT
3	35315	1	ASSY, LIGHTING AND MARKING
4	35700	1	ASSY, 14 TON DRY BASE LYNX
5	35786	24	BRACKET, DIFFUSER SUPPORT
6	35790	2	SPLITTER SUPPORT WELDMENT
7	35838	1	WLMDNT, SMV MOUNT
8	35842	2	PLATE, HOSE SUPPORT
9	35845	1	PLATE, RATE CONTROLLER
10	35930	24	WLDMNT, LYNX DIFFUSER
11	35966	1	WELDMENT, LH SPLITTER SUPPORT
12	35967	1	WELDMENT, RH SPLITTER SUPPORT
13	37050	1	WELDMENT, HOSE RETAINER

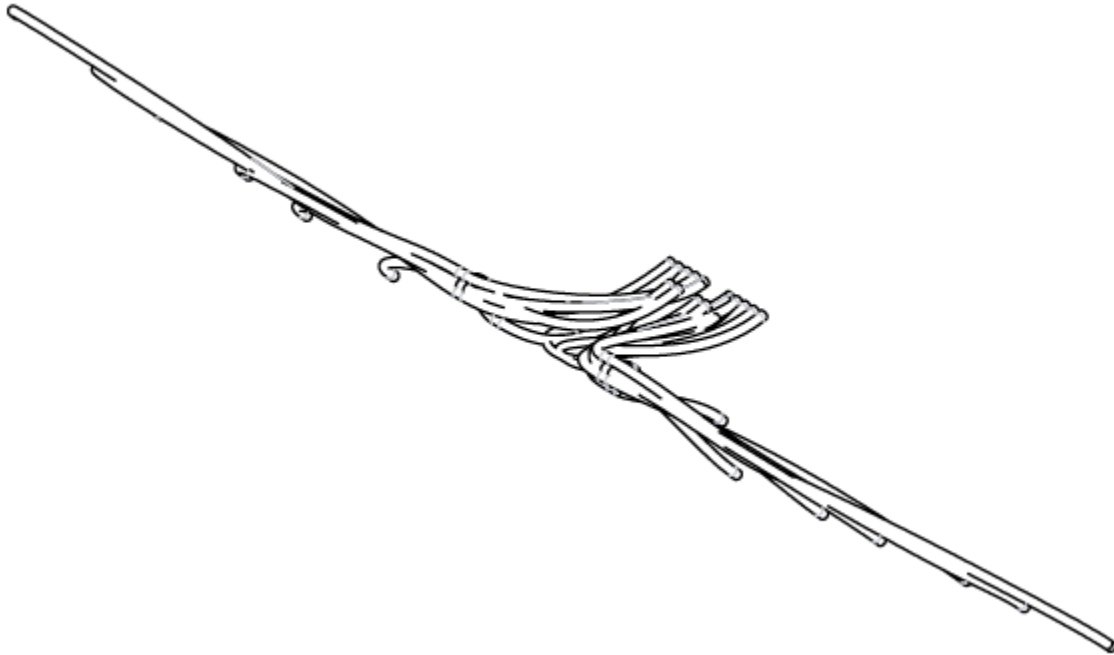


ILLUSTRATED PARTS LIST

ITEM	PART NO.	QTY.	DESCRIPTION
14	510081	68	(FT) HOSE, 2" CLEAR WHITE HELIX
15	510083	159	(FT) HOSE, 2.5" CLEAR WHITE HELIX
16	510085	232	(FT) HOSE, 3" BLACK PVC
17	540018	48	CLAMP, 2-3/4" SS
18	540019	48	CLAMP, HOSE 3" SS #48
19	540020	24	CLAMP, 3-1/2" SS
20	596115M	48	BOLT, HH 5/16-18 X 1 GR5 MAGNI
21	596128M	28	BOLT, HH 3/8-16 X 1 GR5 MAGNI
22	596153M	24	BOLT, HH 1/2-13X1-1/2 GR5 MAGNI
23	596172M	4	BOLT, HH 5/8-11 X 1-3/4 GR5 MAGNI
24	596237M	24	NUT, CENTERLOCK 3/8-16 MAGNI
25	596239M	24	NUT, CENTERLOCK, 1/2-13 MAGNI
26	596258M	6	WASHER, FLAT 3/8 MAGNI
27	596260M	48	WASHER, FLAT 1/2 MAGNI
28	596635M	2	BOLT, HH 3/8-16 x 1-1/4 MAGNI
29	596742M	4	"NUT, TOP LOCK FLANGE 5/8-11 MAGNI"
30	596768M	52	NUT, HEX FLANGE 5/16-18 MAGNI
31	596769M	6	NUT, HEX FLANGE 3/8-16 MAGNI
32	596775M	12	NUT, HEX FLANGE 3/4-10 GR8 MAGNI
33	596777M	4	U-BOLT, 3/4 X 9 X 7 G5 MAGNI
34	596801M	4	BOLT, HH 3/8-16 X 1-3/4 MAGNI
35	596815M	4	"BOLT, HEX FLANGE 3/4-10 X 4 GR8 MAGNI"
36	600133	1	HOSE KIT, LYNX 14 TON DRY BOX
37	610013	1	ADAPTER, -8MJIC X -8MORB
38	790111	1	LYNX DYNASTY BOX, 2 BIN, 14 TON
39	790112	12	SPLITTER, LYNX PRODUCT
40	800109	1	DECAL, RED REFLECTOR
41	800111	1	DECAL, NON-REFLECTIVE, ORANGE
42	800367	2	DECAL, DP14

PRODUCT PLUMBING on TOOLBAR

16-Row Plumbing

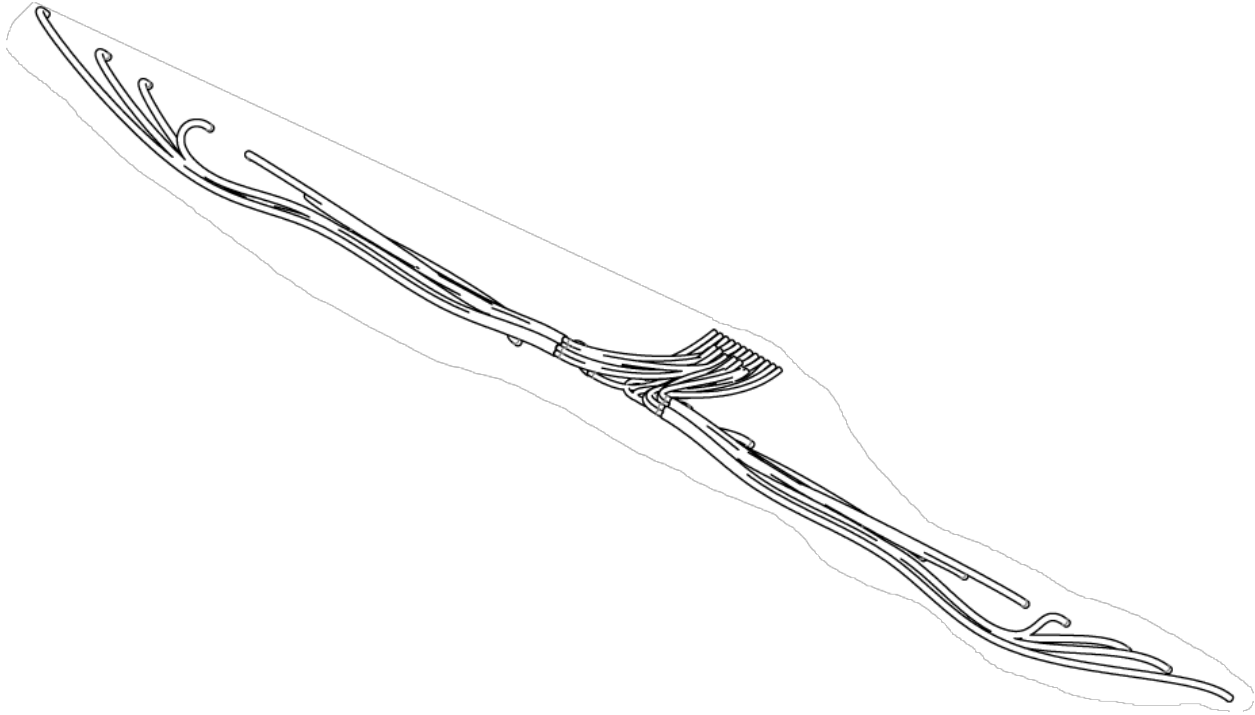


16 ROW PRODUCT PLUMBING	
	MONTAG OUTLET
LEFT ROW 1	P
ROW 2	N
ROW 3	L
ROW 4	J
ROW 5	H
ROW 6	F
ROW 7	D
ROW 8	B
ROW 9	A
ROW 10	C
ROW 11	E
ROW 12	G
ROW 13	I
ROW 14	K
ROW 15	M
RIGHT ROW 16	O

Parts List 35474: 16-Row Plumbing

ITEM	PART NO.	QTY.	DESCRIPTION
1	510078	120FT	HOSE, 2" KANALITE U (100 UCLRD)
2	510079	138FT	HOSE, 2.5" KANALITE U
3	530527	16	ADAPTER, 2" TO 2.5" SS PIPE

24-Row Plumbing



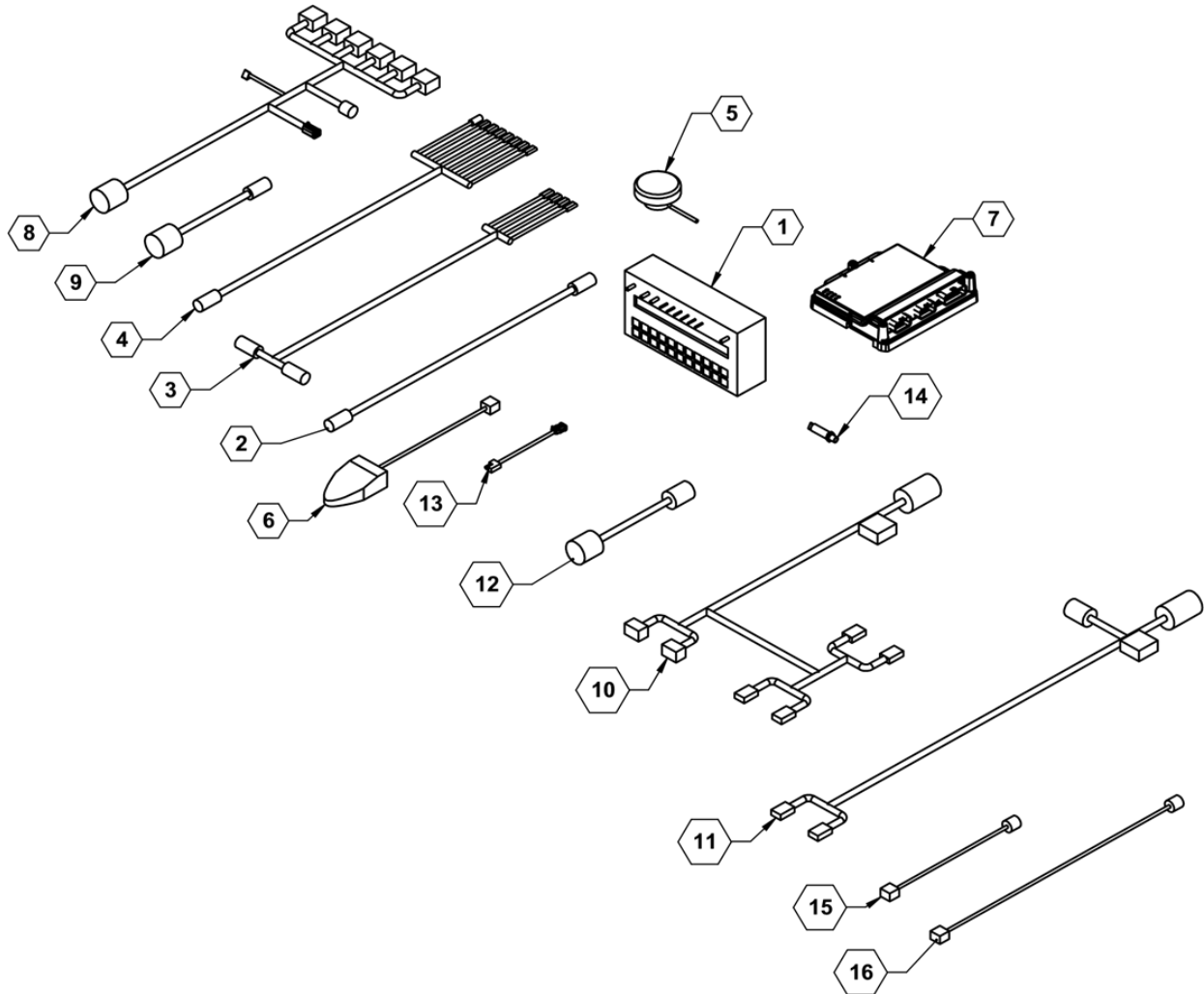
24 ROW PRODUCT PLUMBING		MONTAG OUTLET
LEFT ROW 1	X	
ROW 2	V	
ROW 3	T	
ROW 4	R	
ROW 5	P	
ROW 6	N	
ROW 7	L	
ROW 8	J	
ROW 9	H	
ROW 10	F	
ROW 11	D	
ROW 12	B	
ROW 13	A	
ROW 14	C	
ROW 15	E	
ROW 16	G	
ROW 17	I	
ROW 18	K	
ROW 19	M	
ROW 20	O	
ROW 21	Q	
ROW 22	S	
ROW 23	U	
RIGHT ROW 24	W	

Parts List 35050: 24-Row Plumbing

ITEM	PART NO.	QTY.	DESCRIPTION
1	510078	240FT	HOSE, 2" KANALITE U (100 UCLRD)
2	510079	350FT	HOSE, 2.5" KANALITE U
3	530527	24	ADAPTER, 2" TO 2.5" SS PIPE

PRODUCT ELECTRICAL COMP.S

Raven Harnesses & Components



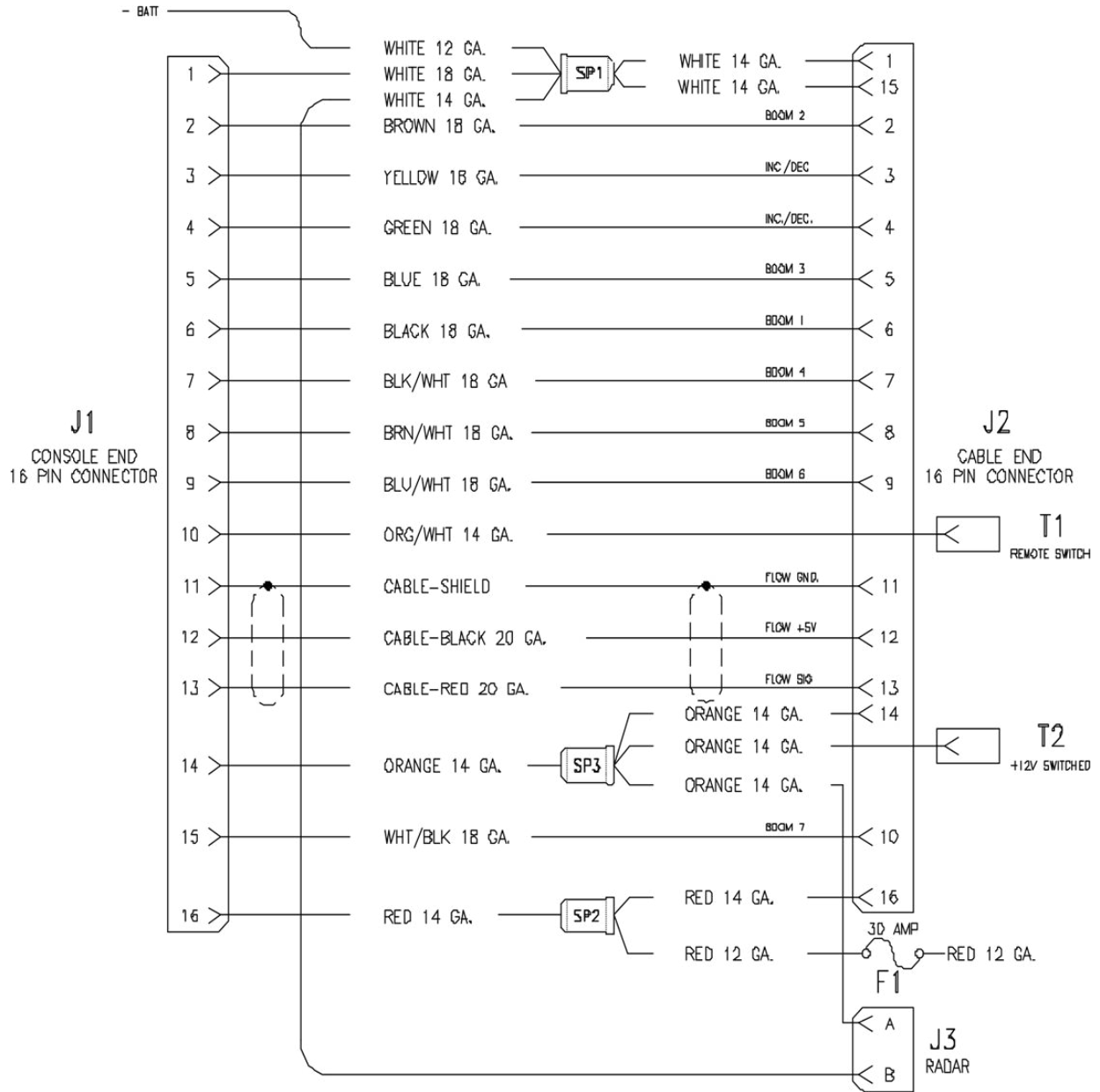


ILLUSTRATED PARTS LIST

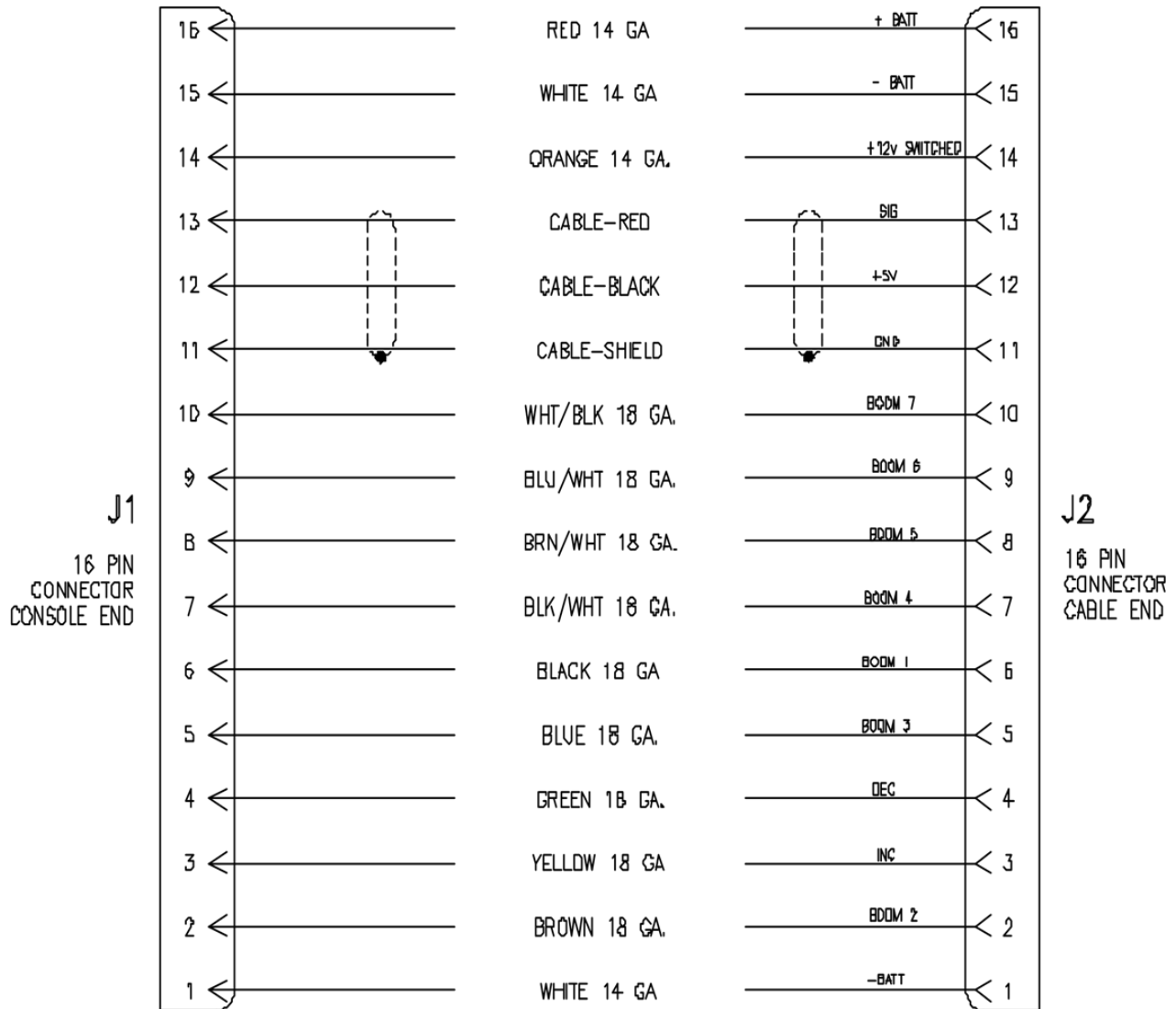
Parts List: Raven Harnesses & Components

ITEM	PART NO.	QTY.	DESCRIPTION
1	631803	AR	6 SECTION 450 CONSOLE
2	631814	AR	12' 16 PIN EXTENSION CABLE
3	631818	AR	10' 440/450 CONSOLE CABLE
4	631819	AR	16 PIN 6 SECTION CABLE
5	631832	AR	GPS SPEED SENSOR
6	631856	AR	FOOTSWITCH
7	632010	AR	RCM
8	632027	AR	47 PIN 6 SECTION CABLE
9	632028	AR	47 PIN TO 16 PIN ADAPTER
10	632029	AR	47 PIN RCM Y-CABLE
11	632031	AR	12' ISO TO IBIC CABLE
12	632033	AR	47 PIN TO 37 PIN ADAPTER
13	632034	AR	TRAILER TO DEUTSCH PLUG ADAPTER CABLE
14	632036	AR	PRESSURE TRANSDUCER
15	632061	AR	CABLE, FOOTSWITCH, 12'
16	632062	AR	CABLE, FOOTSWITCH, 23'
NS	631802	AR	3 SECTION 440 CONSOLE

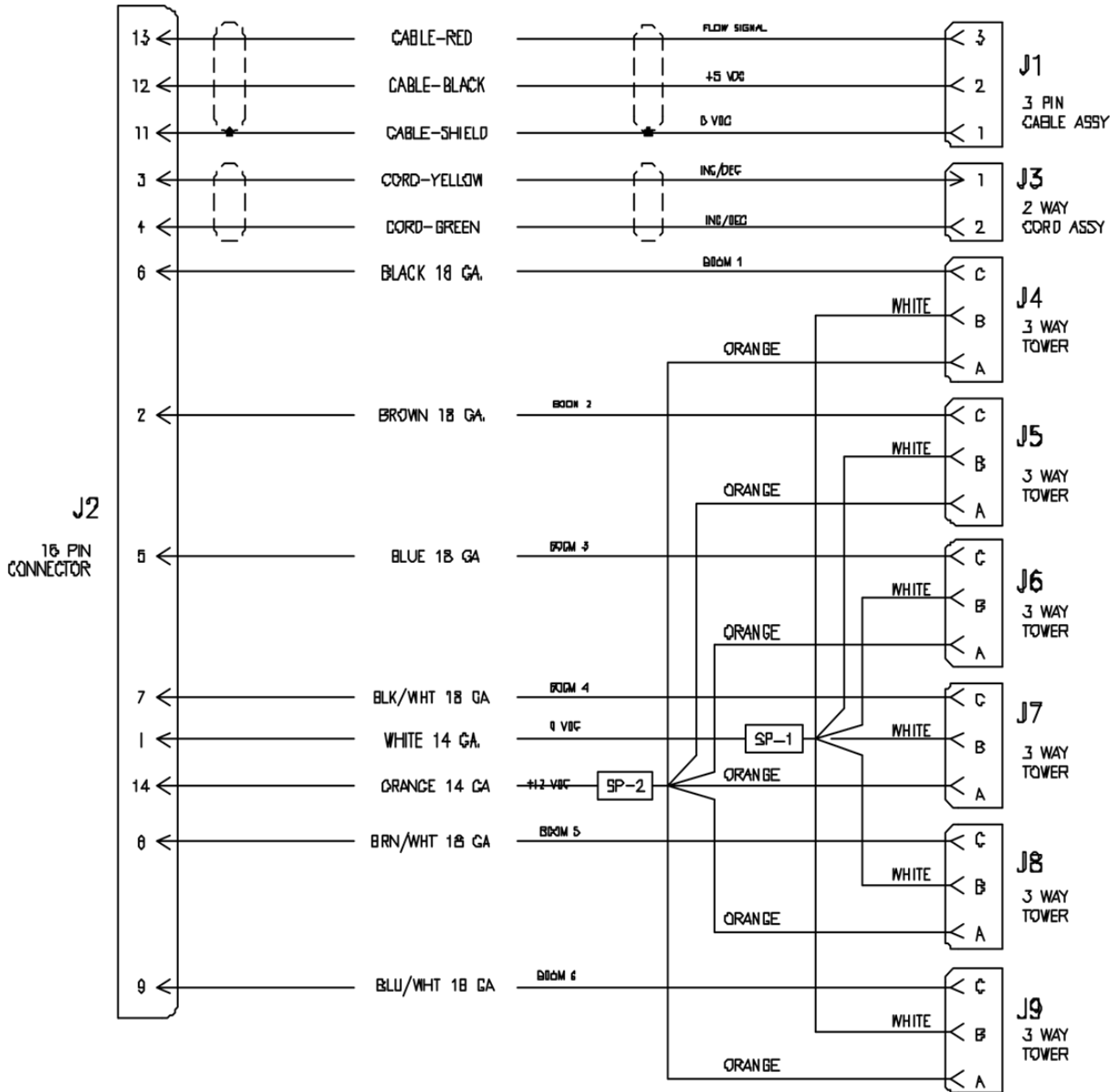
Control Harness 115-0171-085



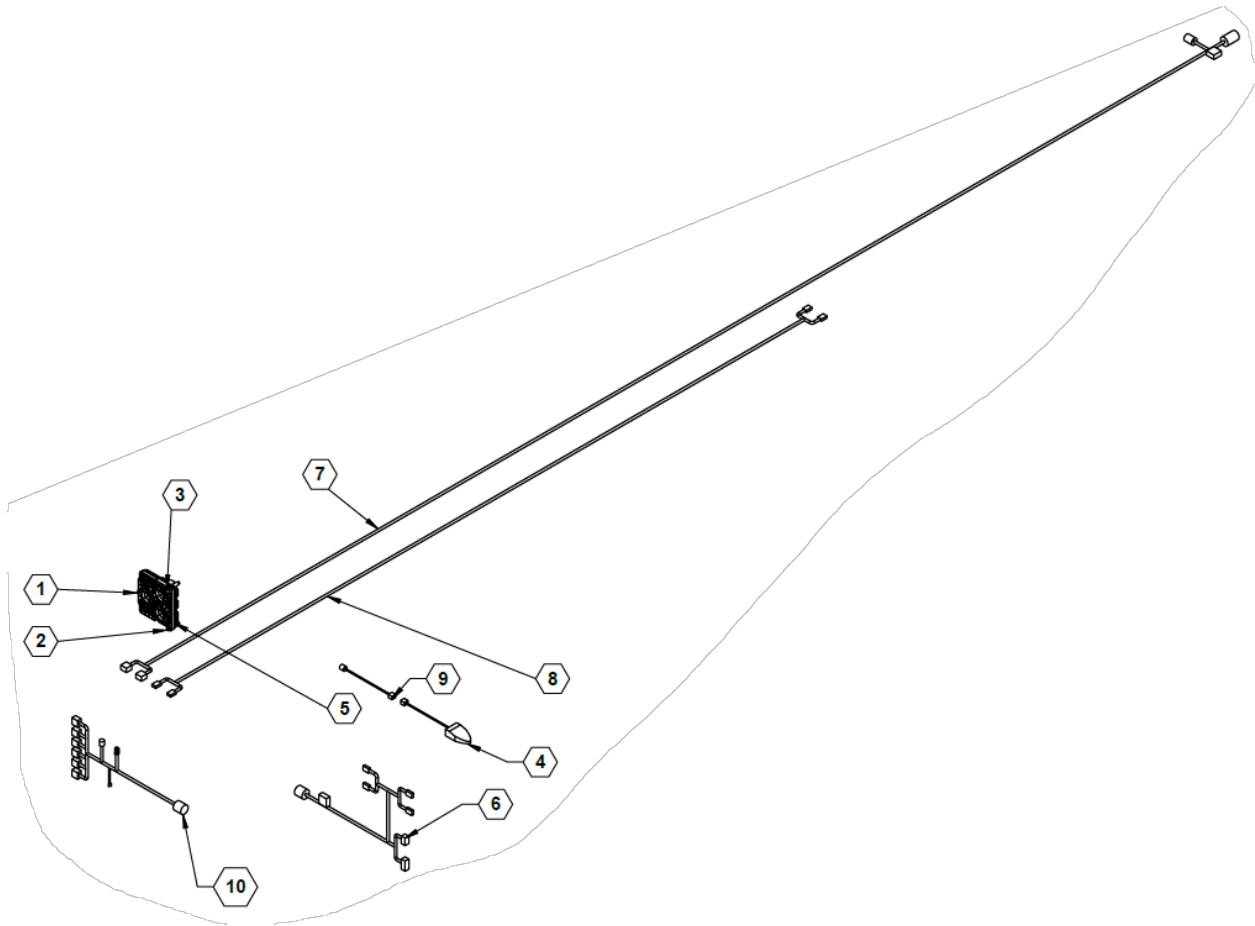
Control Harness 115-0159-856



Control Harness 115-0171-086



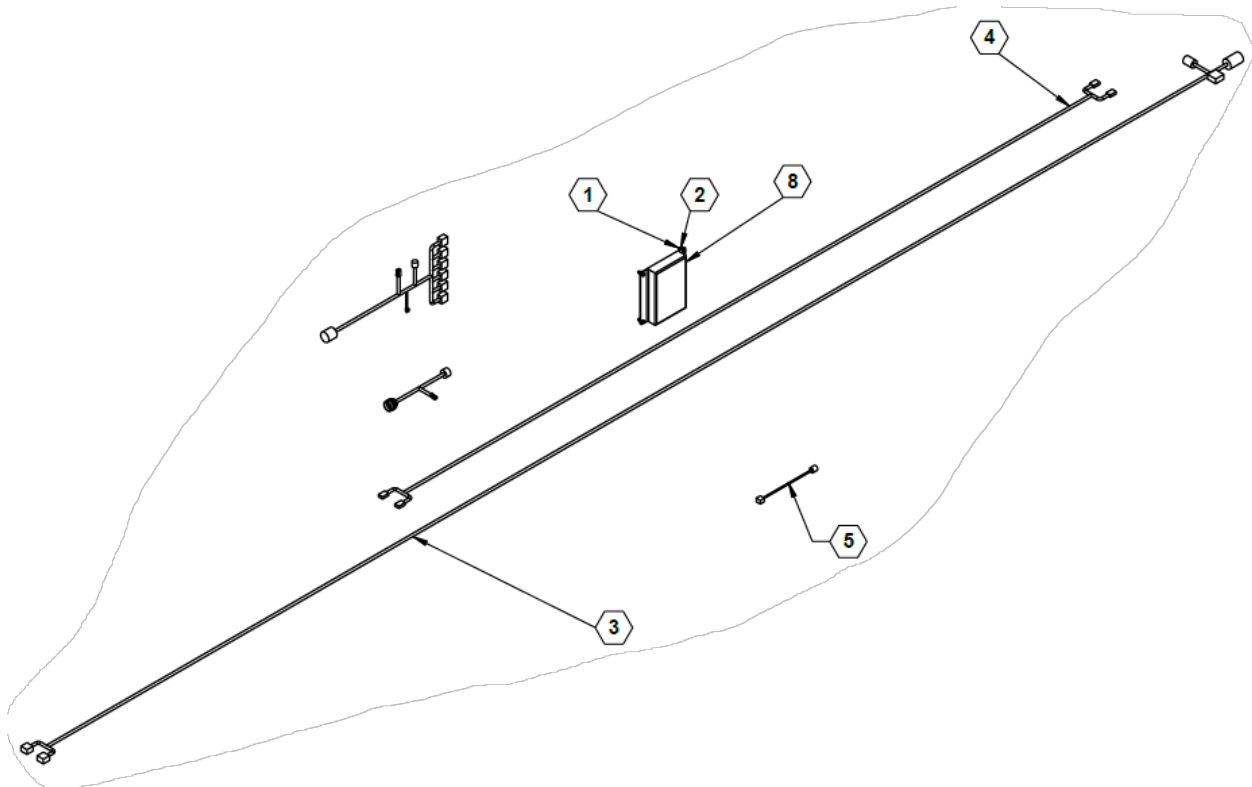
Raven RCM Rate Controller



Parts List 35678: Raven RCM Rate Controller

ITEM	PART NO.	QTY.	DESCRIPTION
1	596105M	1	BOLT, HH 1/4-20X2-1/2 GR5 MAGNI
2	596110M	2	BOLT, HH 1/4-20 X 3 MAGNI
3	596235M	3	NUT, CENTERLOCK, 1/4-20 MAGNI
4	631856	1	FOOTSWITCH, ISO PRODUCT CONTROL
5	632010	1	RAVEN RCM
6	632029	1	47 PIN RATE CTRL INTERFACE CABLE
7	632051	1	IBIC TO GEN 1 ISO 24'
8	632055	1	CABLE, 17' EXTENSION GEN 1 ISO
9	632061	1	CABLE, FOOTSWITCH, 12' ROW CROP TRACTOR
10	632080	1	6 SECTION 6' FINAL CABLE

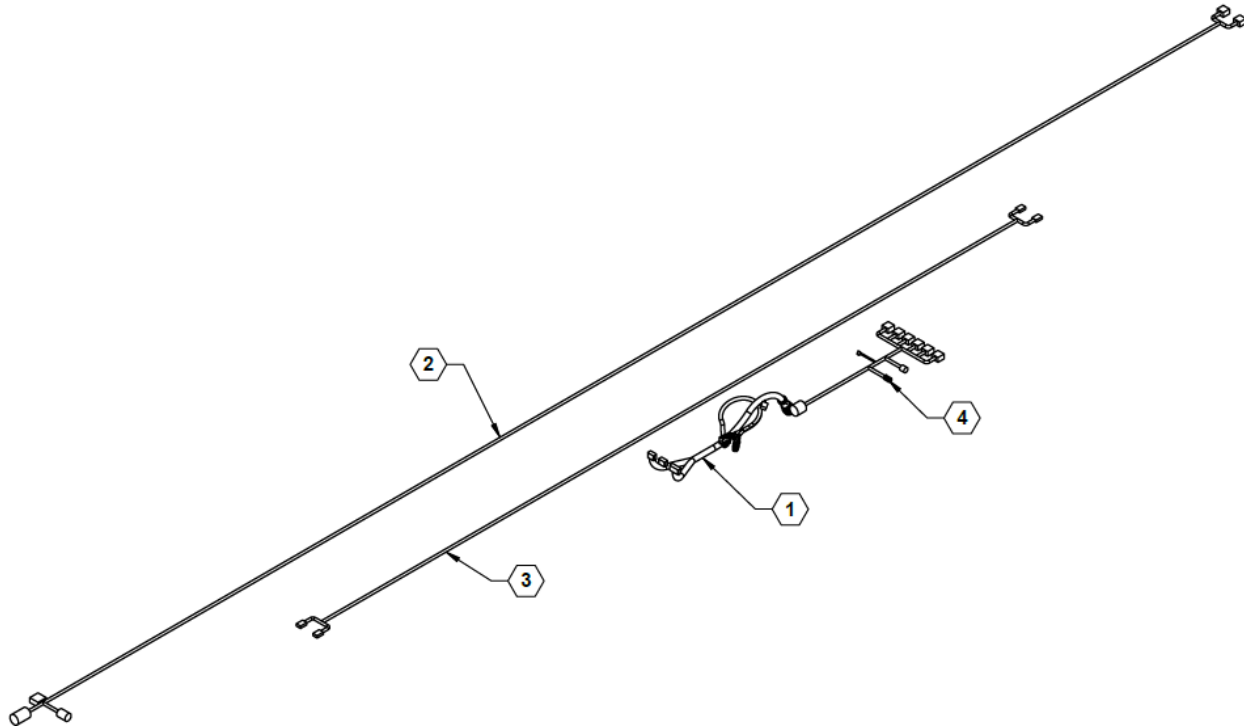
Greenstar Rate Controller



Parts List 35679: Greenstar Rate Controller

ITEM	PART NO.	QTY.	DESCRIPTION
1	596128M	4	BOLT, HH 3/8-16 X 1 GR5 MAGNI
2	596237M	6	NUT, CENTERLOCK 3/8-16 MAGNI
3	632051	1	IBIC TO GEN 1 ISO 24'
4	632055	1	CABLE, 17' EXTENSION GEN 1 ISO
5	632061	1	CABLE, FOOTSWITCH, 12' CROP TRACTOR
6	632070	1	37 TO 47 PIN ADAPTER CABLE
7	632080	1	6 SECTION 6' FINAL CABLE
8	632145	1	JD GREENSTAR RATE CONTROLLER

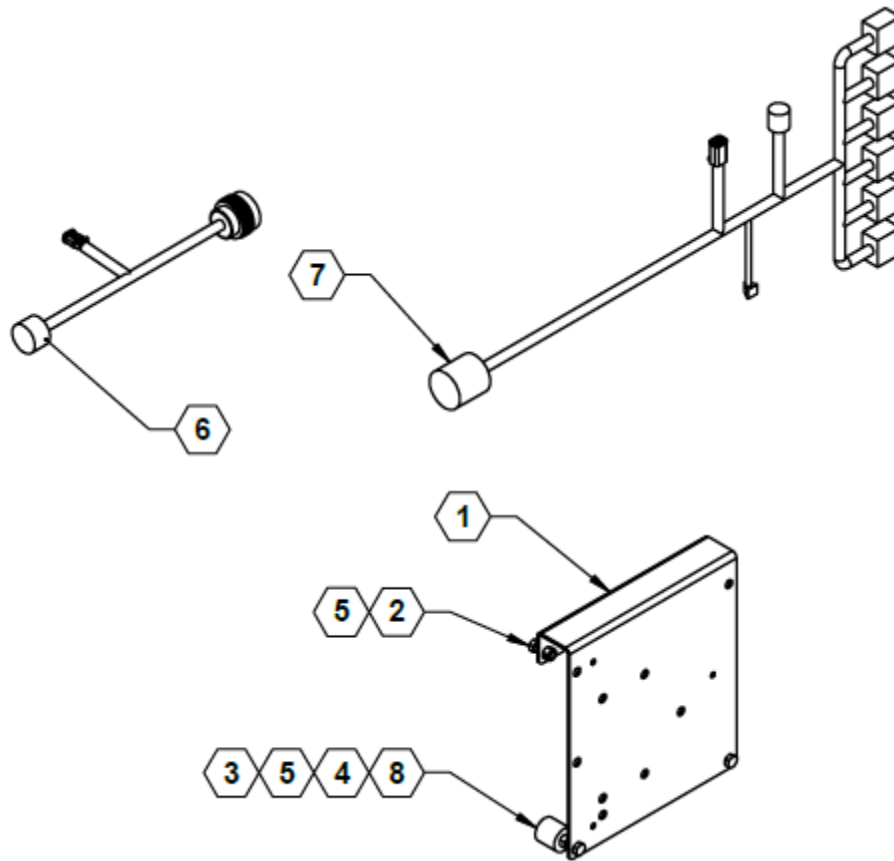
Customer Supplied RCM/RC2000



Parts List 35741: Customer Supplied RCM/RC2000

ITEM	PART NO.	QTY.	DESCRIPTION
1	632029	1	47 PIN RATE CTRL INTERFACE CABLE
2	632051	1	IBIC TO GEN 1 ISO 24'
3	632055	1	CABLE, 17' EXTENSION GEN 1 ISO
4	632080	1	6 SECTION APP FINAL HARNESS

Customer Supplied JD Greenstar

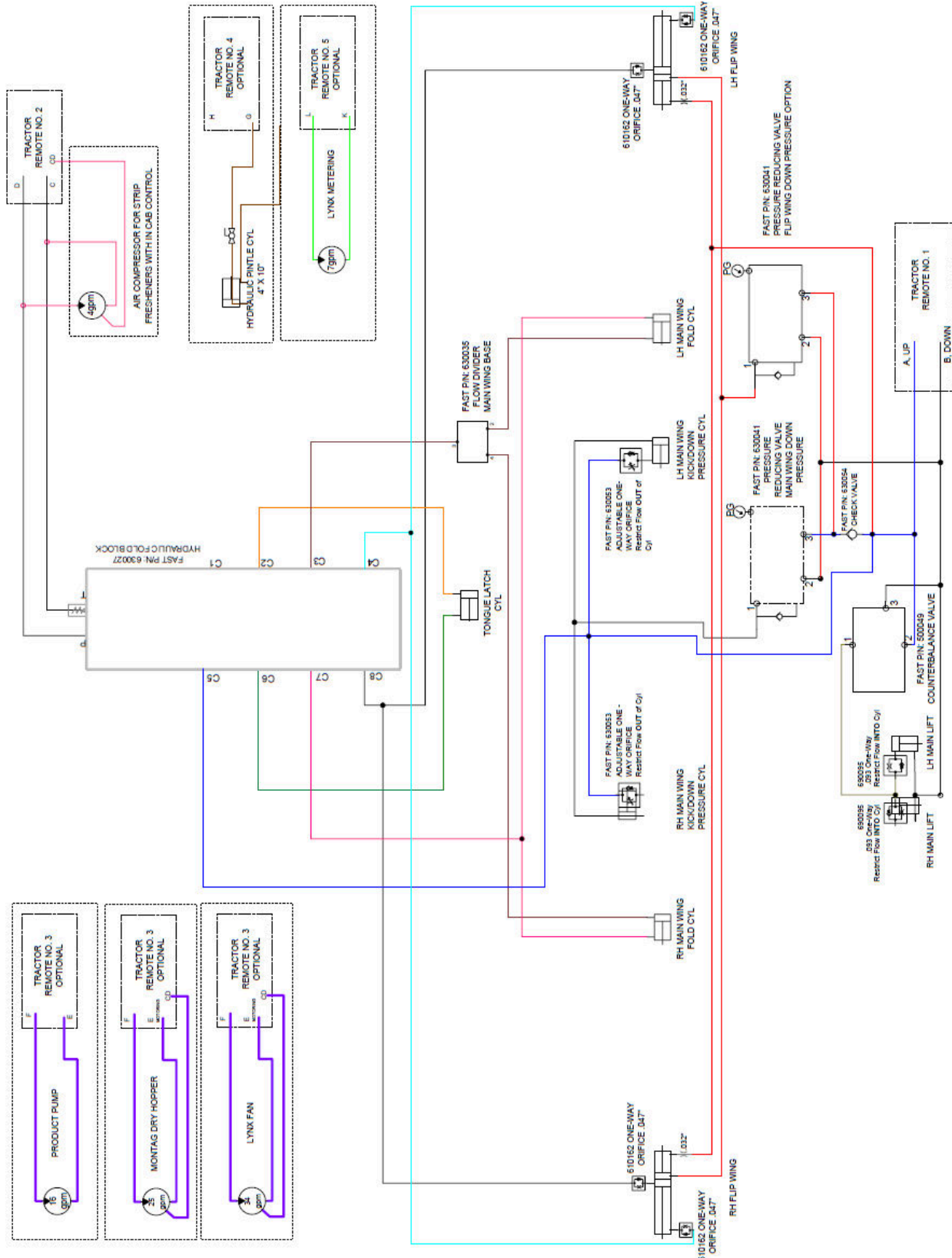


Parts List 35404/35744: Customer Supplied JD Greenstar

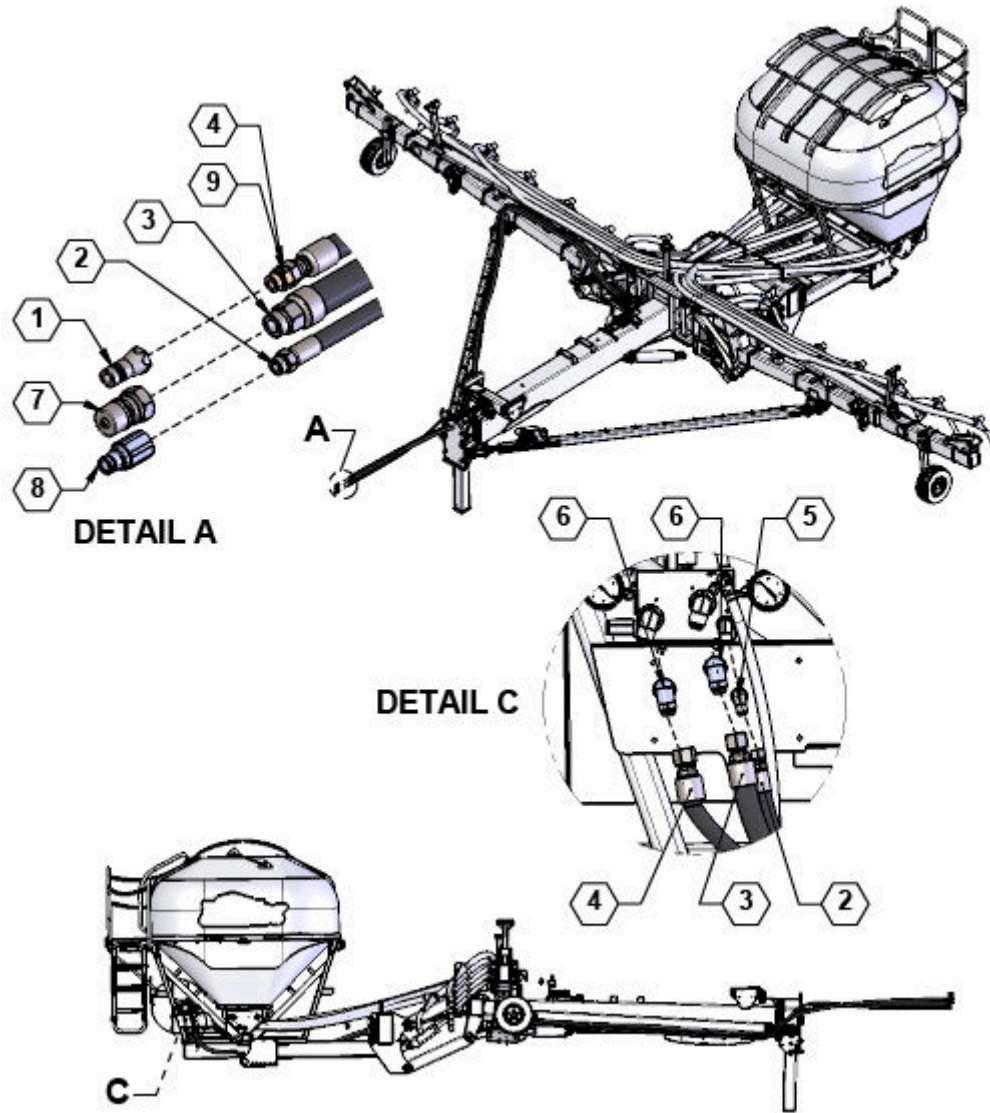
ITEM	PART NO.	QTY.	DESCRIPTION
1	15813	1	PLATE, FORMED MOUNT
2	596128M	2	BOLT, HH 3/8-16 X 1 GR5 MAGNI
3	596129M	2	BOLT, HH 3/8-16 X 1-1/2 GR5 MAGNI
4	596213M	2	NUT HEX 3/8-16 MAGNI
5	596237M	4	NUT, CENTERLOCK 3/8-16 MAGNI
NS	632051	1	IBIC TO GEN 1 ISO 24'
NS	632055	1	CABLE, 17' EXTENSION GEN 1 ISO
6	632070	1	37 TO 47 PIN ADAPTER CABLE
7	632080	1	6 SECTION 6' FINAL CABLE
8	750050	2	BUMPER, EBCO

HYDRAULICS

Hydraulic Diagram



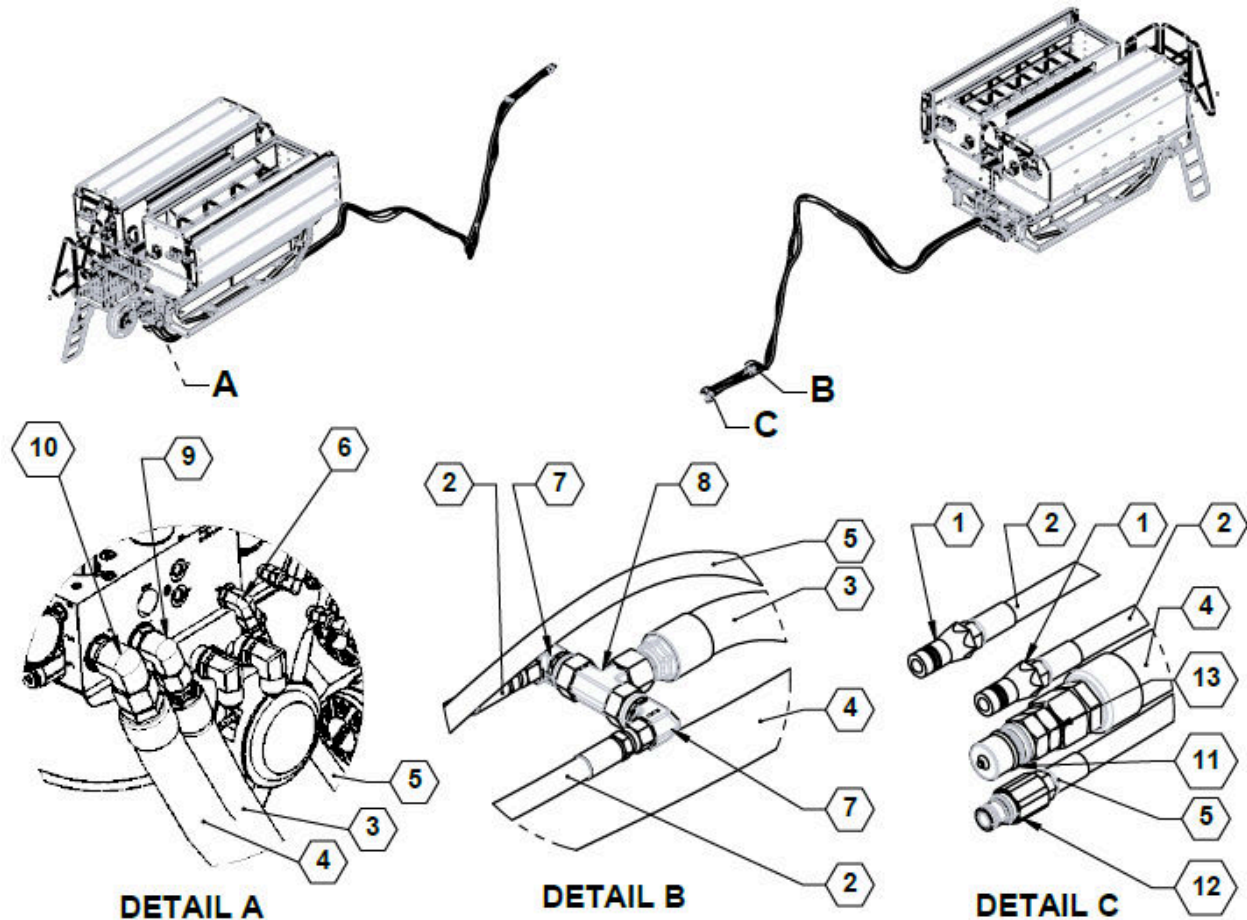
Hopper Hydraulic Hose & Fittings, 9-Ton



Parts List 600134: Hopper Hydraulic Hose & Fittings, 9-Ton

ITEM	PART NO.	QTY.	DESCRIPTION
1	520048	1	PIONEER COUPLER #8 FORB
2	600134-1	1	HOSE ASSY, 08-8FJX-8MORB-602
3	600134-2	1	HOSE ASSY, 12-12FJX-12FJX-628
4	600134-3	1	HOSE ASSY, 12-12FJX-10FJX-596
5	610097	1	ADAPTER, -8MJIC X -8MORB90
6	610169	2	FITTING, -12MJIC X -12MORB 90
7	610171	1	QUICK COUPLER, ISO 7241 -12SAE
8	610172	1	QUICK COUPLER, ISO 16028 -8SAE
9	610178	1	ADAPTER, -10JIC X -8 O-RING

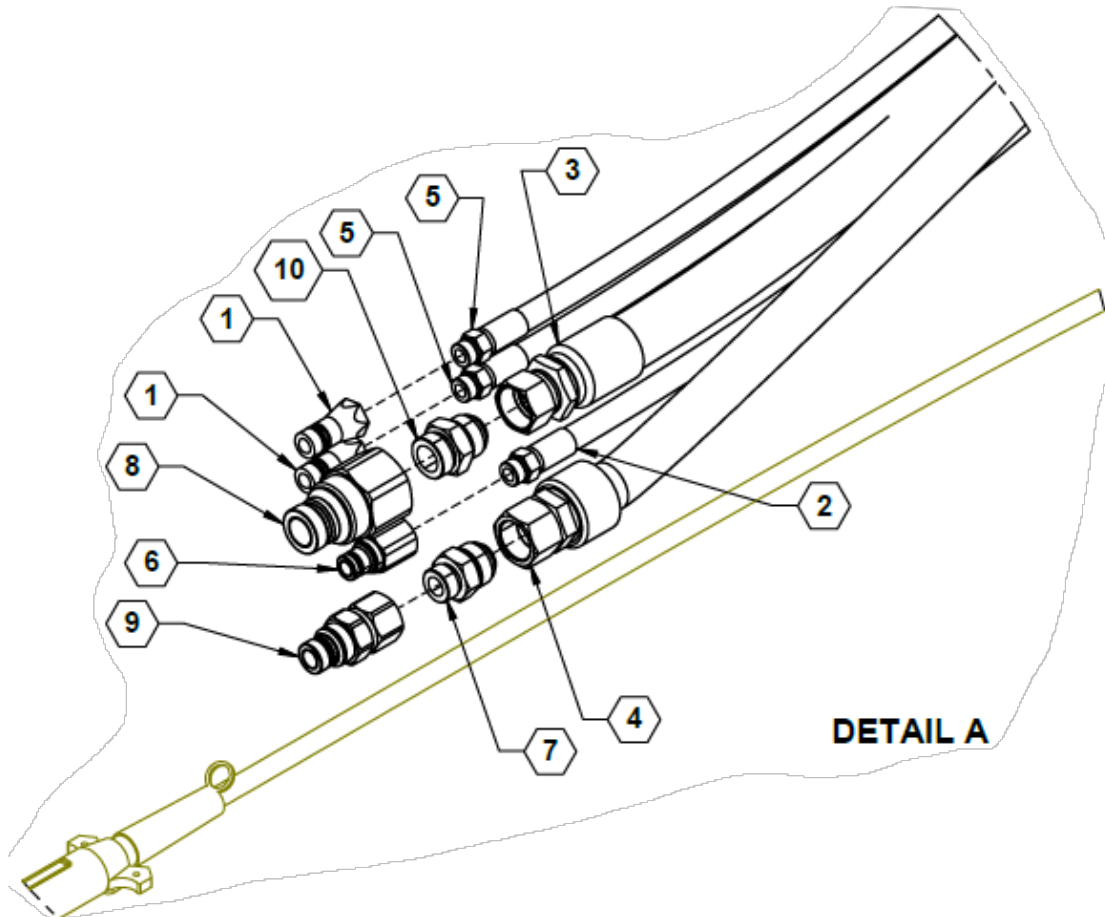
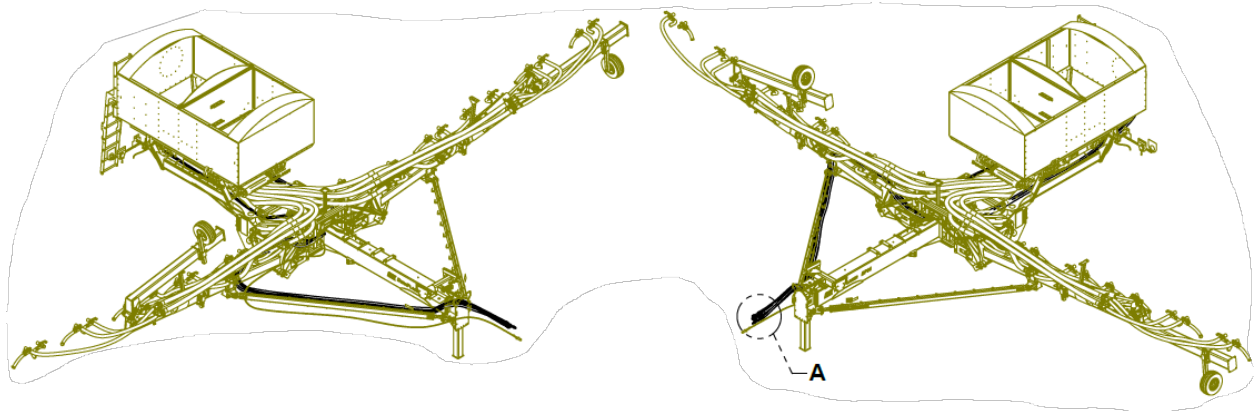
Hopper Hydraulic Hose & Fittings, 13-Ton

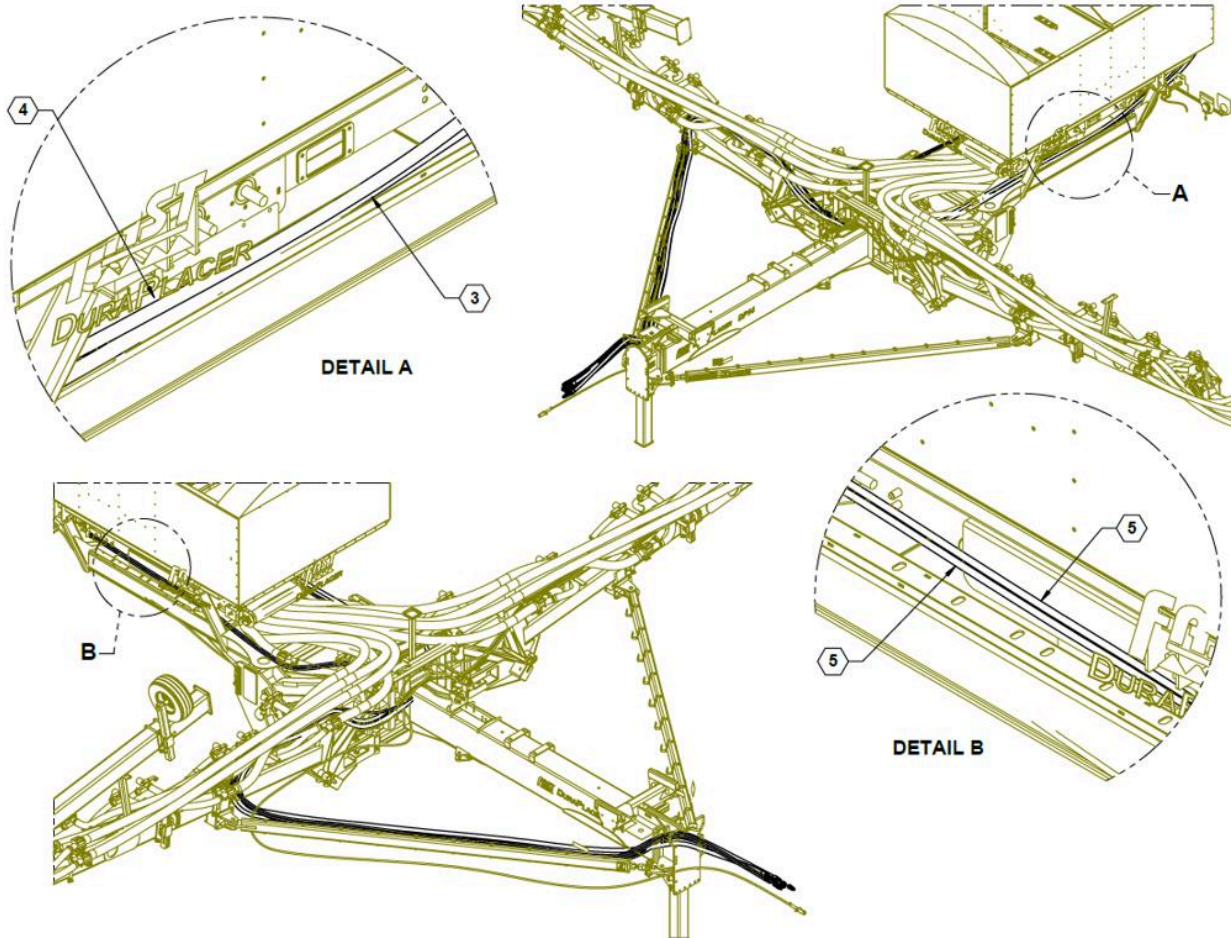


Parts List 600126: Hopper Hydraulic Hose & Fittings, 13-Ton

ITEM	PART NO.	QTY.	DESCRIPTION
1	520048	2	PIONEER COUPLER #8 FORB
2	600126-1	2	HOSE ASSY, 08-8MORB-8FJX-51
3	600126-2	1	HOSE ASSY, 12-12FJX-12FJX-566
4	600126-3	1	HOSE ASSY, 16-16FJX-16FJX-608
5	600126-4	1	HOSE ASSY, 08-8FJX-8MORB-602
6	610097	1	ADAPTER, -8MJIC X -8MORB90
7	610167	2	ADAPTER, -8 MJIC X -12 FJX 90
8	610168	1	FITTING, JIC #12 UNION TEE
9	610169	1	FITTING, -12MJIC X -12MORB 90
10	610170	1	FITTING, -16MJIC X -12MORB 90
11	610171	1	QUICK COUPLER, ISO 7241 -12SAE
12	610172	1	QUICK COUPLER, ISO 16028 -8SAE
13	610173	1	FITTING, -16MJIC X -12MORB

Hopper Hydraulic Hose & Fittings, 14-Ton

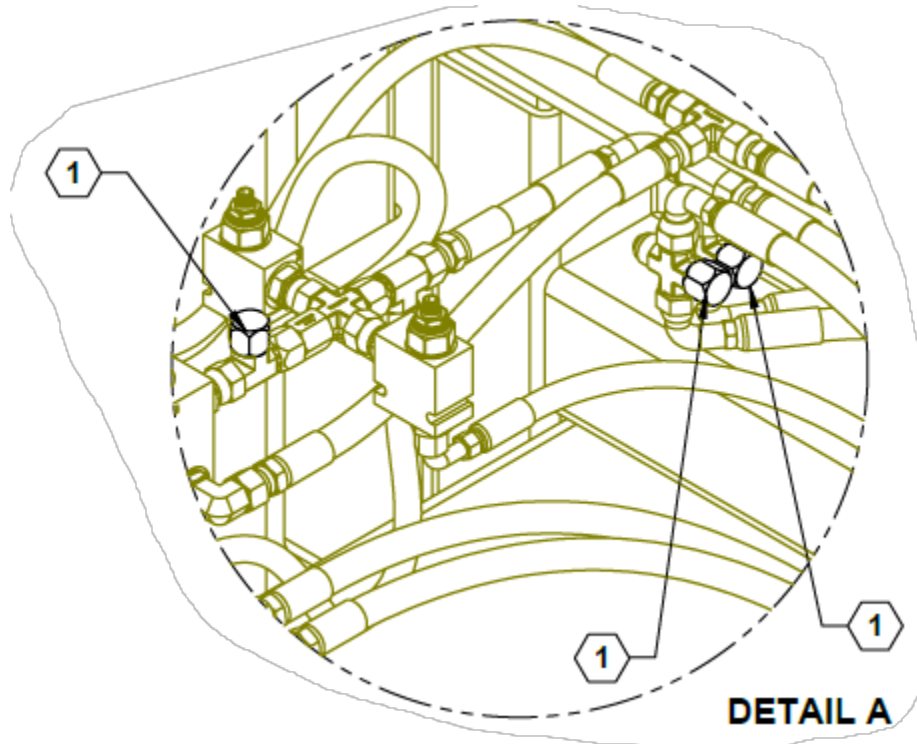
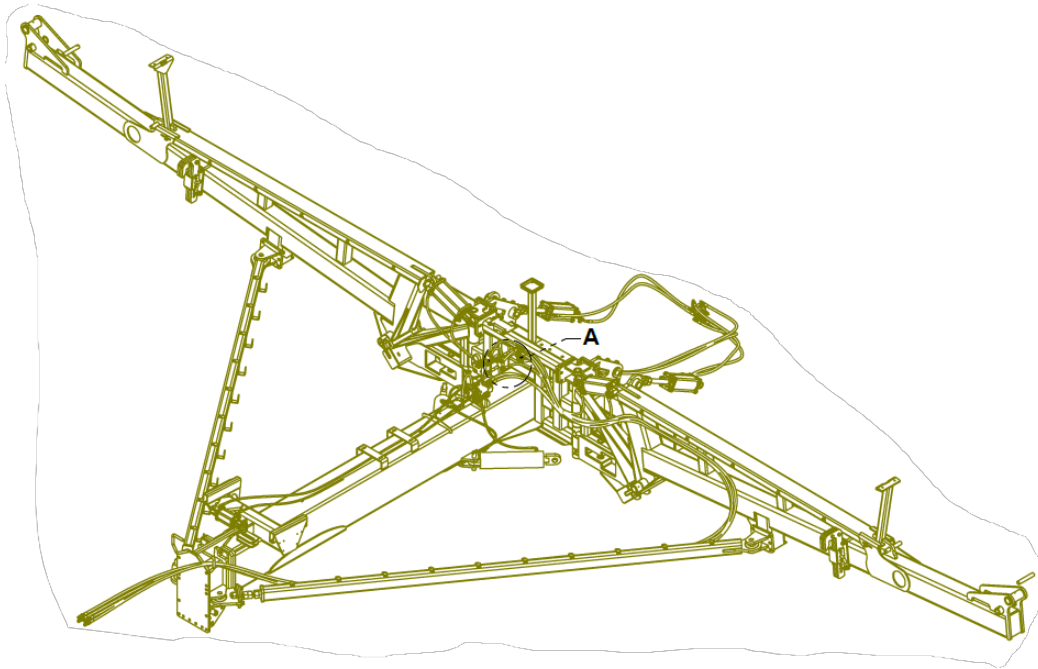




Parts List 600133: Hopper Hydraulic Hose & Fittings, 14-Ton

ITEM	PART NO.	QTY.	DESCRIPTION
1	520048	2	PIONEER COUPLER #8 FORB
2	600133-1	1	HOSE ASSY, 08-8MORB-8FJX-705
3	600133-2	1	HOSE ASSY, 20-16FJX-16FJX-683
4	600133-4	1	HOSE ASSY, 16-16FJX-12FJX-694
5	600133-5	2	HOSE ASSY, 08-8MORB-8FJX-543
6	610172	1	QUICK COUPLER, ISO 16028 -8SAE
7	610173	1	FITTING, -16MJIC X -12MORB
8	610186	1	QUICK COUPLER ISO 16208, -16 SAE
9	610187	1	QUICK COUPLER ISO 16208, -12 SAE
10	610188	1	FITTING, -16MJIC X -16MORB

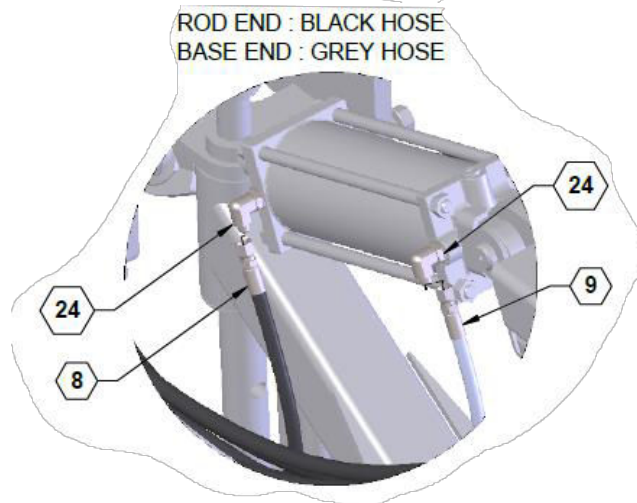
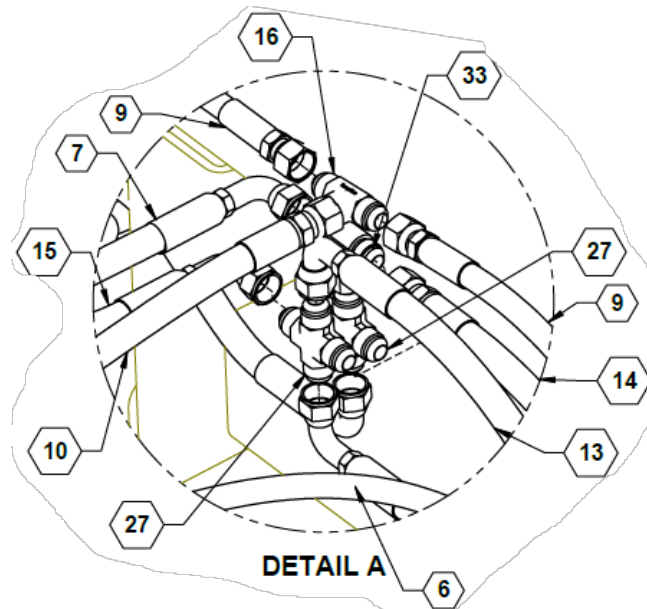
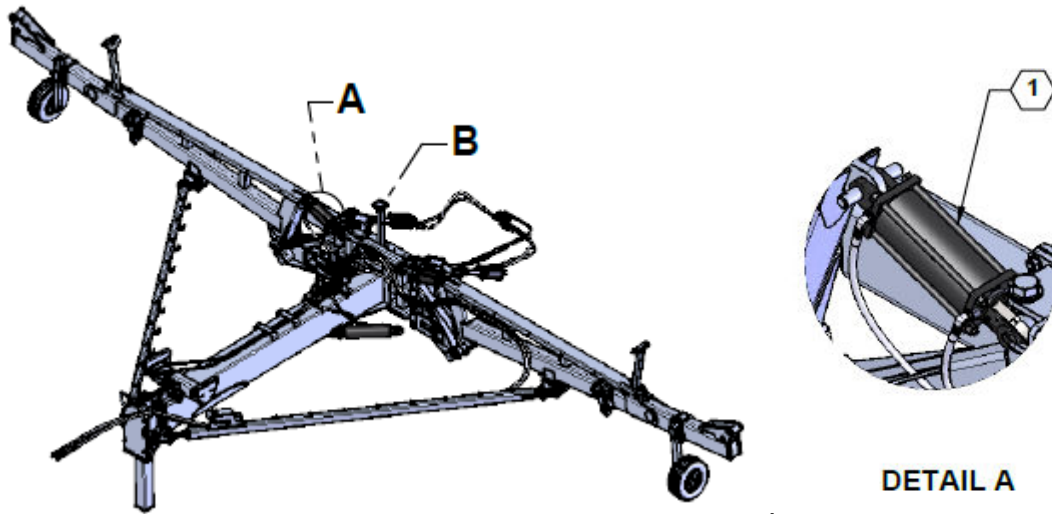
40' Toolbar Caps

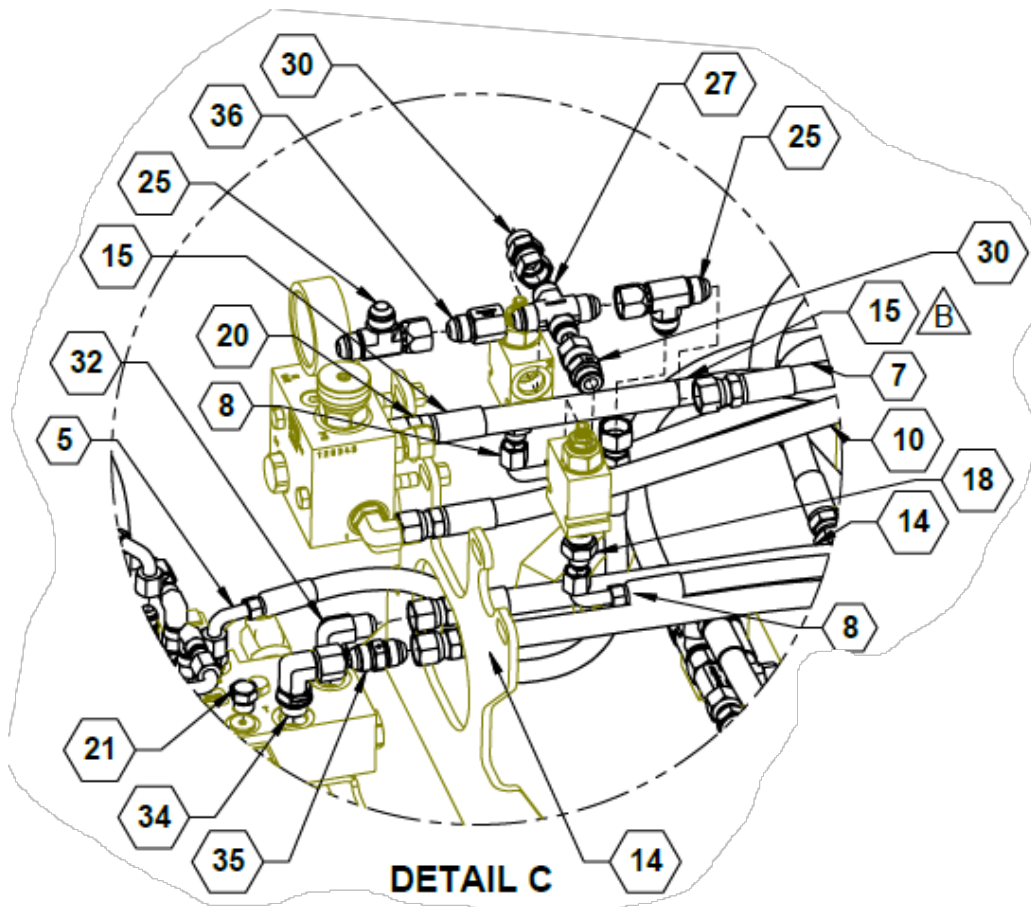
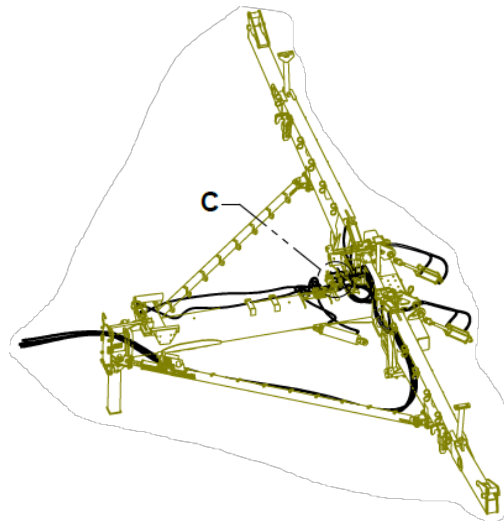


Parts List 35581: 40' Toolbar Caps

ITEM	PART NO.	QTY.	DESCRIPTION
1	610144	3	FJIC #8 CAP

Down Pressure (Kick) Cylinder





Parts List 35202 (34997): Down Pressure (Kick) Cylinder

ITEM	PART NO.	QTY.	DESCRIPTION
1	34997	2	ASSY, KICK CYLINDER (see also 28195 & 596593M in Parts List 35201: 40' Toolbar (Base))
1.1	36315	1	WELDMNT, TOP SPH BALL
1.2	620091	1	CYLINDER, HYD 45TD10-150
1.3	761	1	ZERK, 90°, 1/4-28 STRAIGHT PIPE THREAD



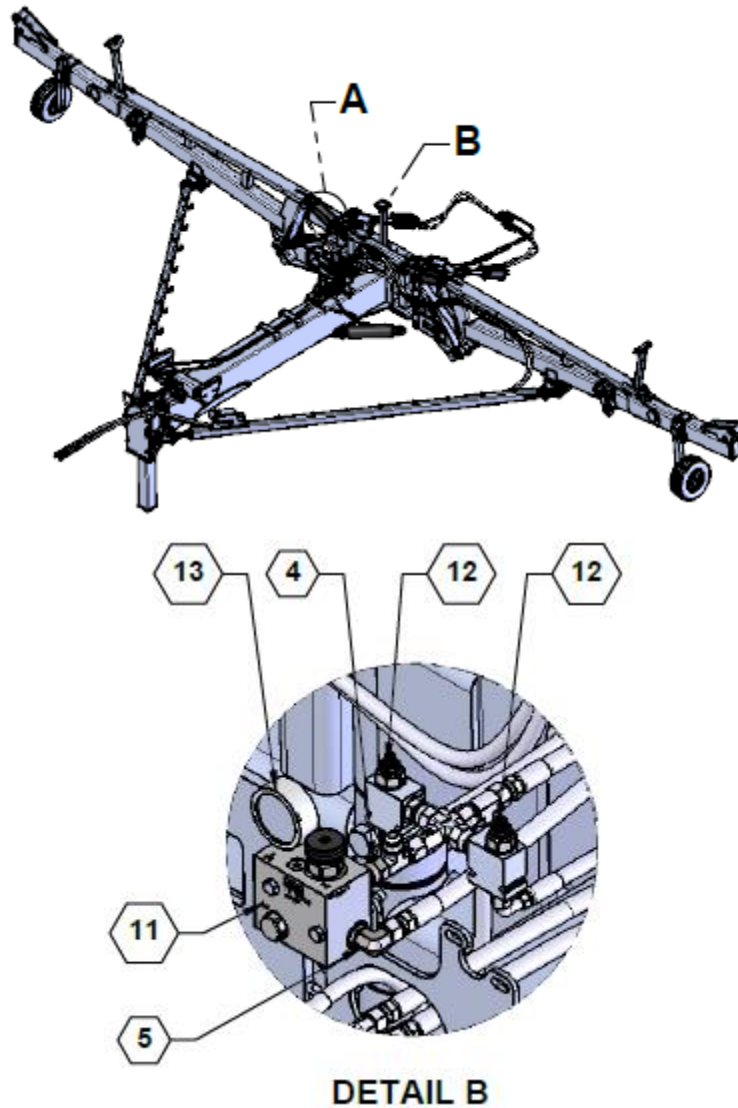
ILLUSTRATED PARTS LIST

Down Pressure (Kick) Cylinder (cont.)

Parts List 600125: Down Pressure (Kick) Cylinder Hoses & Fittings

ITEM	PART NO.	QTY.	DESCRIPTION
5	600125-5	1	HOSE ASSY, 06-8FJX-6FJX90-21.4
6	600125-7	2	HOSE ASSY, 08-8FJX-8FJX90-40
7	600125-8	1	HOSE ASSY, 08-8FJX-8FJX90-8.1
8	600125-9	2	HOSE ASSY, 06-6FJX-6FJX90-69
9	600125-10	2	HOSE ASSY, 06-6FJX-8FJX-76
10	600125-11	1	HOSE ASSY, 08-8FJX-8FJX-16
15	600132-20	1	HOSE ASSY, 08-8FJX-8FJX90-21
16	610004	1	JIC #8 UNION TEE
18	610011	3	JIC #6 TO ORING #8
20	610013	3	ADAPTER, -8MJIC X -8MORB
24	610030	9	ADAPTER, -6MJIC X -8MORB90
27	610071	3	ADAPTER, -8 MJIC UNION CROSS
30	610083	2	ADAPTER, -8MORB X -8FJX
35	630043	1	INLINE CHECK VALVE, -08MJIC x -08MJIC
36	630054	1	CHECK VALVE, -8MJIC x -8FJIC

Down Pressure Comp Flow Control

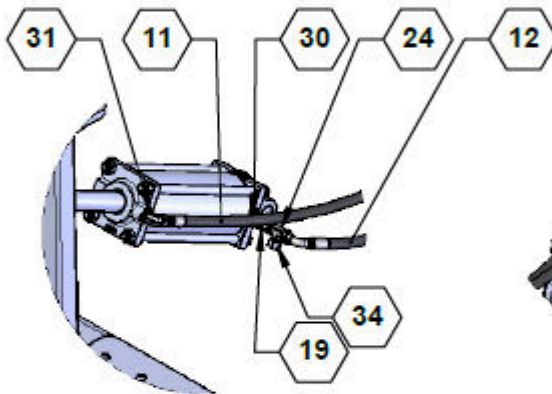
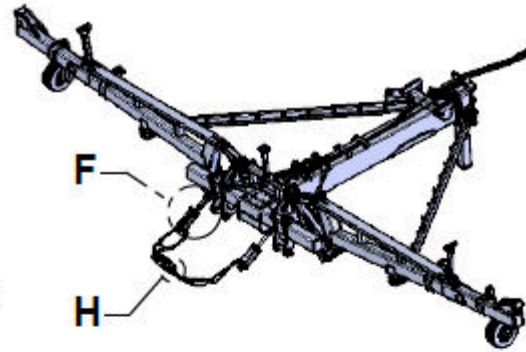
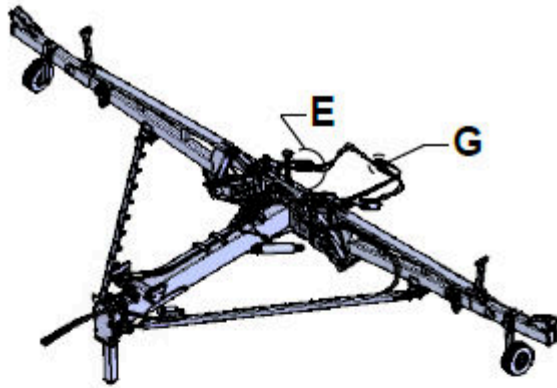


Parts List 35202: Down Pressure Comp Flow Control

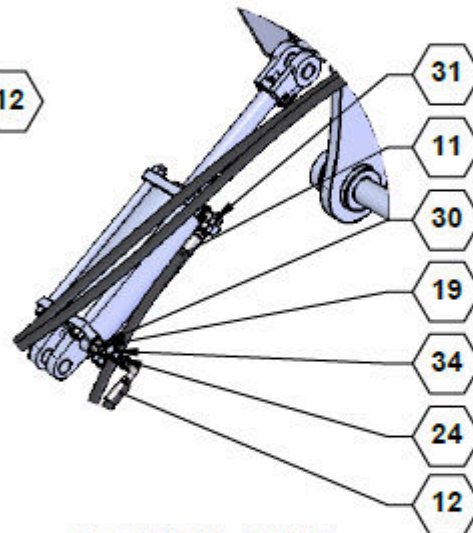
ITEM	PART NO.	QTY.	DESCRIPTION
4	610083	1	ADAPTER, -8MORB X -8FJX
5	610097	1	ADAPTER, -8MJIC X -8MORB90
11	630041	1	MANIFOLD, HYDRAULIC DOWN PRESSURE
12	630053	2	VALVE ASSEMBLY, FA101, PRESSURE COMP FLOW CONTROL
13	790052	1	PRESSURE GAUGE, 3000 PSI

Lift Cylinder & Counterbalance Valve

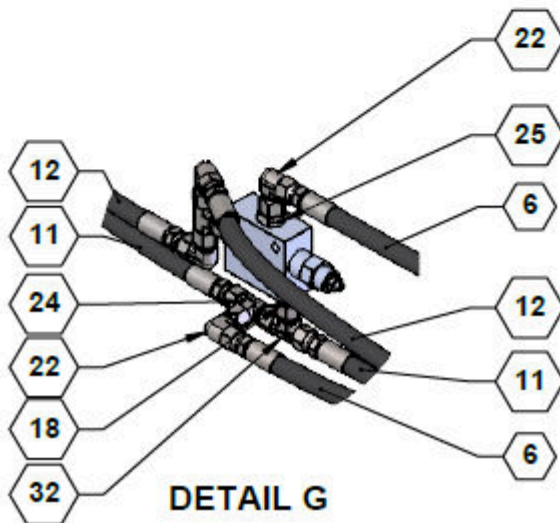
Trailer hidden for clarity.



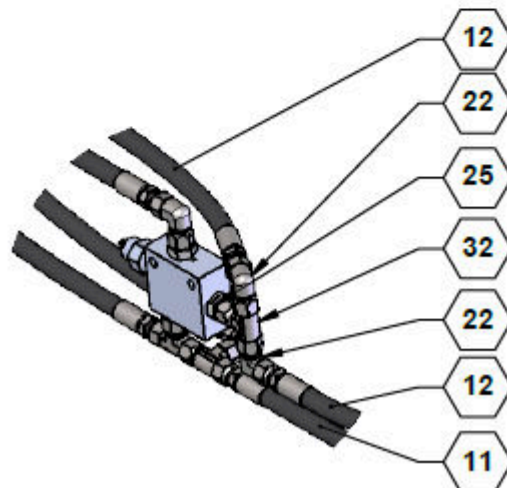
DETAIL E, RIGHT



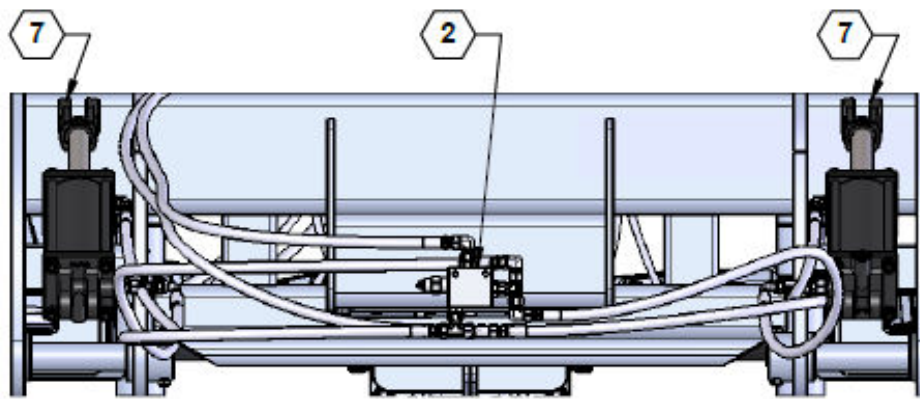
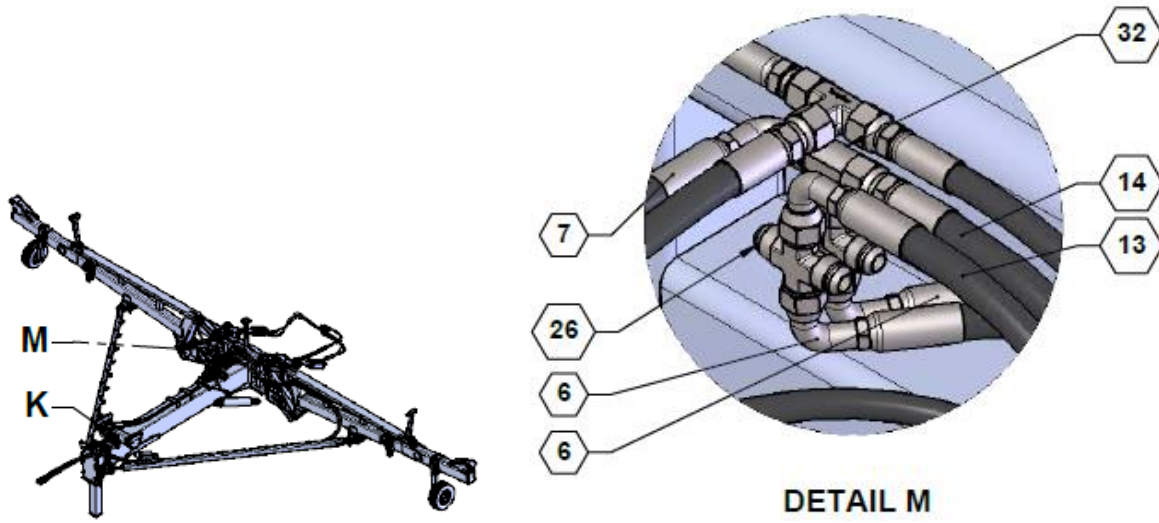
DETAIL F, LEFT



DETAIL G



DETAIL H



BACK VIEW, TRAILER NOT SHOWN



ILLUSTRATED PARTS LIST

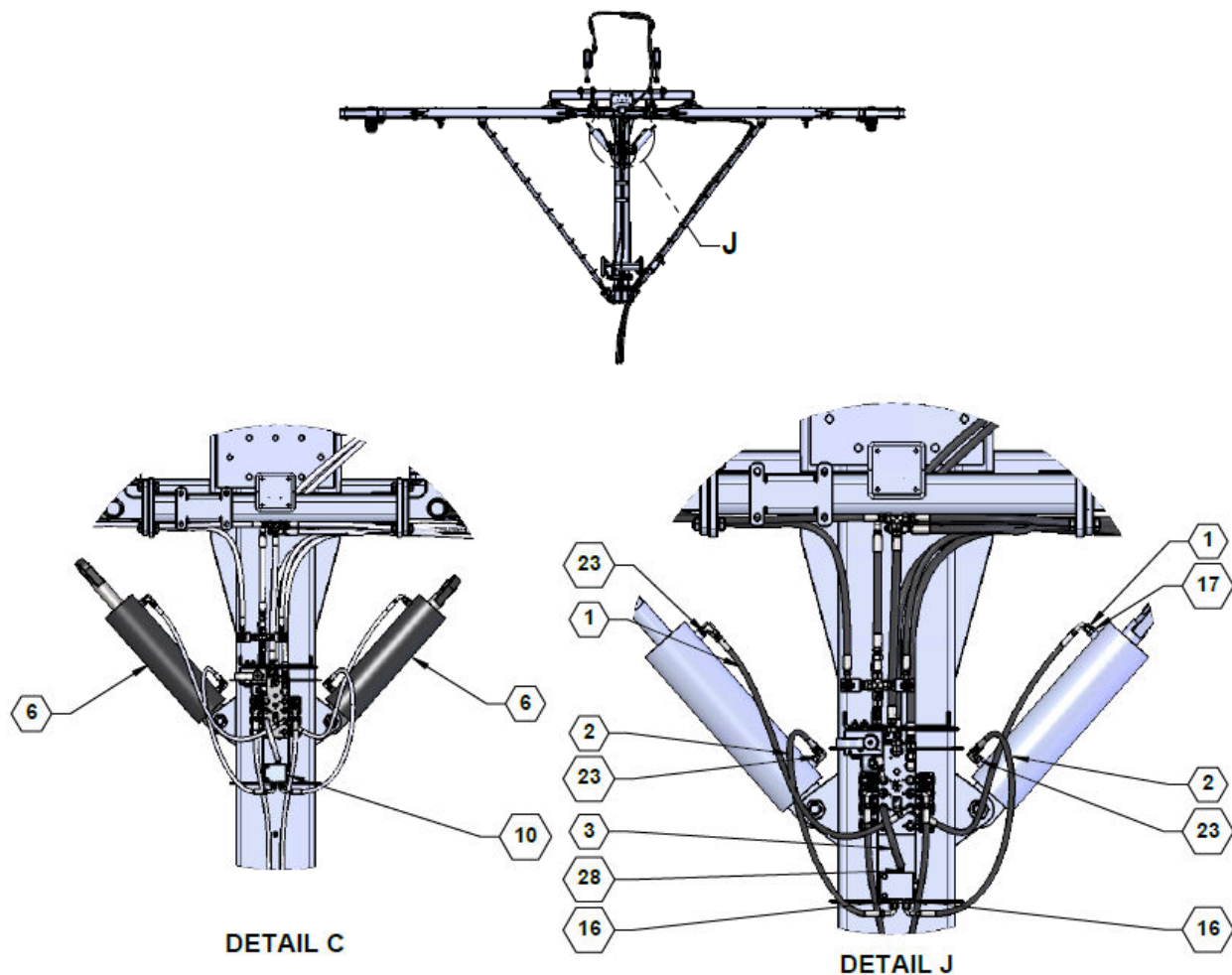
Parts List 35202: Lift Cylinder & Counterbalance Valve

ITEM	PART NO.	QTY.	DESCRIPTION
2	500049	1	VALVE, COUNTERBALANCE
7	620091	2	CYLINDER, HYD 45TD10-150 (see also 23385 & 28915 in Parts List 35846: Trailer Frame, 9-Ton or Parts List 35000: Trailer Frame, 13-Ton or Parts List 35700: Trailer Frame, 14-Ton)

Parts List 600125: Lift Cylinder & Counterbalance Valve, Hoses & Fittings

ITEM	PART NO.	QTY.	DESCRIPTION
6	600125-7	2	HOSE ASSY, 08-8FJX-8FJX90-126
11	600125-16	2	HOSE ASSY, 08-8FJX-8FJX-75.5
12	600125-17	2	HOSE ASSY, 08-8FJX-8FJX90-65
13	600125-18	1	HOSE ASSY, 08-8FJX90-8MORB-403
14	600125-19	1	HOSE ASSY, 08-8FJX-8MORB-410
N/S	600125-20	1	HOSE ASSY, 08-8FJX-8FJX90-21
18	610012	1	JIC #8 TO ORING #6
19	610013	3	ADAPTER, -8MJIC X -8MORB
22	610024	4	JIC #8 90 DEG
24	610053	3	JIC #8 SWIVEL RUN TEE
25	610060	2	JIC #8 TO ORING #10
26	610071	2	ADAPTER, -8 MJIC UNION CROSS
30	610095	2	.093 ORIFICE FITTING
31	610097	2	ADAPTER, -8MJIC X -8MORB90
32	610107	3	#8 JIC SWIVEL BRANCH TEE
34	610144	2	FJIC #8 CAP

Fold Cylinder & Flow Divider



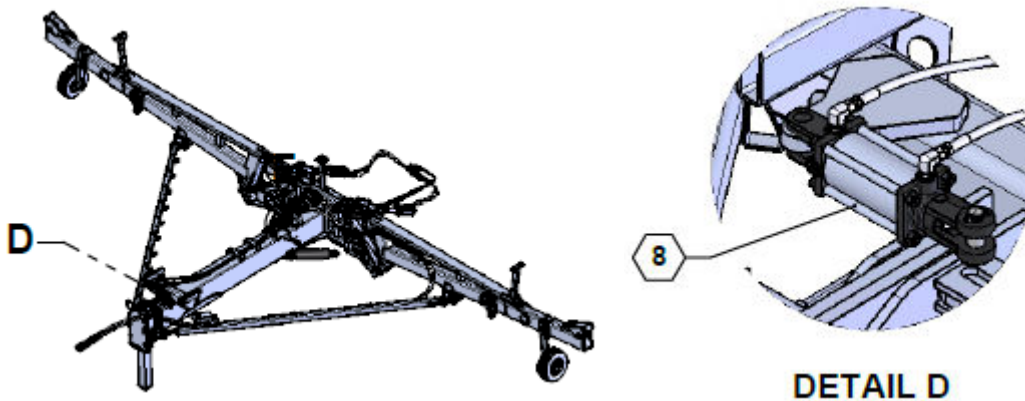
Parts List 35202: Fold Cylinder & Flow Divider

ITEM	PART NO.	QTY.	DESCRIPTION
6	620046	2	FOLD CYLINDER (see also 34771 & 590183 in Parts List 35201: 40' Toolbar (Base))
10	630035	1	FLOW DIVIDER

Parts List 600125: Fold Cylinder & Flow Divider Hoses & Fittings

ITEM	PART NO.	QTY.	DESCRIPTION
1	600125-1	2	HOSE ASSY, 04-6FJX-6FJX90-44
2	600125-2	2	HOSE ASSY, 04-6FJX-6FJX90-35
3	600125-3	1	HOSE ASSY, 06-6FJX-6FJX-19.7
16	610010	2	ADAPTER, -6MJIC X -6MORB
17	610011	1	JIC #6 TO ORING #8
23	610030	3	ADAPTER, -6MJIC X -8MORB90
28	610078	1	JIC #6 TO #6 ORING 90°

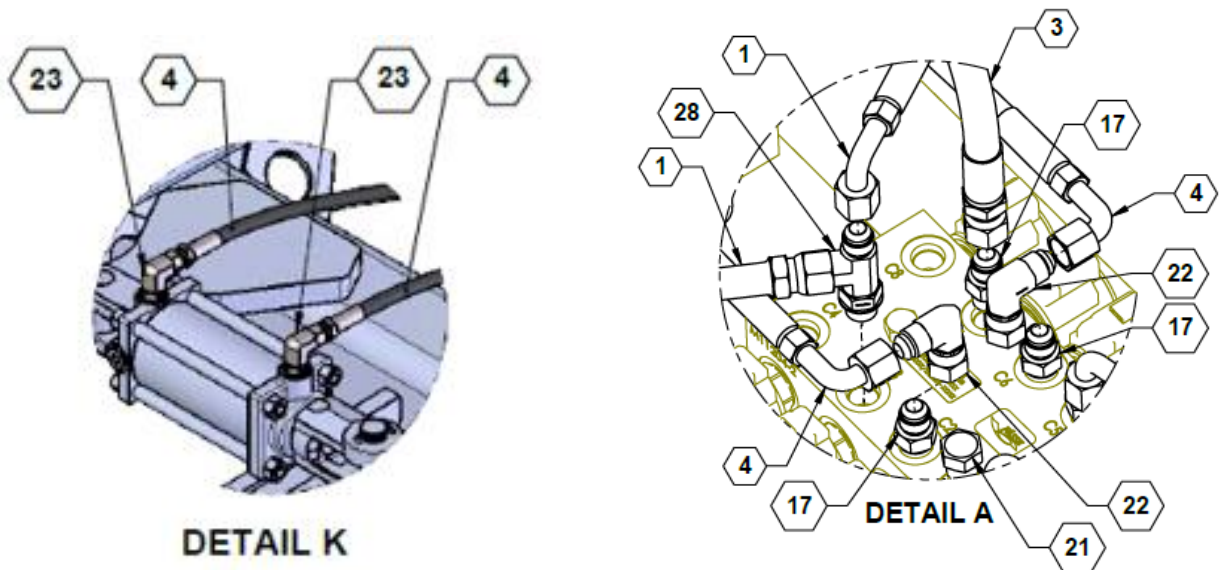
Latch Cylinder



Parts List 35202 (620105): Latch Cylinder

ITEM	PART NO.	QTY.	DESCRIPTION
8	620105	1	CYLINDER, 3" X 4" X 1.25 ROD TIE ROD (see also 34991 in Parts List 35201: 40' Toolbar (Base))

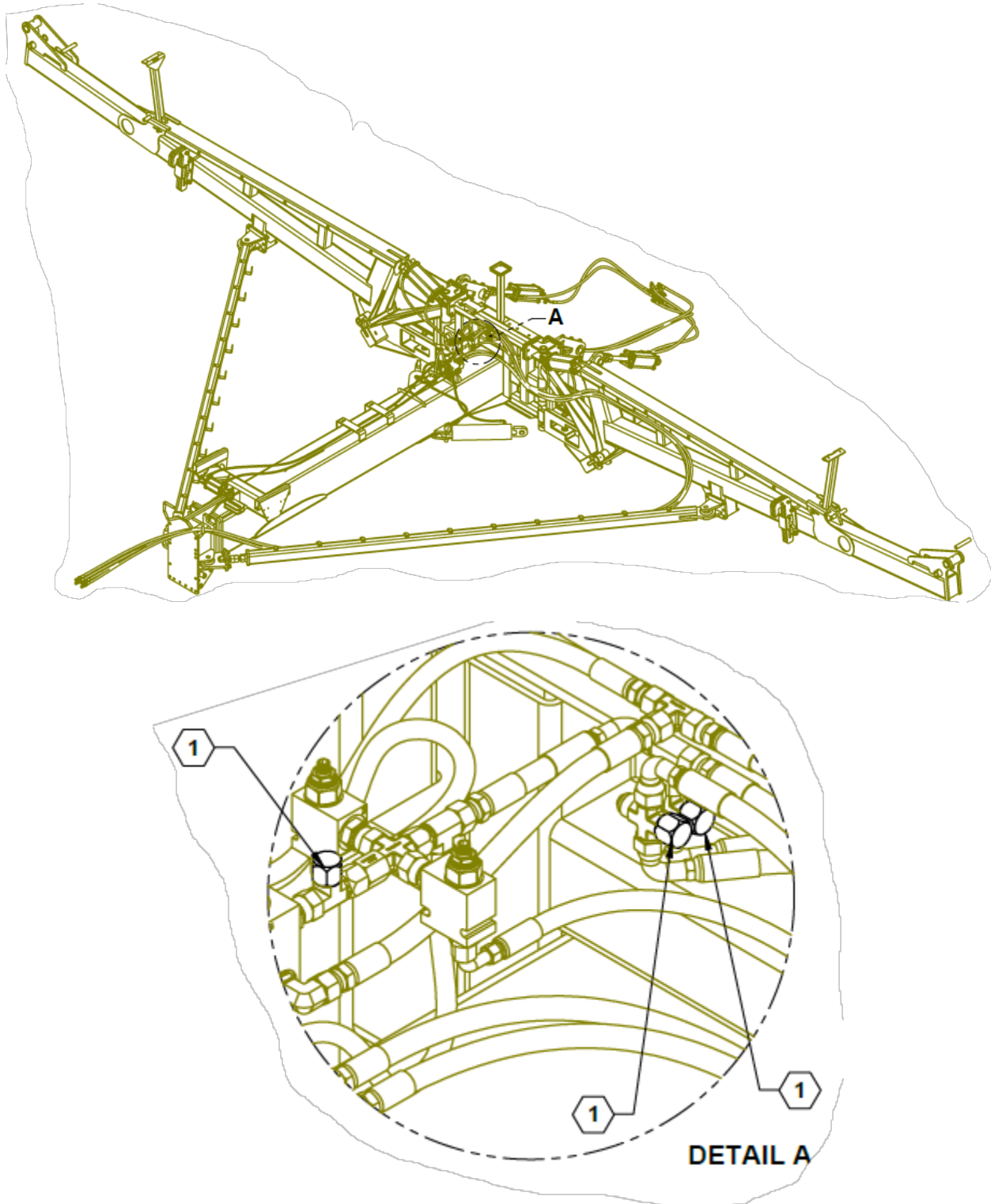
Latch Cylinder Hoses & Fittings



Parts List 600125: Latch Cylinder Hoses & Fittings

ITEM	PART NO.	QTY.	DESCRIPTION
4	600125-4	2	HOSE ASSY, 04-6FJX-6FJX90-123
17	610010	6	ADAPTER, -6MJIC X -6MORB
22	610023	2	ADAPTER, -6MJIC X -6FJX 90
23	610030	2	ADAPTER, -6MJIC X -8MORB90

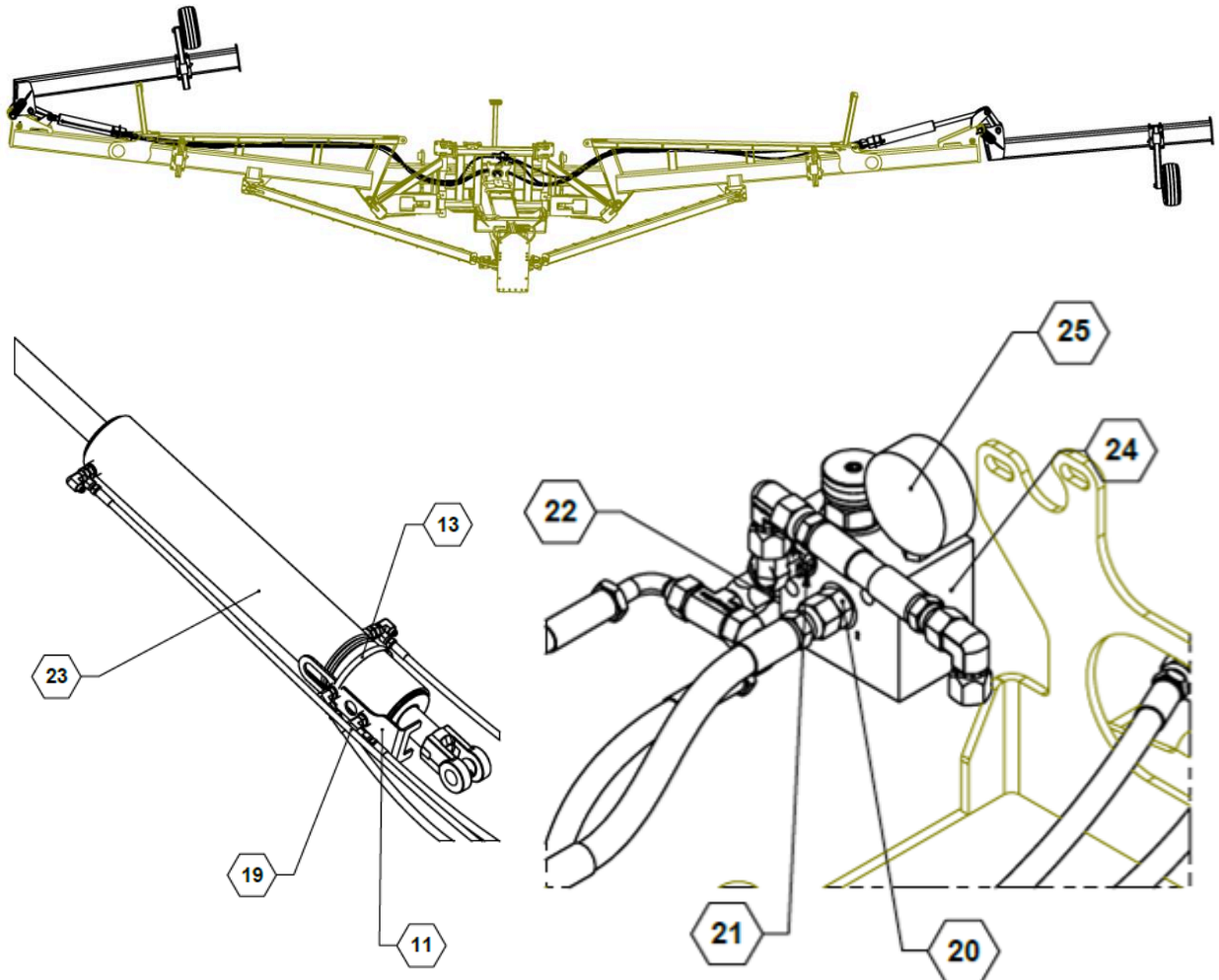
Flip Wing Connection Caps (40' option)



Parts List 35581: Flip Wing Connection Caps (40' option)

ITEM	PART NO.	QTY.	DESCRIPTION
1	610144	3	FJIC #8 CAP

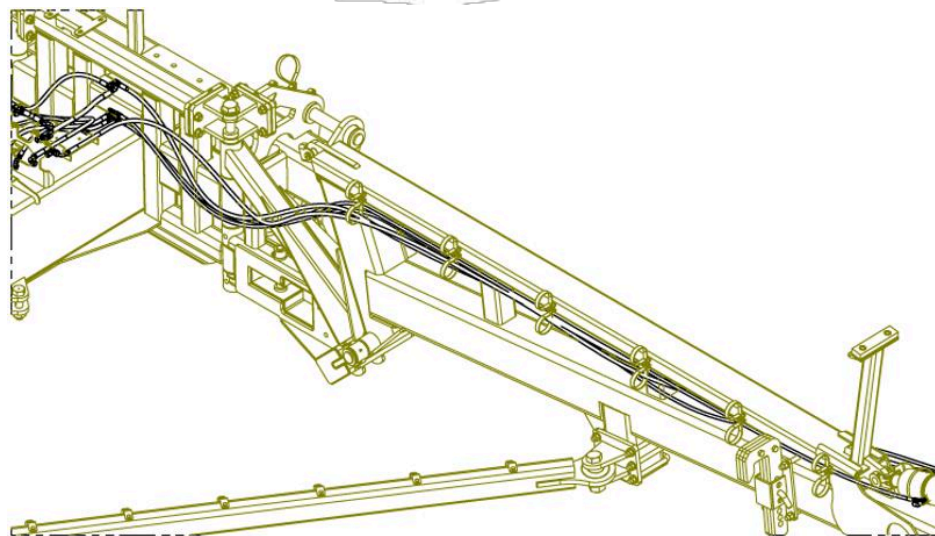
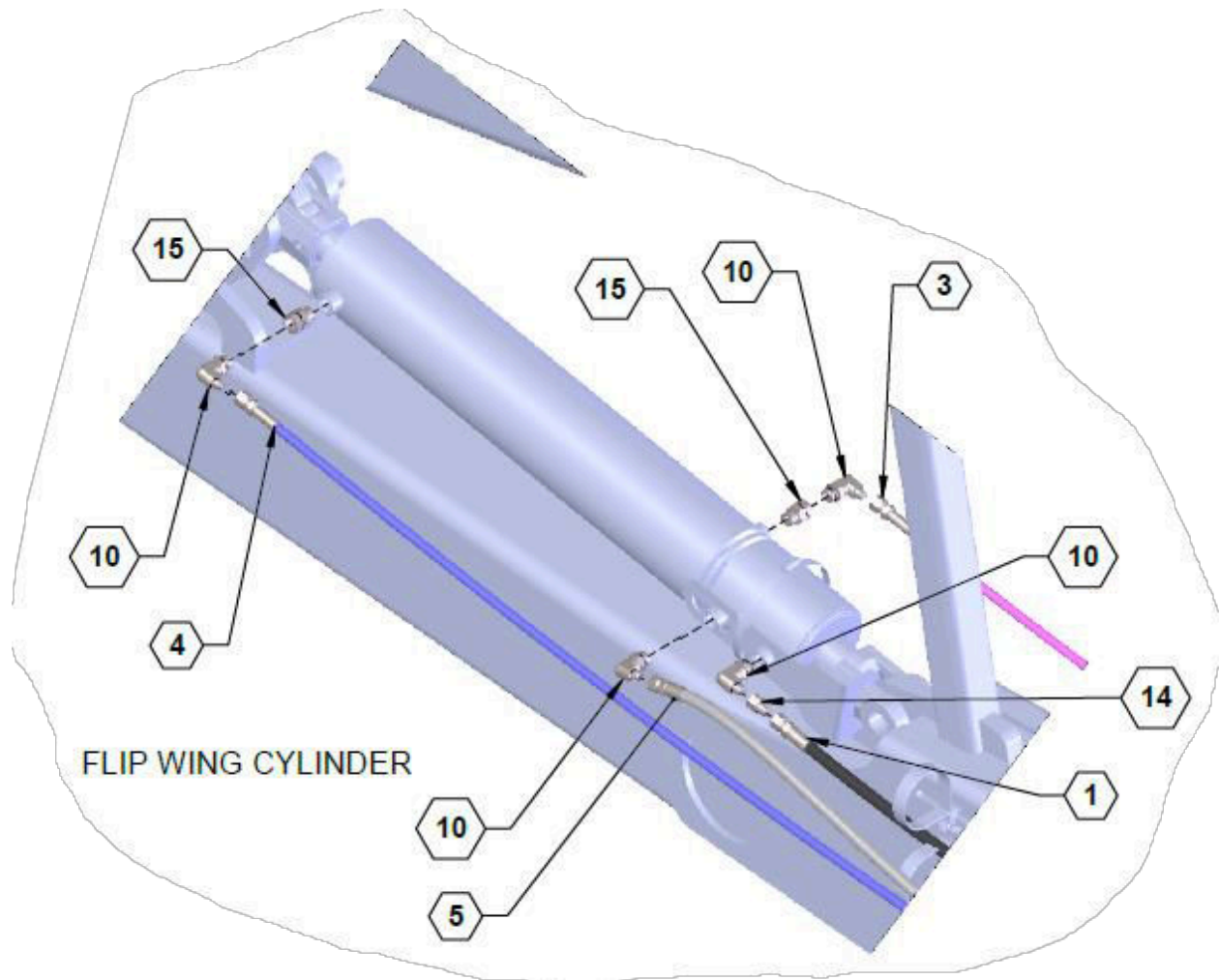
Flip Wing Cylinder



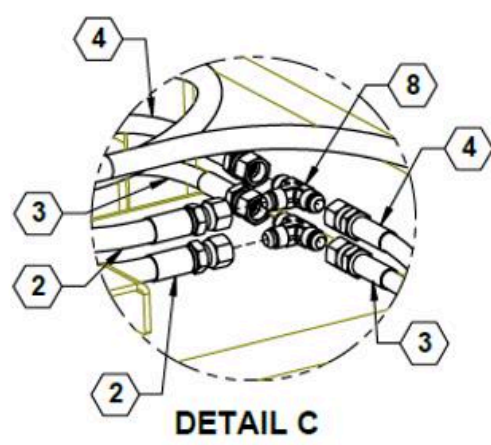
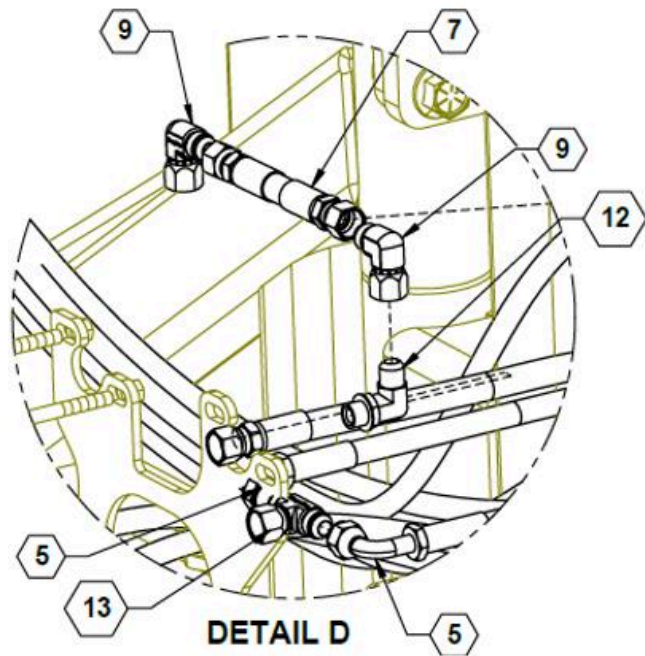
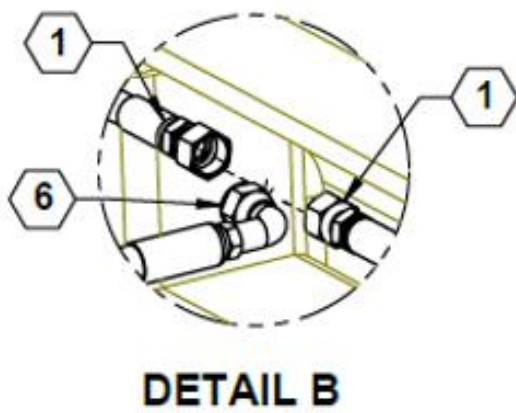
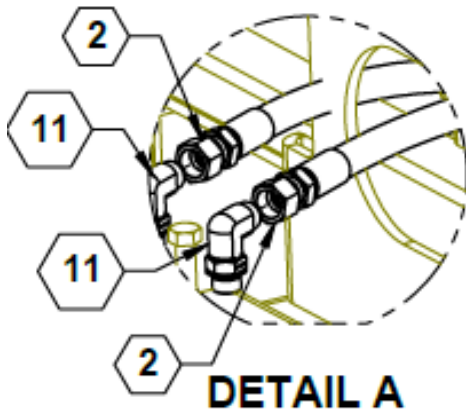
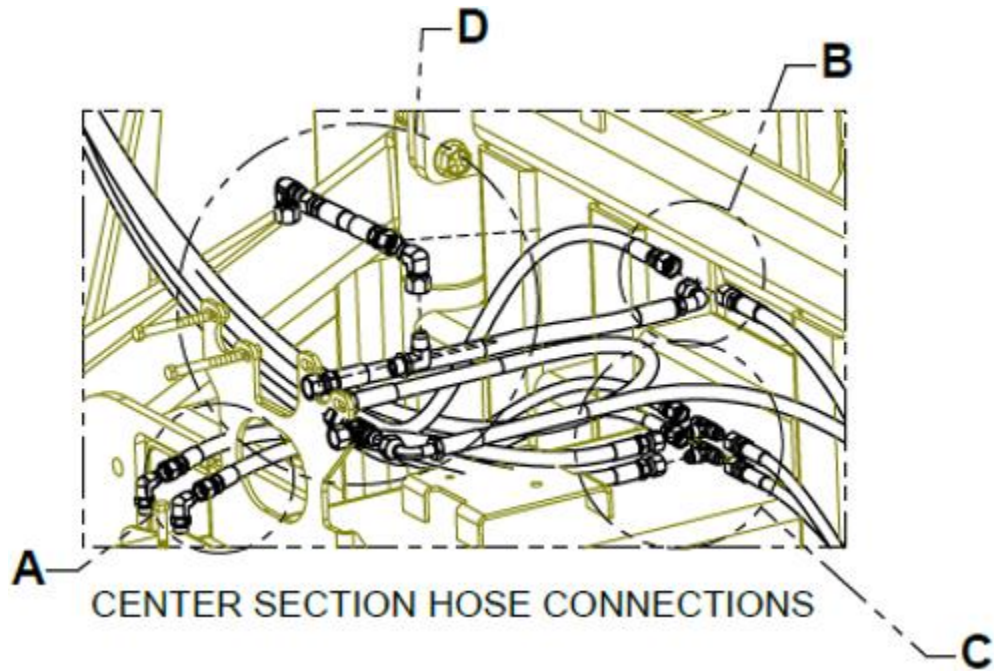
Parts List 35580: Flip Wing Cylinder

ITEM	PART NO.	QTY.	DESCRIPTION
11	35407	2	PLATE, CYLINDER ANTI ROTATE
13	540021	2	CLAMP, 4 1/8 - 7"
19	600132	1	HOSE KIT, DURAPLACER 60FT OPTN
20	610013	1	ADAPTER, -8MJIC X -8MORB
21	610083	1	ADAPTER, -8MORB X -8FJX
22	610097	1	ADAPTER, -8MJIC X -8MORB90
23	620027	2	CYLINDER, 4.5"X22.5 & 1.81 STROKE (see also 34764 in Parts List 35580: 60' Toolbar)
24	630041	1	MANIFOLD, HYDRAULIC DOWN PRESSURE
25	790052	1	PRESSURE GAUGE, 3000 PSI

Flip Wing Cylinder (continued)



MAIN WING HOSE ROUTINGS



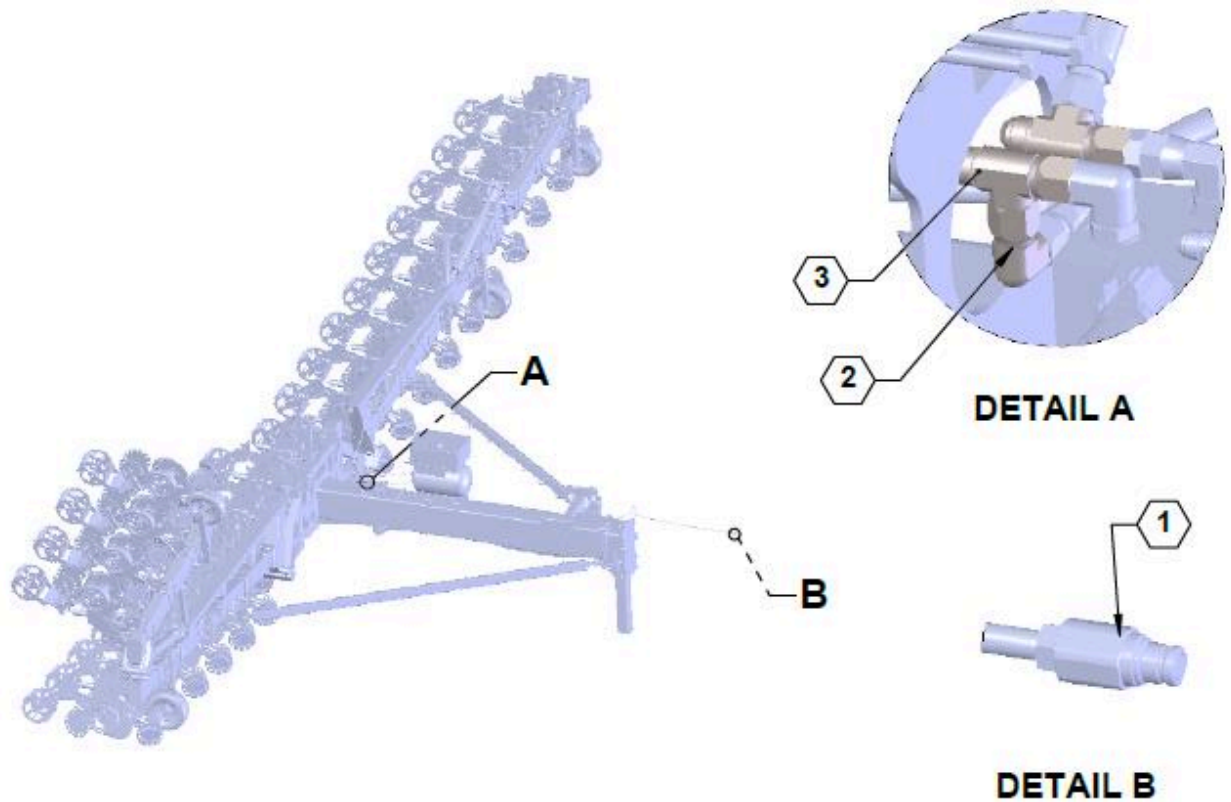


ILLUSTRATED PARTS LIST

Parts List 600132: Flip Wing Cylinder Hoses & Fittings

ITEM	PART NO.	QTY.	DESCRIPTION
1	600132-6	2	HOSE ASSY, 06-6FJX-8FJX-205
2	600132-12	2	HOSE ASSY, 06-6FJX-6FJX-25.2
3	600132-13	2	HOSE ASSY, 04-6FJX-6FJX-211
4	600132-14	2	HOSE ASSY, 04-6FJX-6FJX-235
5	600132-15	2	HOSE ASSY, 06-6FJX-8FJX90-220
6	600132-20	1	HOSE ASSY, 08-8FJX-8FJX90-21
7	600132-21	1	HOSE ASSY, 08-8FJX-8FJX-6.4
8	610005	2	JIC UNION TEE #6
9	610024	2	JIC #8 90 DEG
10	610030	8	ADAPTER, -6MJIC X -8MORB90
11	610078	2	JIC #6 TO #6 ORING 90~
12	610097	1	ADAPTER, -8MJIC X -8MORB90
13	610107	1	#8 JIC SWIVEL BRANCH TEE
14	610140	2	JIC #6 TO FJIC #6 X .031"
15	610162	4	FITTING, 0.047 VONBERG 1 WAY ORIFICE, FA 19373-0.047

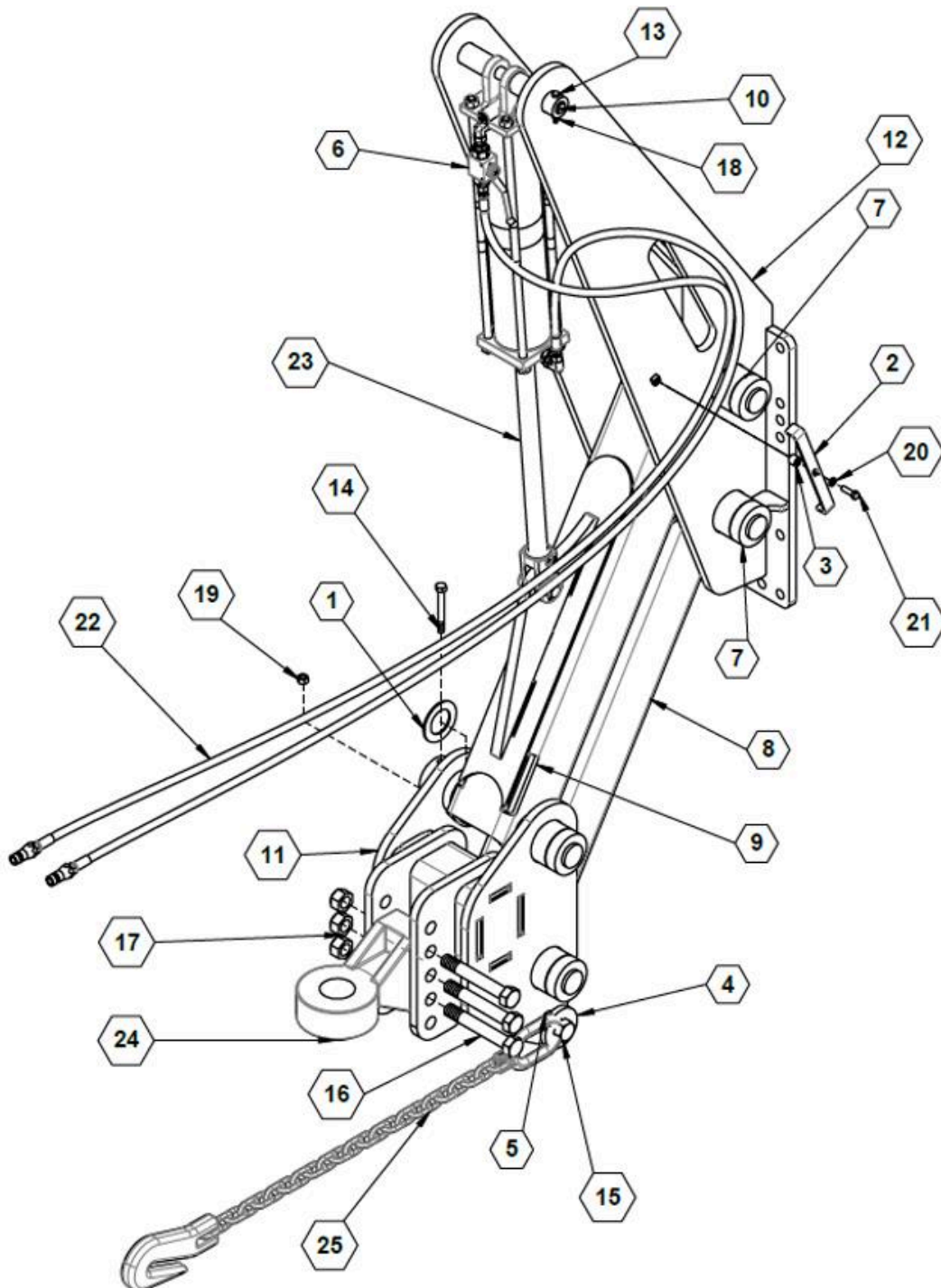
Row Unit Cab Control Hoses & Fittings



Parts List 600128: Row Unit Cab Control Hoses & Fittings

ITEM	PART NO.	QTY.	DESCRIPTION
1	610172	1	QUICK COUPLER, ISO 16028 -8SAE
2	610024	1	JIC #8 90 DEG
3	610053	2	JIC #8 SWIVEL RUN TEE

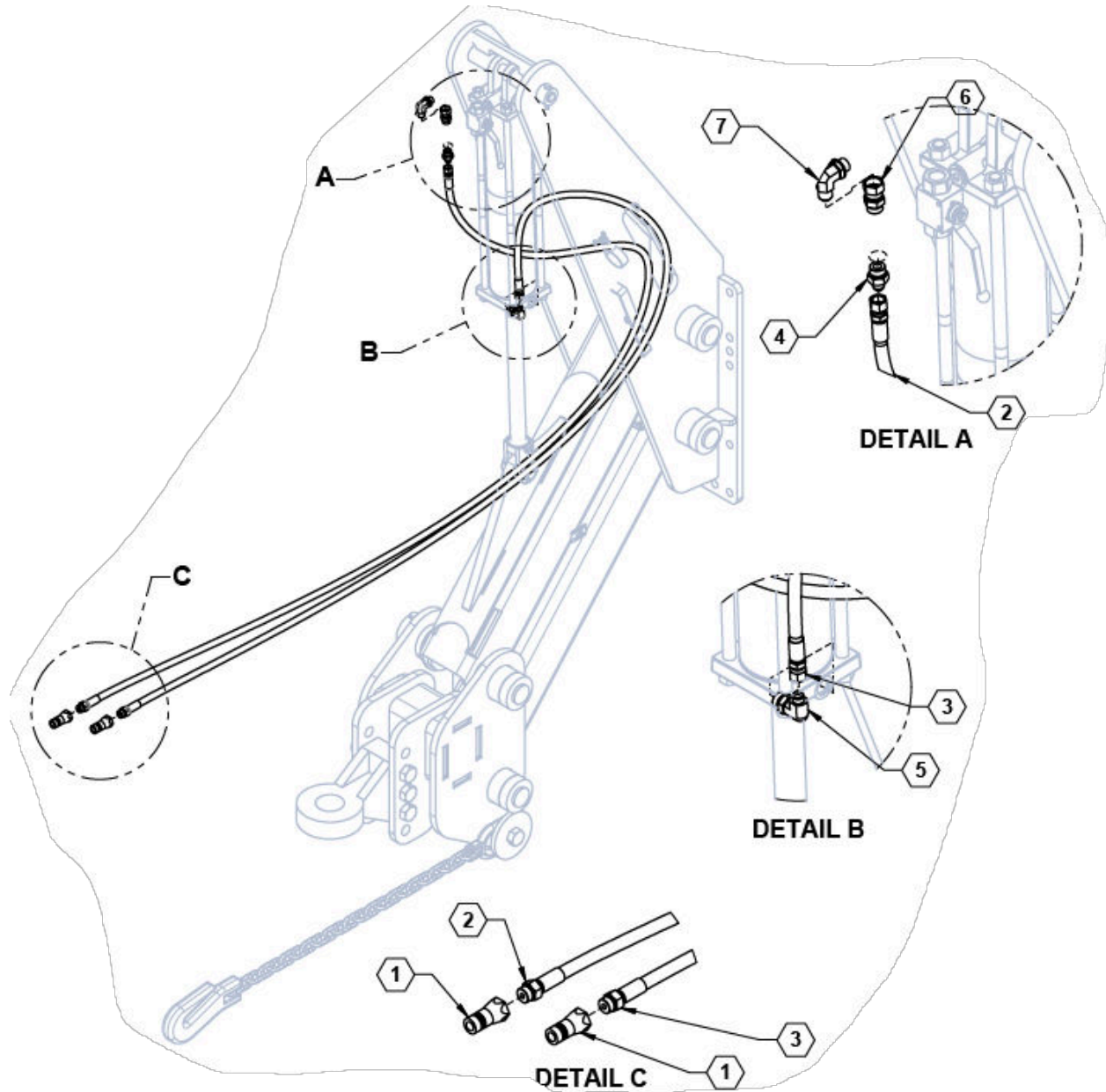
Tongue Cylinder



Parts List 35600: Front Tongue Cylinder

ITEM	PART NO.	QTY.	DESCRIPTION
6	610153	1	BLOCKING VALVE WITH MOUNTING HOLES
22	600130	1	HOSE KIT, HYD HITCH
23	620099	1	CYLINDER 4 X 20" 1.75" ROD 3000PSI (see also 35353 in Parts List 35600: Hitch)

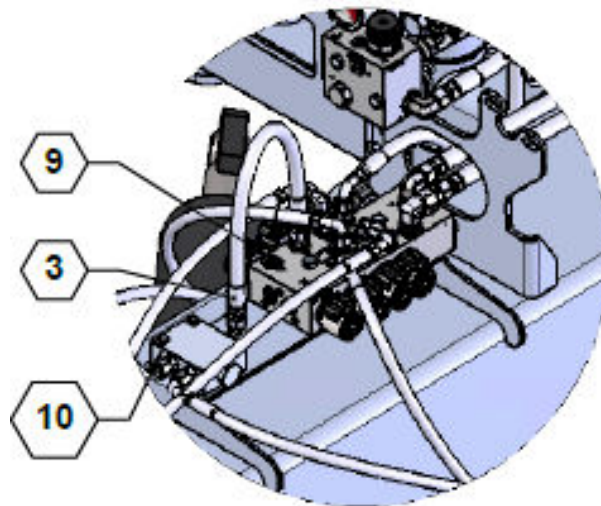
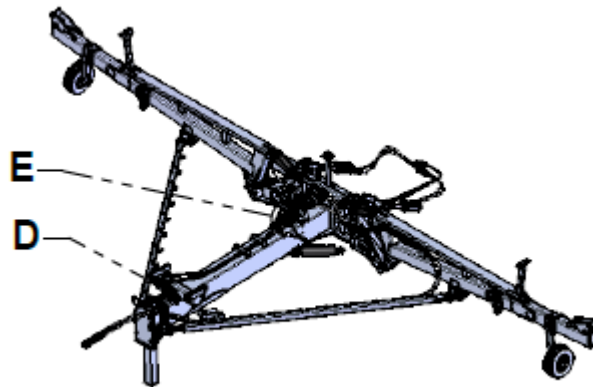
Tongue Cylinder Hoses & Fittings



Parts List 600130: Tongue Cylinder Hoses & Fittings

ITEM	PART NO.	QTY.	DESCRIPTION
1	520048	2	PIONEER COUPLER #8 FORB
2	600130-1	2	HOSE ASSY, 06-6FJX-8MORB-120
3	600130-2	1	HOSE ASSY, 06-6FJX-8MORB-107
4	610011	1	JIC #6 TO ORING #8
5	610030	1	ADAPTER, -6MJIC X -8MORB90
6	610083	1	ADAPTER, -8MORB X -8FJX
7	610097	1	ADAPTER, -8MJIC X -8MORB90

Fasse Block



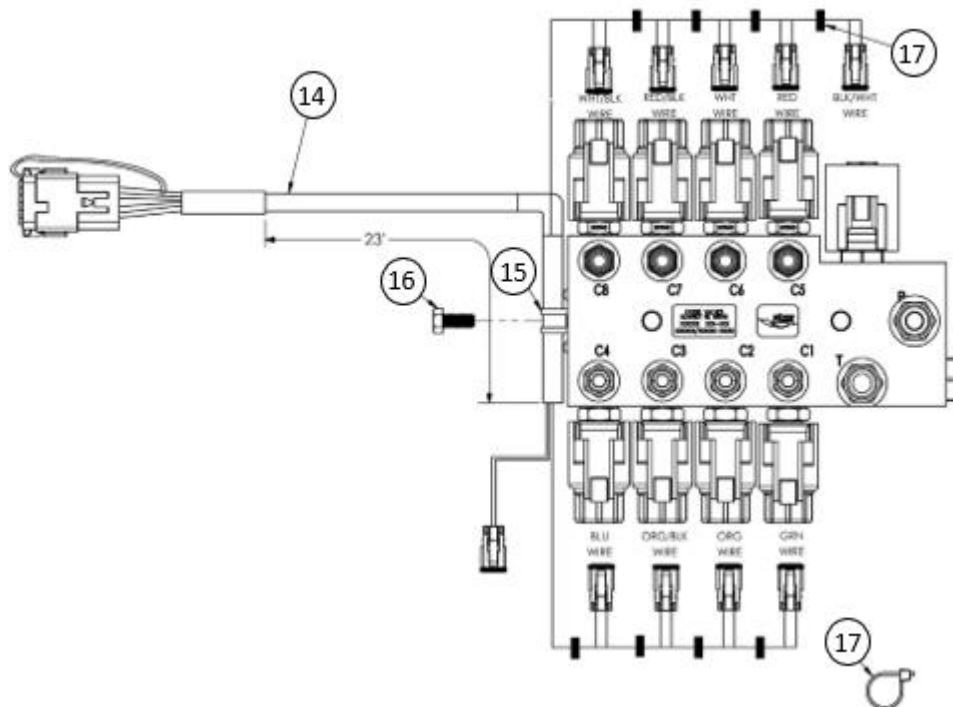
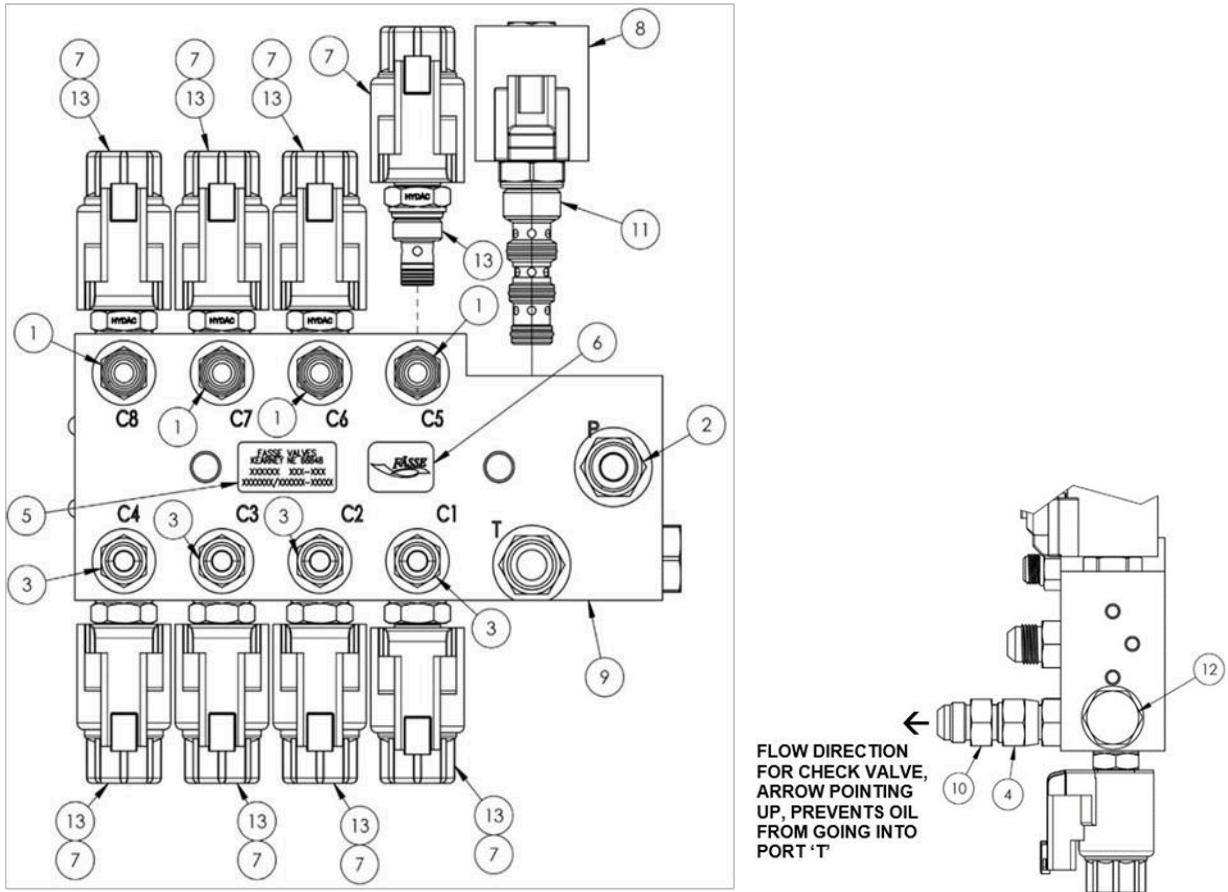
DETAIL E

Parts List 35202: Fasse Block

ITEM	PART NO.	QTY.	DESCRIPTION
3	600125	-	HOSE KIT, DURAPLACER BASE
9	630027	1	FASSE HYDRAULIC BLOCK
10	630035	-	FLOW DIVIDER



Fasse Hydraulic Controls



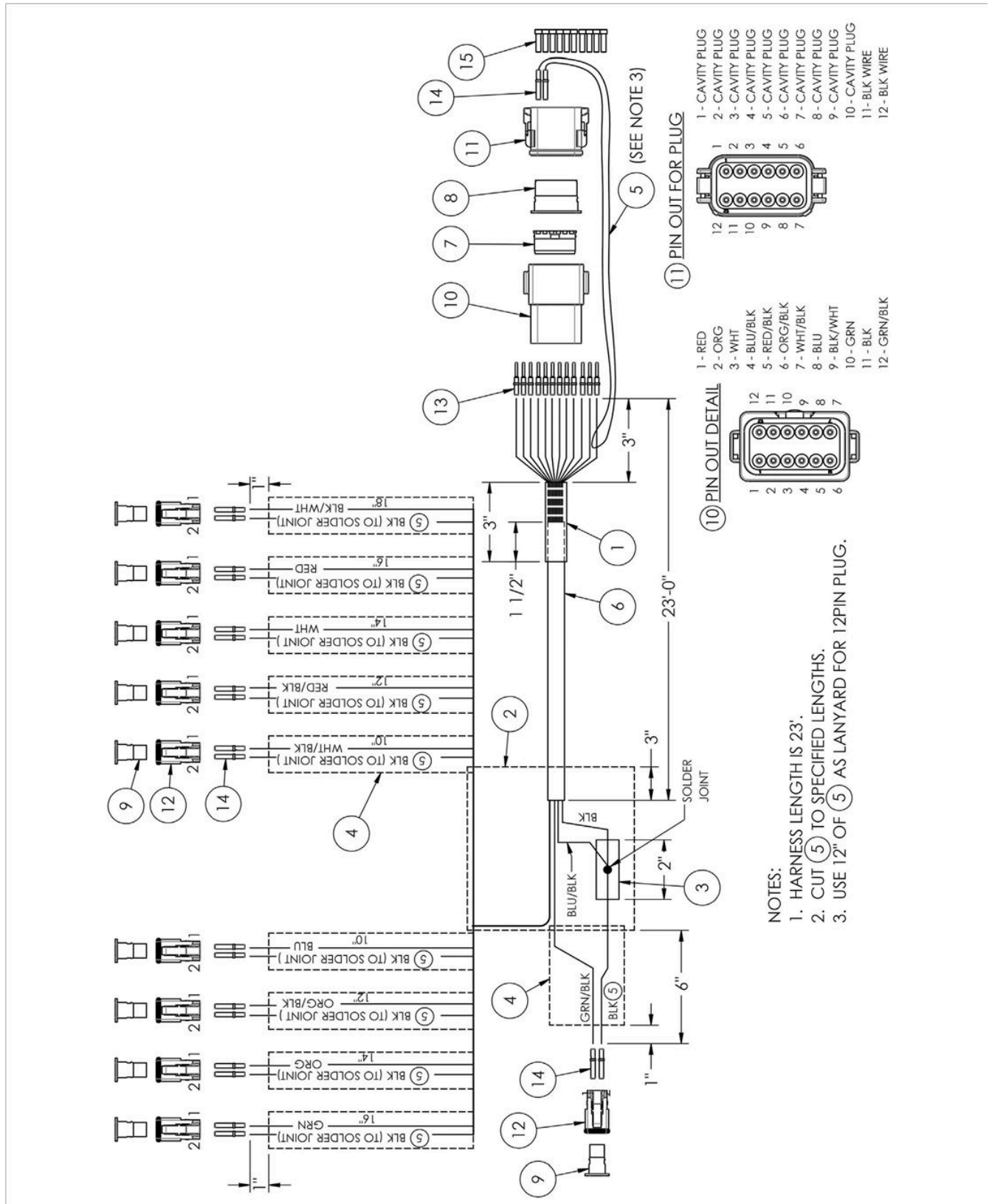


ILLUSTRATED PARTS LIST

Parts List 630056: Fasse Hydraulic Controls

ITEM	PART NO.	VENDOR NO.	QTY.	DESCRIPTION
0	630056		1	ASSY, HYDRAULIC VALVE CAB FOLD BOX KIT
				NOTE: INCLUDES BLOCK, CAB FOLD BOX AND FOLD BOX 12-PIN ELECTRICAL HARNESS.
				NOTE: SEE HYDRAULIC BLOCK ASSEMBLY.
				NOTE: SEE CAB FOLD BOX.
0		302-822	1	HYDRAULIC BLOCK (ITEMS 1-13)
1	610010	210-393	4	FITTING 6400-6-6/S-MJ-MO ZINC NICKEL PLATED
2	610013	210-398	1	FITTING 6400-8-8/S-MJ-MO ZINC NICKEL PLATED
3	610103	210-440	4	FITTING 6400L-6-6/S-MJ-MO ZINC NICKEL PLATED
4	610083	210-441	1	FITTING 6402-8-8/S-MO-FJSW
5		232-050	1	DECAL S/N SILVER
6		232-058	1	DECAL FASSE BLACK/GOLD 1"X.75"
7		253-046	8	COIL HY 03012600 INTG DUET RCPT 12V 1.5A
8		253-421	1	COIL H/F 4301892 D-10 INTG DEUT DTR 12V 1.67A DIODE
9		270-092	1	HYDRAULIC BLOCK S11204-2 4CIR AL BYPASS 804
10	630043	271-040	1	CHECK VALVE VON 1908-8-8/S-MJ-MJ ZINC NICKEL
11		273-008	1	CARTRIDGE H/F SV10-40-0-N-00 SPL 4W 2P
12		273-012	1	CARTRIDGE H/F CP10-20-N CAVITY PLUG 2W
13		273-077	8	CARTRIDGE HY WS08W-01-C-N-0 BI DIR POP 2/2 NC
14	FV304143	304-143	1	12-PIN FASSE BLOCK ELECTRICAL HARNESS
15		255-026	1	LOOM CLAMP .50"ID
16		212-025	1	BOLT 5/16"-18X.75"
17		214-002	11	CABLE TIE BLACK 8.5"

Fasse Block 12-Pin Electrical Harness





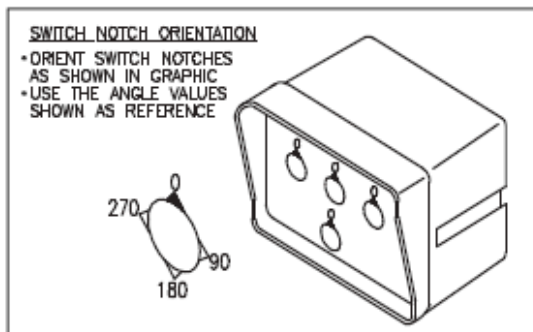
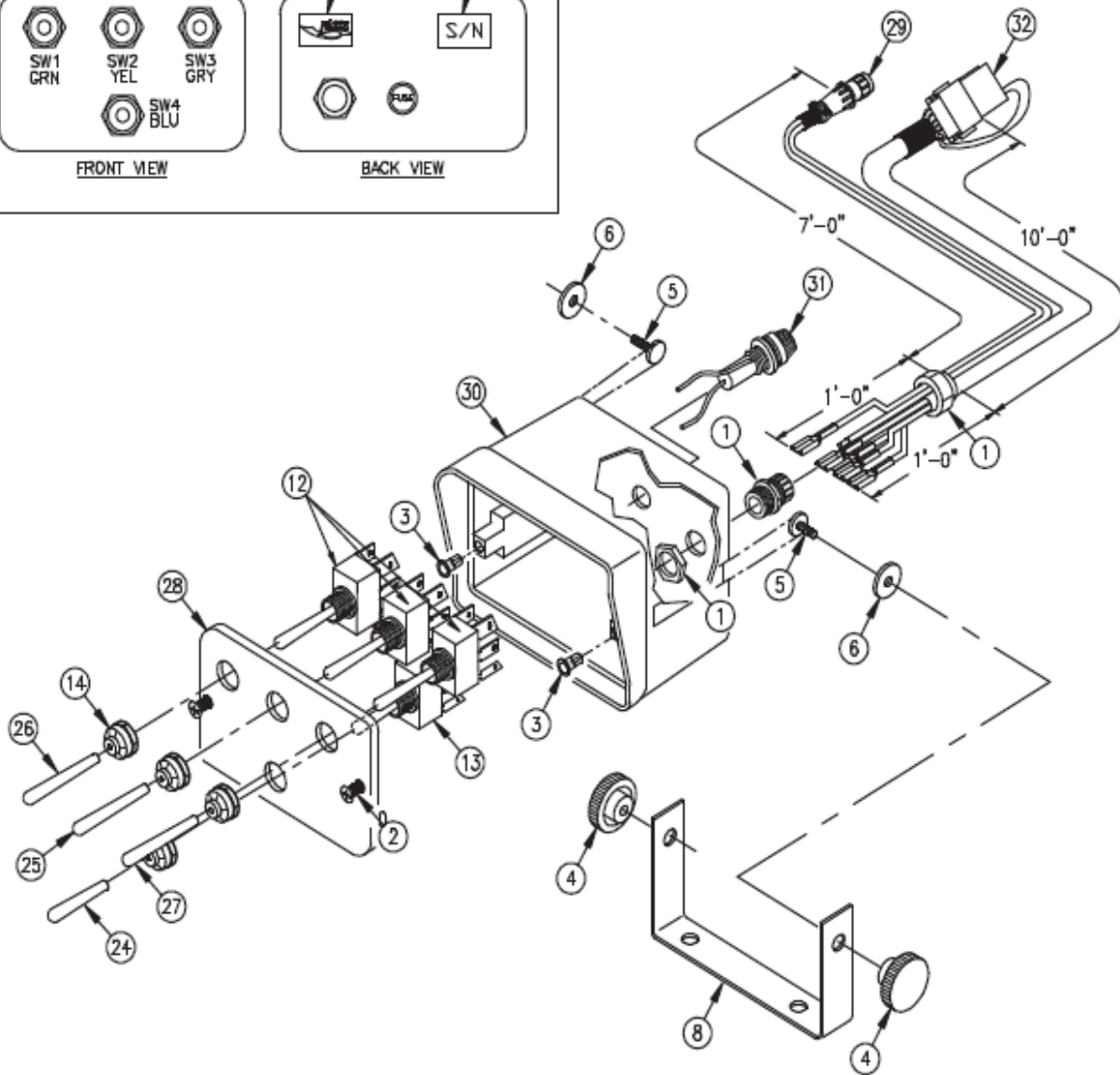
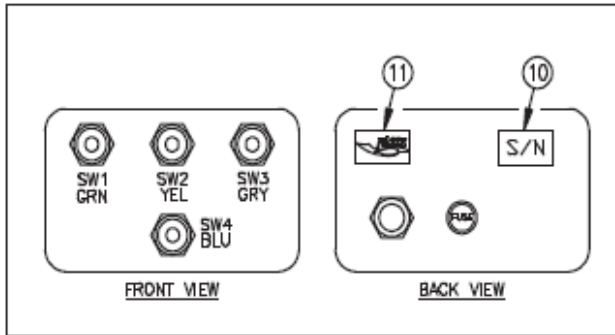
ILLUSTRATED PARTS LIST

Parts List: Fasse Block 12-Pin Electrical Harness

ITEM	VENDOR NO.	QTY.	DESCRIPTION
0	304-143	1	FASSE VALVE HARNESS
1	231-009	3"	SHRINK TUBING .500" BLACK
2	231-011	6"	SHRINK TUBING .750" BLACK DUAL WALL
3	231-013	1"	SHRINK TUBING .250" BLACK DUAL WALL
4	231-187	128"	SHRINK TUBING .187" BLACK
5	252-058	14'	WIRE 18GA BLACK
6	252-064	25'	CABLE 12CONNECTOR 18GA PVC GRAY
7	255-214	1	CONNECTOR DEUTSCH LOCK WEDGE 12 PIN DTR GREEN
8	255-215	1	CONNECTOR DEUTSCH LOCK WEDGE 12 PIN DTP ORANGE
9	255-505	10	CONNECTOR DEUTSCH LOCK WEDGE 2 PIN DTP ORANGE
10	255-755	1	CONNECTOR DEUTSCH DT RCPT 12 PIN KEY A
11	255-756	1	CONNECTOR DEUTSCH DT PLUG 12 PIN KEY A
12	255-801	10	CONNECTOR DEUTSCH DT PLUG 2 PIN
13	255-977	12	CONNECTOR DEUTSCH PIN 16-18GA
14	255-978	22	CONNECTOR DEUTSCH SOCKET 16-18GA
15	255-979	10	CONNECTOR DEUTSCH CAVITY PLUG

FOLD BOX ELECTRICAL

Cab Fold Box



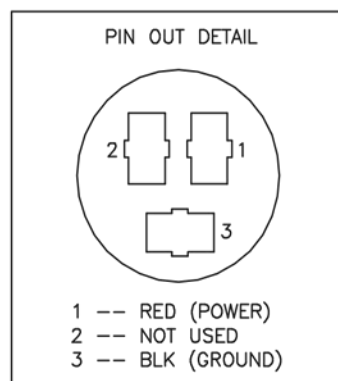



ILLUSTRATED PARTS LIST

Parts List: Cab Fold Box

ITEM	VENDOR NO.	QTY.	DESCRIPTION
0	304-038	-	COMPLETE MONITOR BOX (ITEMS 1-32)
1	210-710	1	STR RLF HEYCO .23 - .53 ID HOLE DIA .886
2	212-184	2	SCREW 6-32 X 3/8 OVAL HD BLK
3	212-202	2	INSERT 6-32 X 3/8 BRASS
4	212-215	2	KNOB 1/4-20 FEMALE
5	212-231	2	SCREW, WELDED 1/4-20 X .500
6	213-335	2	WASHER NYLON .257 X .875 X .060
7	214-002	3	CABLE TIE BLACK
8	219-300	1	BRACKET HOUSING MONITOR
9	230-057	1	BAG POLY CLEAR 14 X 18 2 M IL W/LOGO
10	232-050	2	DECAL S /N S SILVER
11	232-059	1	DECAL GOLD/BLACK 1.5 X .5
12	250-013	3	SW TOG DPDT 3P MOM LONG
13	250-015	1	SW TOG DPDT 2P MOM SHORT
14	250-023	4	SW TOG BOOT OPN GREY
15	252-058	18"	WIRE BLACK 18 GA
16	252-059	24"	WIRE 18 GA BLACK
17	252-060	18"	WIRE 18 GA BLACK
18	252-001	1	DIODE D116A2 6 AMP
19	255-002	10	TRM T-TAP F PO BLUE
20	255-006	5	TRM PO F NON INS 20/18 GA
21	255-070	2	TRM PO MF 14-16 GA
22	255-119	5	TRM PO F INS 16-14 GA
23	255-285	1	TRM SPLICE CLOSED END LARGE
24	259-015	1	SW TOG GRIP V INYL BLUE .187
25	259-022	1	SW TOG GRIP V INYL YELLOW .187
26	259-023	1	SW TOG GRIP V INYL GREEN .187
27	259-027	1	SW TOG GRIP VINYL GREY .187
28	304-037	1	ENCL DRILL FP MONITOR SW4 F00204
29	314-217	1	HARNESS R/B W IRE SERIES 3 P /8
30	319-725	1	ENCL DRILL MNTRBX FH-7/8" STR RLF
31	319-769	1	FUSEHOLDER PM ASSM. 10A /5'
32	320-184	1	HRN 12 CON 16 GA DTP KEY A 12P (12) 11' END CAP

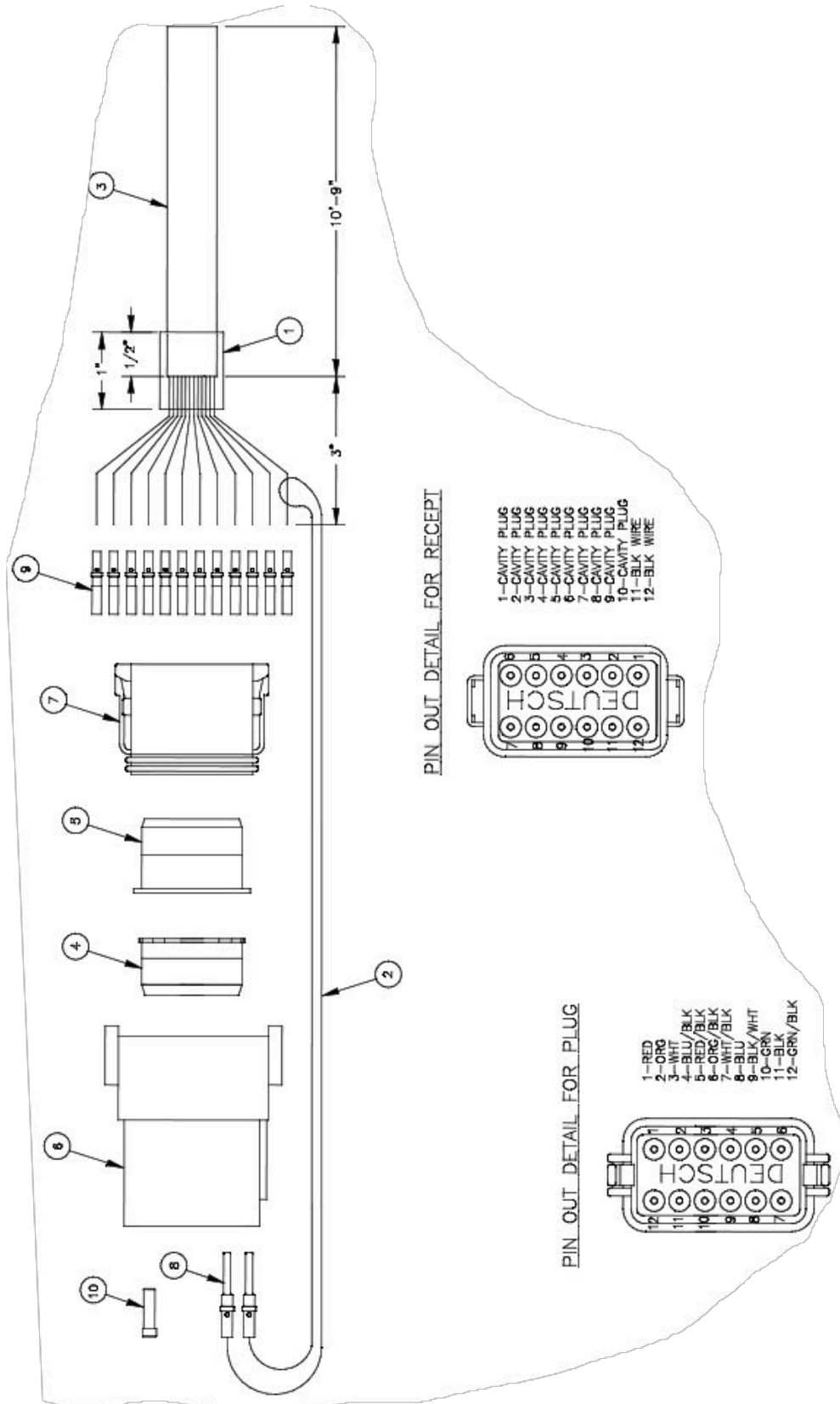
Cab Fold Box Power Harness



Parts List: Cab Fold Box Power Harness

ITEM	VENDOR NO.	QTY.	DESCRIPTION
1	230-250	2"	SHRINK TUBING .250 BLACK
2	252-021	8'	WIRE RED/BLACK 16 GA ZIP
3	255-043	1	CENTER 16 PIN SHELL #17
4	255-233	1	CENTER AMP SOCKET
5	255-549	1	CENTER SERIES 3 17-3 PLUG

Cab Fold Box Electrical Harness





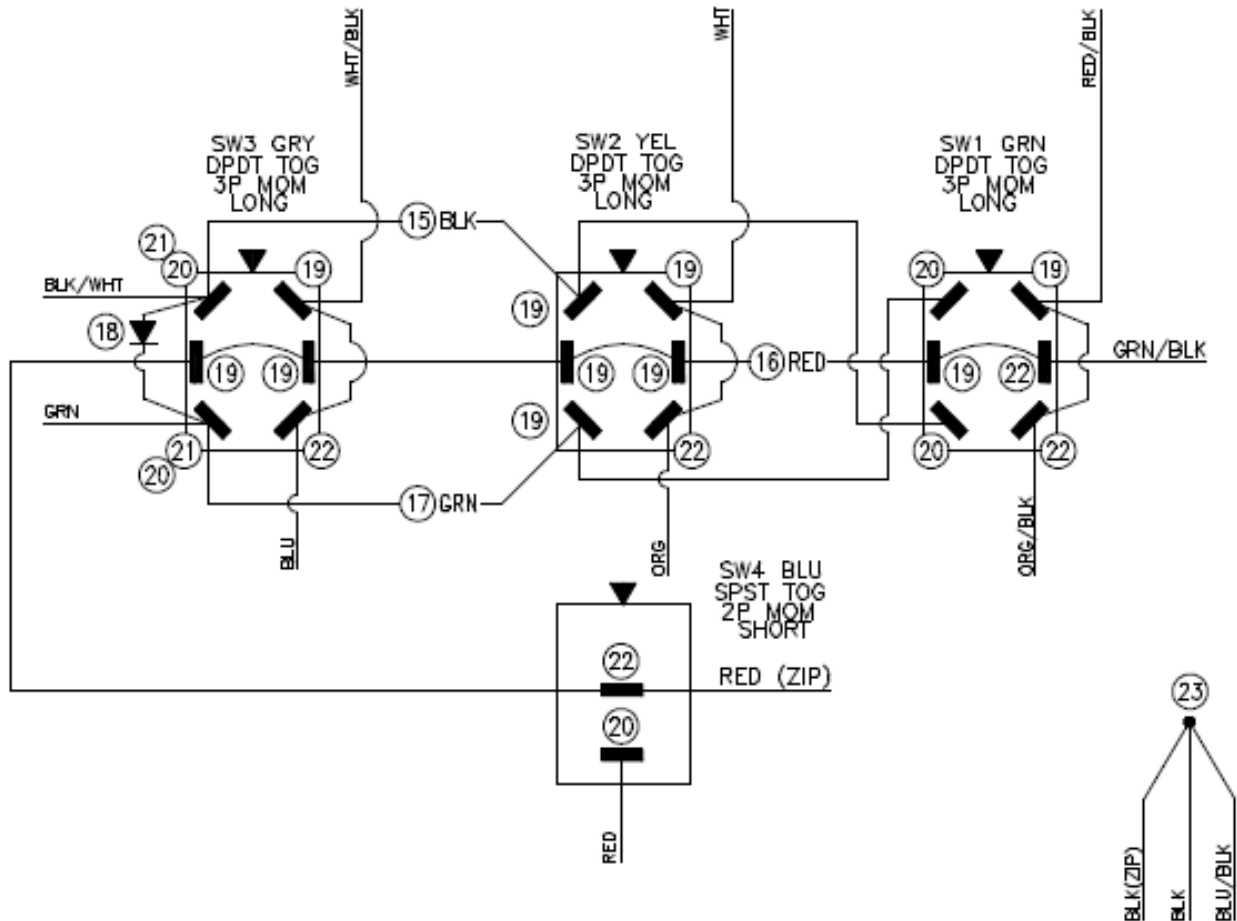
ILLUSTRATED PARTS LIST

Parts List: Cab Fold Box Electrical Harness

ITEM	VENDOR NO.	QTY.	DESCRIPTION
0	320-184	1	COMPLETE HARNESS (ITEMS 1-10)
1	231-009	1"	SHRINK TUBING .500" BLACK
2	252-058	12"	WIRE 18GA BLACK
3	252-064	11'	CABLE 12CONNECTOR 18GA PVC GRAY
4	255-214	1	CONNECTOR DEUTSCH LOCK WEDGE 12 PIN DTR GREEN
5	255-215	1	CONNECTOR DEUTSCH LOCK WEDGE 12 PIN DTP ORANGE
6	255-755	1	CONNECTOR DEUTSCH DT RCPT 12 PIN KEY A
7	255-756	1	DT PLUG 12P KEY A
8	255-977	2	PIN 16-18GA
9	255-978	12	SOCKET 16/18GA
10	255-979	10	CAVITY PLUG

Cab Fold Box Electrical Wiring Diagram

▲ = NOTCH LOCATION



Parts List: Cab Fold Box Electrical Wiring Diagram


ITEM	VENDOR NO.	QTY.	DESCRIPTION
15	252-058	18"	WIRE BLACK 18 GA
16	252-059	24"	WIRE 18 GA BLACK
17	252-060	18"	WIRE 18 GA BLACK
18	252-001	1	DIADE D116A2 6 AMP
19	255-002	10	TRM T-TAP F PO BLUE
20	255-006	5	TRM PO F NON INS 20/18 GA
21	255-070	2	TRM PO MF 14-16 GA
22	255-119	5	TRM PO F INS 16-14 GA
23	255-285	1	TRM SPLICE CLOSED END LARGE

Cab Fold Box Operation & Pinout

Pinout Table - A Series Fold Block (Correlates to Fasse 304-141 and 303-228, FAST p/n 630051)		700-0804-4004	
Switch No.	Switch Positions	Signal Wires	Pin-Out Location
1 - Green	Up	Red, Red/Black, Orange/Black, Green	1, 5, 6, 10
	Center	Off	-----
	Down	Red, Red/Black, Orange/Black, Green, Black/White	1, 5, 6, 10, 3
2 - Yellow	Up	White, Orange	3, 2
	Center	Off	-----
	Down	White, Orange, Black/White	3, 2, 9
3 - Grey	Up	Blue, White/Black	8, 7
	Center	Off	-----
	Down	Blue, White/Black, Black/White	8, 7, 9

Hydraulic Valve Circuit	Pressure Port	Function
C5, C7	C1, C3	Main Wings - Transport Off
C3	C7	Main Wings - Field
C6	C2	Latches - Transport Off
C2	C6	Latches - Field
C8	C4	Flip Wings - Transport Off
C4	C8	Flip Wings - Field

Ground Wires	
Black	11
Blue/Black	4
Constant Power	
Green/Black	12





ILLUSTRATED PARTS LIST

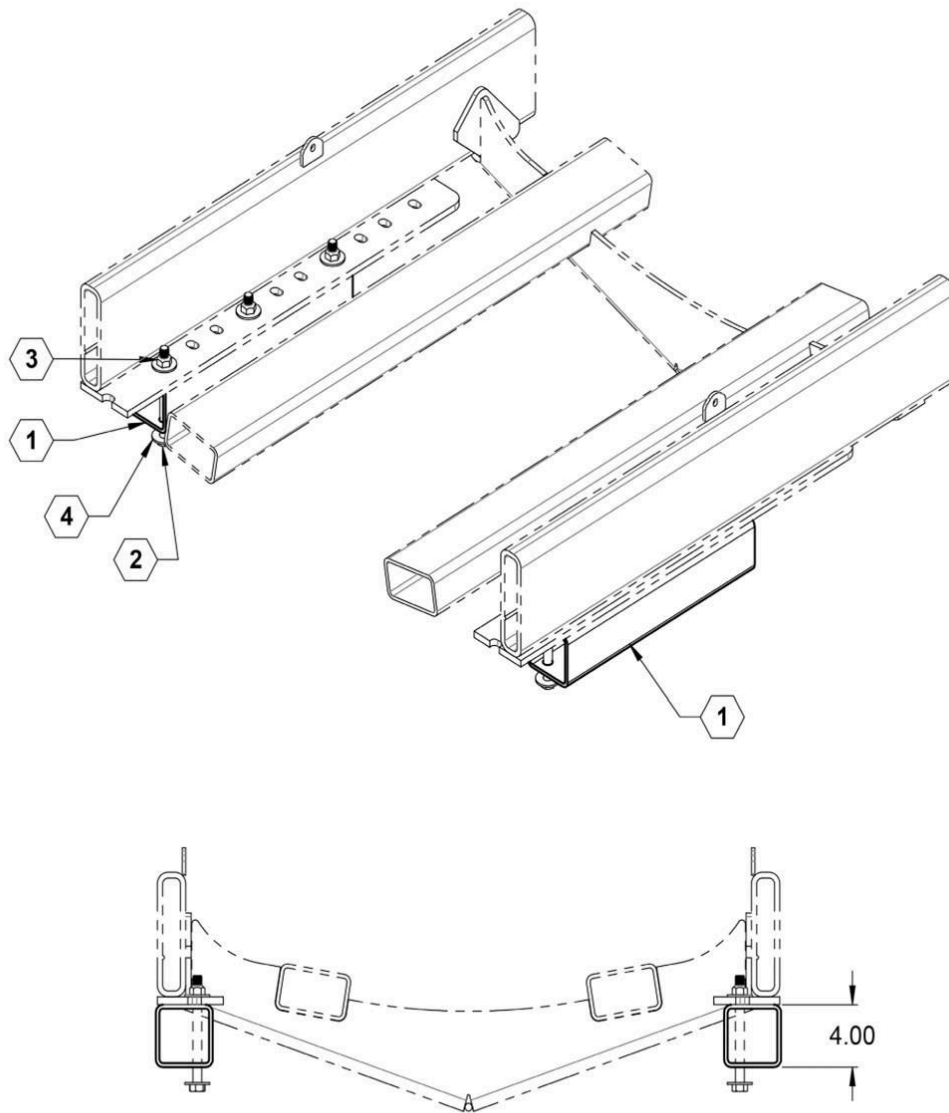
Parts List: Cab Fold Box Operation & Pinout

ITEM	VENDOR NO.	QTY.	DESCRIPTION
1	610024	3	JIC #8 90 DEG
2	610053	2	JIC #8 SWIVEL RUN TEE
3	610083	2	FITTING #8 ORB X #8 JICF
4	610097	1	#8 JIC TO #8 O-RING 90
5	630041	1	MANIFOLD, HYDRAULIC DOWN PRESSURE
5	PRH121K20	1	PRESSURE REDUCING VALVE
5	CVH103P	1	CHECK VALVE C10
5	11441-015	1	.015 ORIFICE
6	790052	1	PRESSURE GAUGE, 3000 PSI
7	596133M	2	BOLT, HH 3/8 X 3-1/2 GR5 MAGNI
8	596258M	2	WASHER, FLAT 3/8 MAGNI
9	596237M	2	NUT, CENTERLOCK 3/8-16 MAGNI
10	26813	1	PLATE, HOSE HOLD DOWN
11	596130M	1	BOLT, HH 3/8-16 X 2 GR5 MAGNI

TRAILER AXLES, TIRES, & TRACKS

Axle Spacer 4"

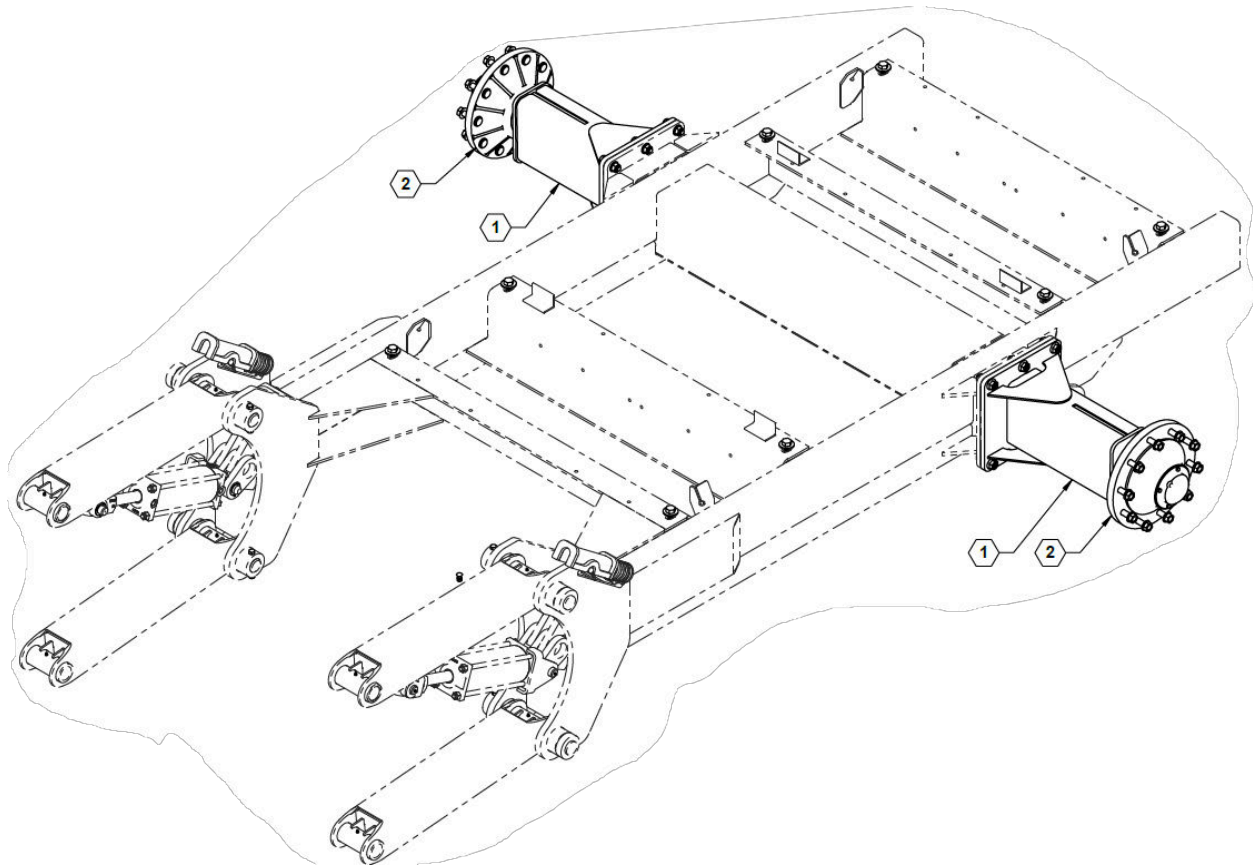
NOTE:
1. MOUNTS BETWEEN AXLE WELDMENT AND FRAME



Parts List 26756: Axle Spacer 4"

ITEM	PART NO.	QTY.	DESCRIPTION
1	16457	2	TUBE, 4" AXLE RISER
2	596174M	6	BOLT, HH 5/8-11 X 7 G5 MAGNI
3	596243M	6	NUT, TOPLOCK 5/8-11 G8 MAGNI
4	596261M	12	WASHER, FLAT 5/8 MAGNI

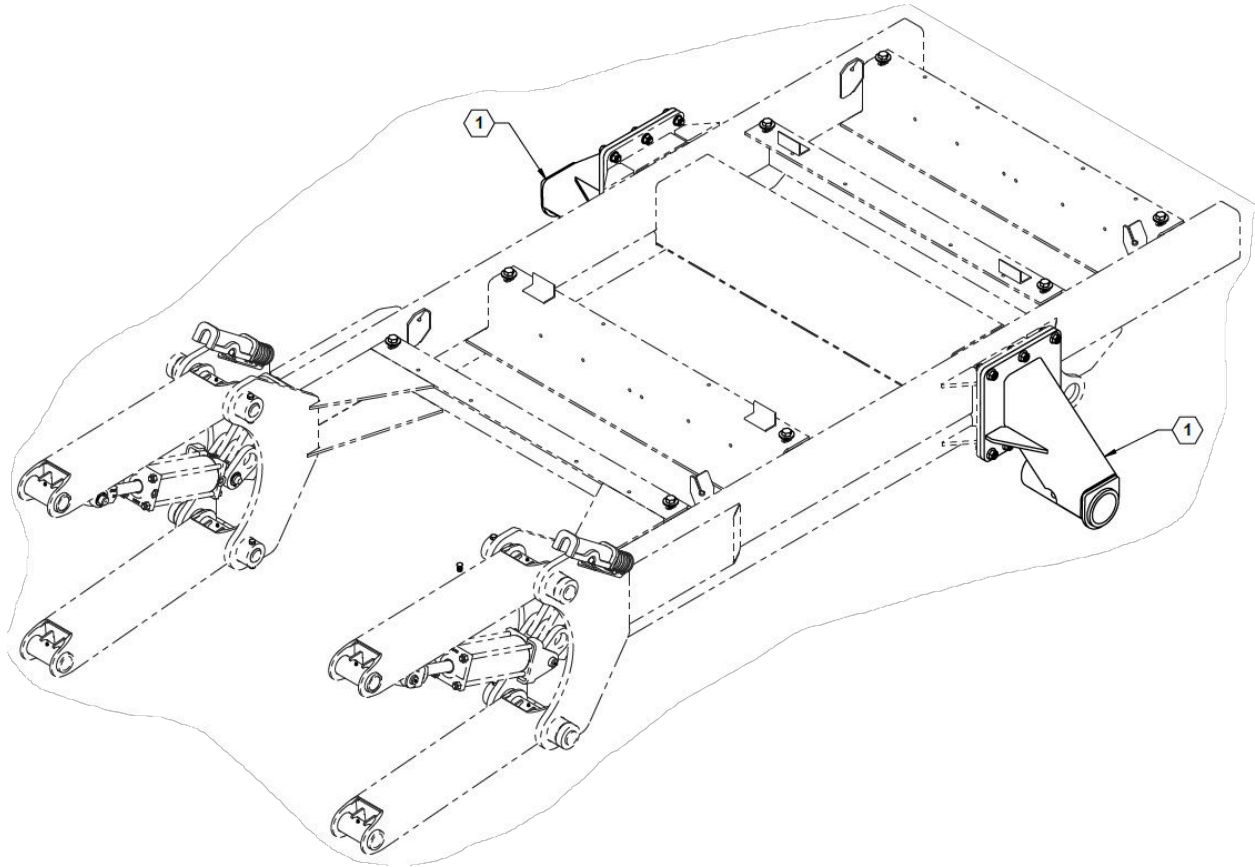
Rigid Axle for Singles



Parts List 35037: Rigid Axle for Singles

ITEM	PART NO.	QTY.	DESCRIPTION
1	35020	2	WLDMNT, 480 AXLE
2	730086	2	HUB COMPLETE Q981 25K BIG 10 B

Rigid Axle for Tracks



Parts List 35215: Rigid Axle for Tracks

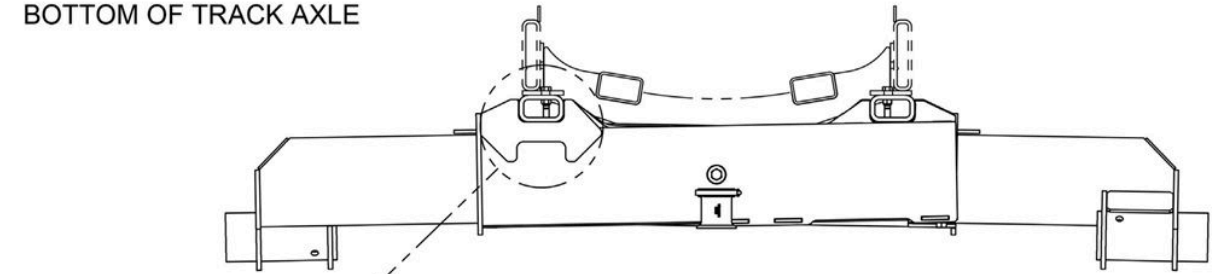
ITEM	PART NO.	QTY.	DESCRIPTION
1	35216	2	WLDMNT, TRACK AXLE



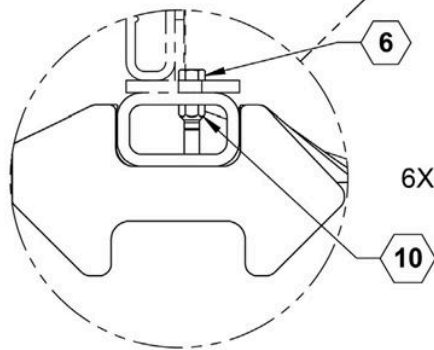
Adjustable Track Axle, 80" -132"

NOTES:

1. BOLTS TO BE INSTALLED IN ORIENTATION SHOWN
2. BOLTS TO BE TIGHTENED WITH 1/2" IMPACT
3. ADD 3" FLANGE COUPLING TO BOTTOM OF SUMP ON TANK ABOVE THE 3" FLANGE SWEEP MANIFOLD TO CLEAR THE BOTTOM OF TRACK AXLE

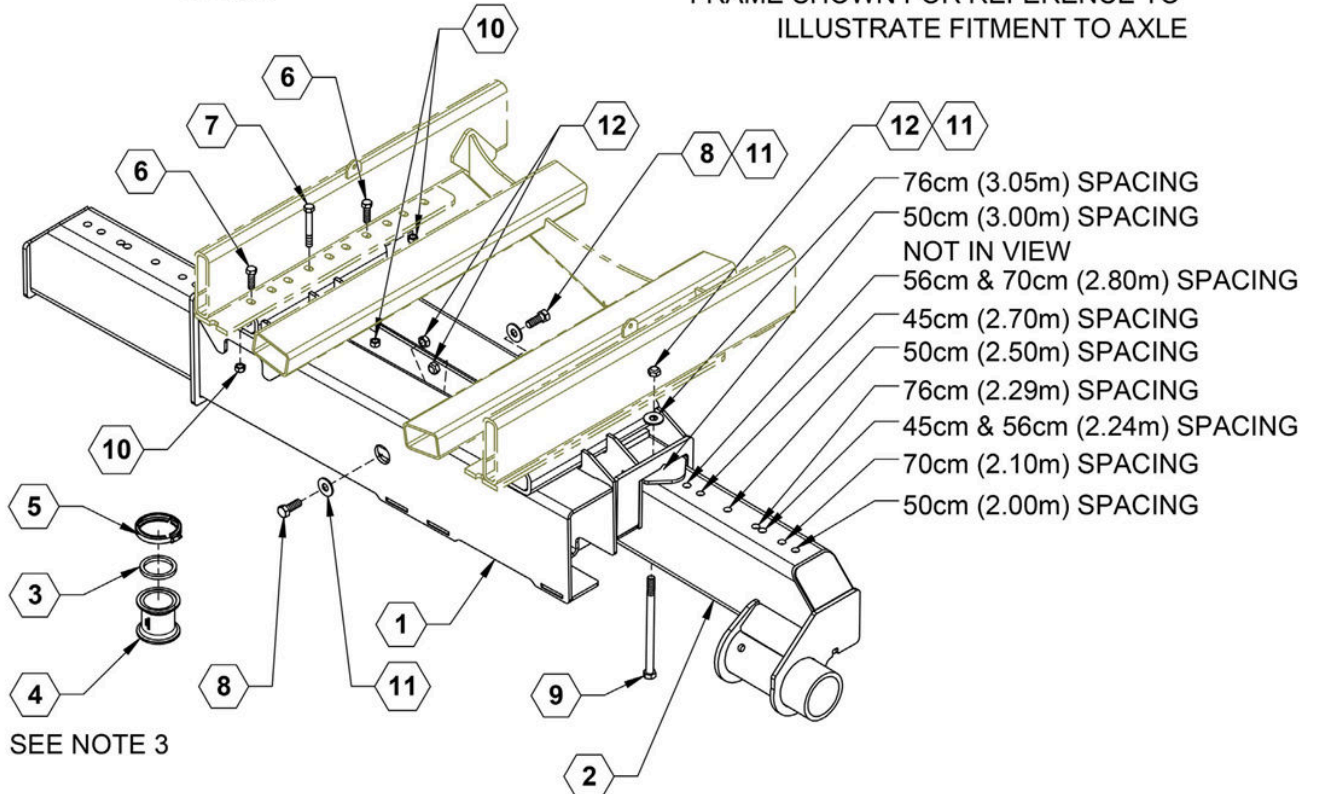


FRONT VIEW



6X TORQUE TO 110 FT-LBS

FRAME SHOWN FOR REFERENCE TO ILLUSTRATE FITMENT TO AXLE



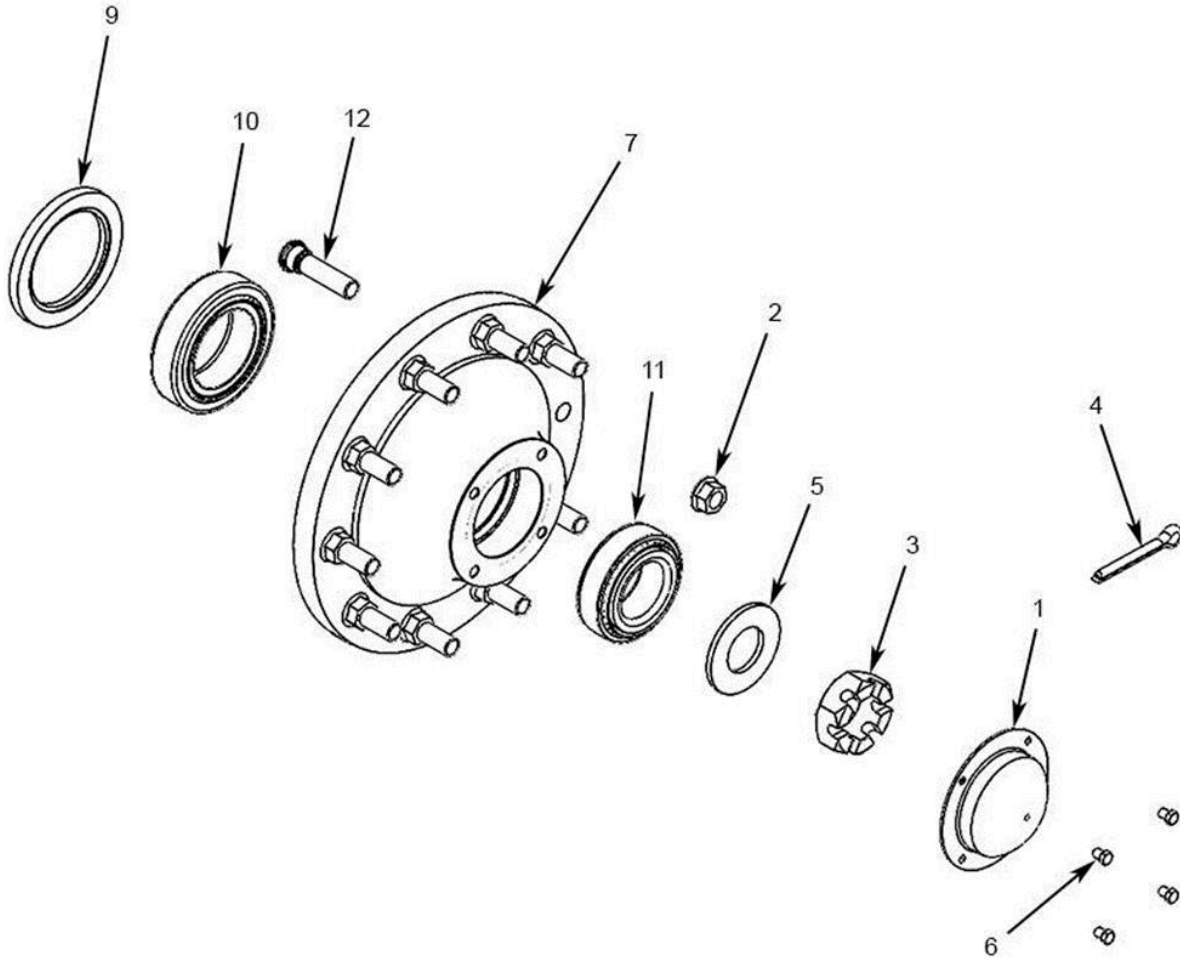


ILLUSTRATED PARTS LIST

Parts List 26742: Adjustable Track Axle, 80"-132"

ITEM	PART NO.	QTY.	DESCRIPTION
1	23955	1	AXLE RECEIVER
2	23958	2	ADJUSTABLE TRACK AXLE, 80" - 132"
2	26312	2	ADJUSTABLE TRACK AXLE, 84" - 144"
2	27948	2	ADJUSTABLE TRACK AXLE, 45-76cm
3	530024	1	GASKET, 3" EPDM
4	530443	1	FLANGE COUPLING 3"
5	540003	1	CLAMP, WORM SCREW 3"
6	596170M	4	BOLT, HH 5/8-11X2 GR5 MAGNI
7	596177M	2	BOLT, HH 5/8-11X4.5 GR5 MAGNI
8	596184M	2	BOLT, HH 3/4X2 GR5 MAGNI
9	596210M	2	BOLT, HH 3/4-10 X 12 GR5 MAGNI
10	596243M	6	NUT, TOPLOCK 5/8-11 G8 MAGNI
11	596259M	4	WASHER, FLAT 3/4 MAGNI
12	596626M	4	NUT, TOPLOCK 3/4-10 G5 MAGNI
13	800259	1	DECAL, CAUTION - TRACK FIRE

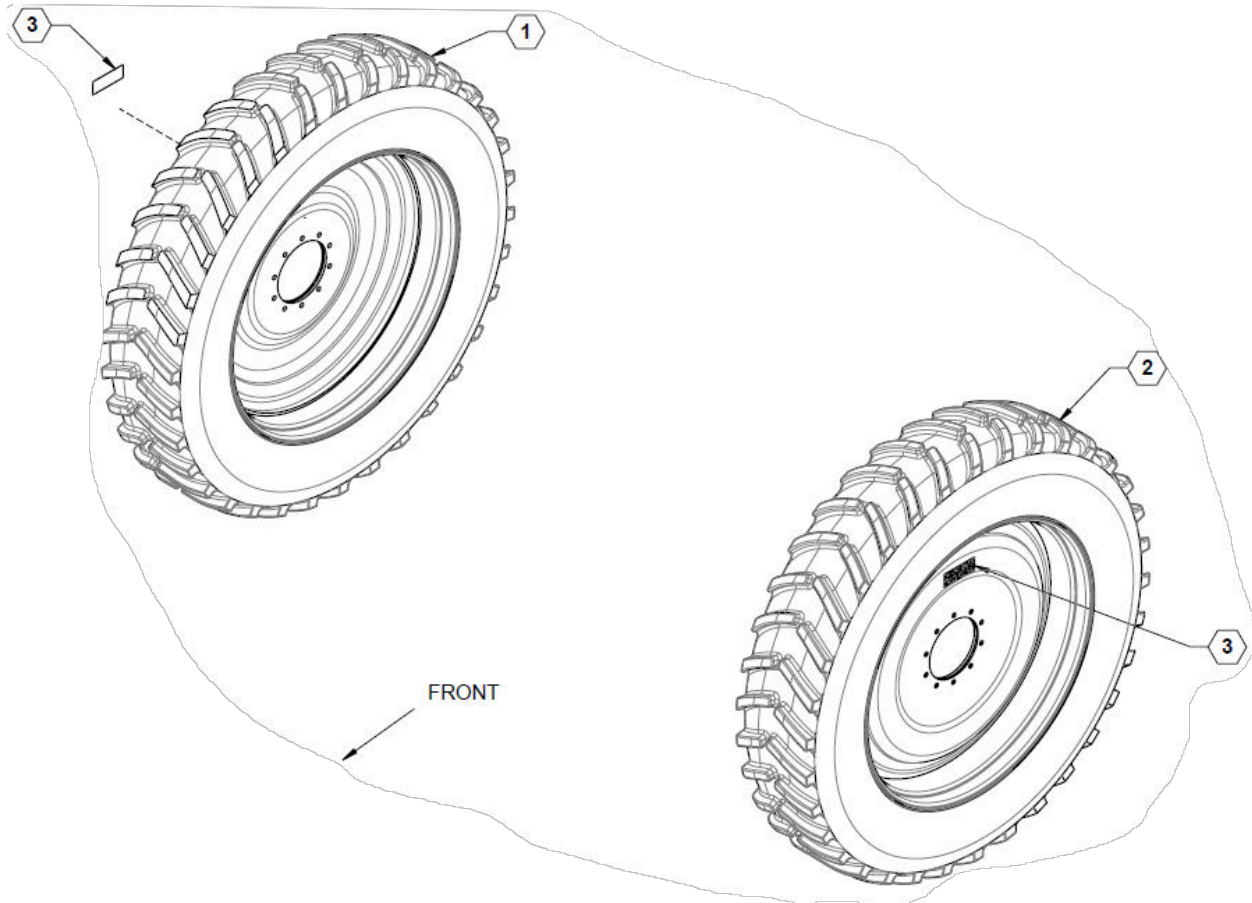
Hub Assembly, 25k, 10-Bolt Q981



Parts List 730086: Hub Assembly, 25k, 10-Bolt Q981

ITEM	PART NO.	QTY.	DESCRIPTION
	730086	1	Q981 25K HUB ASSEMBLY COMPLETE
1	730039	1	HUB CAP
2	730051	10	LUG NUT
3	730056	1	CASTLE NUT
4	730042	1	COTTER PIN
5	730040	1	WASHER
6	730017	4	BOLT
7	730029	1	HUB
8	730061	1	PLATE
9	730041	1	SEAL
10	730043	1	INNER BEARING
11	730037	1	OUTER BEARING
12	5410216	10	WHEEL STUD

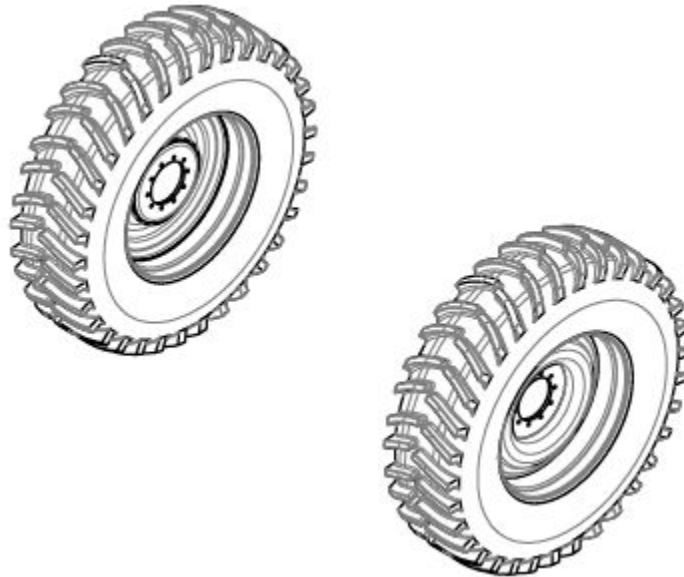
480/80R50 Singles



Parts List 26749: 480/80R50 Singles

ITEM	PART NO.	QTY.	DESCRIPTION
1	700174	1	WHL, 480/80R50 176A8 RH YLW
	700176		WHL, 480/80R50 176A8 RH SLVR
2	700175	1	WHL, 480/80R50 176A8 LH YLW
	700177		WHL, 480/80R50 176A8 LH SLVR
3	800253	2	DECAL, WHL LUG NUT TORQ

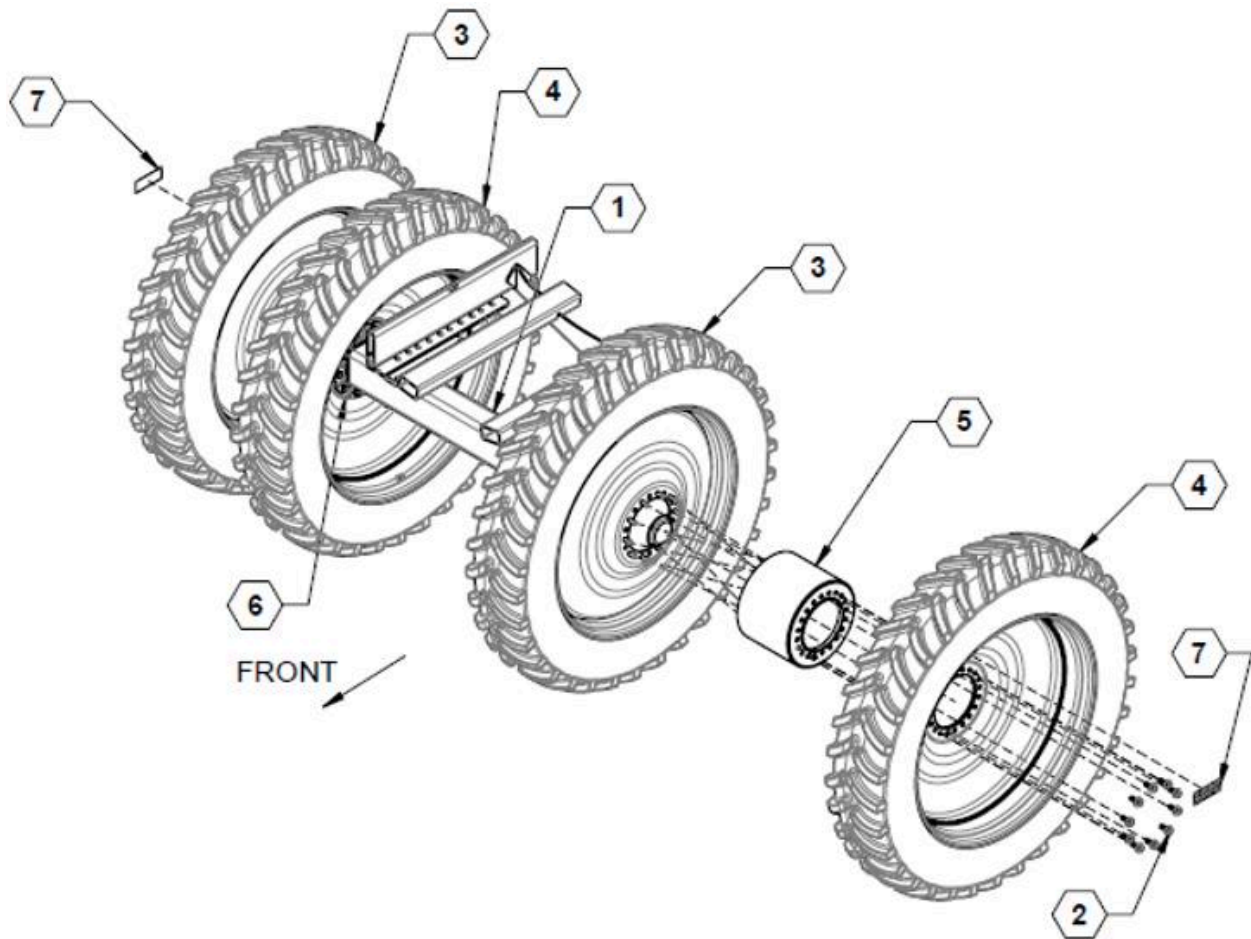
580/85R42 Singles



Parts List 35684/35685: 580/85R42 Singles

ITEM	PART NO.	QTY.	DESCRIPTION
1	700216	1	WHL, 580/85R42 LR183 LH YLW
	700218		WHL, 580/85R42 LR183 LH SLVR
2	700217	1	WHL, 580/85R42 LR183 RH YLW
	700219		WHL, 580/85R42 LR183 RH SLVR

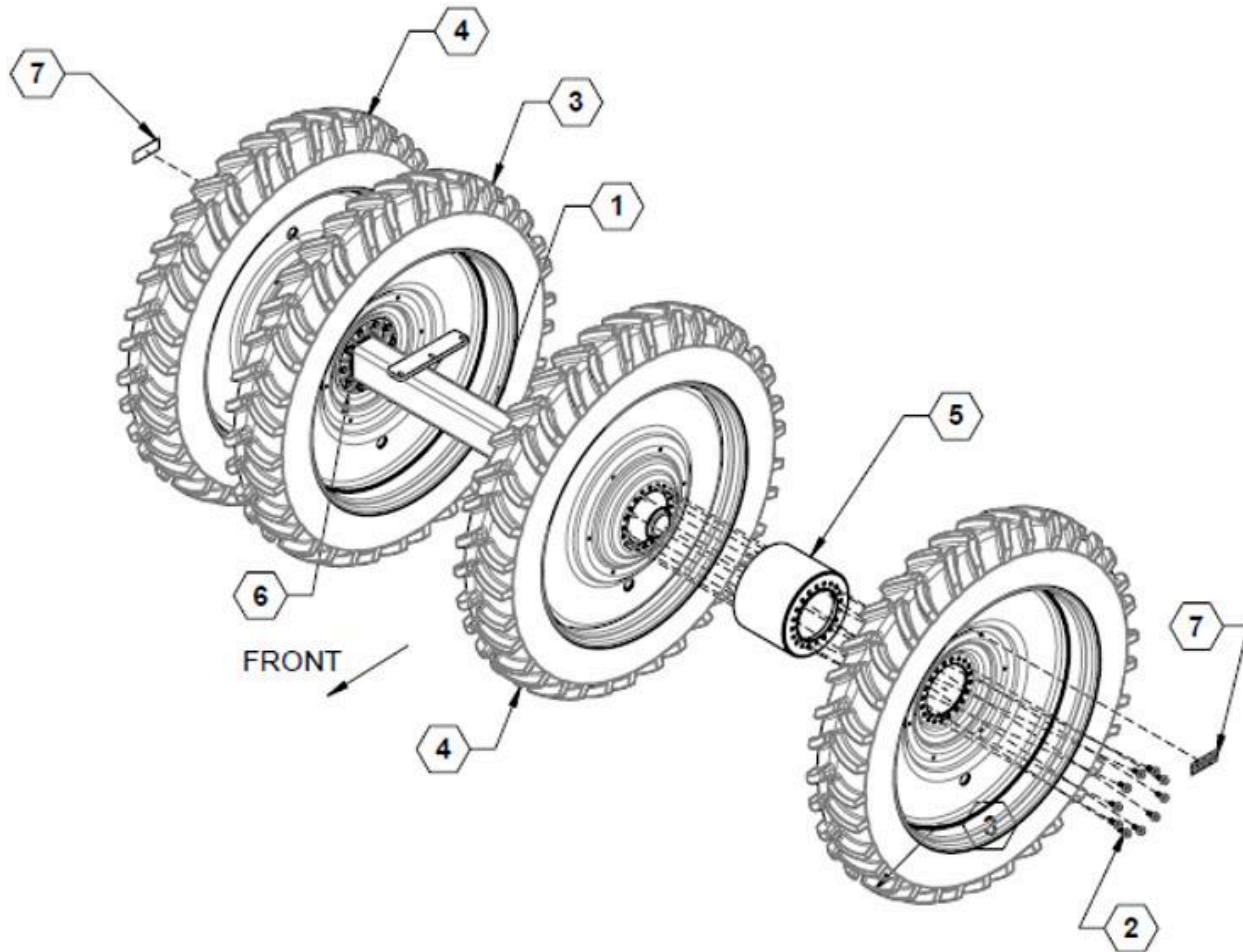
380/90R46 Duals



Parts List 26750/26877: 380/90R46 Duals

ITEM	PART NO.	QTY.	DESCRIPTION
1	10917	1	AXLE, SPACER DUAL
2	590258	20	BOLT 3/4-16 X 1-1/2 YZ
3	700135	2	TIRE L 380/90R46 DUAL YW 20H
	700140		TIRE L 380/90R46 DUAL SL 20H
4	700136	2	TIRE R 380/90R46 DUAL YW 20H
	700139		TIRE R 380/90R46 DUAL SL 20H
5	710030	2	SPACER, DUAL, 13 3/4"
6	730029	2	Q881 HUB PACKAGE W-LONG STUDS
7	800253	2	DECAL, WHL LUG NUT TORQ


380/90R54 Duals



Parts List 26751/26878: 380/90R54 Duals

ITEM	PART NO.	QTY.	DESCRIPTION
1	10917	1	AXLE, SPACER DUAL
2	590258	20	BOLT 3/4-16 X 1-1/2 YZ
3	700138	2	TIRE/WHEEL R 380/90R54 DUAL 20 H
	700141		TIRE/WHEEL R 380/90R54 DUAL SL 20 H
4	700137	2	TIRE/WHEEL L 380/90R54 DUAL 20 H
	700142		TIRE/WHEEL L 380/90R54 DUAL SL 20 H
5	710030	2	SPACER, DUAL, 13 3/4"
6	730029	2	Q881 HUB PACKAGE W-LONG STUDS
7	800253	2	DECAL, WHL LUG NUT TORQ

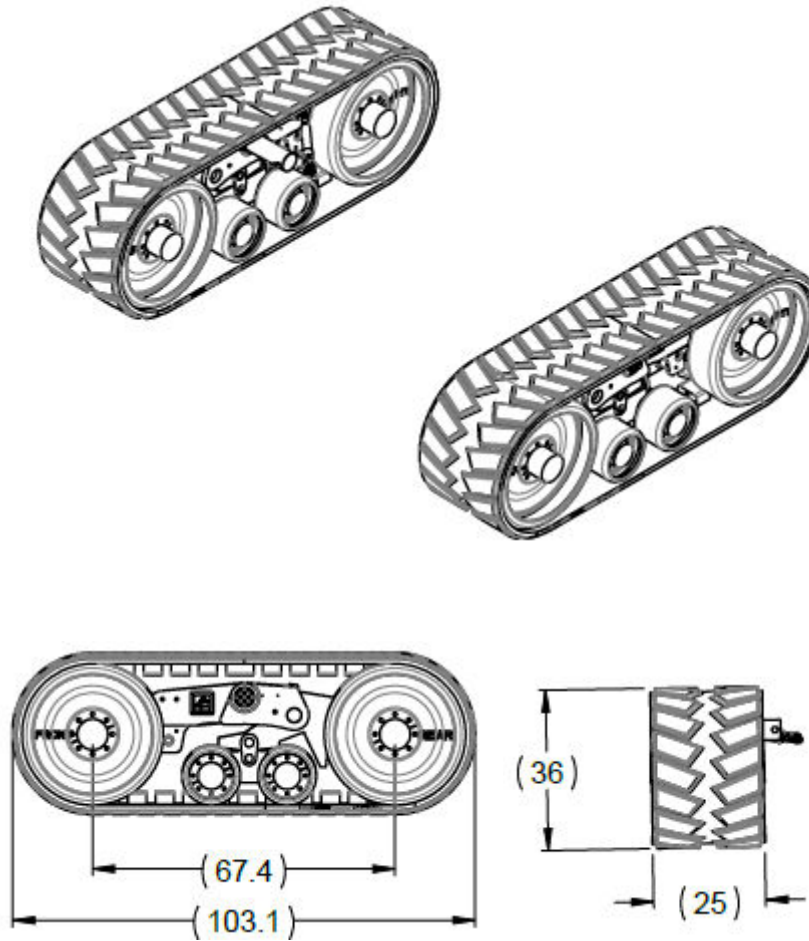
18" Camso Tracks



Parts List 700212: 18" Camso Tracks

ITEM	PART NO.	QTY.	DESCRIPTION
-	45-1816YL2-0077	1	CAMSO TTS 18", YELLOW

25" Camso Tracks



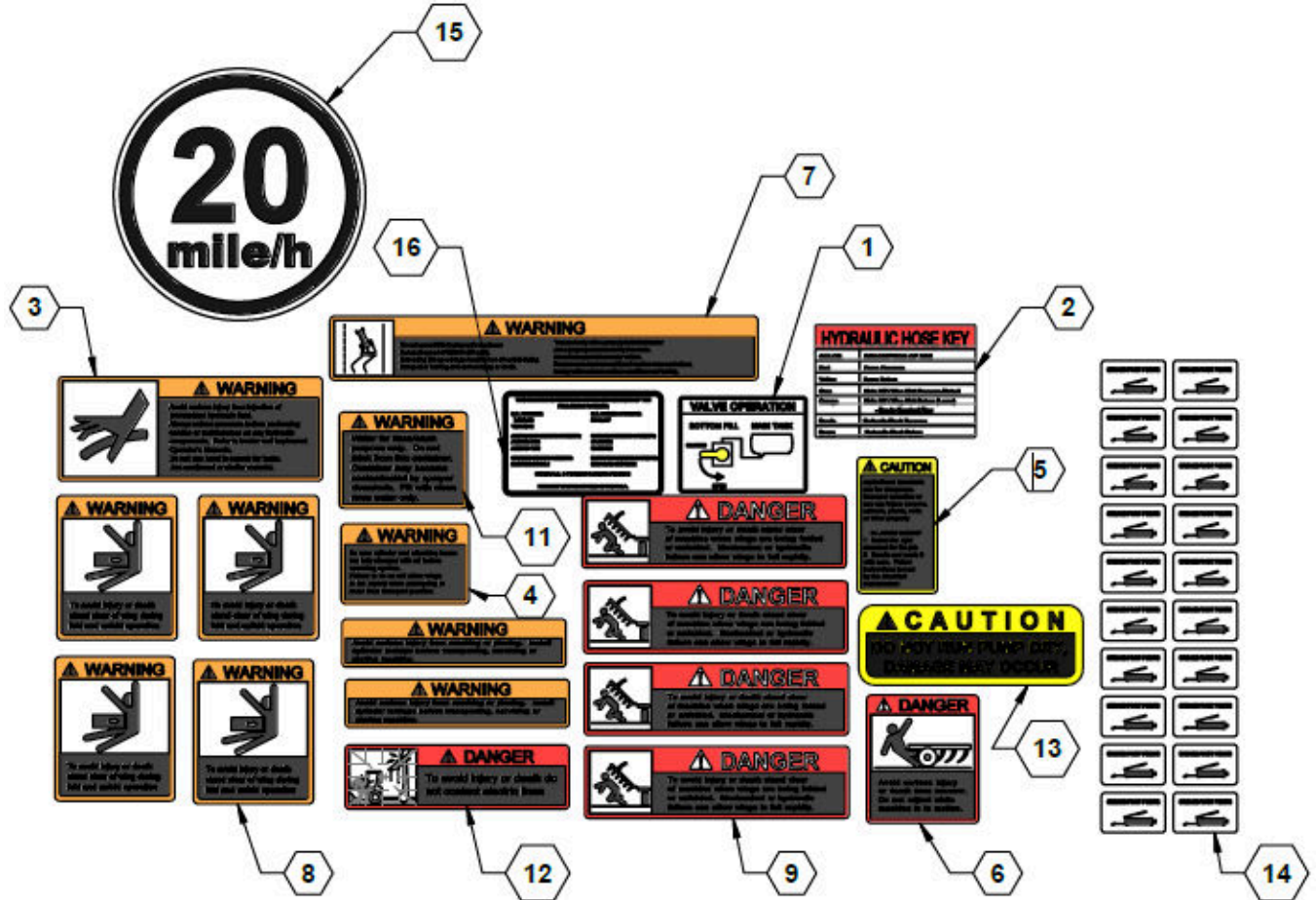
Parts List 700211: 25" Camso Tracks

ITEM	PART NO.	QTY.	DESCRIPTION
-	TTS70-2517GY1-0063	1	CAMSO, TTS 70 25" TRACKS



LIGHTS, DECALS, & TAGS

Standard Decals



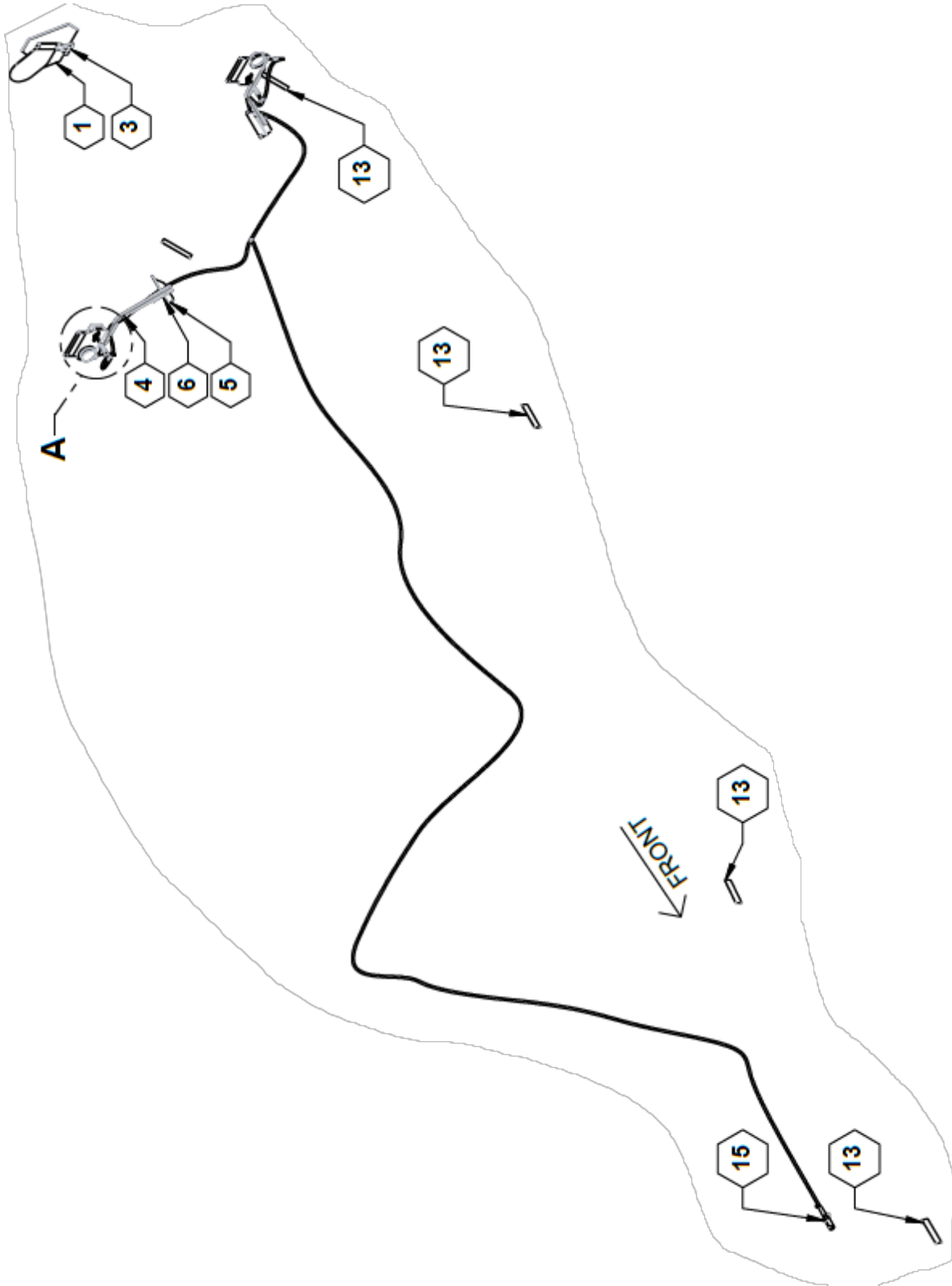


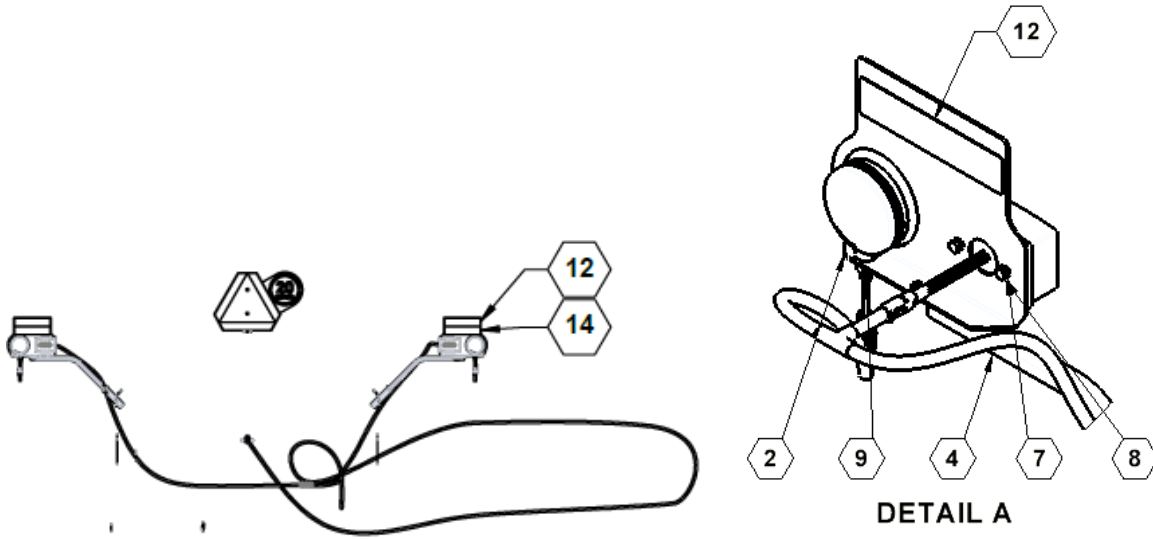
ILLUSTRATED PARTS LIST

Parts List 35746: Standard Decals

ITEM	PART NO.	QTY.	DESCRIPTION
1	800017	1	DECAL, MAIN TANK VALVE OPERATION
2	800087	1	DECAL, HOSE KEY
3	800098	1	DECAL, WARNING-HYDRAULIC FLUID
4	800099	1	DECAL, WARNING-CHARGE WITH OIL
5	800101	1	DECAL, CAUTION-AG CHEMICAL
6	800103	1	DECAL, DANGER-RUNOVER
7	800104	1	DECAL, WARNING-DO NOT SPEED
8	800105	4	DECAL, WARNING-STAND CLEAR
9	800106	4	DECAL, DANGER-STAND CLEAR
10	800107	2	DECAL, WARNING-AVOID CRUSHING
11	800108	1	DECAL, WARNING-RINSE TANK
12	800112	1	DECAL, DANGER, ELECTRIC LINES
13	800282	1	DECAL, DO NOT RUN PUMP DRY. ENGLISH
14	800287	20	DECAL, GREASE PIVOT POINTS
15	800306	1	DECAL, SIS, 20 mile/h
16	800338	1	DECAL, FAST PATENTS

Frame Lighting & Marking

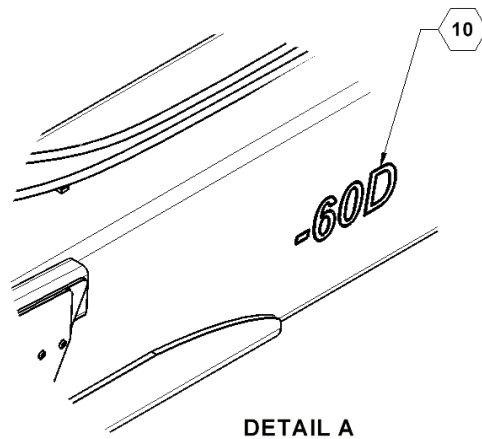
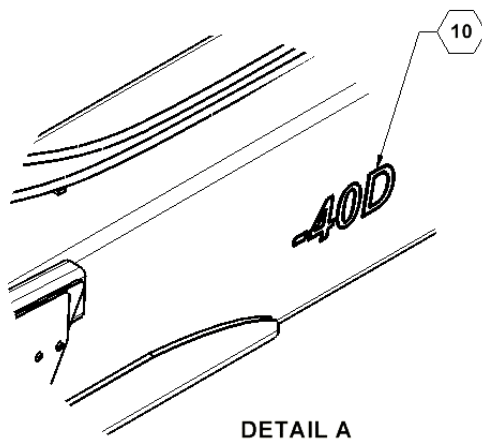
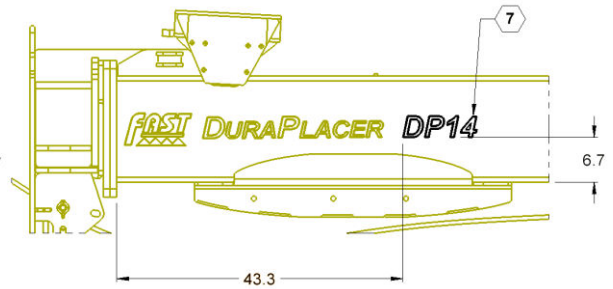
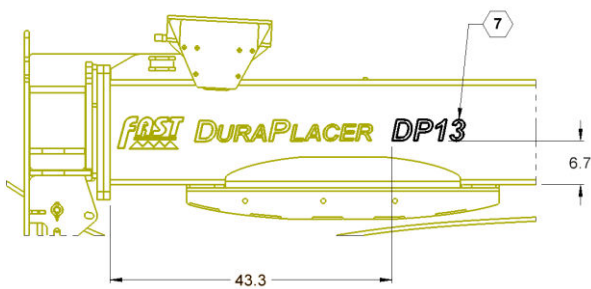
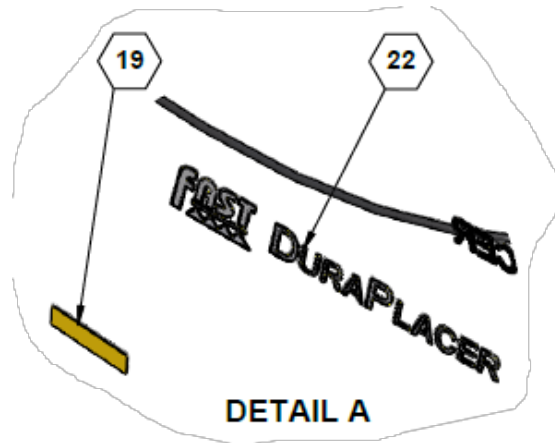


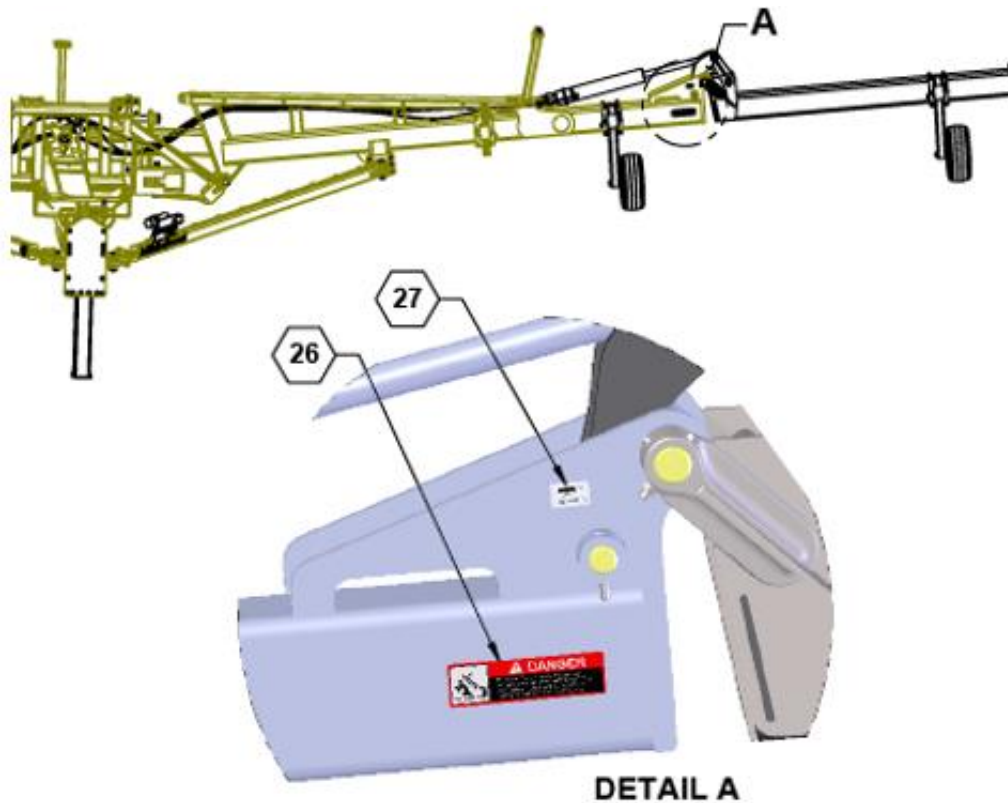


Parts List 35038: Frame Lighting & Marking

ITEM	PART NO.	QTY.	DESCRIPTION
1	90SASMV	1	SMV ASSEMBLY
2	35025	2	PLATE, BRAKE SIGNAL LIGHT
3	35042	1	WLDMNT, SMV BOLT ON
4	35046	2	WLDMNT, LIGHT ARM
5	35048	2	WLDMNT, LIGHT MOUNT
6	596128M	1	BOLT, HH 3/8-16 X 1 GR5 MAGNI
7	596249M	4	LOCKWASHER 5/16 MAGNI
8	596737M	4	BOLT, HH 8-1.25 X 20MM 8.8 MAGNI
9	740024	2	LIGHT, AMBER WARNING
10	740025	2	TAILLIGHT, RED
11	740061	1	HARNESS, BANDER LIGHT
12	800109	2	DECAL, RED REFLECTOR
13	800110	7	DECAL, AMBER, REFLECTOR
14	800111	2	DECAL, NON-REFLECTIVE, ORANGE
15	740061	1	HARNESS, BANDER LIGHT

Toolbar Decals

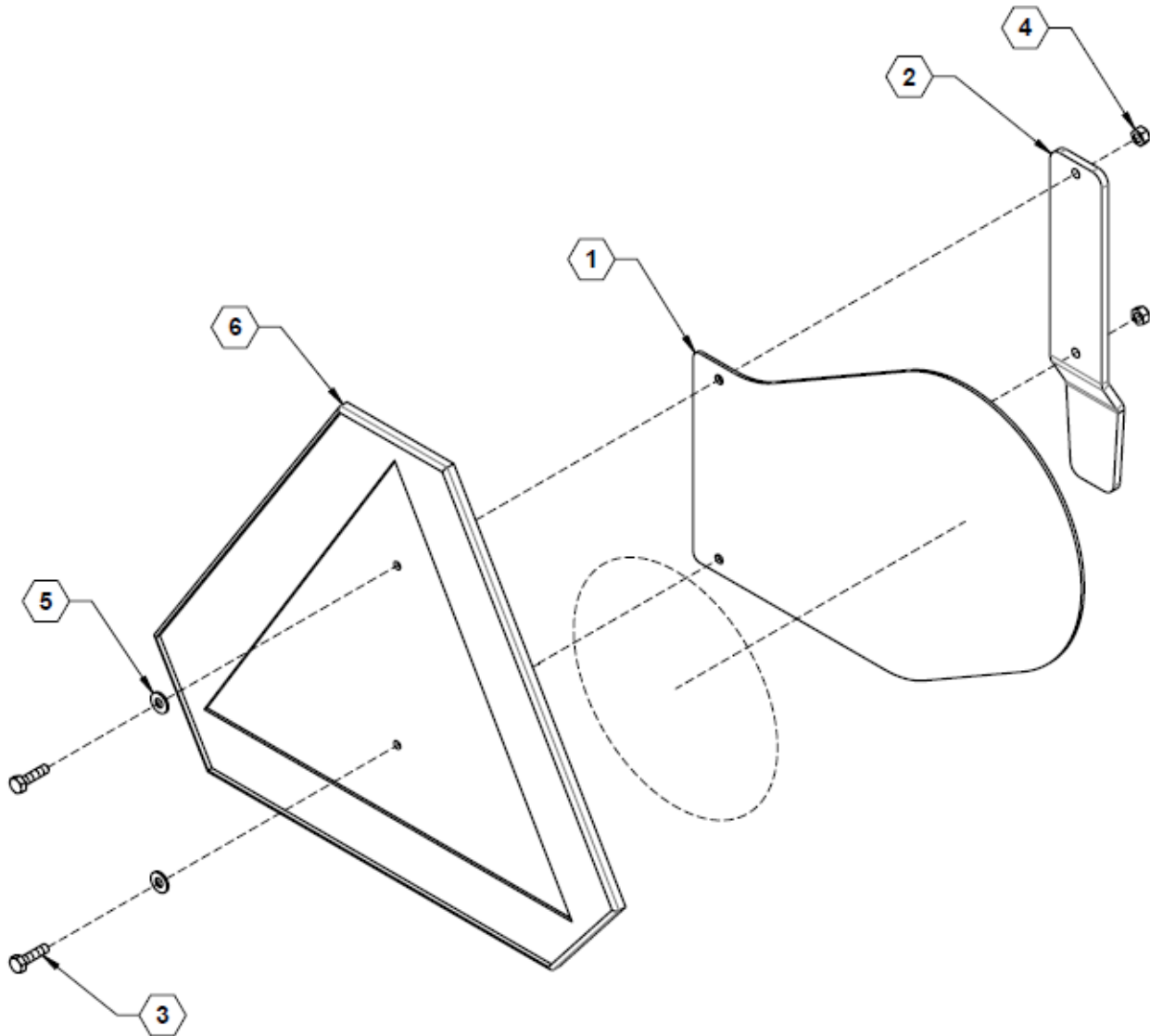




Parts List 35315, 35580, 35702, 35703: Toolbar Decals

ITEM	PART NO.	QTY.	DESCRIPTION
7	800369	2	(9 Ton) DECAL, DP9
	800366		(13 Ton) DECAL, DP13
	800367		(14 Ton) DECAL, DP14
10	800362	2	(40') DECAL, 40D
	800363		(60') DECAL, 60D
19	800110	2	DECAL, AMBER, REFLECTOR
22	800354	2	DECAL, FAST DuraPlacer
26	800106	4	(60') DECAL, DANGER-STAND CLEAR
27	800287	4	(60') DECAL, GREASE PIVOT POINTS


Slow-Moving-Vehicle Sign Assembly



Parts List 90SASMVWOSIS: Slow-Moving-Vehicle Sign Assembly

ITEM	PART NO.	QTY.	DESCRIPTION
1	28251	1	PLATE, SIS MOUNT
2	28252	1	PLATE, SMV MOUNT
3	596102M	2	BOLT, HH 1/4-20 X 1 GR5 MAGNI
4	596227M	2	NUT, HEX NYLOCK 1/4-20 MAGNI
5	596256M	2	WASHER, FLAT 1/4 USS MAGNI
6	790017	1	SIGN, SMV PLASTIC MOLDED

Speed Decal



Parts List: Speed Decal

ITEM	PART NO.	QTY.	DESCRIPTION
1	35832	1	OPTION, 20 MILE/H DECAL
	35833	1	OPTION, 30 KM/H DECAL



Fast Ag Solutions
4130 Commerce Boulevard
Windom, MN 56101

1-800-772-9279 Toll Free

1-507-427-3861 Voice

1-507-427-3030 Fax

<https://fastagsolutions.com/>