



A10 / A13 / A18 / A24 – 30' / 40'
LIQUID FERTILIZER APPLICATOR
PARTS MANUAL







Limited Warranty

Fast Ag Solutions warrants to the buyer that the new machinery is free from defects in material and workmanship.

This warranty is only effective as to any new machinery which has not been altered, changed, repaired or treated since its delivery to the buyer, other than by Fast Ag Solutions or its authorized dealers or employees, and does not apply to accessories, attachments, tools or parts, sold or operated with the new machinery, if they have not been manufactured by Fast Ag Solutions.

Fast Ag Solutions shall only be liable for defects in the materials or workmanship attributable to faulty material or bad workmanship that can be proved by the buyer, and specifically excludes liability for repairs arising as a result of normal wear and tear of the new machinery or in any other manner whatsoever, and without limiting the generality of the foregoing, excludes application or installation of parts not completed in accordance with this operator's manual, specifications, or printed instructions.

Written notice shall be given by registered mail, to the Manufacturer within seven (7) days after the defect shall have become apparent or the repairs shall have become necessary, addressed as follows:

Fast Ag Solutions
4130 Commerce Boulevard
Windom, MN 56101

This warranty shall expire one (1) year after the date of delivery of the new machinery.

If these conditions are fulfilled, Fast Ag Solutions shall at its own cost and at its own option either repair or replace any defective parts provided that the buyer shall be responsible for all expenses incurred as a result of repairs, labor, parts, transportation or any other work, unless Fast Ag Solutions has authorized such expenses in advance.

The warranty shall not extend to any repairs, changes, alterations, or replacements made to the new equipment other than by Fast Ag Solutions or its authorized dealers or employees.

This warranty extends only to the original owner of the new equipment.

Rubber parts (including tires, hoses, grommets) are not warrantied.

This warranty is limited to the terms stated herein and is in lieu of any other warranties whether express or implied, and without limiting the generality of the foregoing, excluded all warranties, express or implied or conditions whether statutory or otherwise as to quality and fitness for any purpose of the new equipment. The Manufacturer denies all liability for incidental or consequential damages.

This Liquid Fertilizer Applicator is subject to design changes and Fast Ag Solutions shall not be required to retrofit or exchange items on previously sold units except at its own option.

Warranty void if not registered.



ILLUSTRATED PARTS LIST

FAST LIQUID FERTILIZER APPLICATOR

Warranty Registration Form & Inspection Report

Warranty Registration

This form must be filled out by the dealer and signed by both the dealer and the customer at the time of delivery.

Customer Name					
Address					
City		State		Zip	
Phone					

Dealer Name					
Address					
City		State		Zip	

Applicator Model					
Serial Number					
Delivery Date					

DEALER INSPECTION REPORT

- All Fasteners Tight
- Wheel Bolts Torqued
- Hydraulic Hoses and Fittings Free and Tight
- Fertilizer Hoses and Fittings Free and Tight
- Wheel Drive Turns Freely
- Lubricate Machine
- Check Tire Pressure
- Frame and Wings Level
- Monitors and Controllers Function
- Wiring Harness Connected

SAFETY

- Safety Chain Installed
- All Guards Installed
- All Safety Signs Installed
- Reflectors, SMV, and Lights Clean
- Review Operating and
- Safety Instructions

I have thoroughly instructed the buyer on the above-described equipment which review included the Operator's Manual content, equipment care, adjustments, safe operation, and applicable warranty policy.

Date _____

Dealer's Rep. Signature _____

The above equipment and Operator's Manual have been received by me, and I have been thoroughly instructed as to care, adjustments, safe operation, and applicable warranty policy.

Date _____

Owner's Signature _____

White - FAST
Yellow - Dealer
Pink - Customer



ILLUSTRATED PARTS LIST

FAST A10 / A13 / A18 / A24 Series Applicator

APPLICATOR SERIAL NUMBER _____

DATE PURCHASED _____ / _____ / _____

TANK SIZE _____

NUMBER OF COULTERS _____

PUMP MANUFACTURER:

(CIRCLE ONE)

ACE FMC-150F-HYD-206

ACE FMC-205F-HYD-304

ACE FMC-205F-HYD-304 PWM

ACE FMC-255F OASIS

ACE FMC-255F OASIS PWM

HYPRO 9306-HM1C

General Information

All rights, especially copying and distribution rights are reserved. No part of this publication may be reproduced in any form or by any means, electronic or mechanical, including photocopying, without express written permission from Fast Ag Solutions.

Parts information in this manual represents components installed when product was manufactured based upon the best available information. Modifications made subsequent to initial delivery are not included. Always verify the parts and color required when ordering parts.

If you have any questions, please contact your Fast Ag Solutions Parts and Service Department.

Explanation of Parts Lists

The parts list is organized as follows:

COULTERS

PUMPS

PRODUCT PLUMBING ON TOOLBAR

PRODUCT PLUMBING ON FRAME

PRODUCT ELECTRONIC/ELECTRICAL CONTROL COMPONENTS

HYDRAULICS and FOLD BOX ELECTRICAL

TOOLBAR AND GAUGE WHEELS

TANKS AND FRAMES

TRAILER AXLES, TIRES, AND TRACKS

WARNING LIGHTS, DECALS, and SERIAL NUMBER TAG

The parts lists are broken down into sub-assemblies and listed in 4 columns:

- **ITEM** - These numbers are found on the illustration associated with the parts list.
 - NS- This item is NOT SHOWN, included for reference.
- **QTY.** - This is the quantity of parts needed in an assembly.
 - AR- The quantity of this item is AS REQUIRED for the location.
- **PART NO.** - These are the part numbers associated with the ITEM.
- **DESCRIPTION** - This is the description of the part.



ILLUSTRATED PARTS LIST

Table of Contents

Section	Page
COULTERS	14
<i>AP Coulters Assembly</i>	14
Parts List 34471: AP Coulters Assembly	14
<i>AP Coulters Base Assembly</i>	15
Parts List 34470: AP Coulters Base Assembly	16
<i>N669 Complete Hub with Square Hole with Triple Seal Assembly</i>	17
Parts List 26891 / 730095ASSY: N669 Complete Hub with Square Hole with Triple Seal	17
<i>AP Coulters Upper Casting Mounts</i>	18
Parts List: AP Coulters Upper Casting Mounts	19
<i>AP Coulters Injection Option Assembly</i>	20
Parts List 90SAINJ: AP Coulters Injection Option Assembly	21
<i>AP Coulters Blade Hardware Kit</i>	22
Parts List 590278: AP Coulters Blade Hardware Kit	22
<i>DEFENDER® for Injection Assembly</i>	23
Parts List 99CROPDEFENDER: DEFENDER® for Injection	23
<i>AP Coulters Knife High Flow Knife Option</i>	24
Parts List 37139: AP Coulters Knife High Flow Knife Option	25
<i>AP Coulters Knife Option Assembly – Non-Adjustable (2022 and newer, backwards compatible)</i>	26
Parts List 34590: AP Coulters Knife Option Assembly – Non-Adjustable (2022 and newer, backwards compatible)....	27
<i>AP Coulters Knife Stop Hardware Kit – Adjustable (2022 and older)</i>	28
Parts List 99FCAPPKNIFE: AP Coulters Knife Stop Hardware Kit – Adjustable (2022 and older)	29
<i>Decal Assembly</i>	30
Parts List 17292: Decal Assembly	30
PUMPS	31
<i>Pump Assembly, ACE FMC-150F-HYD-206</i>	31
Parts List 34386: Pump Assembly, ACE FMC-150F-HYD-206	31
<i>Parts Breakdown: ACE FMC-150F-HYD-206</i>	32
Parts List 550000: ACE FMC-150F-HYD-206	33
<i>Pump Assembly, ACE FMC-205-HYD-304</i>	34
Parts List 34383: Pump Assembly, ACE FMC-205-HYD-304	34
<i>Pump Assembly, ACE FMC-205-HYD-304 PWM</i>	35
Parts List 34387: Pump Assembly, ACE FMC-205-HYD-304 PWM	35
<i>Parts Breakdown: ACE Pump, ACE FMC-205-HYD-304 PWM</i>	36
Parts List 550025 / 550035: ACE FMC-205-HYD-304 PWM	37
<i>Pump Assembly, ACE FMC-255F OASIS</i>	38
Parts List 34715: Pump Assembly, ACE FMC-255F OASIS	38
<i>Pump Assembly, ACE FMC-255F OASIS PWM</i>	39
Parts List 34718: Pump Assembly, ACE FMC-255F OASIS PWM	39



ILLUSTRATED PARTS LIST

Parts Breakdown: ACE Pump, ACE FMC-255 OASIS (PWM) 40
Parts List 550055 / (550056): ACE FMC-255 OASIS (PWM) 41

Pump Assembly, HYPRO 9306C-HM1C (Cast) 43
Parts List 34384: Pump Assembly, HYPRO 9306C-HM1C (Cast) 43

Parts Breakdown: HYPRO Pump 9306C-HM1C (Cast) 45
Parts List 550045: HYPRO Pump 9306C-HM1C (Cast) 46

PRODUCT PLUMBING ON TOOLBAR 47

2-Section Toolbar Plumbing 47
Parts List 34403: 2-Section Toolbar Plumbing 48

4-Section Toolbar Plumbing 49
Parts List 34293: 4-Section Toolbar Plumbing 50

5-Section Toolbar Plumbing 51
Parts List 34405: 5-Section Toolbar Plumbing 52

Flip Wing Shutoff Valve Assembly 53
Parts List 90SAVFF: Flip Wing Shutoff Valve Assembly 53

Typical Toolbar Plumbing – Tees, Elbows, Hose, and Clamps 54
Parts List: Typical Toolbar Plumbing – Tees, Elbows, Hose, and Clamps 54

Wilger 2-Section Toolbar Plumbing, 11 Row 56
Parts List 27842: Wilger 2-Section Toolbar Plumbing, 11 Row 58

Wilger 2-Section Toolbar Plumbing, 13 Row 59
Parts List 27843: Wilger 2-Section Toolbar Plumbing, 13 Row 60

Wilger 4-Section Flow Monitor Assembly, 15 61
Parts List 27839: Wilger 4-Section Flow Monitor Assembly, 15 62

Wilger 4-Section Flow Monitor Assembly, 17 63
Parts List 27840: Wilger 4-Section Flow Monitor Assembly, 17 64

Wilger 30" Coulter Toolbar Layout Assembly, 17 65
Parts List 27555: Wilger 30" Coulter Toolbar Layout Assembly, 17 66

Varitarget Nozzles, 0.5 Rate 67
Parts List 27891: Varitarget Nozzles, 0.5 Rate 67

Varitarget Nozzles, 1.5 Rate 68
Parts List 27892: Varitarget Nozzles, 1.5 Rate 68

Raven Motorized Control Valve 69
Parts List 632037: Raven Motorized Control Valve 70

TeeJet 802 Flow Meter 71
Parts List 26817: TeeJet 802 Flow Meter 71

PRODUCT PLUMBING ON FRAME 73

Tank and External Fittings 1050 / 1350 Gallon 73
Parts List 34104 - 34107: Tank and External Fittings 1050 / 1350 Gallon 74

Tank and External Fittings 1800 / 2400 Gallon 75
Parts List 34116 / 34117 / 34277 / 34375: Tank and External Fittings 1800 / 2400 Gallon 76

Tank with Internal Fittings 77



ILLUSTRATED PARTS LIST

Parts List 570088TNK / 570090TNK / 570091TNK / 570099TNK: Tank with Internal Fittings 78

Hand Wash Faucet Assembly 79

Parts List 90SAFCHWF: Hand Wash Faucet Assembly 79

Plumbing Assembly for 1800 / 2400 Gallon Tanks 81

Parts List 34297: Plumbing Assembly for 1800 / 2400 Gallon Tanks 82

2" Quick Fill Assembly (Standard) 83

Parts List 992QF: 2" Quick Fill Assembly, 1050 / 1350 Gallon 83

Parts List 9972QF: 2" Quick Fill Assembly, 1800 / 2400 Gallon 83

3"- 2" Quick Fill Adapter 84

Parts List 26995: 3"- 2" Quick Fill Adapter 84

3" Quick Fill Valve 85

Parts List 90SA3QF: 3" Quick Fill Valve 85

3" Quick Fill Assembly, 1050 / 1350 Gallon 86

Parts List 28217: 3" Quick Fill Assembly, 1050 / 1350 Gallon 86

3" Quick Fill with Strainer, 1050 / 1350 Gallon 87

Parts List 28207: 3" Quick Fill with Strainer, 1050 / 1350 Gallon 87

3" Quick Fill Assembly, 1800 / 2400 Gallon 88

Parts List 34296: 3" Quick Fill Assembly, 1800 / 2400 Gallon 88

3" Quick Fill with Strainer, 1800 / 2400 Gallon 89

Parts List 28206: 3" Quick Fill with Strainer, 1800 / 2400 Gallon 89

Tank Agitation Fittings 90

Parts List 90SALTRUMPET: Tank Agitation Fittings 90

Electric Agitation 91

Parts List 34391: Electric Agitation 92

Manual Agitation (High Volume) 93

Parts List 34298: Manual Agitation (High Volume) 94

No Agitation 95

Parts List 27811: No Agitation 95

Pressure Gauge 97

Parts List 34304: Pressure Gauge 98

Pressure Transducer ISO 99

Parts List 34303: Pressure Transducer ISO 100

PRODUCT ELECTRONIC/ELECTRICAL CONTROL COMPONENTS 101

Raven Harnesses and Components 101

Parts List: Raven Harnesses and Components 102

Control Harness 115-0171-085 103

Control Harness 115-0159-856 104

Control Harness 115-0171-086 105

CR7 Display 106

Parts List 26858: CR7 Display 106

Raven 450 Controller 107



ILLUSTRATED PARTS LIST

Parts List 26853: Raven 450 Controller	108
<i>Raven RCM Rate Controller</i>	109
Parts List 34396: Raven RCM Rate Controller.....	110
<i>JD Greenstar Rate Controller</i>	111
Parts List 27836: JD Greenstar Rate Controller	111
HYDRAULICS and FOLD BOX ELECTRICAL	112
<i>Hydraulic Diagram 830016</i>	112
<i>Product Pump Hydraulic Hoses and Fittings</i>	113
Parts List: Product Pump Hydraulic Hoses and Fittings	113
<i>Main Lift Cylinders</i>	114
Parts List: Main Lift Cylinders	114
<i>Main Lift Hydraulic Hoses and Fittings</i>	115
Parts List: Main Lift Hydraulic Hoses and Fittings.....	116
<i>Main Lift Valve Assembly</i>	117
Parts List: Main Lift Valve Assembly	117
<i>Main Wing Fold Cylinders</i>	118
Parts List: Main Wing Fold Cylinders	118
<i>Main Wing Fold Hydraulic Hoses and Fittings</i>	119
Parts List: Main Fold Hydraulic Hoses and Fittings	119
<i>Main Wing Fold Valve Assembly</i>	120
Parts List: Main Wing Fold Valve Assembly	120
<i>Down Pressure Cylinder</i>	121
Parts List: Down Pressure Cylinder	121
<i>Down Pressure Hydraulic Hoses and Fittings</i>	122
Parts List: Down Pressure Hydraulic Hoses and Fittings.....	122
<i>Down Pressure Flow Valve Assembly</i>	123
Parts List: Down Pressure Flow Valve Assembly.....	123
<i>Down Pressure Block Assembly</i>	124
Parts List: Down Pressure Block Assembly	124
<i>Flip Wing Cylinders</i>	125
Parts List: Flip Wing Cylinders.....	125
<i>Flip Wing Hydraulic Hoses and Fittings</i>	126
Parts List: Flip Wing Hydraulic Hoses and Fittings	126
<i>Flow Dividers and Supply Lines</i>	127
Parts List: Flow Dividers and Supply Lines	128
<i>Folding Gauge Wheel Cylinders and Hoses</i>	129
Parts List 600122: Folding Gauge Wheel Cylinders and Hoses	129
<i>Hydraulic Extension Kit</i>	130
Parts List 600115: Hydraulic Extension Kit.....	130
<i>Fasse Hydraulic Block</i>	131
Parts List 630027: Fasse Hydraulic Block	132



ILLUSTRATED PARTS LIST

Fasse Block 12-Pin Electrical Harness..... 133
 Parts List 630070: Fasse Block 12-Pin Electrical Harness..... 134

Fasse Block Diagram 135
 Parts List: Fasse Block Diagram..... 136

Fasse Block Pressure and Tank Hoses 137
 Parts List 600120: Fasse Block Pressure and Tank Hoses 137

Cab Fold Box and Box Wiring Diagram 138
 Parts List: Cab Fold Box and Box Wiring Diagram 140

Cab Fold Box Power Harness..... 141
 Parts List: Cab Fold Box Power Harness..... 142

Cab Fold Box Electrical Harness 143
 Parts List: Cab Fold Box Electrical Harness 144

Cab Fold Box Operation and Pin-out..... 145

TOOLBAR AND GAUGE WHEELS147

30' Toolbar Assembly..... 147
 Parts List 35324: 30' Toolbar Assembly 148

40' Toolbar Assembly..... 149
 Parts List 35325: 40' Toolbar Assembly 150

Transport Lock..... 153
 Parts List 34695: Transport Lock..... 153

Non-Folding Gauge Wheels 154
 Parts List 34711 - 34714: Non-Folding Gauge Wheels 154

Short and Tall Gauge Wheels..... 155
 Parts List: Short and Tall Gauge Wheels 156

5-Bolt Hub Assembly, Q736..... 157
 Parts List 730003: 5-Bolt Hub Assembly, Q736 158

Folding Gauge Wheels 159
 Parts List 34248 / 34249: Folding Gauge Wheels 159

Folding Gauge Wheel Bracket Assembly..... 160
 Parts List 34220BLK: Folding Gauge Wheel Bracket Assembly 160

Flip Wing Extension Tube 161
 Parts List: Flip Wing Extension Tube 161

TANKS AND FRAMES162

Product Tank and Hand Rinse 162
 Parts List: Product Tank and Hand Rinse 162

Cart Frame Assembly, 1050 / 1350 Gallon..... 163
 Parts List 28590: Cart Frame Assembly, 1050 / 1350 Gallon 166

Cart Frame Assembly, 1800 / 2400 Gallon..... 170
 Parts List 34199: Cart Frame Assembly, 1800 / 2400 Gallon 172

Hitch, Large..... 175
 Parts List 90SAHITCHLG: Hitch, Large 175



ILLUSTRATED PARTS LIST

<i>Hose & Manual Holder</i>	176
Parts List 90SAHMH: Hose & Manual Holder	176
<i>Slow Moving Vehicle Sign</i>	177
Parts List 90SASMV: Slow Moving Vehicle Sign	177
<i>Transport Rest</i>	178
Parts List 34050 / 34278BLK: Transport Rest.....	178

TRAILER AXLES, TIRES, AND TRACKS.....179

<i>Single Axle Adjust 15K, 62"-120"</i>	179
Parts List 27803: Single Axle Adjust 15K, 62"-120".....	179
<i>Single Axle Adjust 15K, 72"-144"</i>	180
Parts List 27804: Single Axle Adjust 15K, 72"-144".....	180
<i>Single Axle Adjust, Metric, 15k, 45cm - 76cm Spacing</i>	181
Parts List- 27805: Single Axle Adjust, Metric, 15k, 45cm - 76cm Spacing.....	181
<i>Single Axle Adjust 20k, 72"-144"</i>	183
Parts List 27806: Single Axle Adjust 20k, 72"-144".....	184
<i>Single Axle Adjust, Metric 20k 45cm - 76cm Spacing</i>	185
Parts List 27807: Single Axle Adjust, Metric 20k 45cm - 76cm Spacing.....	186
<i>Single Axle Fixed 15k</i>	187
Parts List 34289 / 34376 - 34379: Single Axle Fixed 15k.....	187
<i>Single Axle Fixed 20k</i>	188
Parts List 34380 - 34382: Single Axle Fixed 20k.....	188
<i>Duals Axle Adjust, 62.5/120", 80/120", 88/132"</i>	189
Parts List 27808: Duals Axle Adjust, 62.5/120", 80/120", 88/132"	190
<i>Duals Axle Adjust, Metric, 50cm-76cm</i>	191
Parts List 27809: Duals Axle Adjust, Metric, 50cm-76cm	192
<i>Duals Axle, Fixed</i>	193
Parts List 10907 / 10910 / 10913: Duals Axle, Fixed.....	194
<i>Tracks Axle Adjust, 45/76CM, 80/132", 84/144"</i>	195
Parts List 26742 / 26743 / 27091: Tracks Axle Adjust, 45/76CM, 80/132", 84/144"	196
<i>Tracks Axle Fixed</i>	197
Parts List 21370: Tracks Axle Fixed	197
<i>4 Inch Axle Spacer</i>	198
Parts List 26756: 4 Inch Axle Spacer	198
<i>N873 15K/18.5K Hub Assembly 10 Bolt, 11.25" B.C.</i>	199
Parts List 730110: 15K/18.5K Hub Assembly 10 Bolt, 11.25" B.C.	199
<i>Q881 20K Hub Assembly, 10 Bolt, 13.19" B.C.</i>	200
Parts List 730029: Q881 20K Hub Assembly, 10 Bolt, 13.19" B.C.	200
<i>Q981 25K Hub Assembly, 10 Bolt, 13.19" B.C.</i>	201
Parts List 730086: Q981 25K Hub Assembly, 10 Bolt, 13.19" B.C.	201
<i>Tires and Rims - Trailer</i>	203
Parts List 26747 - 26755 / 26874 - 26882: Tires and Rims - Trailer	204
<i>Camso Tracks</i>	205

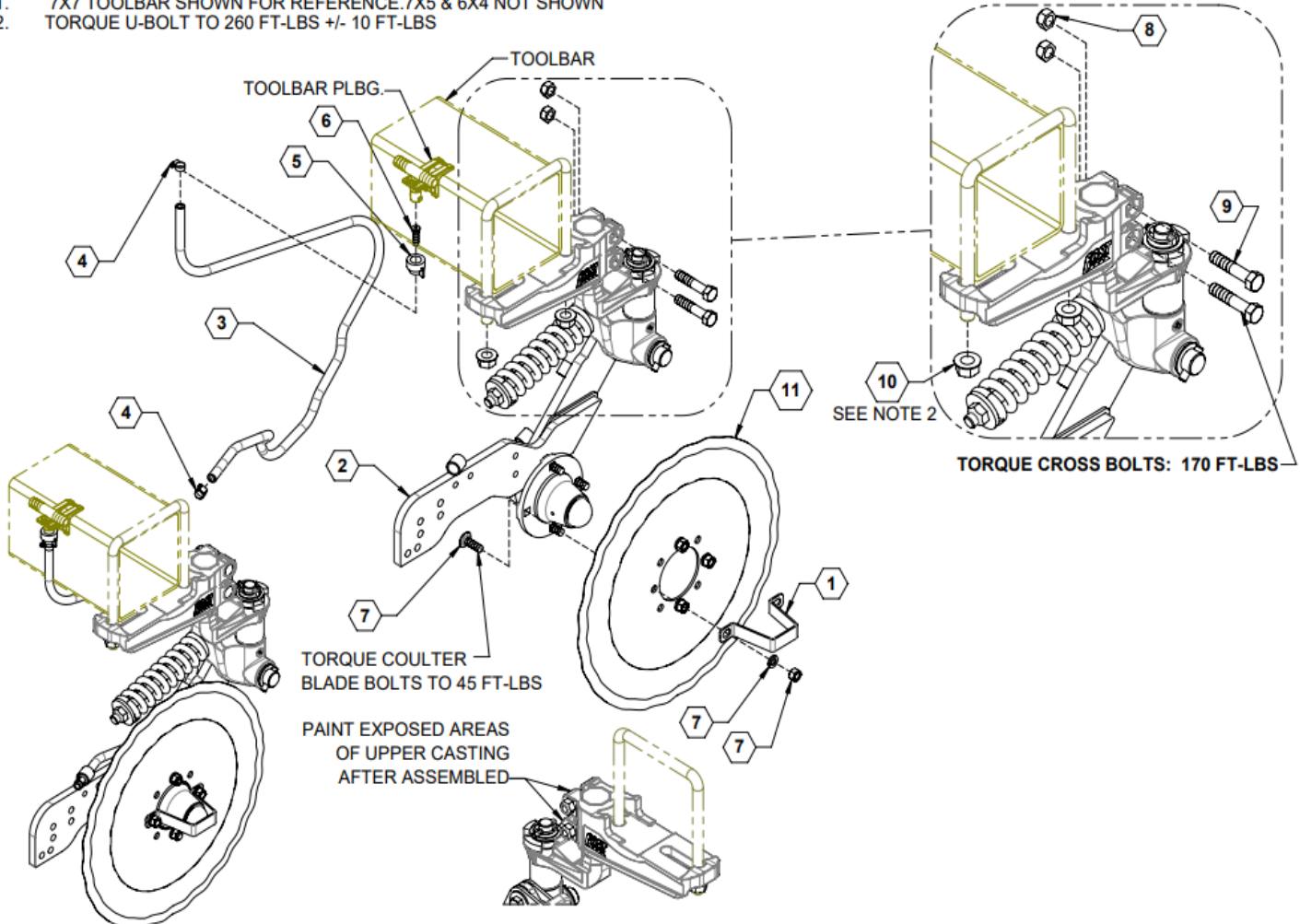
Parts List 700202 / 700206: Camso Tracks	205
WARNING LIGHTS, DECALS, and SERIAL NUMBER TAG	206
<i>Warning Lights and Warning Decals</i>	206
Parts List 34722: Warning Lights and Warning Decals	208
<i>Lights, Decals, and Serial Tag, 1050 / 1350 Gallon</i>	209
Parts List 28590: Lights, Decals, and Serial Tag, 1050 / 1350 Gallon	213
<i>Lights and Decals, 1800 / 2400 Gallon</i>	214
Parts List 34199: Lights and Decals, 1800 / 2400 Gallon	216



COULTERS

AP Coultter Assembly

- NOTE:
 1. 7X7 TOOLBAR SHOWN FOR REFERENCE. 7X5 & 6X4 NOT SHOWN
 2. TORQUE U-BOLT TO 260 FT-LBS +/- 10 FT-LBS



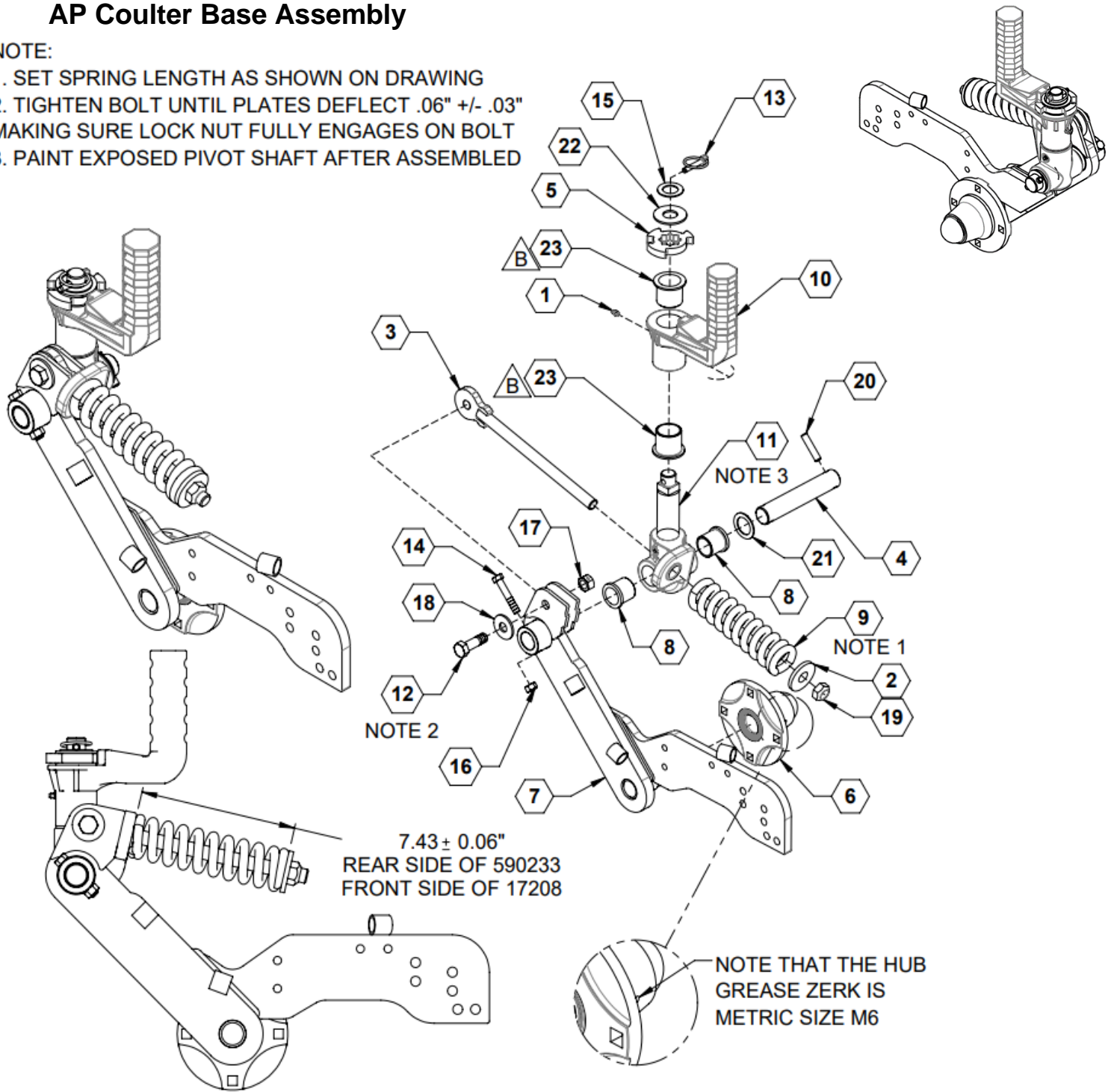
Parts List 34471: AP Coultter Assembly

ITEM	PART NO.	QTY.	DESCRIPTION
1	17214	1	HUB RETAINER BRACKET
2	34470	1	ASSY, UPDATED COULTER BASE
3	510020	1	HOSE, 3/8" EPDM X 4.5 FT
4	540032	2	CLAMP, HOSE SS 5/16" #5
5	590076	1	CAP, QT NYLON BLACK
6	590077	1	CONNECTOR, HOSE BARB
7	590278	1	HDWE KIT, COULTER BLADE KIT
8	596243M	2	NUT, TOPLOCK 5/8-11 G8 MAGNI
9	596779M	2	BOLT, HH 5/8 X 3 G8 MAGNI
10	596850M	2	NUT, HEX FLANGE TOPLOCK 3/4-10 GR8 MAGNI
11	750014	1	COULTER BLADE, 20" RIPPLED

AP Coulter Base Assembly

NOTE:

1. SET SPRING LENGTH AS SHOWN ON DRAWING
2. TIGHTEN BOLT UNTIL PLATES DEFLECT .06" +/- .03" MAKING SURE LOCK NUT FULLY ENGAGES ON BOLT
3. PAINT EXPOSED PIVOT SHAFT AFTER ASSEMBLED



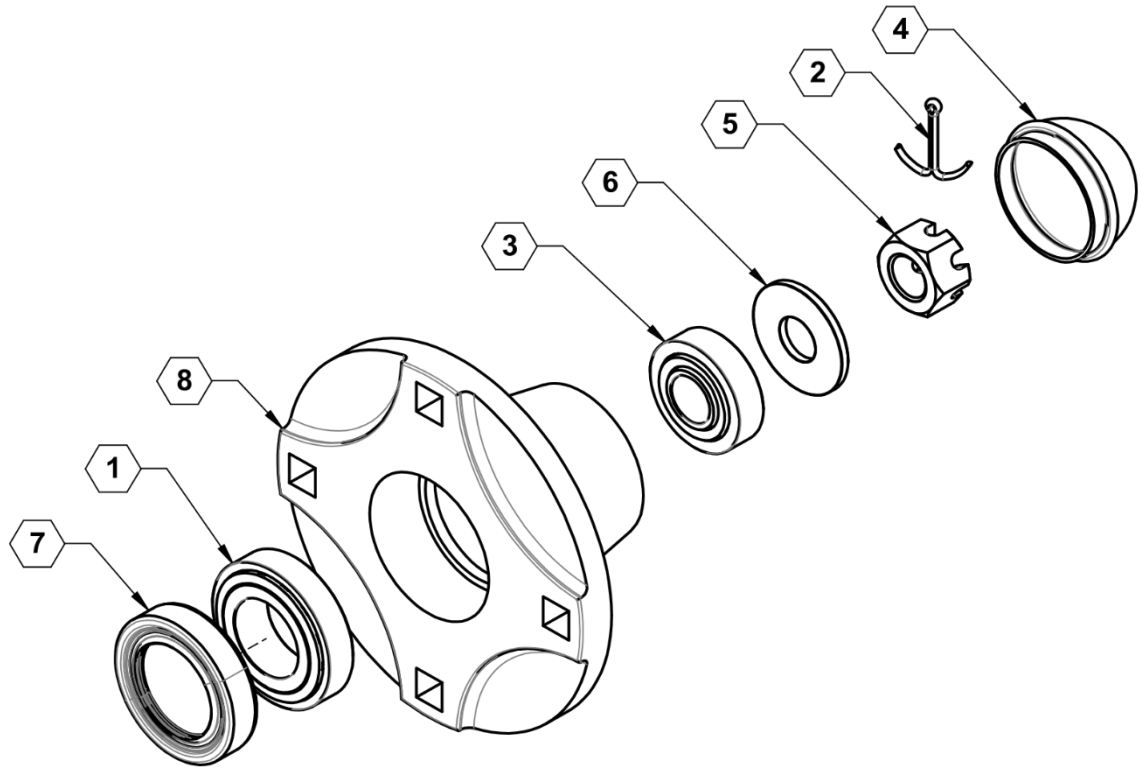


ILLUSTRATED PARTS LIST

Parts List 34470: AP Coulter Base Assembly

ITEM	PART NO.	QTY.	DESCRIPTION
1	759	1	ZERK, 1/4-28 STRAIGHT PIPE THREAD
2	17208	1	PLATE, SPRING END
3	17276	1	SPRING LEVER WELDMENT
4	17291	1	PIVOT SHAFT
5	21088	1	PLATE, COULTER ROTATION
6	26891	1	HUB, COULTER 4 BOLT
7	34472	1	COULTER ARM WELDMENT
8	530328	2	IGUS FLANGED BUSHING
9	590123	1	COULTER COMPRESSION SPRING
10	590232	1	MID CASTING
11	590233	1	LOWER CASTING
12	590290	1	BOLT, HH 5/8 X 2 SPECIAL, MAGNI
13	590819M	1	LYNCH PIN, 5/16 X 1-3/4 MAGNI
14	596143M	1	BOLT, HH 7/16 X 2-1/2 GR5 MAGNI
15	596179M	1	BUSHING, MACHINED 1' X 14GA MAGNI
16	596238M	1	NUT, CENTERLOCK 7/16-14 MAGNI
17	596240M	1	NUT, CENTERLOCK, 5/8-11 MAGNI
18	596261M	1	WASHER, FLAT 5/8 MAGNI
19	596626M	1	NUT, TOPLOCK 3/4-10 GR5 MAGNI
20	596740M	1	ROLL PIN, 7/16 X 2 MAGNI
21	596744M	1	BUSHING, MACHINE, 1-1/4 X 14 GA MAGNI
22	750086	1	UPPER DUST CAP WASHER
23	750094	2	COULTER PIVOT BUSHING

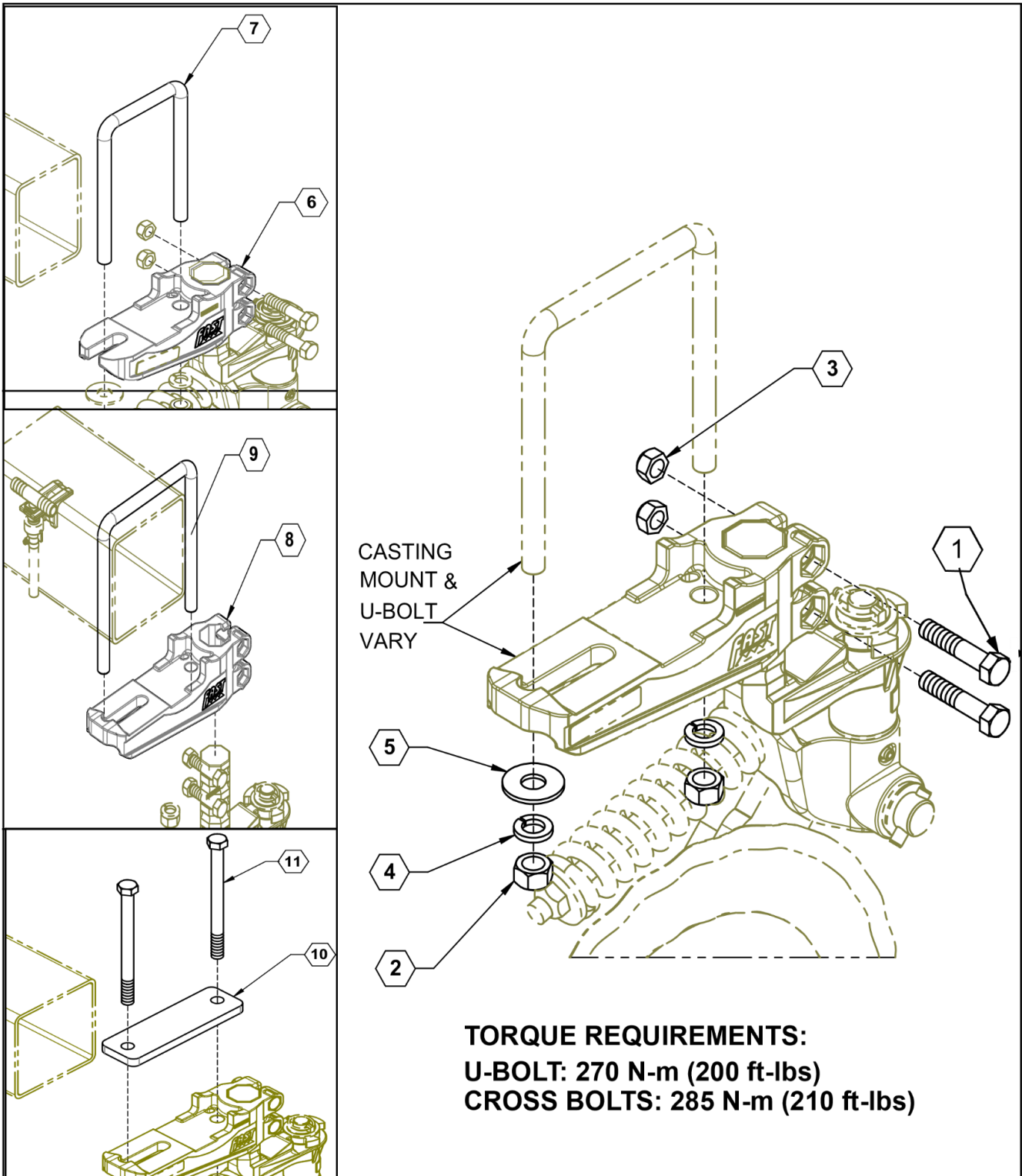
N669 Complete Hub with Square Hole with Triple Seal Assembly



Parts List 26891 / 730095ASSY: N669 Complete Hub with Square Hole with Triple Seal

ITEM	FAST PART NO.	VENDOR PART NO.	QTY.	DESCRIPTION
1	730032		1	BEARING AND RACE, LG LM67048,
1		LM67048	1	BEARING
1		LM67010	1	RACE
2	730033		1	COTTER PIN, N669, 4-BOLT
3	730036		1	BEARING AND RACE, SM LM11949,
3		LM11949	1	BEARING
3		LM11910	1	RACE
4	730044		1	HUB CAP, (699/736) HUB
5	730088		1	CASTLE NUT 4-BOLT, 5/8-18
6	730096		1	WASHER, NSS9 4-BOLT
7	730102		1	SEAL, TRIPLE LIP ID
8	730104		1	HUB, W/ CUPS, 4 BOLT, N669

AP Coultter Upper Casting Mounts

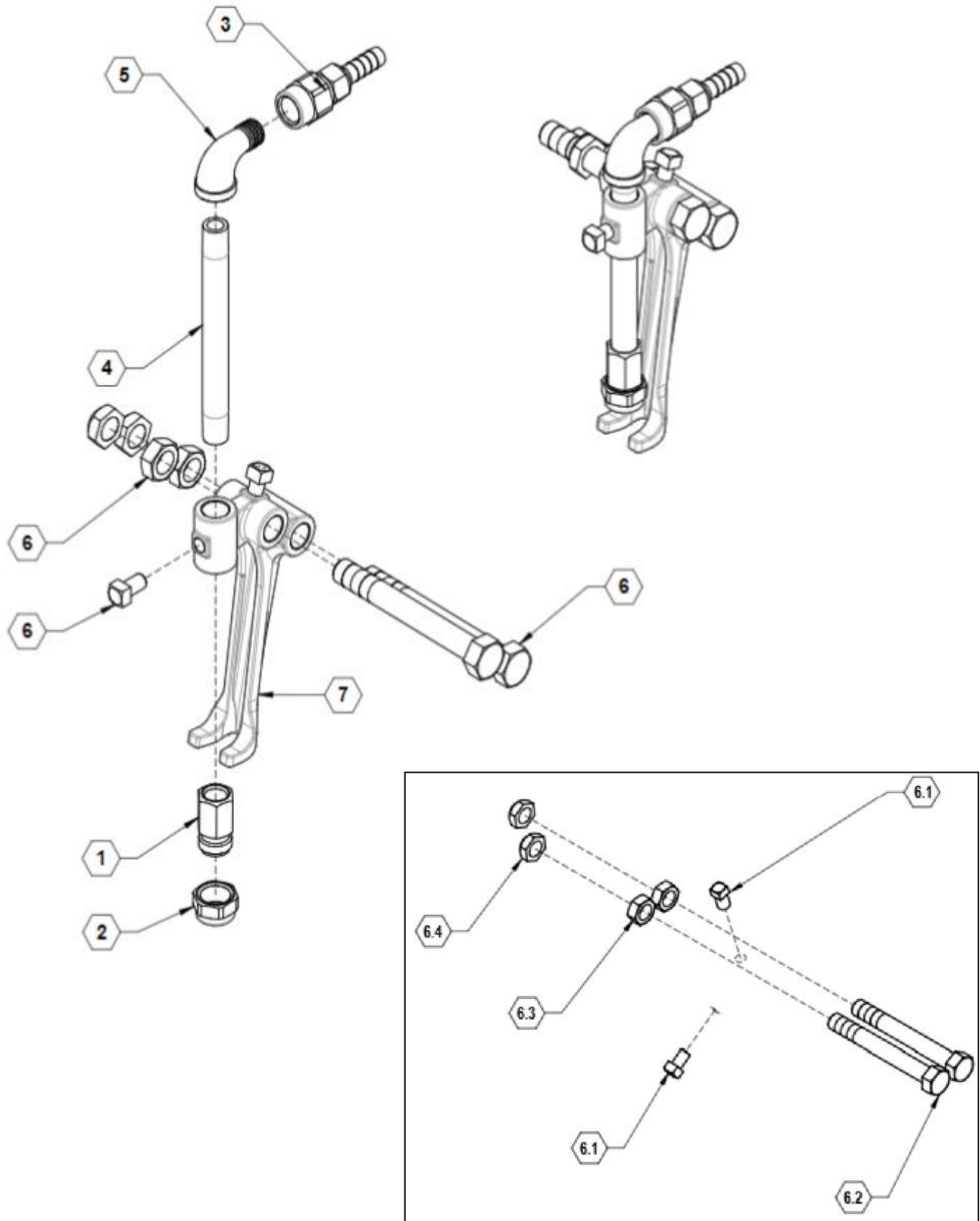


Parts List: AP Coulter Upper Casting Mounts

ITEM	PART NO.	QTY.	DESCRIPTION
1	596779M	2	BOLT, G8 HEX 5/8 X 3 MAGNI
2	596217M	2	NUT, HEX 3/4-10 MAGNI
3	596243M	2	NUT, G8 TOPLOCK 5/8-11 MAGNI
4	596254M	2	LOCKWASHER 3/4 MAGNI
5	596259M	1	WASHER, FLAT 3/4 MAGNI
6	590310	1	MOUNT CASTING AP COULTER
7	596773M	1	U-BOLT, 7 X 5 MAGNI
	596772M	1	U-BOLT, 6 X 4 MAGNI
8	590231	1	MOUNT CASTING, 7X7 TB
9	596774M	1	U-BOLT, 7 X 7 MAGNI
10	17284	1	PLATE, TOP
11	596197M	2	BOLT, 3/4-10 X 9-1/2 MAGNI

AP Coulter Injection Option Assembly

No closing wheel



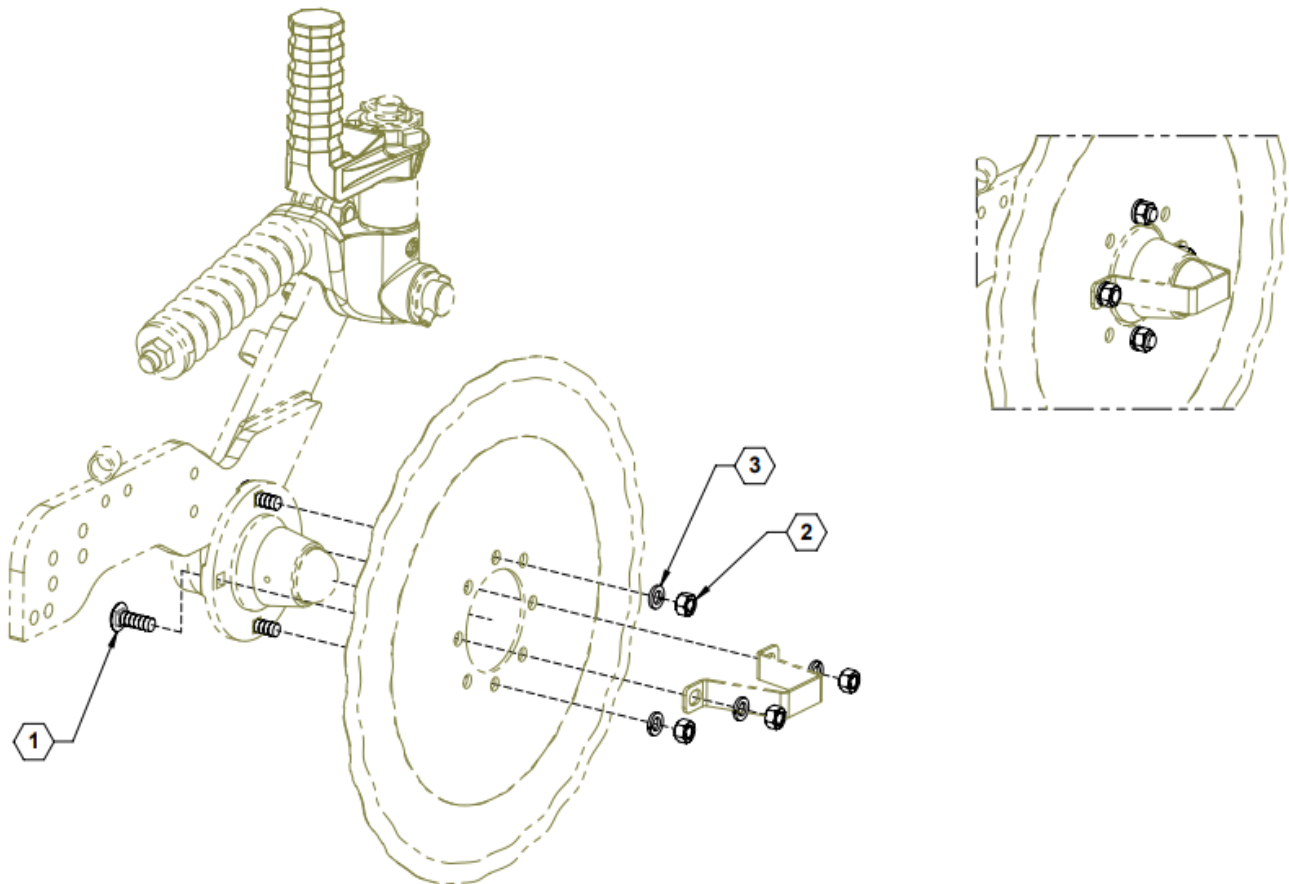


ILLUSTRATED PARTS LIST

Parts List 90SAINJ: AP Coulter Injection Option Assembly

ITEM	PART NO.	QTY.	DESCRIPTION
1	520014	1	NOZZLE BODY, 1/4" SS
2	520015	1	NOZZLE CAP, SS
3	530188	1	CHECK VALVE ASSEMBLY
4	530199	1	PIPE NIPPLE, 1.4" SS
5	530246	1	ELBOW, 90° STREET 1/4 NPT SS
6	590818	1	HDWE KIT, INJECTION ASSY
6.1	596100M	2	SET SCREW, 3/8-16 X 1/2 MAGNI
6.2	596158M	2	BOLT, HH 1/2 X 4 GR5 MAGNI
6.3	596223M	2	NUT, HEX JAM 1/2 -13 MAGNI
6.4	596618M	2	NUT, TOPLOCK THIN 1/2-13 MAGNI
7	750089	1	CASTING, INJECTION ROCK GUARD
NS	520049	AR	#8 STREAM JET
NS	520056	AR	#10 STREAM JET
NS	520034	AR	#15 STREAM JET
NS	520035	AR	#20 STREAM JET
NS	520096	AR	#30 STREAM JET (Commonly used with Variable Rate Tips - Full Rate)
NS	520097	AR	#40 STREAM JET (Commonly Used with Variable Rate tips to achieve Rate and a Half)

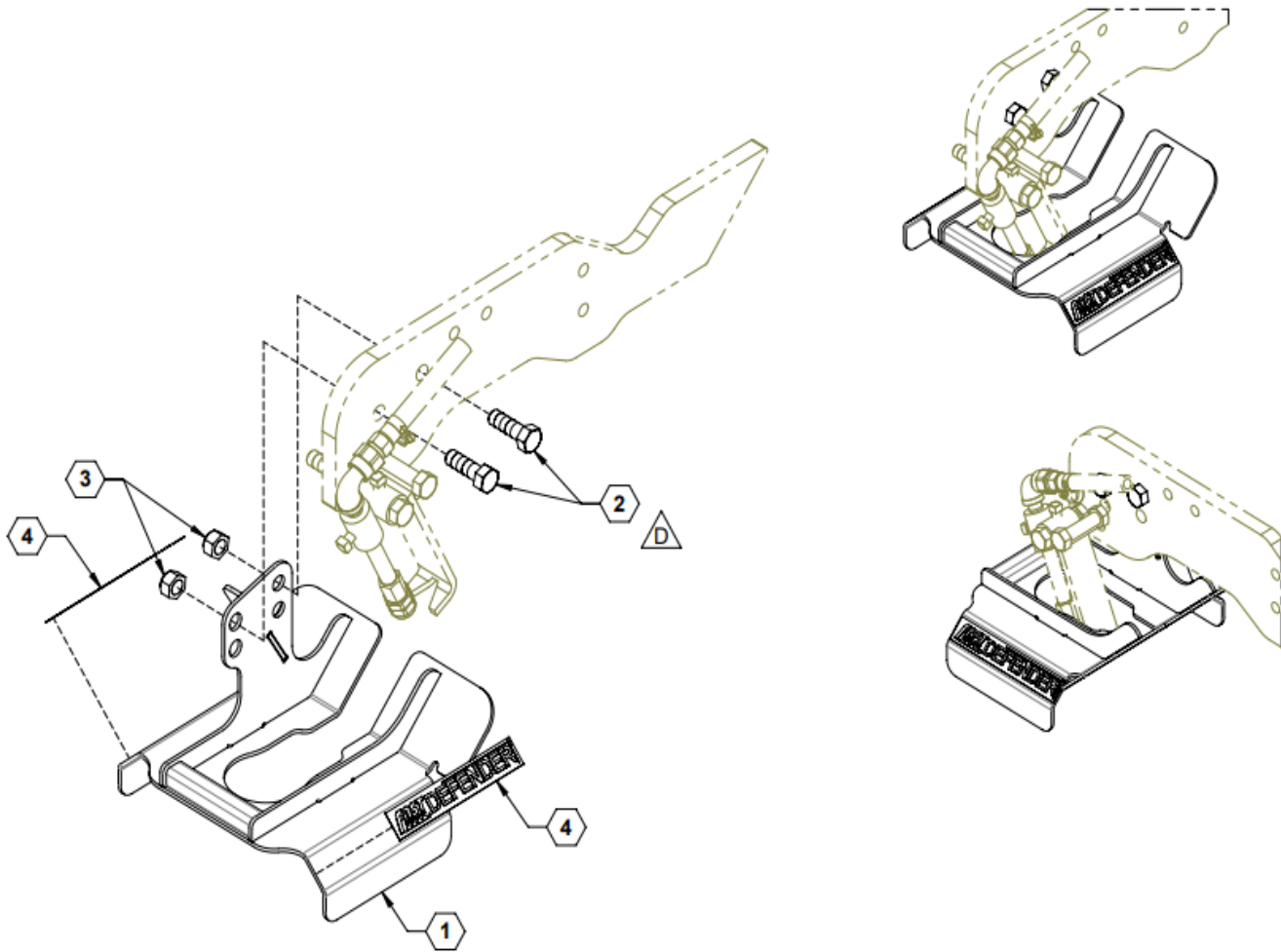
AP Coulter Blade Hardware Kit



Parts List 590278: AP Coulter Blade Hardware Kit

ITEM	PART NO.	QTY.	DESCRIPTION
1	596620M	4	BOLT, CARR, 1/2 X 1-1/2 GR5 MAGNI
2	596215M	4	NUT, HEX 1/2 NC GR5 MAGNI
3	596251M	4	WASHER, LOCK, 1/2 MAGNI

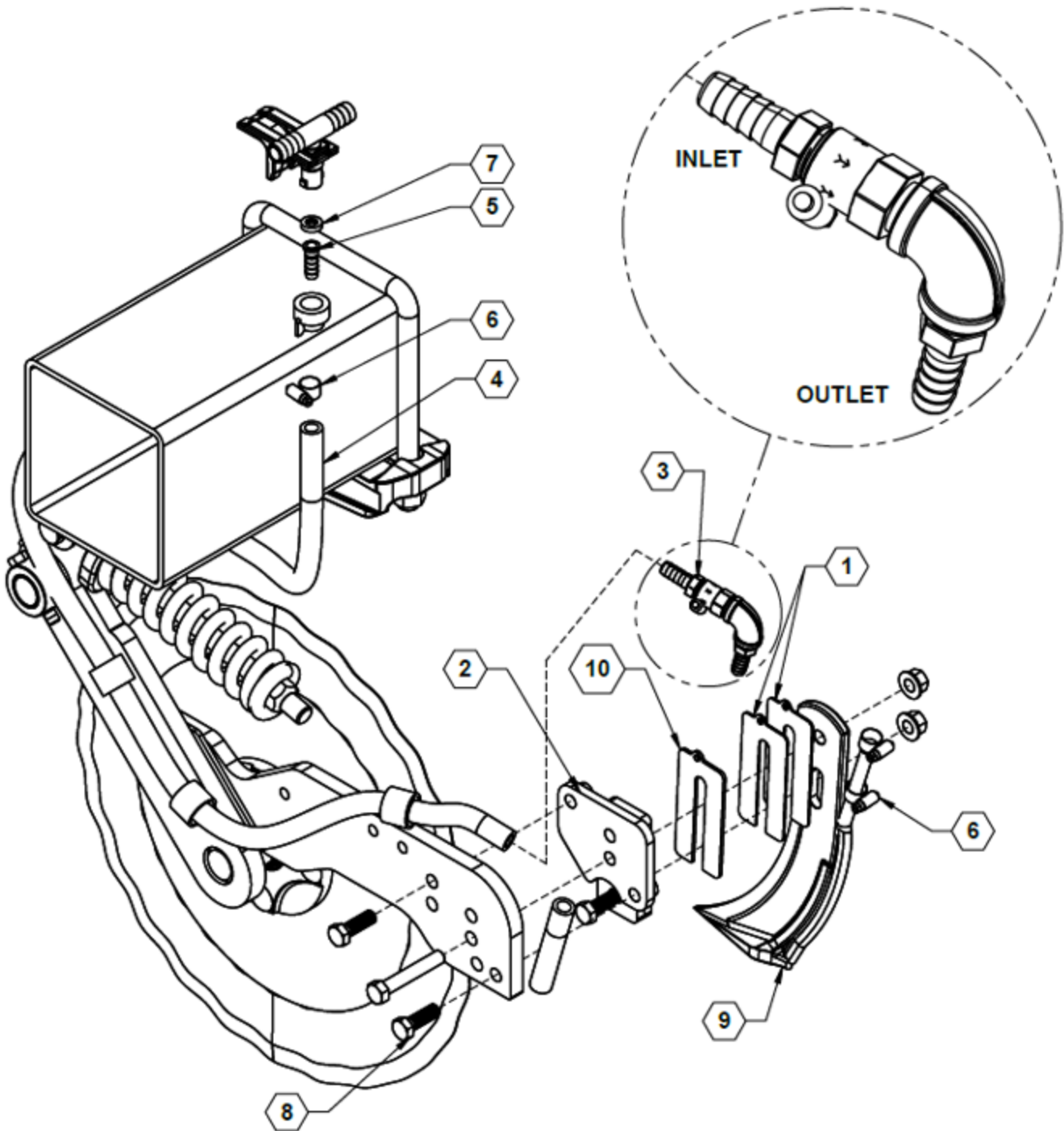
DEFENDER® for Injection Assembly



Parts List 99CROPDEFENDER: DEFENDER® for Injection

ITEM	PART NO.	QTY.	DESCRIPTION
1	21805	1	COULTER FENDER
2	596153M	2	BOLT, HH 1/2-13X1-1/2 GR5 MAGNI
3	596619M	2	NUT, TOPLOCK 1/2-13 MAGNI
4	800273	2	DECAL, FAST DEFENDER®

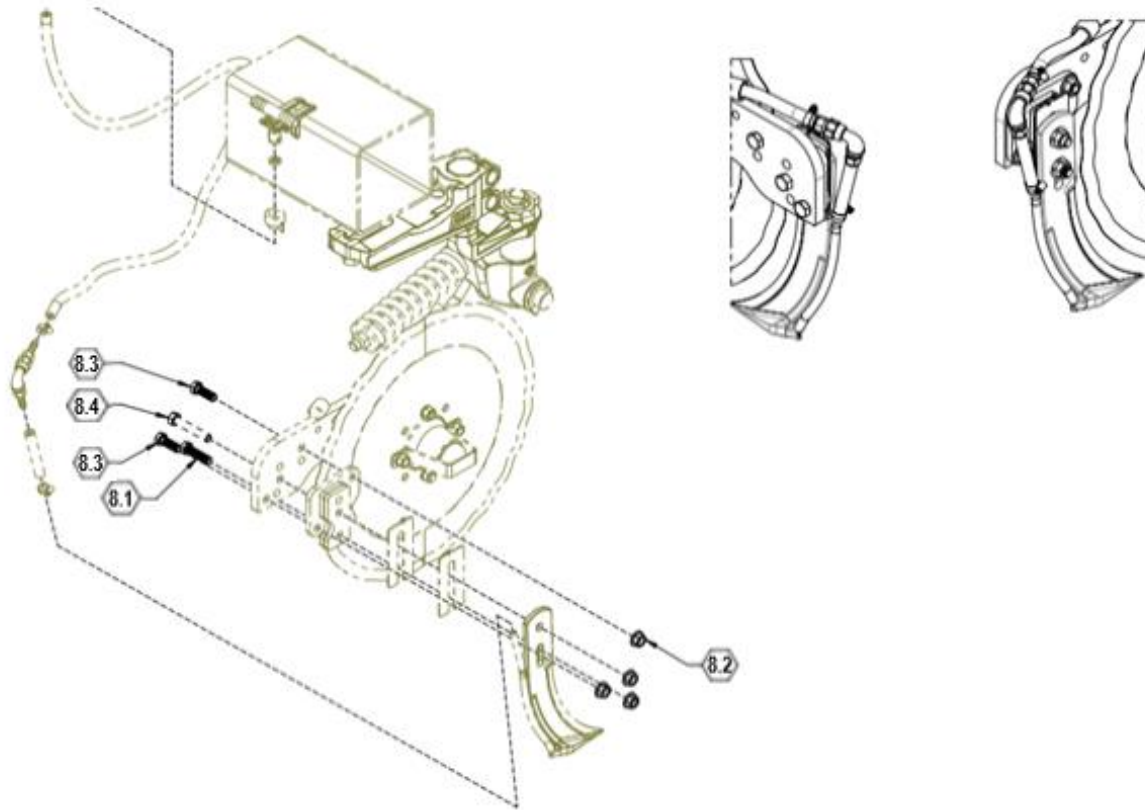
AP Coulter Knife High Flow Knife Option



Parts List 37139: AP Coulter Knife High Flow Knife Option

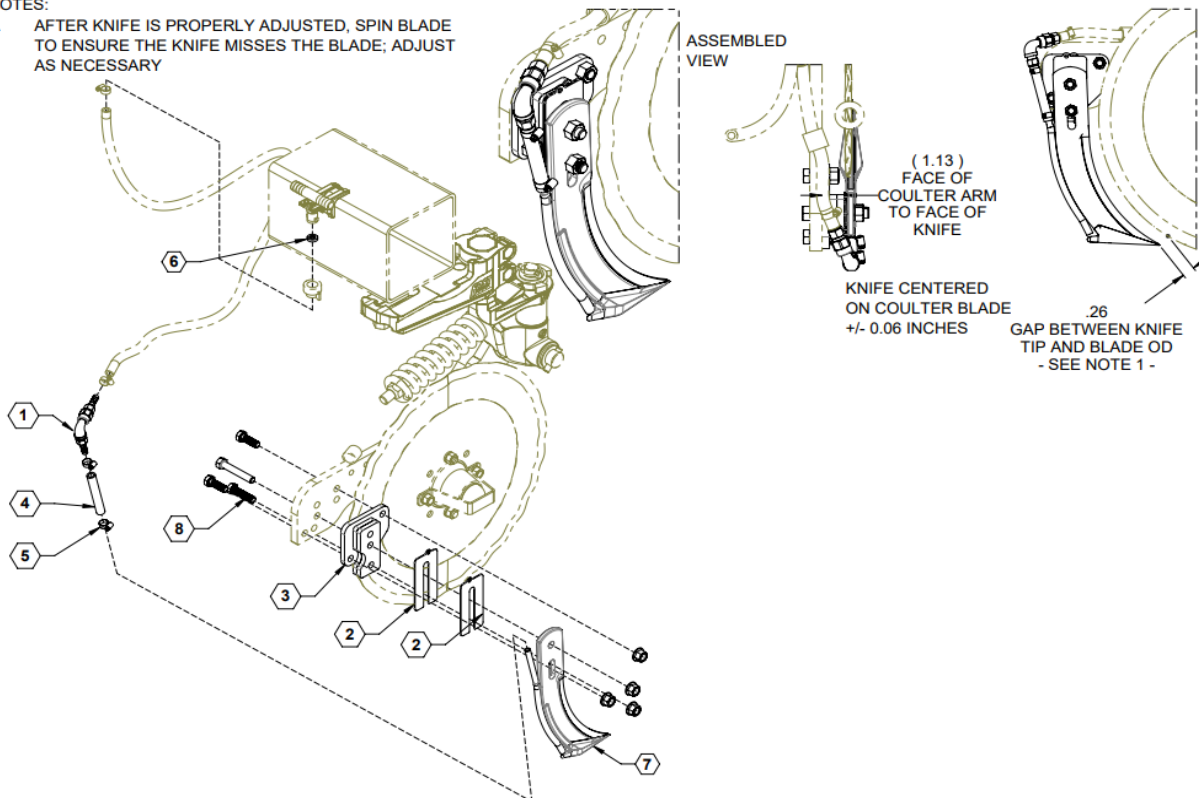
ITEM	PART NO.	QTY.	DESCRIPTION
1	34474	2	KNIFE SHIM, 14 GA
2	34475	1	WELDMENT, KNIFE MOUNT
3	37138	1	HIGH FLOW CHECK ASS, KNIFE
4	510012	5 ft	HOSE, 1/2" EPDM
5	530526	1	CONNECTOR, HOSE BARB
6	540011	4	CLAMP, 3/8" #6H
7	590029	1	SEAL, EPDM
8	590799	1	HARDWARE KIT, KNIFE
9	750100	1	KNIFE, FERTILIZER 1/2"PIPE
10	34551	1	KNIFE SHIM, 11 GA

AP Coultter Knife Option Assembly – Non-Adjustable (2022 and newer, backwards compatible)



NOTES:

1. AFTER KNIFE IS PROPERLY ADJUSTED, SPIN BLADE TO ENSURE THE KNIFE MISSES THE BLADE; ADJUST AS NECESSARY



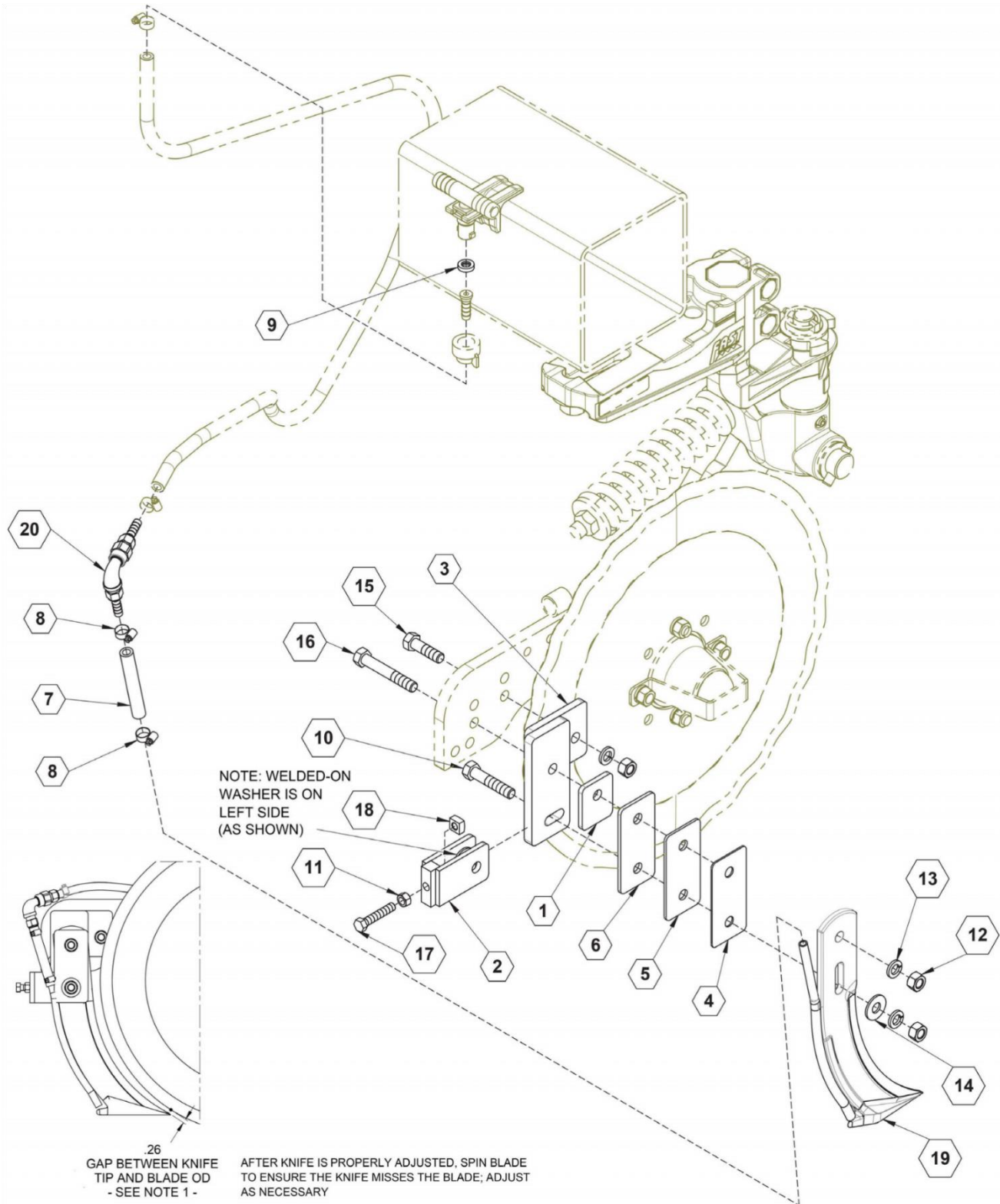


ILLUSTRATED PARTS LIST

Parts List 34590: AP Coulter Knife Option Assembly – Non-Adjustable (2022 and newer, backwards compatible)

ITEM	PART NO.	QTY.	DESCRIPTION
1	90SACLYKNFCHCKVLV	1	KNIFE CHECK VALVE ASSEMBLY
2	34474	2	KNIFE SHIM, 14 GA
	34551	1	KNIFE SHIM, 11 GA
3	34475	1	WELDMENT, KNIFE MOUNT
4	510020	1	HOSE, 3/8" EPDM X .33FT
5	540032	2	CLAMP, HOSE SS 5/16" #5
6	590029	2	SEAL, EPDM
7	750003	1	KNIFE, EXTRA THIN W/ 3/8" PIPE
8	590799	1	HARDWARE KIT, KNIFE
8.1	596154M	1	BOLT, HH 1/2-13 X 2 GR5 MAGNI
8.2	596820M	4	NUT, FLANGED LOCKNUT, 1/2-13 G8 MAGNI
8.3	596853M	2	BOLT, 1/2"-13 X 1.5 GR. 8 MAGNI
8.4	596854M	1	BOLT, 1/2"-13 X 3" GR. 8 MAGNI
NS	CP491663	AR	#63 ORIFICE DISK
NS	CP491665	AR	#65 ORIFICE DISK
NS	CP491672	AR	#72 ORIFICE DISK
NS	CP491675	AR	#75 ORIFICE DISK
NS	CP491677	AR	#77 ORIFICE DISK
NS	CP491678	AR	#78 ORIFICE DISK
NS	CP491680	AR	#80 ORIFICE DISK
NS	CP491689	AR	#89 ORIFICE DISK
NS	CP491691	AR	#91 ORIFICE DISK
NS	CP491693	AR	#93 ORIFICE DISK
NS	CP4916103	AR	#103 ORIFICE DISK
NS	CP4916107	AR	#017 ORIFICE DISK
NS	CP4916115	AR	#115 ORIFICE DISK
NS	CP4916125	AR	#125 ORIFICE DISK
NS	CP4916132	AR	#132 ORIFICE DISK
NS	CP4916144	AR	#144 ORIFICE DISK
NS	CP4916151	AR	#151 ORIFICE DISK
NS	CP4916177	AR	#177 ORIFICE DISK

AP Coulter Knife Stop Hardware Kit – Adjustable (2022 and older)






ILLUSTRATED PARTS LIST

Parts List 99FCAPPKNIFE: AP Coulter Knife Stop Hardware Kit – Adjustable (2022 and older)

ITEM	PART NO.	QTY.	DESCRIPTION
1	17909	1	PLATE, SHIM SPACER
2	17910	1	KNIFE ADJUSTER BRACKET
3	17915	1	KNIFE MOUNT
4	17920	1	KNIFE SHIM, 14 GA
5	17921	1	KNIFE SHIM, 10 GA
6	17922	1	KNIFE SHIM, 7 GA
7	510020	1	HOSE, 3/8", EPDM
8	540032	2	CLAMP, HOSE SS 5/16" #5
9	590029	1	SEAL, EPDM
10	596155M	1	BOLT, HH 1/2-13 X 2-1/2 GR5 MAGNI
11	596213M	1	NUT, HEX 3/8-16 MAGNI
12	596215M	3	NUT, HEX 1/2 NC GR5 MAGNI
13	596251M	3	WASHER, LOCK, 1/2 MAGNI
14	596260M	1	WASHER, FLAT 1/2 MAGNI
15	596639M	1	BOLT, HH 1/2 X 1-3/4 GR5 MAGNI
16	596640M	1	BOLT, HH 1/2 X 3-1/4 GR5 MAGNI
17	596666M	1	BOLT, HH 3/8-16 X 2 MAGNI
18	596762M	1	NUT, SQ 3/8-16 MAGNI
19	750003	1	KNIFE, EXTRA THIN W/ 3/8" PIPE
20	90SACLYKNFCHCKVLV	1	KNIFE CHECK VALVE ASSEMBLY
NS	CP491663	AR	#63 ORIFICE DISK
NS	CP491665	AR	#65 ORIFICE DISK
NS	CP491672	AR	#72 ORIFICE DISK
NS	CP491675	AR	#75 ORIFICE DISK
NS	CP491677	AR	#77 ORIFICE DISK
NS	CP491678	AR	#78 ORIFICE DISK
NS	CP491680	AR	#80 ORIFICE DISK
NS	CP491689	AR	#89 ORIFICE DISK
NS	CP491691	AR	#91 ORIFICE DISK
NS	CP491693	AR	#93 ORIFICE DISK
NS	CP4916103	AR	#103 ORIFICE DISK
NS	CP4916107	AR	#017 ORIFICE DISK
NS	CP4916115	AR	#115 ORIFICE DISK
NS	CP4916125	AR	#125 ORIFICE DISK
NS	CP4916132	AR	#132 ORIFICE DISK
NS	CP4916144	AR	#144 ORIFICE DISK
NS	CP4916151	AR	#151 ORIFICE DISK

NS	CP4916177	AR	#177 ORIFICE DISK
----	-----------	----	-------------------

Decal Assembly

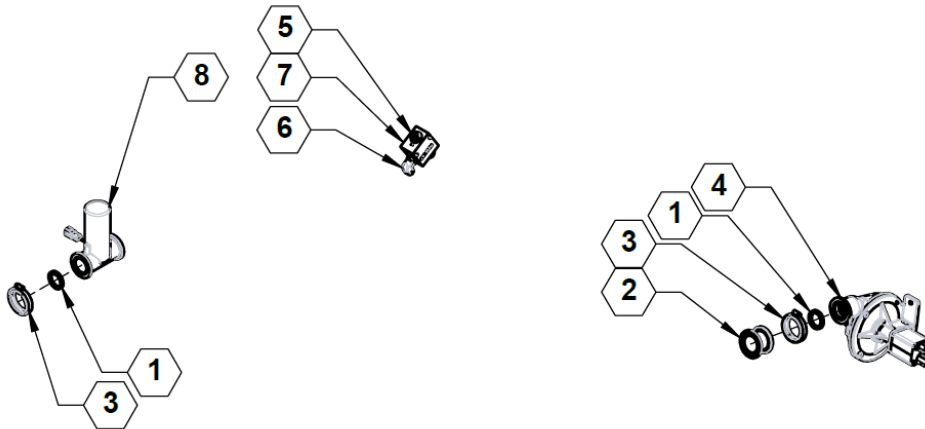
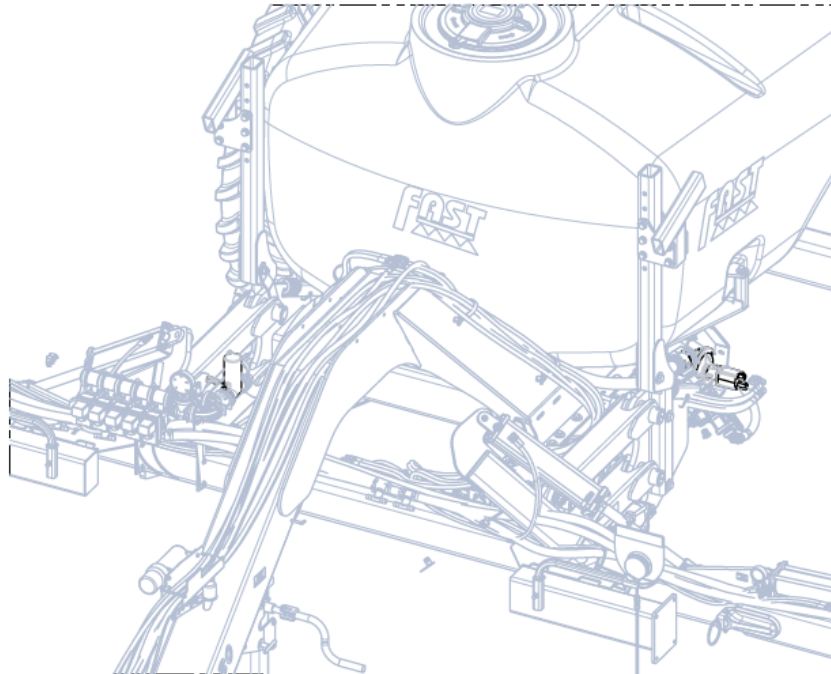


Parts List 17292: Decal Assembly

ITEM	PART NO.	QTY.	DESCRIPTION
1	800210	1	DECAL, FAST AP COULTER LOGO

PUMPS

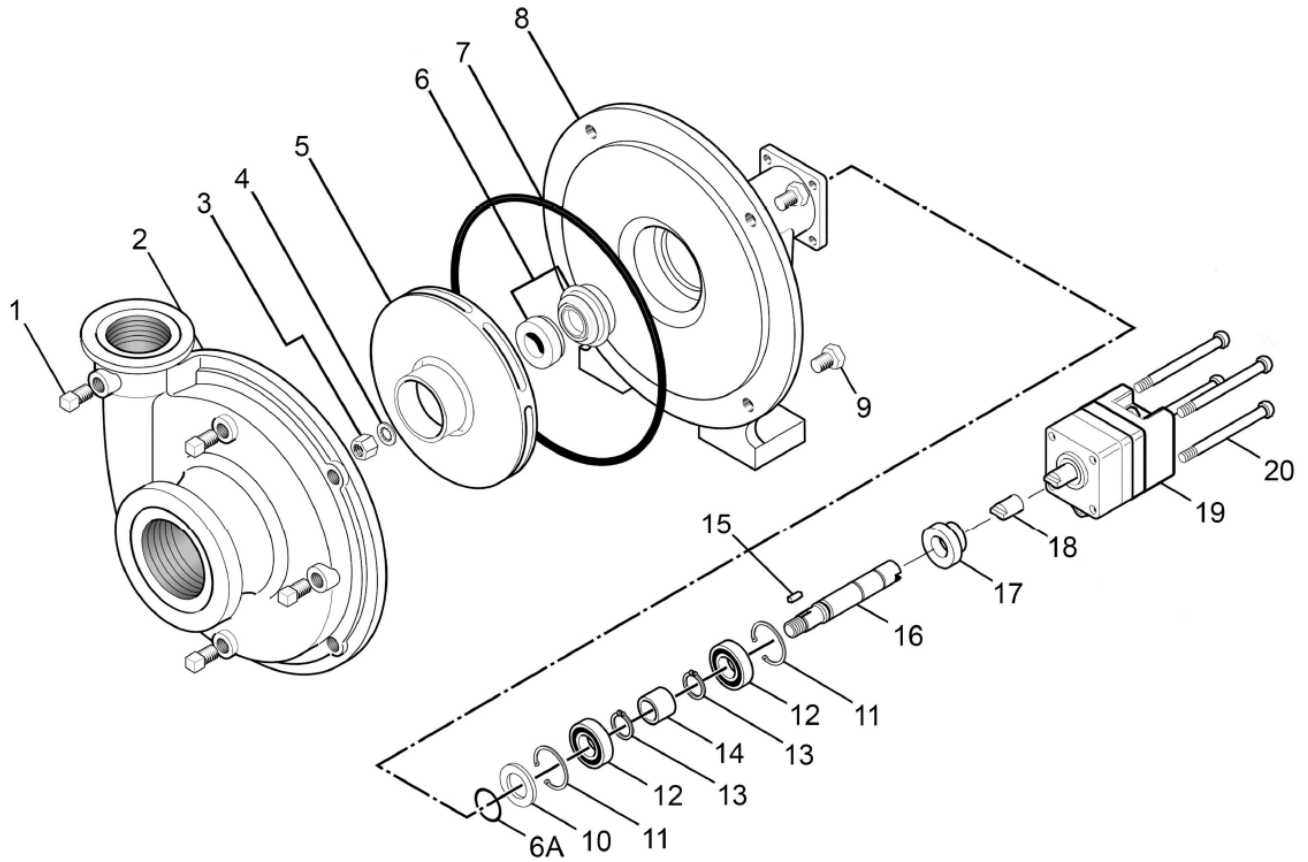
Pump Assembly, ACE FMC-150F-HYD-206



Parts List 34386: Pump Assembly, ACE FMC-150F-HYD-206

ITEM	PART NO.	QTY.	DESCRIPTION
1	530014	2	GASKET, 1.500 EPDM
2	530102	1	FLANGE, 2" FP X 2" REDUCER
3	540001	2	CLAMP, 2.00 STD WORM SCREW
4	550000	1	PUMP, 150-206 FLANGED, ACE
5	610060	1	JIC #8 TO ORING #10
6	610086	1	JIC #8 TO O-RING #10 ELBOW 90
7	610099	1	VALVE, FLOW CONTROL, P.C.
8	632079	1	VALVE, BUTTERFLY, 1.5"

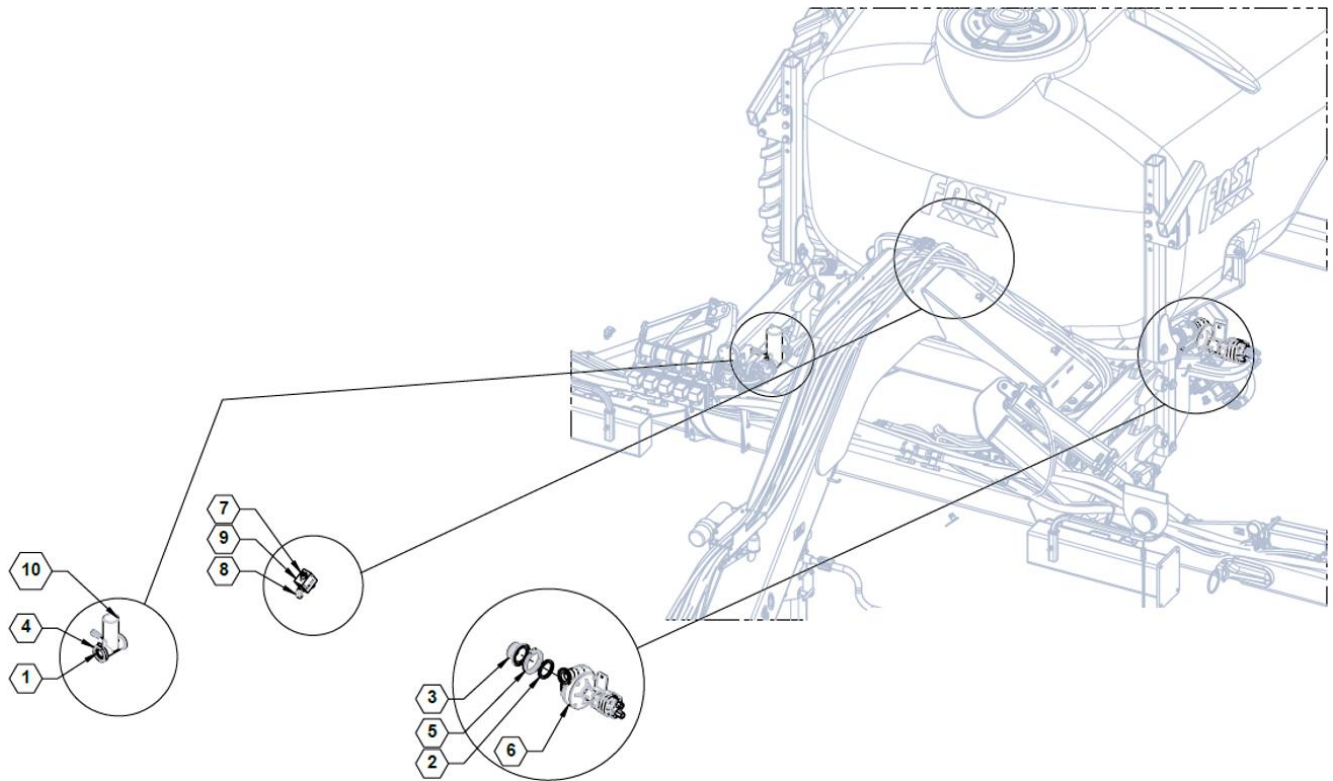
Parts Breakdown: ACE FMC-150F-HYD-206



Parts List 550000: ACE FMC-150F-HYD-206

ITEM	PART NO.	QTY.	DESCRIPTION
1	41110	4	Pipe plug (BAC-53)
	41120	4	Pipe plug, stainless steel (optional)
2	40255	1	Volute, 1-1/2 x 1-1/4 (BAC-12-150)
	40257	1	Volute, cast iron, NPT and flanged
3	40391	1	Nut, 3/8" NF, cad plated (BAC-23-A)
4	40400	1	Washer, 3/8" star, stainless steel (BAC-24-HYD-ST)
5	40446	1	Impeller, Valox, keyway (BAC-26-150-P)
	40445	1	Impeller, cast iron, keyway (optional) (BAC-26-150-CI)
6	40151	1	Seal, mechanical, Viton (BAC-7V) (includes 40160 O-Ring)
	40152	1	Seal, mechanical, silicon carbide (BAC-7SC) (includes 40160 O-Ring) (optional)
6A	40160	1	O-ring, shaft seal
7	40015	1	O-ring, body seal (BAC-4-150)
8	40305	4	Mounting frame (BAC-14-150-HYD) for 200 Series hydraulic motor)
9	40950	4	Cap screw, 3/8 NC x 3/4 hex head
	40930	1	Cap screw, 3/8 NC x 3/4 hex head, S.S.I (optional)
10	41130	2	Slinger (BAC-54)
11	40810	2	Snap ring, internal, BAC-14 mounting frame (BAC-33)
12	40870	2	Ball Bearing, sealed, BAC-6 shaft (BAC-37)
13	40790	1	Snap ring, external, BAC-6 shaft (BAC-32)
14	40795	1	Spacer for BAC-6 shaft (BAC-32-S)
15	40420	1	Key, 1/8" x 1/8" x 1/2" (BACH-25)
16	40061	1	Shaft, 5/8" diameter, keyway & tang slot, S.S. option (BAC-6-HYD-ST)
17	40161	1	Seal support spacer, 200 Series Hydraulic motor, effective 6/00 (S200)
18	41380	1	Coupling for hydraulic motor (BAC-76-HYD)
19	41372	1	Hydraulic motor, 7 GPM (BAC-75-HYD-206)
20	41258	4	Cap screw, 5/16 NC x 3-3/4 Hex head (for 206 motor)
NS	52710	1	Repair kit for FMC-150 series pump (RK-FMC-150)
NS	41371	1	Repair kit for 200 Series motor (RK-BAC-75-HYD)
NS	41374	1	Repair kit for 200-L Series motor (RK-BAC-75-HYD-L)

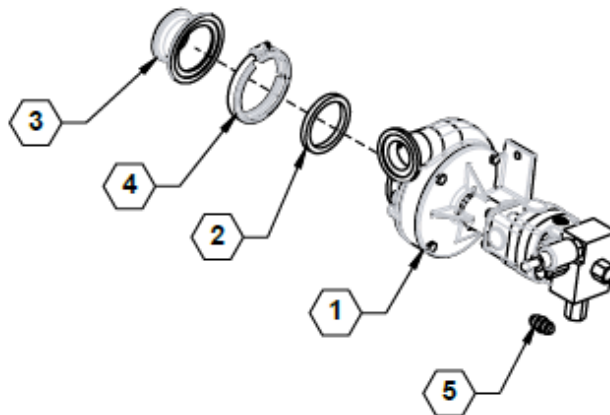
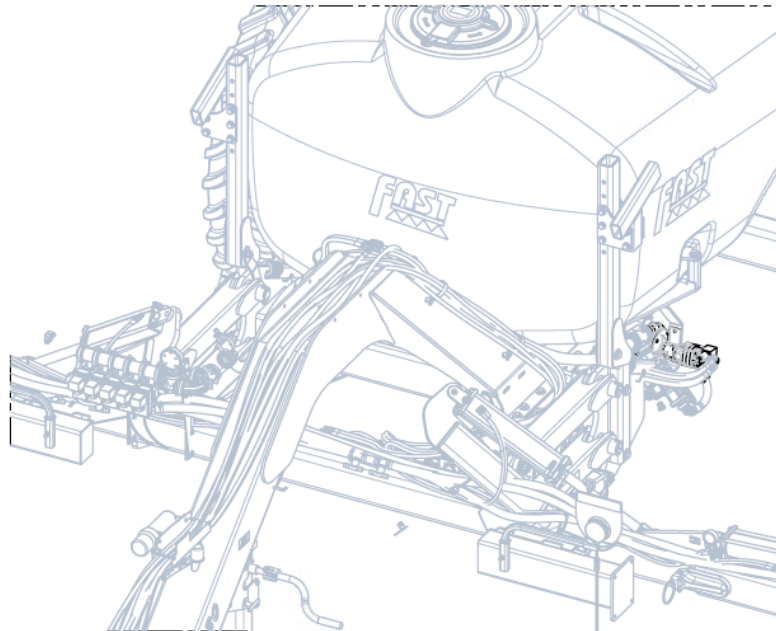
Pump Assembly, ACE FMC-205-HYD-304



Parts List 34383: Pump Assembly, ACE FMC-205-HYD-304

ITEM	PART NO.	QTY.	DESCRIPTION
1	530014	1	GASKET, 1.500 EPDM
2	530024	1	GASKET, 3" EPDM
3	530316	1	MANIFOLD REDUCER 3" X 2" CPLR
4	540001	1	CLAMP, 2.00 STD WORM SCREW
5	540003	1	CLAMP, WORM SCREW 3"
6	550025	1	PUMP, ACE 205F 304 ASSEMBLY
7	610060	1	JIC #8 TO ORING #10
8	610086	1	JIC #8 TO O-RING #10 ELBOW 90°
9	610099	1	VALVE, FLOW CONTROL, P.C.
10	632079	1	VALVE, BUTTERFLY, 1.5"

Pump Assembly, ACE FMC-205-HYD-304 PWM

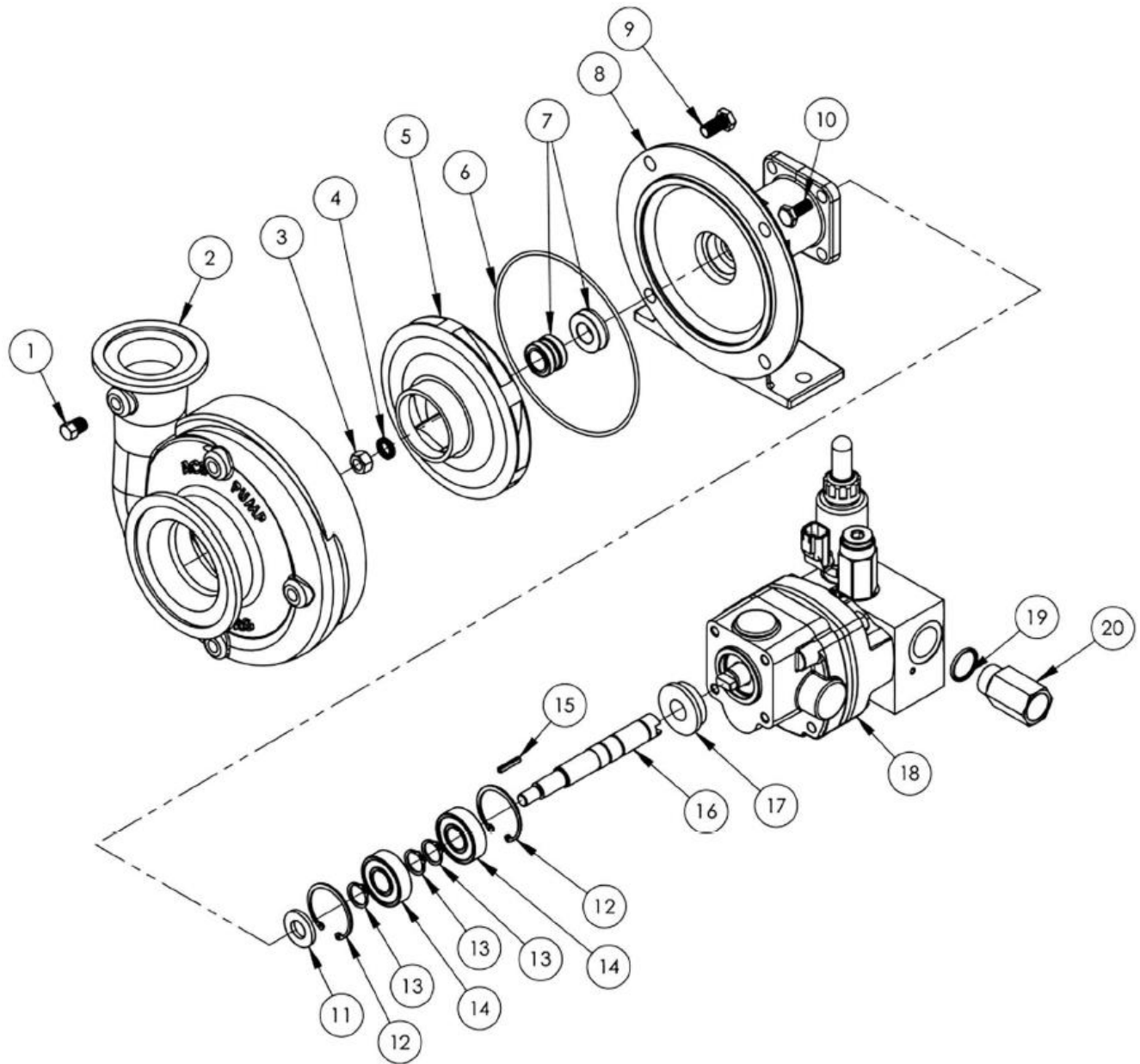


INSTALL BETWEEN HYDRAULIC HOSES THAT NORMALLY GO TO THE OVERSPEED VALVE

Parts List 34387: Pump Assembly, ACE FMC-205-HYD-304 PWM

ITEM	PART NO.	QTY.	DESCRIPTION
1	550035	1	PUMP, ACE 205F W/304 PWM
2	530024	1	GASKET, 3" EPDM
3	530316	1	MANIFOLD REDUCER 3" X 2" CPLR
4	540003	1	CLAMP, WORM SCREW 3"
5	610147	1	FITTING, #8 JIC UNION

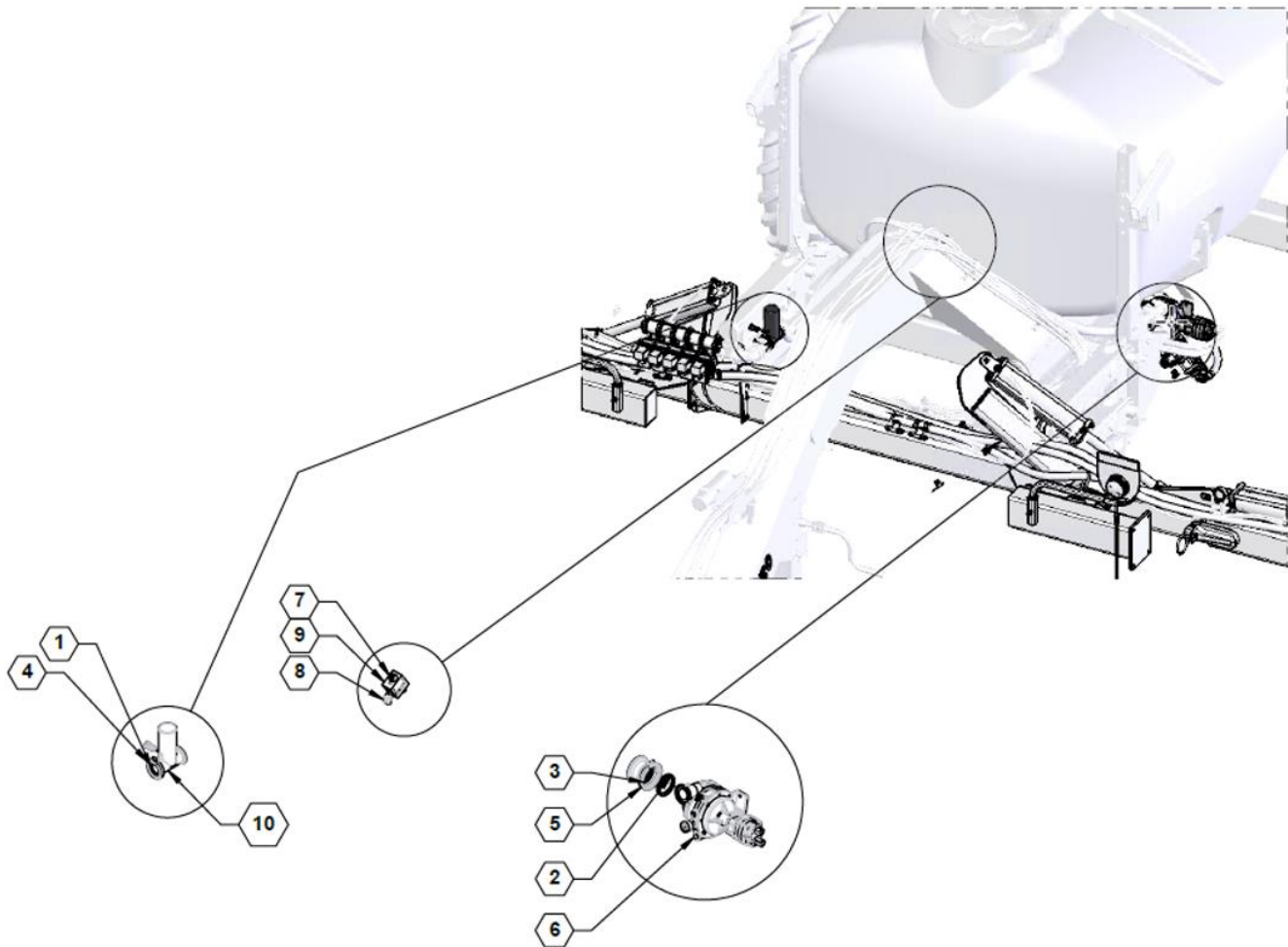
Parts Breakdown: ACE Pump, ACE FMC-205-HYD-304 PWM



Parts List 550025 / 550035: ACE FMC-205-HYD-304 PWM

ITEM	PART NO.	QTY.	EDP #	DESCRIPTION
1	BAC-53	4	41110	Pipe plug
1	41120	4	41120	Pipe plug, stainless steel (-FS model) (optional)
2	7AC-14-FLG	1	41530	Volute, 300 standard flange x 220 full port flange, cast iron
2	7AC-14-FLG-SS	1	41532	Volute. 300 flange x 220 flange, 316 stainless steel (-FS model)
3	BAC-23-B-SS	1	40393	Nut, 3/8" NF, stainless steel
4	BAC-24-B-SS	1	42702	Washer, 3/8", stainless steel, self-locking
5	BAC-26-200-P	1	40434	Impeller, thermoplastic
	BAC-26-200-CI	1	40433	Impeller, cast iron (optional)
	BAC-26-200-SS	1	40436	Impeller, 316 stainless steel (-FS model) (optional)
6	BAC-4A	1	40005	O-ring, body seal
7	BAC-7SC-205V	1	40149	Seal, silicon carbide
8	BAC-14-205-HYD	1	40338	Mounting frame for 205 pump
	BAC-14-205-HYD-S	1	40346	Mounting frame for 205 pump, 316 stainless steel (-FS model)
9	40950	4	40950	Cap screw, 3/8" NC x 3/4" hex head
	40930	4	40930	Cap screw, 3/8" NC x 3/4" hex head, stainless steel (-FS model)
10	41330	4	41330	Cap screw, 5/16" NC x 3/4" hex head, motor to pump
11	BAC-54	1	41130	Slinger
12	BACH-33	2	40820	Snap ring, internal, BAC-14-205 mounting frame
13	BACH-32-HD	3	40385	Snap ring, external, BAC-6-205 shaft
14	40880	2	40880	Ball bearing, sealed, BAC-6-205 shaft
15	BAC-25	1	40425	Key, 1/8" x 1/8" x 13/16", extended keyway
16	BAC-6-205-HYD-SS	1	40068	Shaft, extended keyway, tang, stainless steel
17	S305	1	40163	Seal support spacer for 205 series pump
18	BAC-75-HYD-304-PWM	1	41348	Hydraulic motor, 11 GPM, PWM
19	41445	1	41445	O-ring, #10 SAE fitting
20	BAC-78-10X10SAE	1	41467	Reverse check assembly, #10 SAE x #10 SAE
NS	RK-FMCSC-205	-	52705	Repair kit for FMC-205 pump with silicon carbide shaft seal
NS	RK-BAC-75-HYD-30	-	41362	Repair kit for 300 Series hydraulic motor

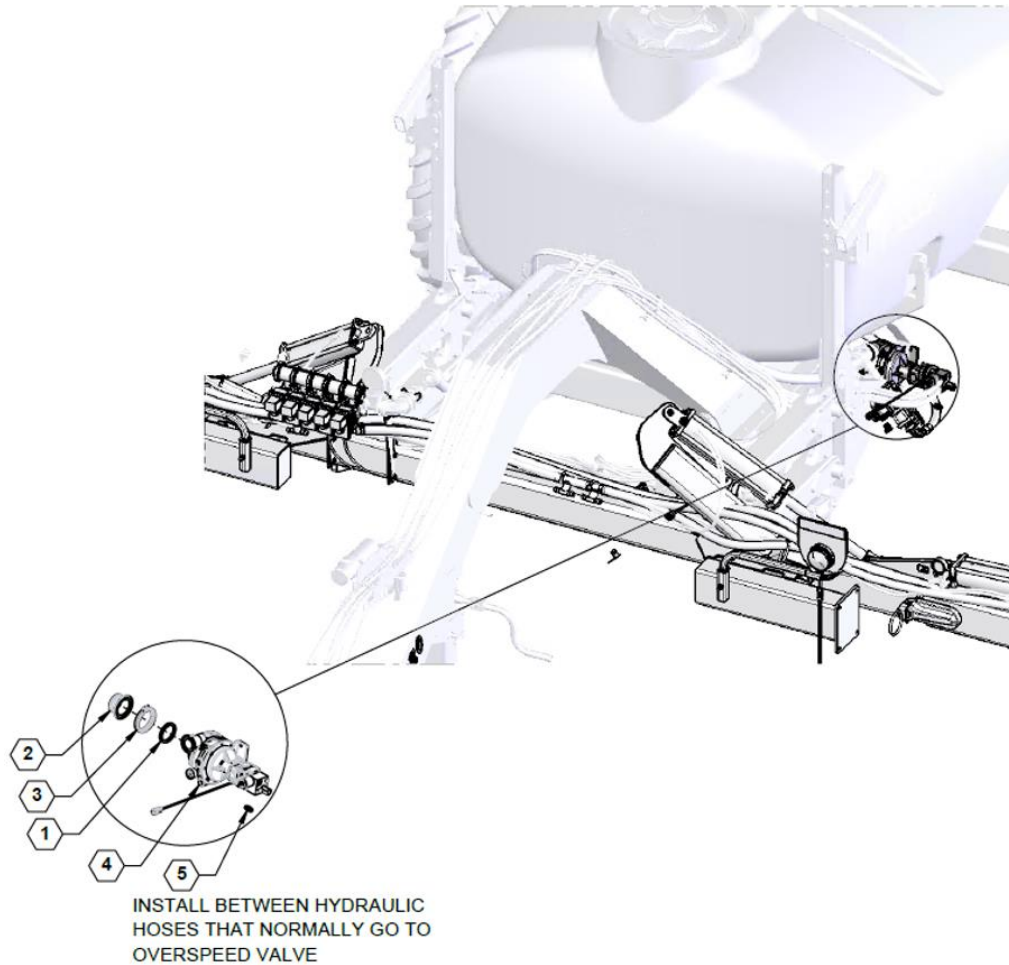
Pump Assembly, ACE FMC-255F OASIS



Parts List 34715: Pump Assembly, ACE FMC-255F OASIS

ITEM	PART NO.	QTY.	DESCRIPTION
1	530014	1	GASKET, 1.500 EPDM
2	530024	1	GASKET, 3" EPDM
3	530316	1	MANIFOLD REDUCER 3" X 2" CPLR
4	540001	1	CLAMP, 2.00 STD WORM SCREW
5	540003	1	CLAMP, WORM SCREW 3"
6	550055	1	PUMP, ACE 255F-304 WET SEAL
7	610060	1	JIC #8 TO ORING #10
8	610086	1	JIC #8 TO O-RING #10 ELBOW 90°
9	610099	1	VALVE, FLOW CONTROL, P.C.
10	632079	1	VALVE, BUTTERFLY, 1.5"

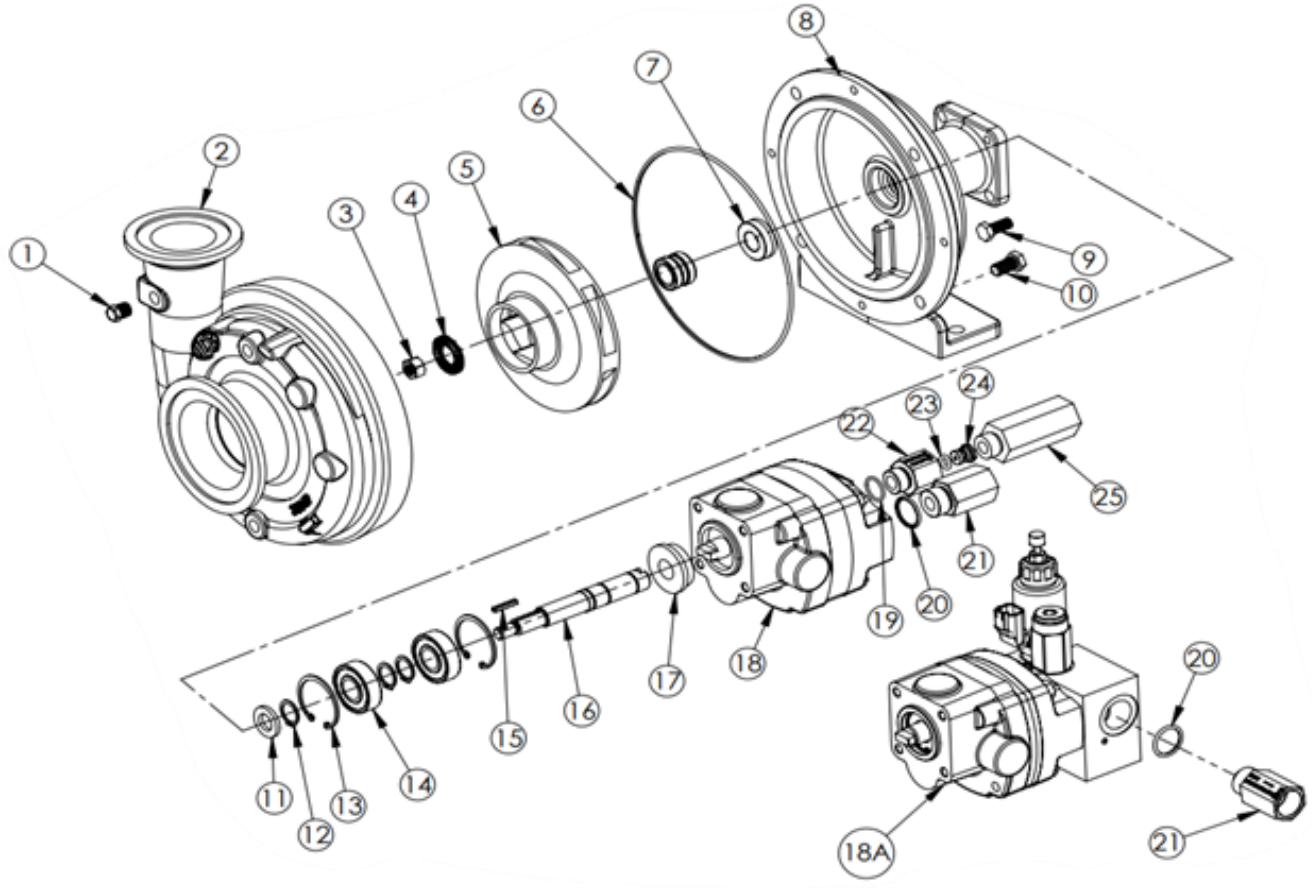
Pump Assembly, ACE FMC-255F OASIS PWM



Parts List 34718: Pump Assembly, ACE FMC-255F OASIS PWM

ITEM	PART NO.	QTY.	DESCRIPTION
1	530024	1	GASKET, 3" EPDM
2	530316	1	MANIFOLD REDUCER 3" X 2" CPLR
3	540003	1	CLAMP, WORM SCREW 3"
4	550056	1	PUMP, ACE 255F-304 PWM WET SEAL
5	610147	1	FITTING, #8 JIC UNION
6	632042	1	2 PIN DT 40' CABLE EXTENSION

Parts Breakdown: ACE Pump, ACE FMC-255 OASIS (PWM)

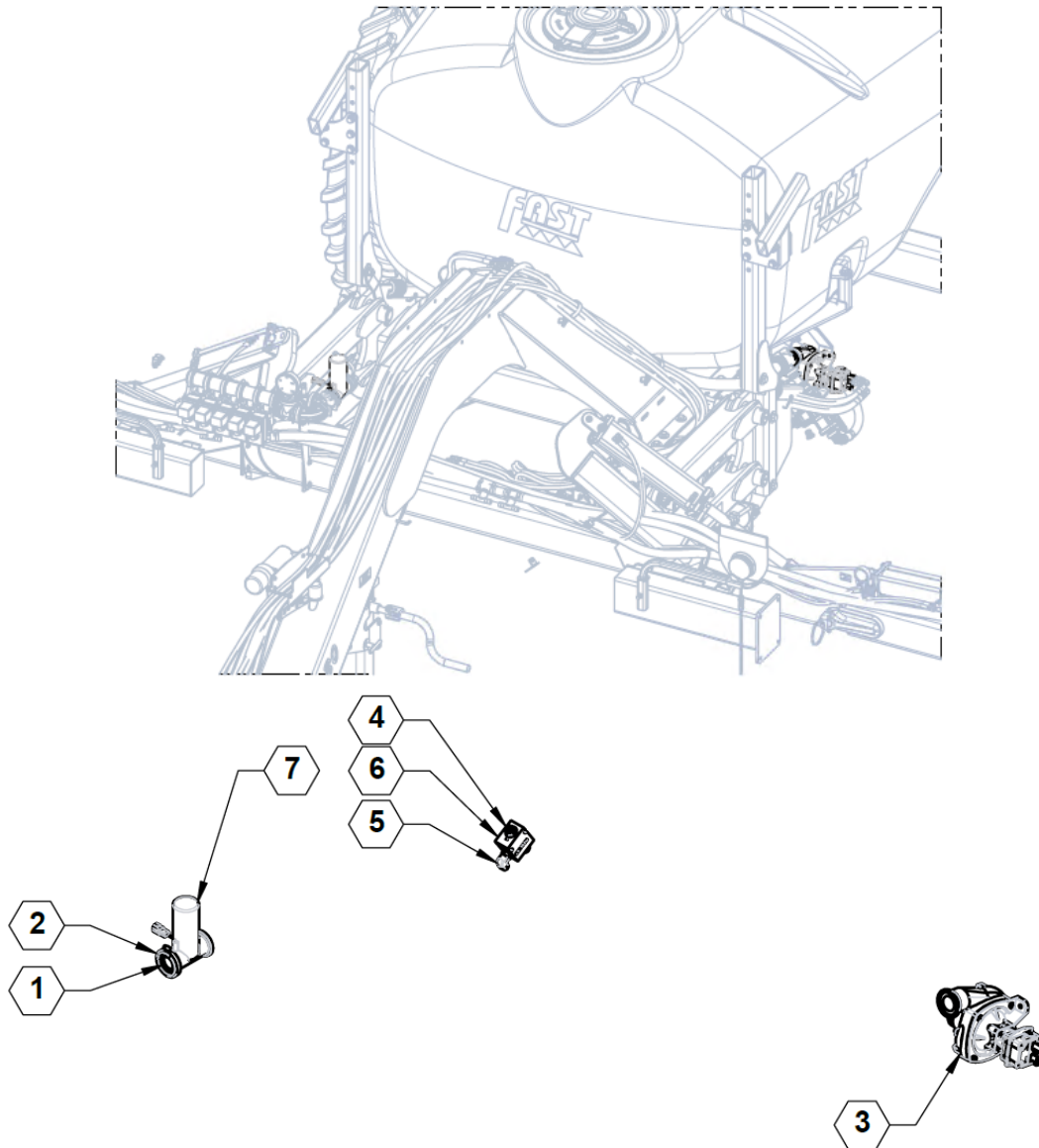


Parts List 550055 / (550056): ACE FMC-255 OASIS (PWM)

ITEM	EDP #	VENDOR #	QTY.	DESCRIPTION
0	-	550055 (550056)	1	PUMP, 255-304 WET SEAL (PWM)
1	41100	BAC-53	4	PIPE PLUG
1	41120	41120	4	PIPE PLUG, STAINLESS STEEL (OPTIONAL)
2	30149	BAC-12-255- FLG	1	VOLUTE, CAST IRON, 300 X 220 FLANGED, E-COATED
3	40393	BAC-23-B- SS	1	NUT, 3/8" NF, SS
4	42702	BAC-24-B- SS	1	WASHER, 3/8" SS, VIBRATION PROOF
5	40434	BAC-26-200- P	1	IMPELLER, THERMOPLASTIC, KEYWAY
5	40433	BAC-26-200- CI	1	IMPELLER, CAST IRON, KEYWAY (OPTIONAL)
5	40436	BAC-26-200- SS	1	IMPELLER, STAINLESS STEEL, KEYWAY (OPTIONAL)
6	40015	BAC-4-150	1	O-RING, BODY SEAL
7	40149	BAC-7SC- 205V	1	SEAL, TYPE 2106 SILICON CARBIDE MECHANICAL SEAL
8	40288	BAC-14-5- HYD	1	MOUNTING FRAME, CAST IRON, E-COATED
9	41330	41330	2	CAP SCREW, 5/16" NC X 3/4"
10	40950	40950	4	CAP SCREW, 3/8"NC X 3/4" HEX HEAD
10	40930	40930	4	CAP SCREW, 3/8"NC X 3/4" HEX HEAD, STAINLESS STEEL (OPTIONAL)
11	41130	BAC-54	1	SLINGER
12	40385	BACH-32-HD	3	SNAP RING, EXTERNAL, SHAFT
13	40820	BACH-33	2	SNAP RING, INTERNAL, MOUNTING FRAME
14	40880	40880	2	BEARING
15	40425	BAC-25	1	KEY, 1/8" X 1/8" X 13/16" SS
16	41584	BAC-6-255- HYD-SS	1	SHAFT, .625 DIA, 255, SS
17	40163	S305	1	SEAL SUPPORT SPACER (304N)
18	41343	BAC-75- HYD-304	1	HYDRAULIC MOTOR, 9 GPM (INCLUDES 17,18, 19,20,21,22,23, 24)
18	41312	BAC-75- HYD-306	1	HYDRAULIC MOTOR, 16.5 GPM (INCLUDES 17,18B, 19,20,21,22,23, 24A)

ITEM	EDP #	VENDOR #	QTY.	DESCRIPTION
18A	41348	BAC-75-HYD-304-PWM	1	HYDRAULIC MOTOR, INTEGRATED PWM VALVE, 9 GPM (INCLUDES 17,18A,20,21A)
19	41875	41875	1	O-RING, #8 SAE FITTING
20	41445	41445	1	O-RING, #10 SAE FITTING
21	41442	BAC-78-10SAE	1	REVERSE CHECK ASSEMBLY, #10 SAE X 1/2" NPT, W/ O-RING
21A	41467	BAC-78-10X10SAE	1	REVERSE CHECK ASSEMBLY, #10 SAE X #10 SAE, W/ O-RING (OPTIONAL)
22	41455	BAC-80-8SAE	1	BODY, RESTRICTOR ORIFICE, #8 SAE X 1/2" NPT, W/ O-RING
23	41448	41448	1	O-RING, RESTRICTOR
24	41447	BAC-79-8	1	ORIFICE INSERT, RESTRICTOR, W/ O-RING (304) (DO NOT USE WITH 304-PWM)
24A	41449	BAC-79-9	1	ORIFICE INSERT, RESTRICTOR, W/ O-RING (306)
25	41429	LS-304N	1	FLOW LIMITING VALVE, #8 MSAE X 1/2" FNPT (304) (OPTIONAL)
*	52717	RK-FMCSC-PRO5	-	REPAIR KIT, INCLUDES ITEMS 6 AND 7
*	41362	RK-BAC-75-HYD-300-L	-	REPAIR KIT; 300 SERIES HYD MOTOR WITH HIGH PRESSURE LIP SEAL

Pump Assembly, HYPRO 9306C-HM1C (Cast)

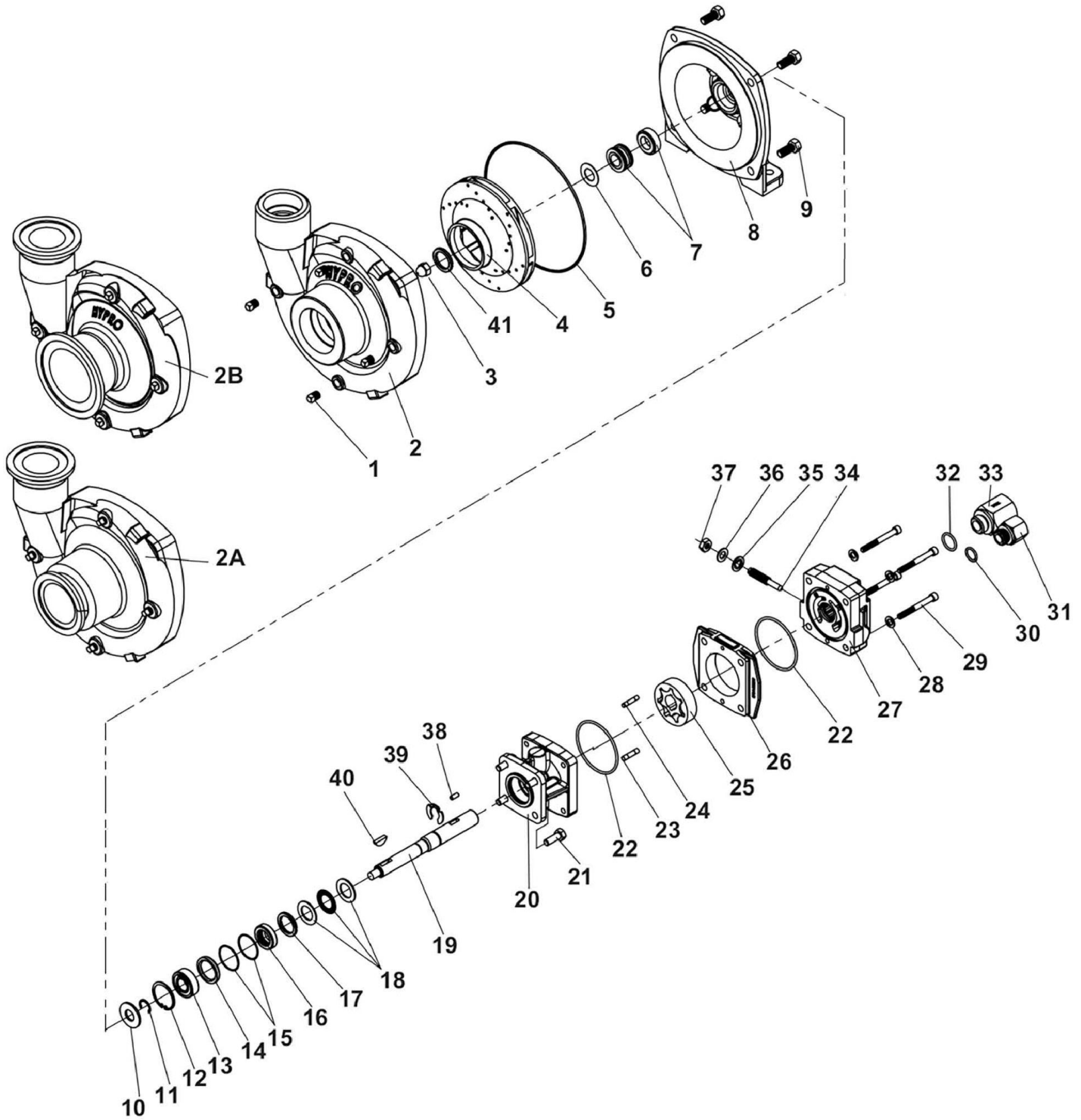


Parts List 34384: Pump Assembly, HYPRO 9306C-HM1C (Cast)

ITEM	PART NO.	QTY.	DESCRIPTION
1	530014	1	GASKET, 1.500 EPDM
2	540001	1	CLAMP, 2.00 STD WORM SCREW
3	550045	1	PUMP, HYPRO 9306 CAST
4	610060	1	JIC #8 TO ORING #10
5	610086	1	JIC #8 TO O-RING #10 ELBOW 90°
6	610099	1	VALVE, FLOW CONTROL, P.C.
7	632079	1	VALVE, BUTTERFLY, 1.5"



Parts Breakdown: HYPRO Pump 9306C-HM1C (Cast)

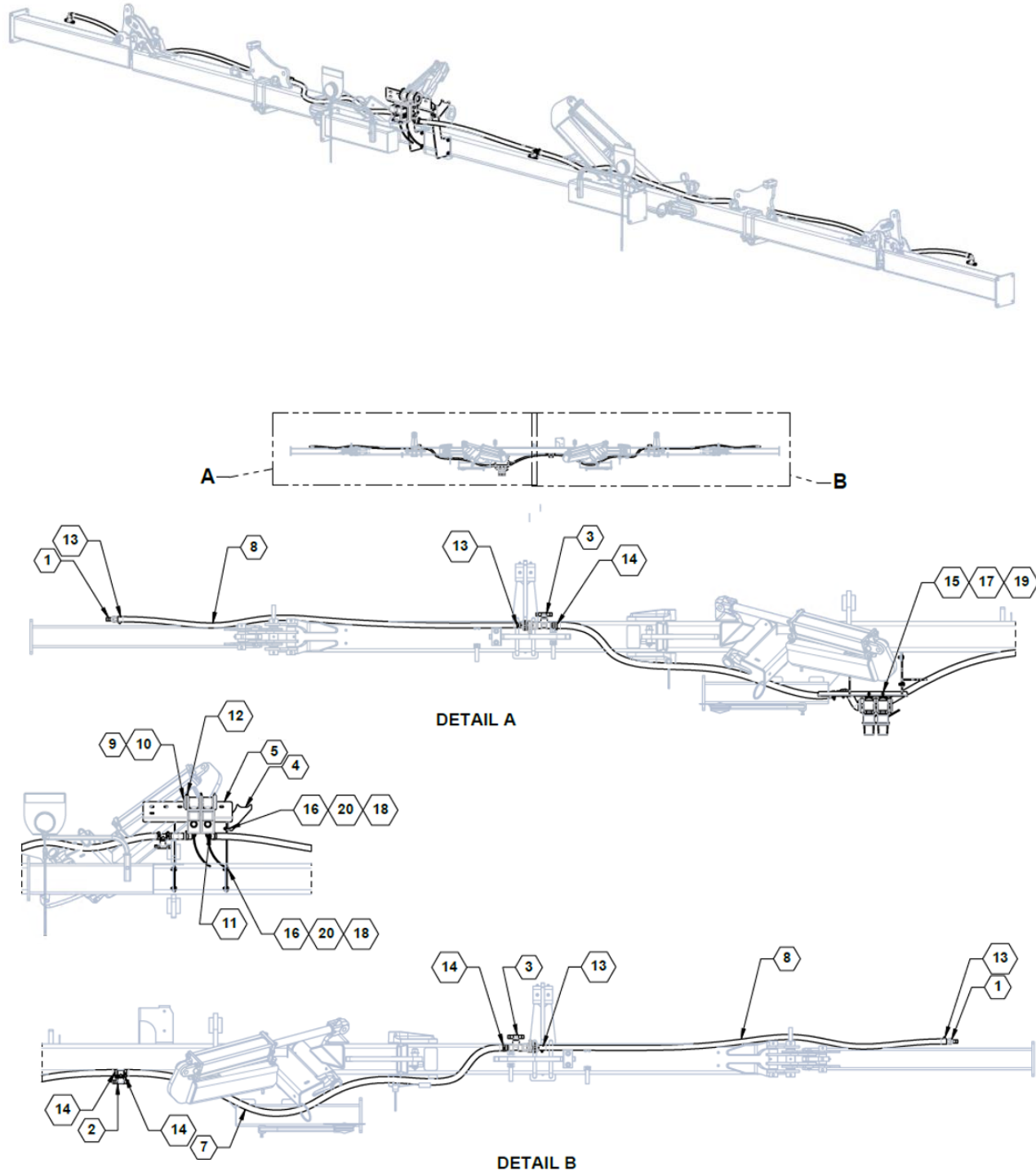


Parts List 550045: HYPRO Pump 9306C-HM1C (Cast)

ITEM	PART NO.	QTY.	DESCRIPTION
1	2406-0007	4	Drain/Vent Plug (9306C)
	2406-0016	4	Drain/Vent Plug (9306S)
2	0154-9200C1	1	Pump Casing (9306C)
	0154-9200S1	1	Pump Casing (9306S)
2A	0157-9200C	1	Pump Casing (Universal Flange 220x200)
2B	0158-9200C	1	Pump Casing (Universal Flange 300x220 Cast)
	0158-9200S	1	Pump Casing (Universal Flange 300x220 S.S.)
3	2253-0002	1	Impeller Nut (9306C)
	2253-0006	1	Impeller Nut (9306S (sold in Parts Kit 3430-0825))
4	0401-9200P2	1	Impeller (Nylon Standard 9306C)
	0405-9200P2	1	Impeller (Polypropylene Optional) (Standard 9306S)
	0407-9306P	1	Impeller (GTX Optional)
5	1720-0083	1	O-ring
6	1700-0100	1	Gasket
7	3430-0589	1	Mechanical Seal (Silicon Carbide) (Standard 9306S) Contains one each: mechanical seal (Reference 7) and O-ring (Reference 5).
8	0750-9300C2	1	Mounting Flange (9306C)
8	0756-9300S	1	Mounting Flange (9306S)
9	2210-0020	4	Hex Head Cap Screw (9306C)
9	2210-0125	4	Hex Head Cap Screw (9306S)
10	1410-0056	1	Slinger Ring
11	1810-0014	1	Snap Ring
12	1820-0013	1	Retaining Ring
13	2000-0010	1	Ball Bearing
14	1410-0131	1	Cartridge, Front
15	1720-0268	2	O-ring
16	2104-0010	1	Lip Seal (only sold in Parts Kit No. 3430-0881)
17	1410-0130	1	Seal Spacer
18	2029-0014	1	Thrust Bearing Assembly
19	0533-2500	1	Shaft (HM1C/HM5C)
	0536-2500	1	Shaft (HM3C)
20	0150-2500C	1	Motor Body (includes needle bearing)
			NOTE: When ordering parts, give QUANTITY, PART NUMBER, DESCRIPTION, and COMPLETE MODEL NUMBER. Reference numbers are used ONLY to identify parts in the drawing and are NOT to be used as order numbers.
			Repair Parts Kit No. 3430-0332 Contains: One mechanical seal (Reference 7), one O-ring (Reference 5) and one rubber gasket (Reference 6).
			Parts Kit No. 3430-0881 Contains: One each ball bearing (Reference 13), motor shaft seal. (Reference 16), thread seal gasket (Reference 35), two cartridge O-rings (Reference 15) and washer (Reference 36); two each motor housing O-rings (Reference 22), and port adapter O-rings (Reference 30 & 32).
			Hydraulic Motor Part Numbers. 2500-0081C (HM1C Models) 2500-0083C (HM3C Models) 2500-0085C (HM5C Models)

PRODUCT PLUMBING ON TOOLBAR

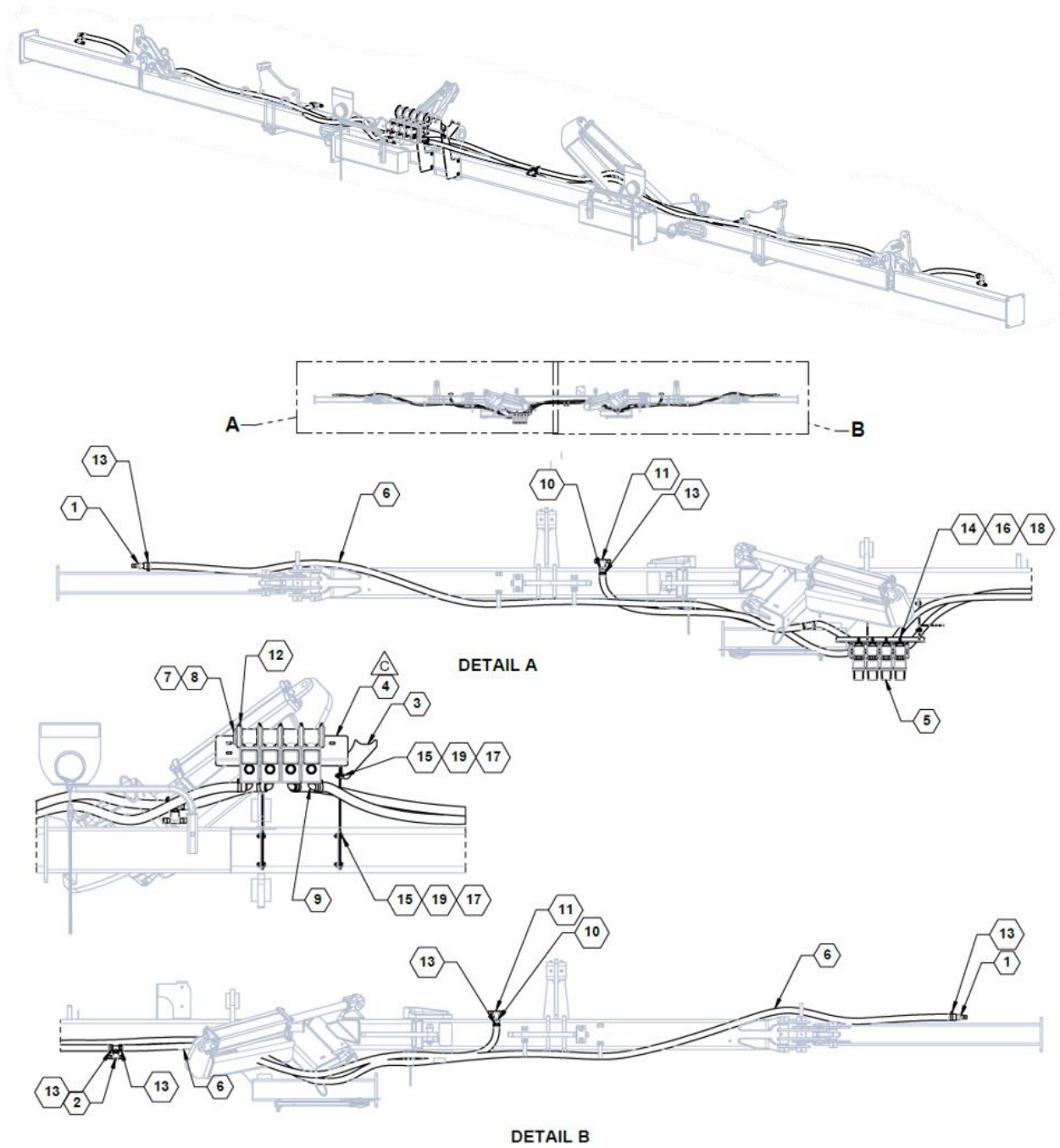
2-Section Toolbar Plumbing



Parts List 34403: 2-Section Toolbar Plumbing

ITEM	PART NO.	QTY.	DESCRIPTION
1	90SAFTG075T07590	2	FITTING: 3/4"-T TO 3/4"-90DEG
2	90SAFTG100T075T	2	FITTING ASSY, TEE .75 MPT X 1.00 HB W/ TEE .75 FPT X .75 HB
3	90SAVFF	2	SUB ASSY, VALVE, FLIP FERT.
4	34305	1	PLATE, PLUMBING SUPPORT
5	35321	1	WLDMNT, SECTION VALVE MNT
6	500027	0.5	VALVE, 450 4-BANK, NON-FLOWBACK, NARROW TEE
7	510016	20	(FT) HOSE, 1" EPDM
8	510019	16	(FT) HOSE, 3/4" EPDM
9	530019	2	GASKET, 2.00 EPDM
10	530093	1	PLUG, MANIFOLD, 2.00
11	530190	2	QUICK CONNECT, 1.00 HB ELBOW 90
12	540001	2	CLAMP, 2.00 STD WORM SCREW
13	540013	4	HOSE CLAMP, SS .75 #12
14	540014	8	HOSE CLAMP, SS 1.00 #16
15	596115M	2	BOLT, HH 5/16-18X1 GR5 MAGNI
16	596128M	6	BOLT, HH 3/8-16 X 1 GR5 MAGNI
17	596236M	2	NUT, CENTERLOCK, 5/16-18 MAGNI
18	596237M	6	NUT, CENTERLOCK 3/8-16 MAGNI
19	596257M	2	WASHER, FLAT 5/16 USS MAGNI
20	596258M	6	WASHER, FLAT 3/8 MAGNI

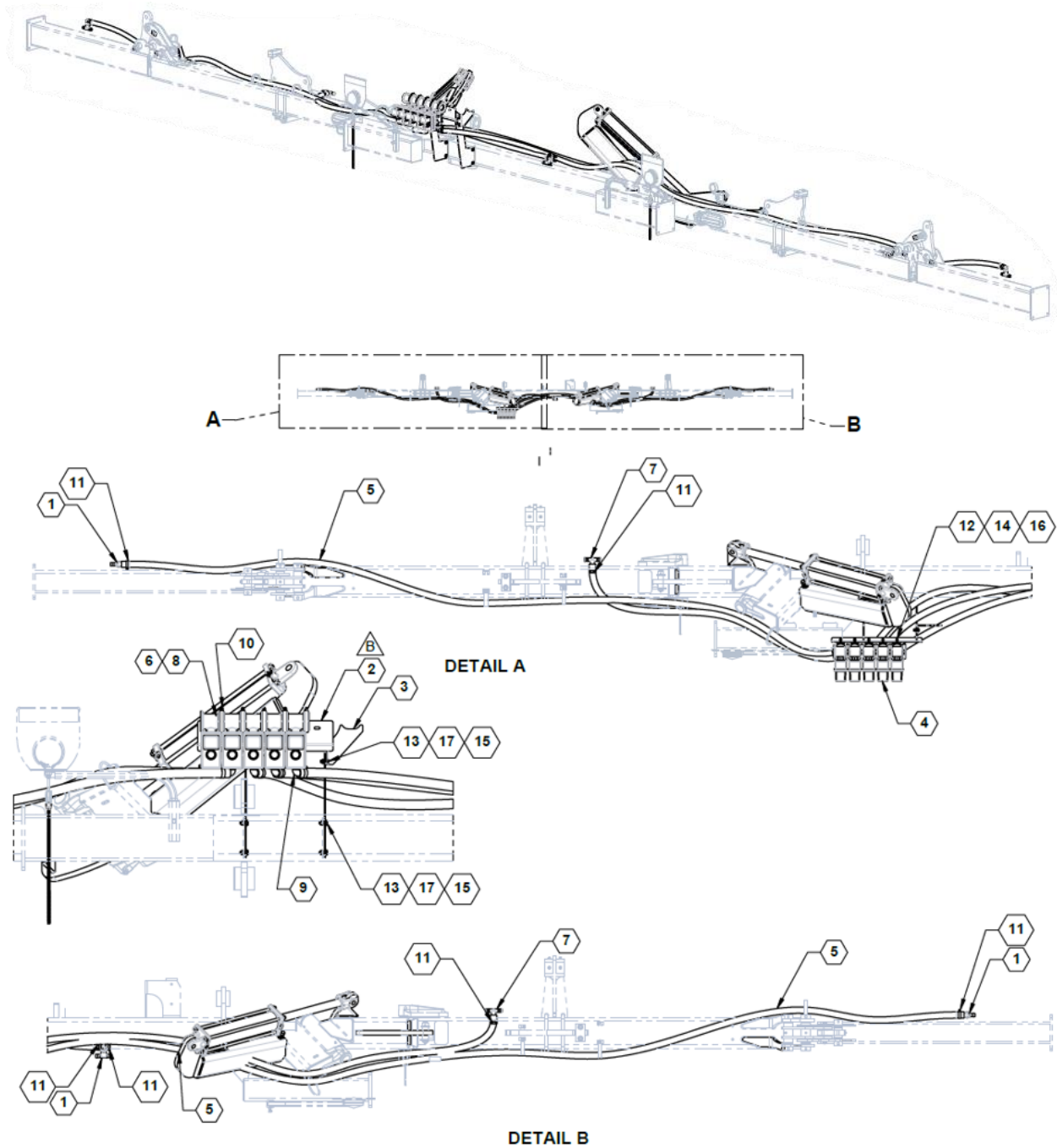
4-Section Toolbar Plumbing



Parts List 34293: 4-Section Toolbar Plumbing

ITEM	PART NO.	QTY.	DESCRIPTION
1	90SAFTG075T10090	2	FITTING ASSY, TEE 0.75 FPT X 0.75 HB W/ ELBOW 0.75 MPT X 1 HB
2	90SAFTG100T075T	2	FITTING ASSY, TEE 0.75 MPT X 1 HB W/ TEE 0.75 FPT X 0.75 HB
3	34305	1	PLATE, PLUMBING SUPPORT
4	35321	1	WLDMNT, SECTION VALVE MNT
5	500027	1	VALVE, 450 4-BANK, NON-FLOWBACK, NARROW TEE
6	510016	55	(FT) HOSE, 1" EPDM
7	530019	2	GASKET, 2 EPDM
8	530093	1	PLUG, MANIFOLD, 2
9	530190	4	QUICK CONNECT, 1 HB ELBOW 90
10	530203	2	HOSE BARB STRAIGHT 3/4" MPTX1"
11	530220	2	TEE, 0.75 FPT X 0.75 HB X 0.75 HB
12	540001	2	CLAMP, 2 STD WORM SCREW
13	540014	12	HOSE CLAMP, SS 1 #16
14	596115M	4	BOLT, HH 5/16-18X1 GR5 MAGNI
15	596128M	6	BOLT, HH 3/8-16 X 1 GR5 MAGNI
16	596236M	4	NUT, CENTERLOCK, 5/16-18 MAGNI
17	596237M	6	NUT, CENTERLOCK 3/8-16 MAGNI
18	596257M	4	WASHER, FLAT 5/16 USS MAGNI
19	596258M	6	WASHER, FLAT 3/8 MAGNI

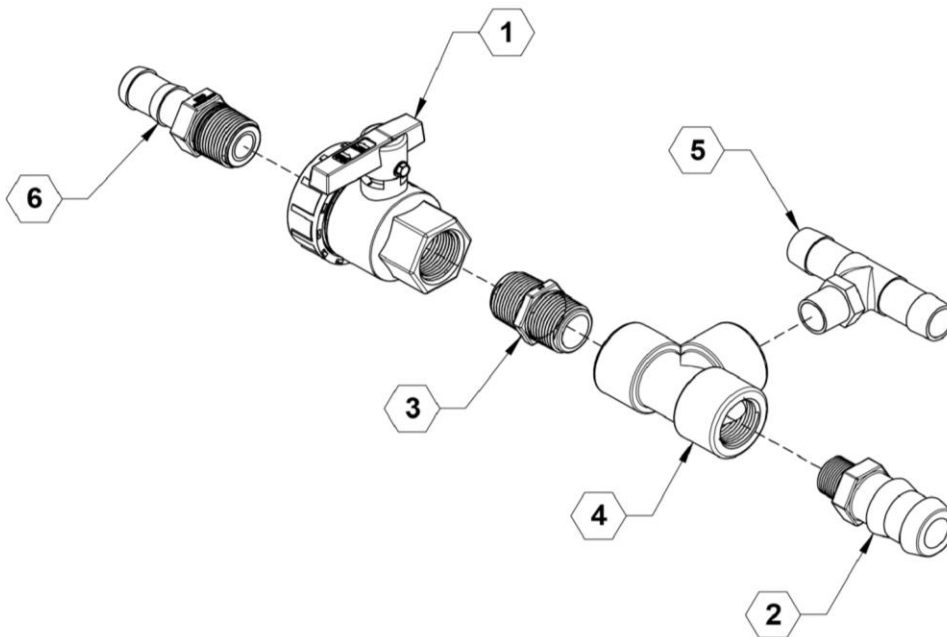
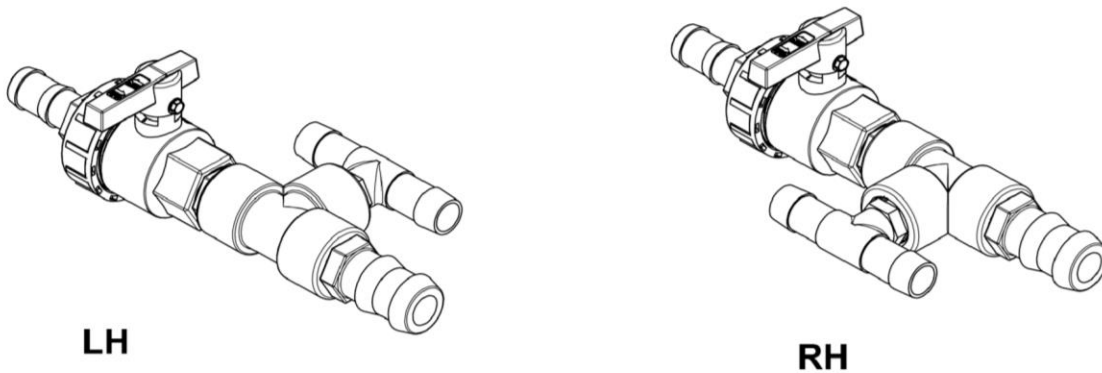
5-Section Toolbar Plumbing



Parts List 34405: 5-Section Toolbar Plumbing

ITEM	PART NO.	QTY.	DESCRIPTION
1	90SAFTG075T10090	3	FITTING ASSY, TEE 0.75 FPT X 0.75 HB W/ ELBOW 0.75 MPT X 1 HB
2	35321	1	WLDMNT, SECTION VALVE MNT
3	34305	1	PLATE, PLUMBING SUPPORT
4	500027	1.25	VALVE, 450 4-BANK, NON-FLOWBACK, NARROW TEE
5	510016	56	(FT) HOSE, 1" EPDM
6	530019	3	GASKET, 2 EPDM
7	530055	2	TEE, 1 HB X 0.75 HB X 0.75 HB
8	530093	1	PLUG, MANIFOLD, 2
9	530190	5	QUICK CONNECT, 1 HB ELBOW 90
10	540001	3	CLAMP, 2 STD WORM SCREW
11	540014	11	HOSE CLAMP, SS 1 #16
12	596115M	5	BOLT, HH 5/16-18X1 GR5 MAGNI
13	596128M	6	BOLT, HH 3/8-16 X 1 GR5 MAGNI
14	596236M	5	NUT, CENTERLOCK, 5/16-18 MAGNI
15	596237M	6	NUT, CENTERLOCK 3/8-16 MAGNI
16	596257M	5	WASHER, FLAT 5/16 USS MAGNI
17	596258M	6	WASHER, FLAT 3/8 MAGNI

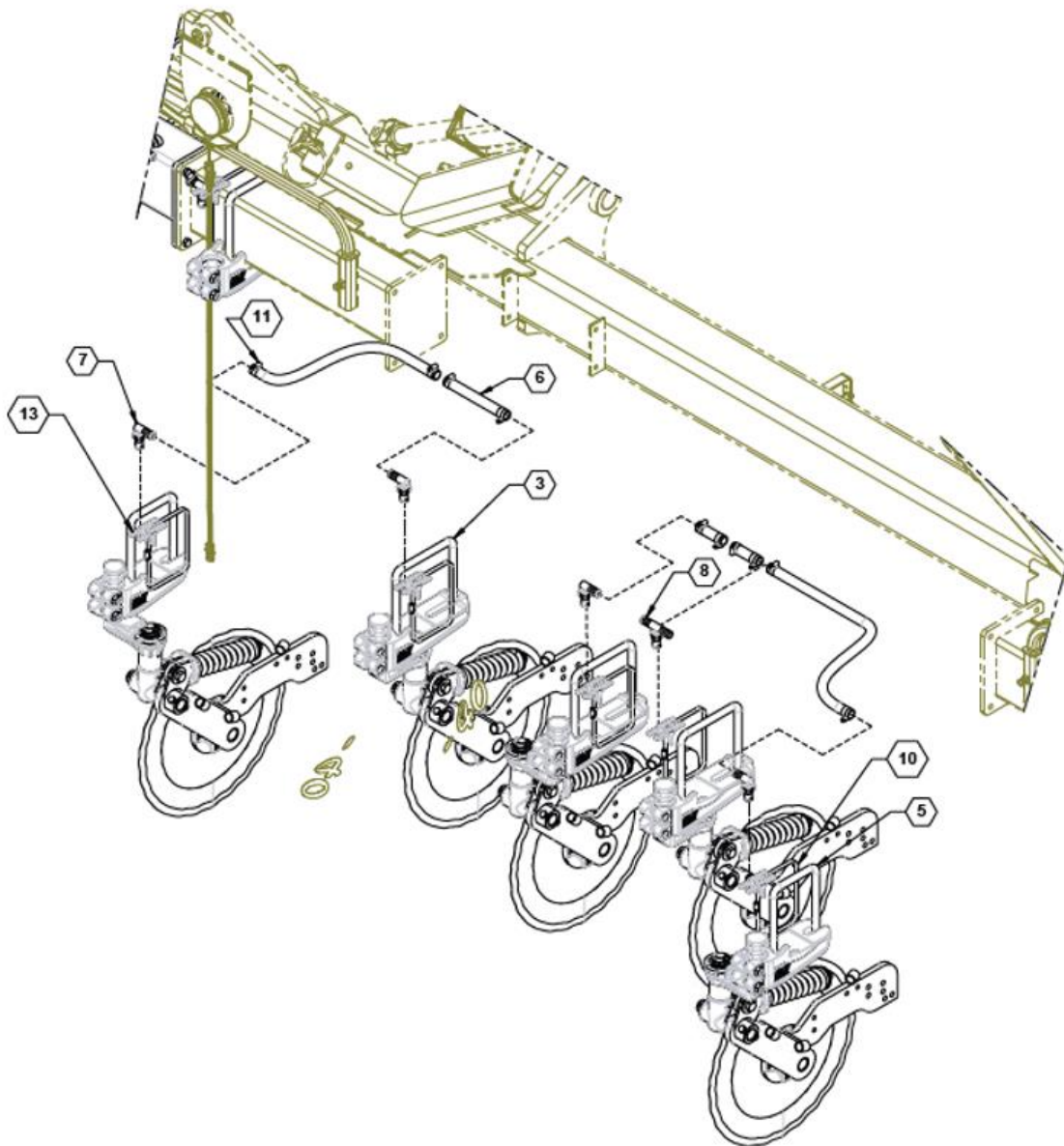
Flip Wing Shutoff Valve Assembly



Parts List 90SAVFF: Flip Wing Shutoff Valve Assembly

ITEM	PART NO.	QTY.	DESCRIPTION
1	500043	1	VALVE, 3/4" SINGLE UNION POLY
2	530039	1	3/4" MPT X 1" HOSE BARB
3	530131	1	NIPPLE, 3/4" SHORT POLY
4	530156	1	TEE, 3/4" POLY PIPE
5	530221	1	3/4" MPT X 3/4" HOSE BARB TEE
6	530230	1	FITTING, 3/4" MPT X 3/4" HB

Typical Toolbar Plumbing – Tees, Elbows, Hose, and Clamps

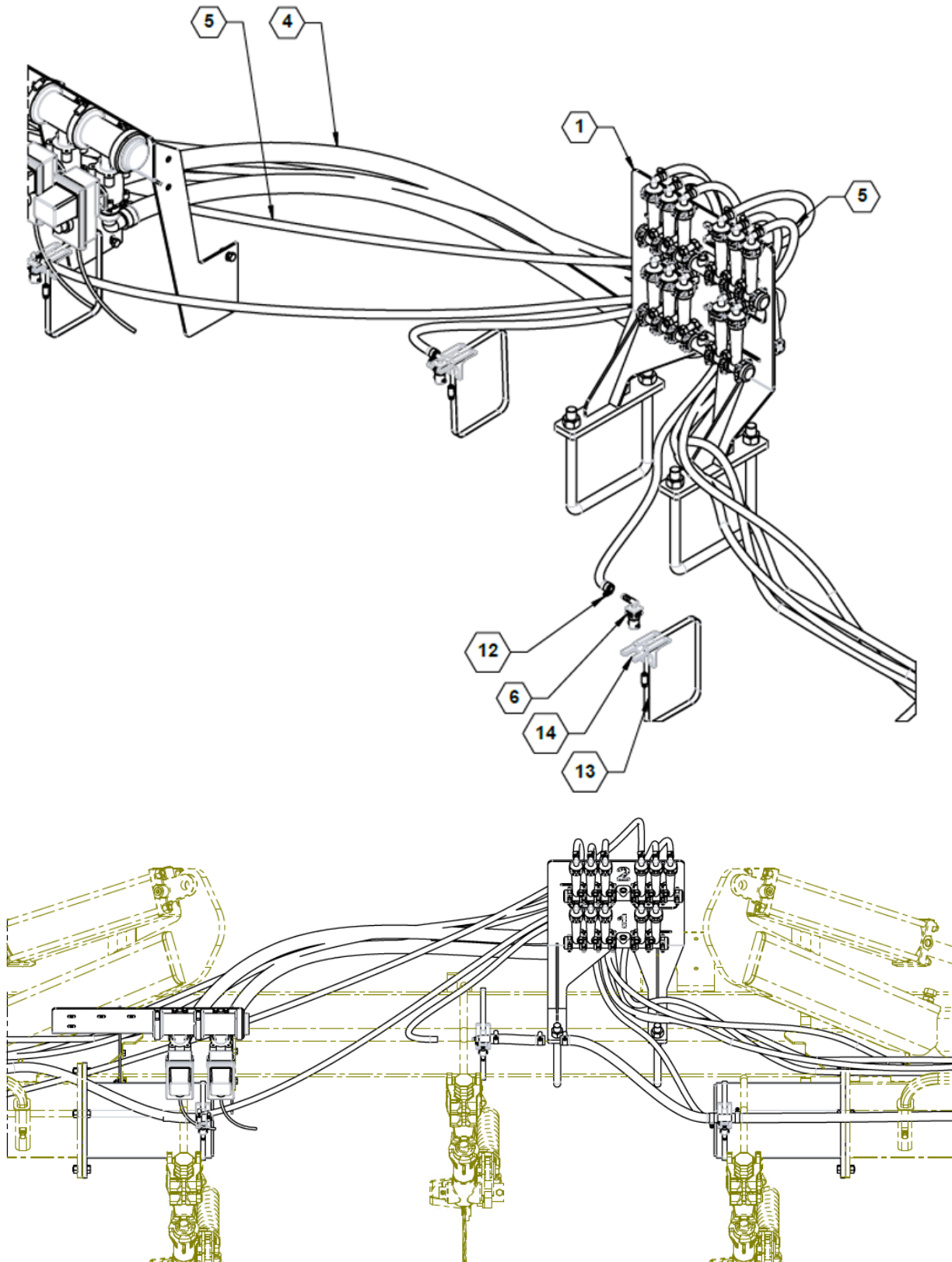


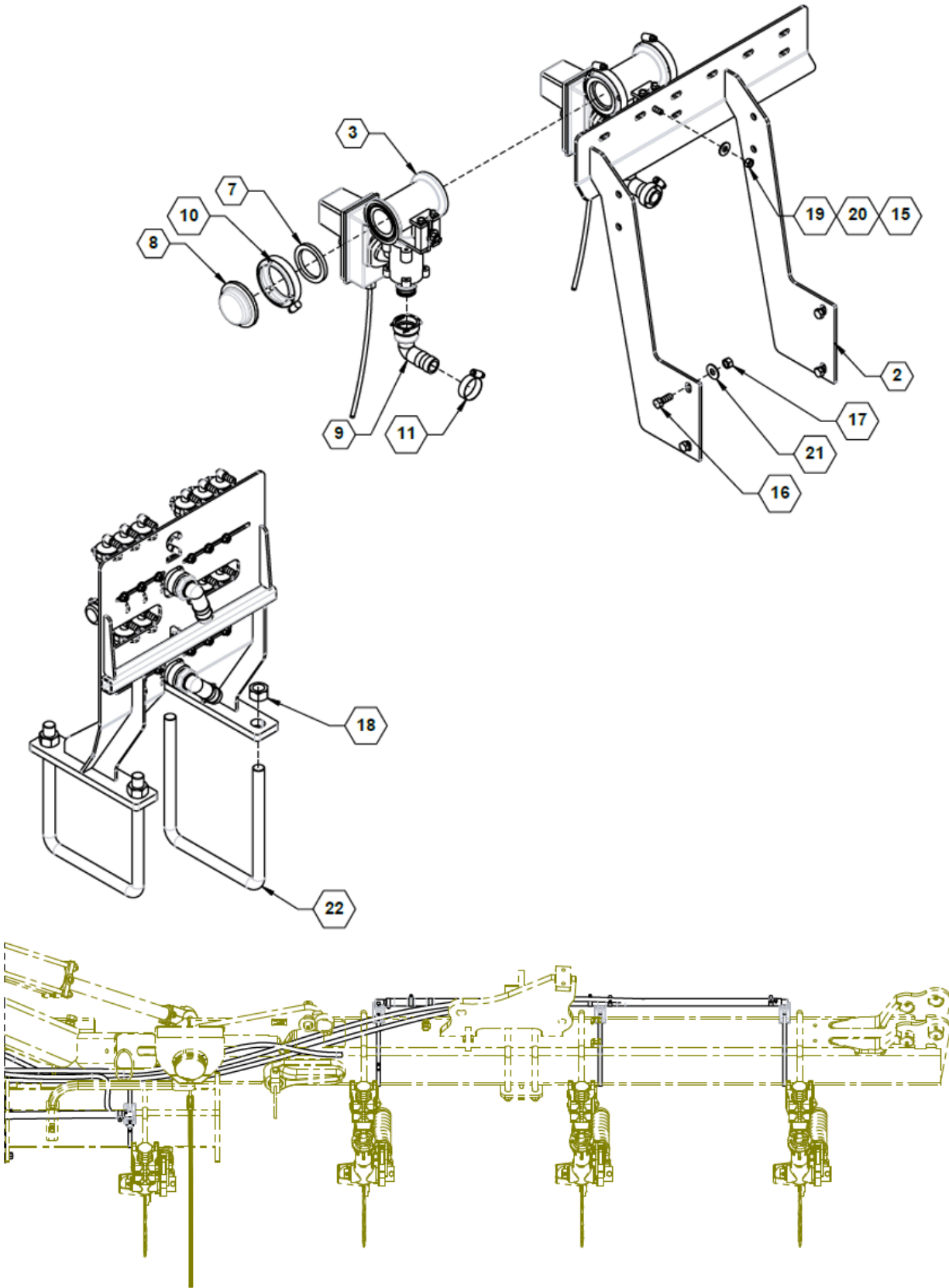
Parts List: Typical Toolbar Plumbing – Tees, Elbows, Hose, and Clamps

ITEM	PART NO.	QTY.	DESCRIPTION
6	510019	AR	HOSE, 3/4", EPDM
7	520003	AR	ELBOW, NOZZLE QUICK CONNECT, 3/4" HOSE SHANK
8	520004	AR	TEE, NOZZLE QUICK CONNECT, 3/4" HOSE SHANKS
11	540013	AR	HOSE CLAMP, SS .75 #12
13	590187	AR	MOUNT, PLUMBING



Wilger 2-Section Toolbar Plumbing, 11 Row

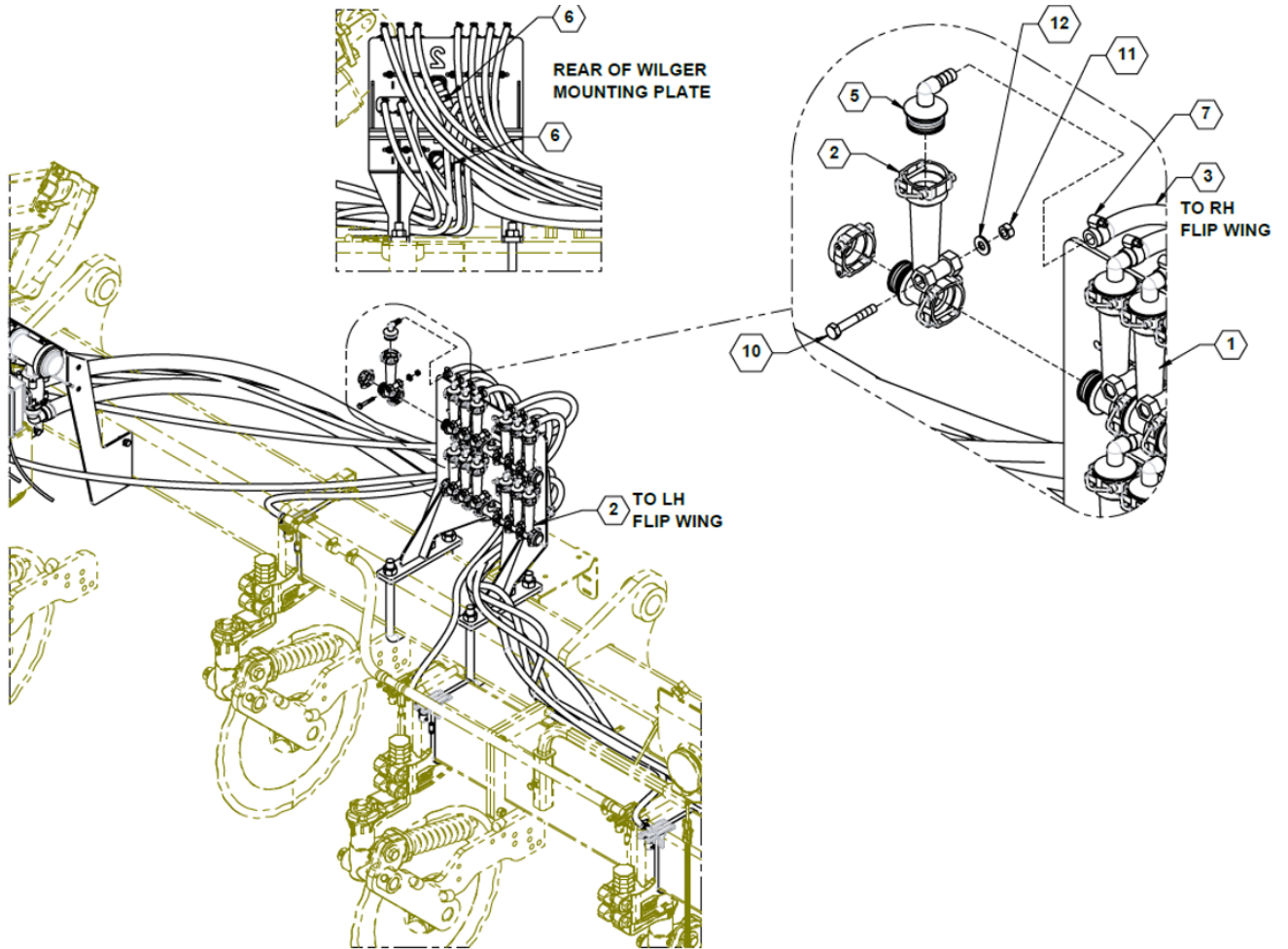


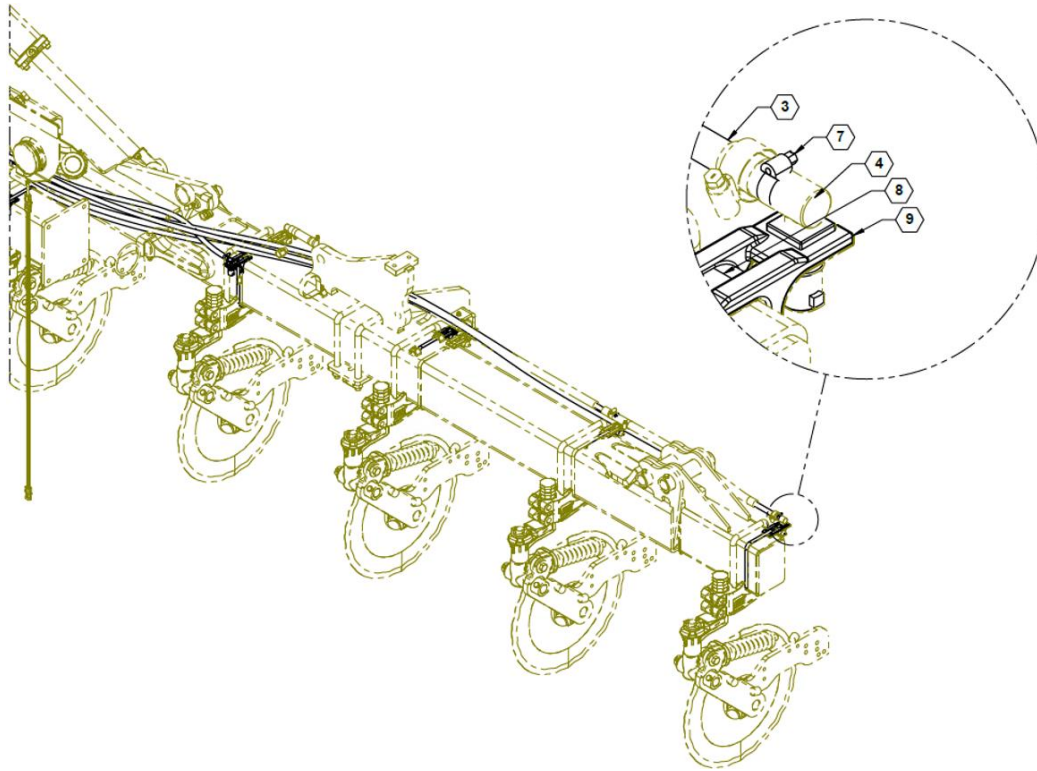


Parts List 27842: Wilger 2-Section Toolbar Plumbing, 11 Row

ITEM	PART NO.	QTY.	DESCRIPTION
1	27847	1	ASSY, WILGER MNTRS 11 ROW
2	35321	1	WLDMNT, SECTION VALVE MNT
3	500027	0.5	VALVE, 450 4 BANK, NON-FLOWBACK
4	510016	11	(FT) HOSE, 1" EPDM
5	510020	99	(FT) HOSE, 3/8" EPDM
6	520067	11	NOZZLE, 3/8" HOSE SHANK 90 DEG
7	530019	3	GASKET, 2.00 EPDM
8	530093	1	PLUG, MANIFOLD, 2.00
9	530190	2	QUICK CONNECT, 1.00 HB ELBOW 90
10	540001	3	CLAMP, 2.00 STD WORM SCREW
11	540014	2	HOSE CLAMP, SS 1.00 #16
12	540032	22	HOSE CLAMP, 5/16 #5 SS
13	596115M	2	BOLT, HH 5/16-18X1 GR5 MAGNI
14	596128M	4	BOLT, HH 3/8-16 X 1 GR5 MAGNI
15	596213M	4	NUT, HEX 3/8-16 MAGNI
16	596217M	4	NUT, HEX 3/4-10 G5 MAGNI
17	596236M	2	NUT, CENTERLOCK, 5/16-18 MAGNI
18	596257M	2	WASHER, FLAT 5/16 USS MAGNI
19	596258M	4	WASHER, FLAT 3/8 MAGNI
20	596774M	2	U-BOLT, 3/4 X 7 X 7 G5 MAGNI

Wilger 2-Section Toolbar Plumbing, 13 Row

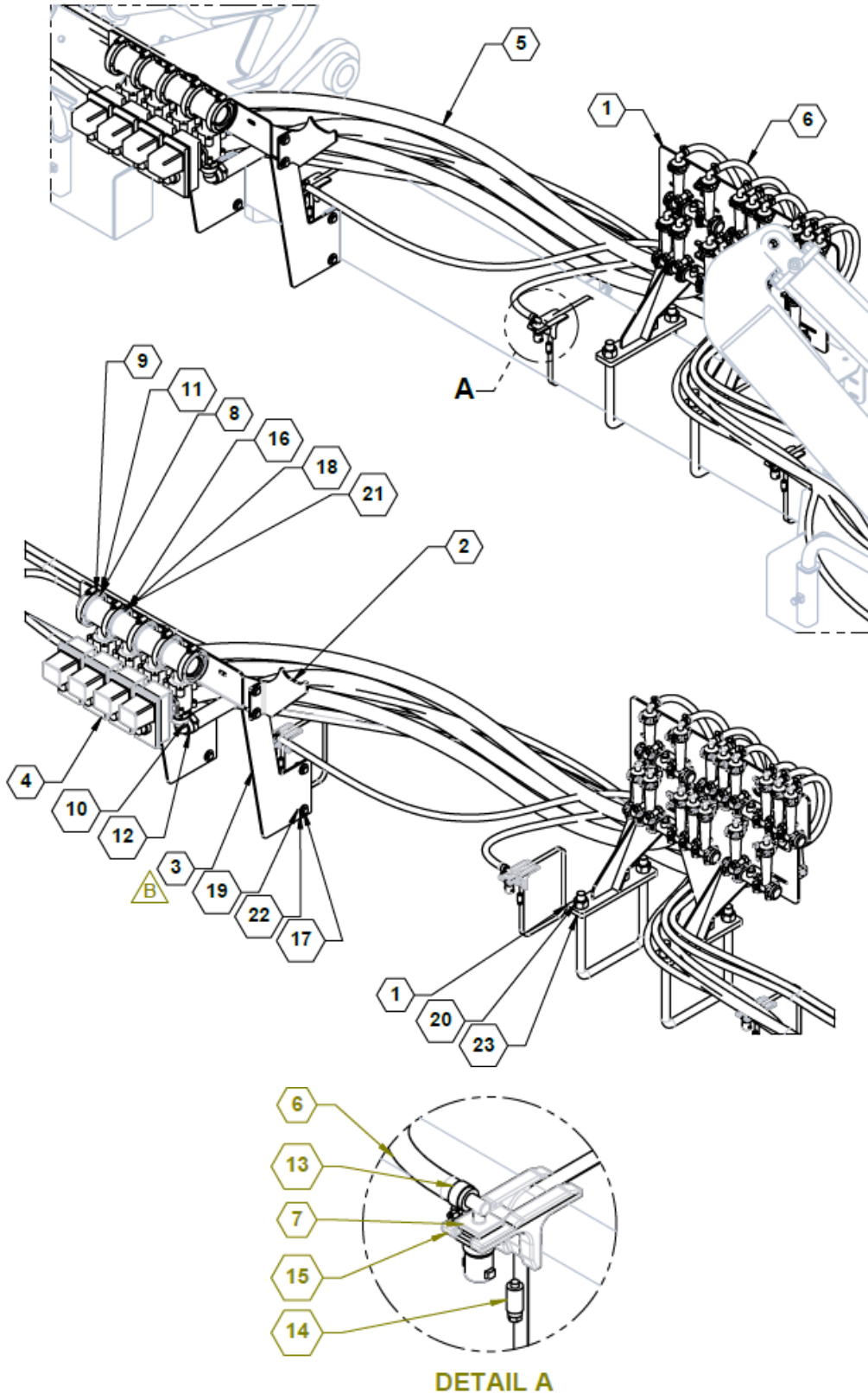


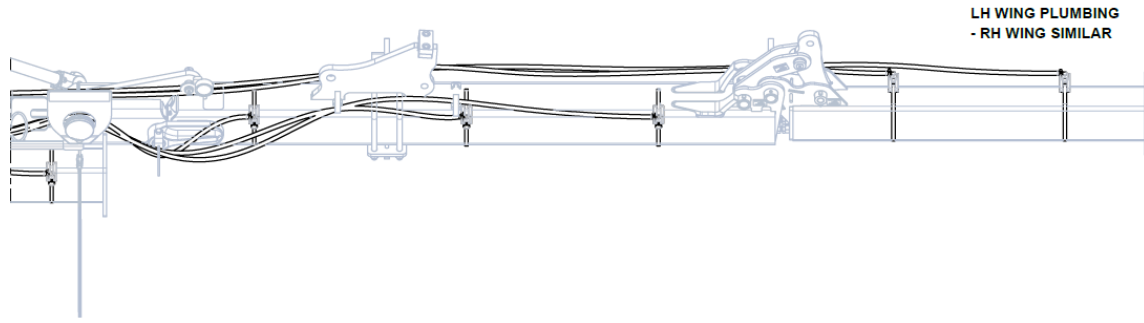


Parts List 27843: Wilger 2-Section Toolbar Plumbing, 13 Row

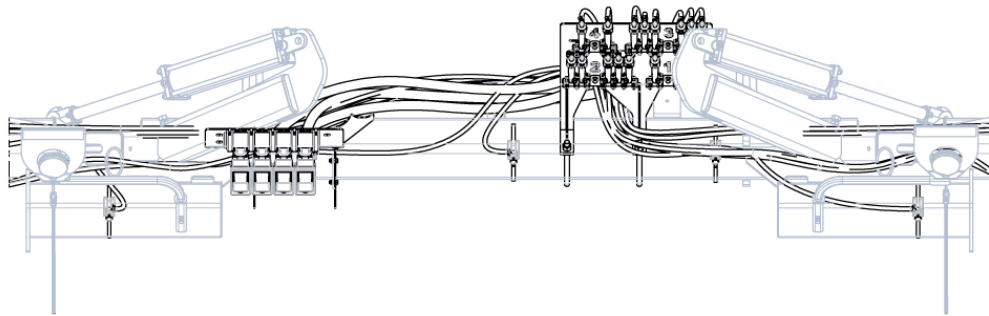
ITEM	PART NO.	QTY.	DESCRIPTION
1	27842	1	ASSY, 11 ROW WILGER MONITORS
2	500073	2	WILGER FLOW MONITOR BODY
3	510020	33	(FT) HOSE, 3/8" EPDM
4	520067	2	NOZZLE, 3/8" HOSE SHANK 90 DEG
5	530458	2	WILGER ORS X 3/8" HB 90 DEG
6	540014	2	HOSE CLAMP, SS 1.00 #16
7	540032	4	HOSE CLAMP, 5/16 #5 SS
8	540050	2	CLAMP, HOSE SS 5 1/2" - 8 1/2"
9	590187	2	MOUNT, PLUMBING
10	596104M	2	BOLT, HH 1/4-20X1-3/4 GR5 MAGNI
11	596235M	2	NUT, CENTERLOCK, 1/4-20 MAGNI
12	596256M	2	WASHER, FLAT 1/4 USS MAGNI

Wilger 4-Section Flow Monitor Assembly, 15





LH WING PLUMBING
- RH WING SIMILAR

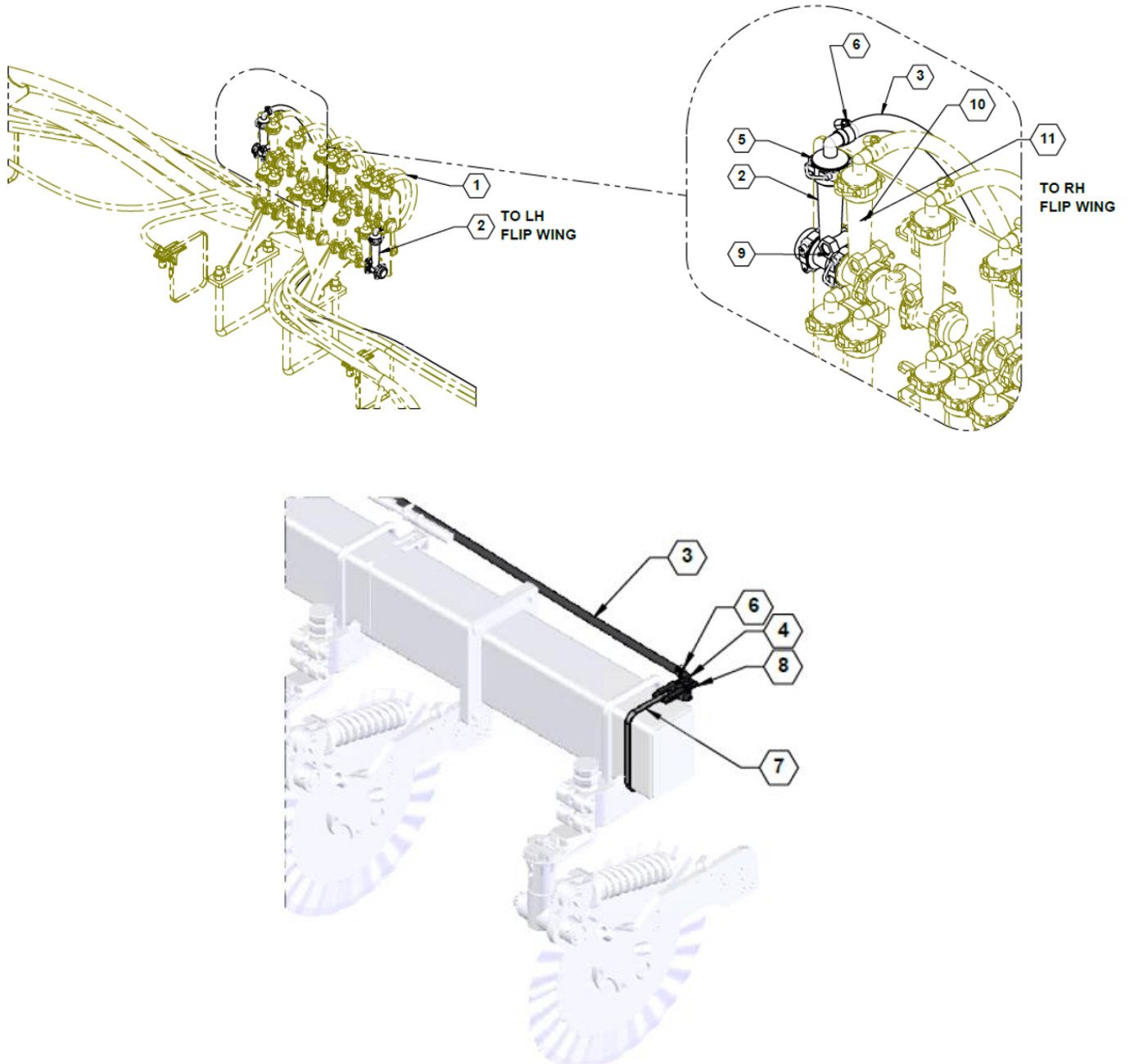


CENTER PLUMBING

Parts List 27839: Wilger 4-Section Flow Monitor Assembly, 15

ITEM	PART NO.	QTY.	DESCRIPTION
1	27841	1	ASSY, WILGER MNTRS 15 ROW
2	34299	1	WLDMNT, SECTION VALVE MNT
3	34305	1	PLATE, PLUMBING SUPPORT
4	500027	1	VALVE, 450 4-BANK, NON-FLOWBACK, NARROW TEE
5	510016	23	(FT) HOSE, 1" EPDM
6	510020	179	(FT) HOSE, 3/8" EPDM
7	520067	15	NOZZLE, 3/8" HOSE SHANK 90 DEG
8	530019	2	GASKET, 2.00 EPDM
9	530093	1	PLUG, MANIFOLD, 2.00
10	530190	4	QUICK CONNECT, 1.00 HB ELBOW 90
11	540001	2	CLAMP, 2.00 STD WORM SCREW
12	540014	8	HOSE CLAMP, SS 1.00 #16
13	540032	30	HOSE CLAMP, 5/16 #5 SS
14	540050	15	CLAMP, HOSE SS 5 1/2" - 8 1/2"
15	590187	15	MOUNT, PLUMBING
16	596115M	4	BOLT, HH 5/16-18X1 GR5 MAGNI
17	596128M	6	BOLT, HH 3/8-16 X 1 GR5 MAGNI
18	596217M	4	NUT, HEX 3/4-10 G5 MAGNI
19	596236M	4	NUT, CENTERLOCK, 5/16-18 MAGNI
20	596237M	6	NUT, CENTERLOCK 3/8-16 MAGNI
21	596257M	4	WASHER, FLAT 5/16 USS MAGNI
22	596258M	6	WASHER, FLAT 3/8 MAGNI
23	596774M	2	U-BOLT, 3/4 X 7 X 7 G5 MAGNI

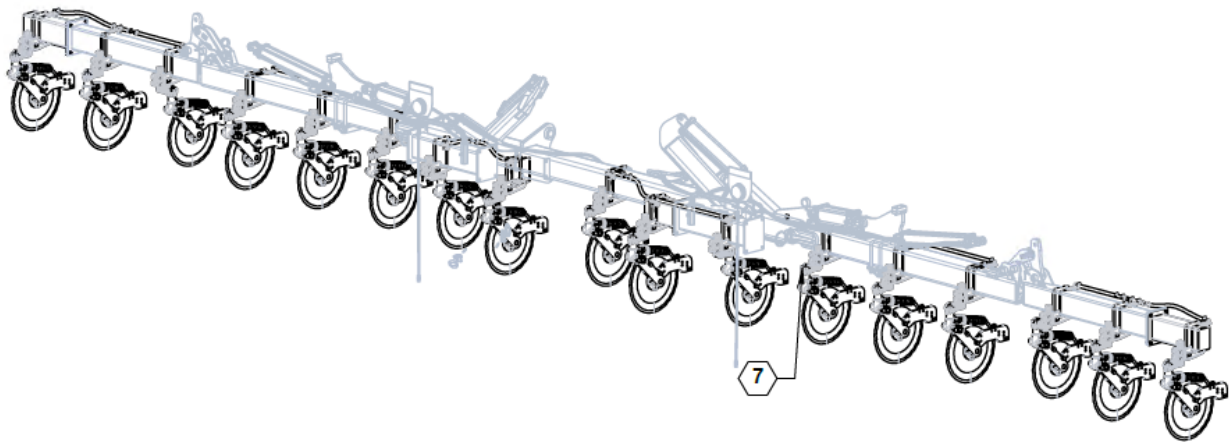
Wilger 4-Section Flow Monitor Assembly, 17



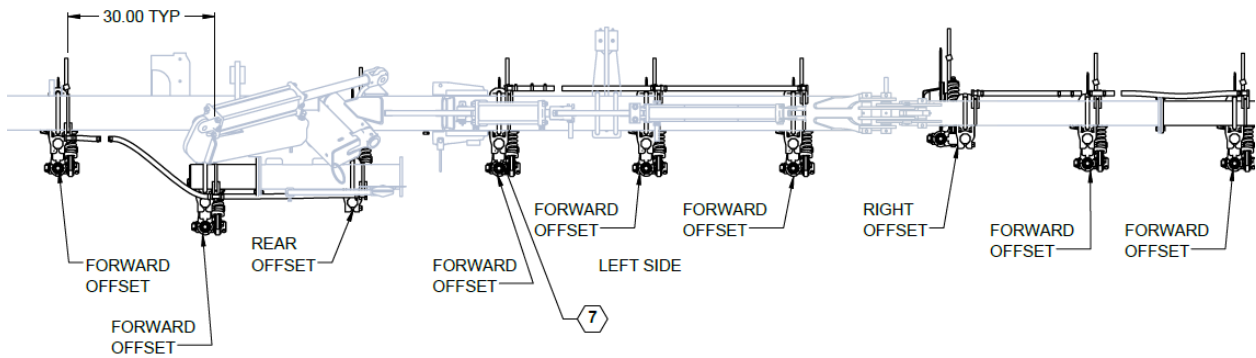
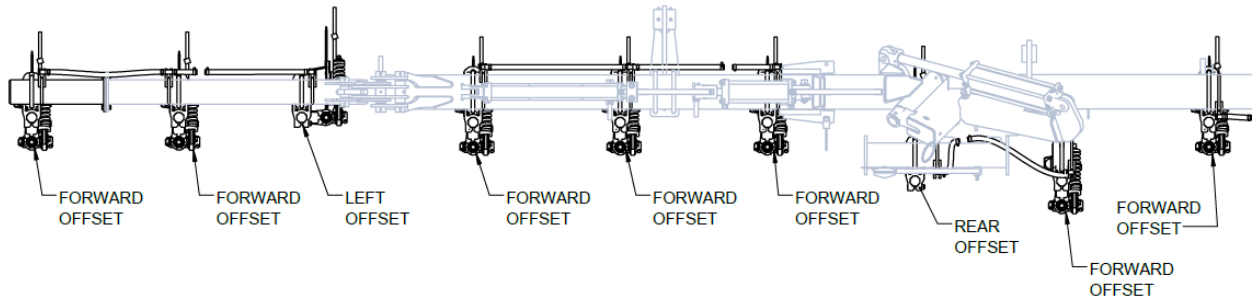
Parts List 27840: Wilger 4-Section Flow Monitor Assembly, 17

ITEM	PART NO.	QTY.	DESCRIPTION
1	27839	1	ASSY, 15 ROW WILGER MONITORS
2	500073	2	WILGER FLOW MONITOR BODY
3	510020	1	HOSE, 3/8" EPDM
4	520067	2	NOZZLE, 3/8" HOSE SHANK 90 DEG
5	530458	2	WILGER ORS X 3/8" HB 90 DEG
6	540032	4	HOSE CLAMP, 5/16 #5 SS
7	540050	2	CLAMP, HOSE SS 5 1/2" - 8 1/2"
8	590187	2	MOUNT, PLUMBING
9	596104M	2	BOLT, HH 1/4-20X1-3/4 GR5 MAGNI
10	596235M	2	NUT, CENTERLOCK, 1/4-20 MAGNI
11	596256M	2	WASHER, FLAT 1/4 USS MAGNI

Wilger 30" Coulter Toolbar Layout Assembly, 17



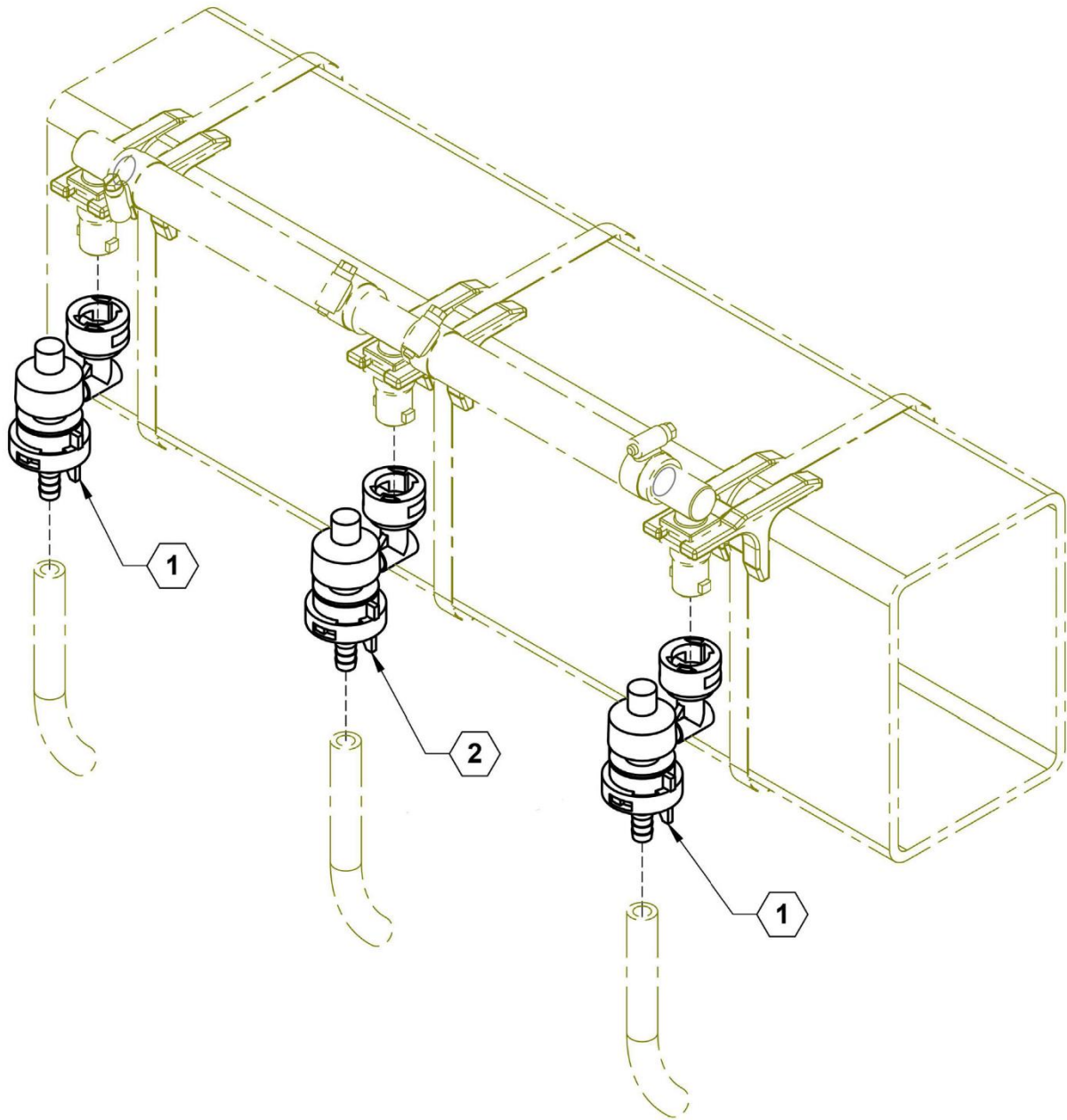
RIGHT SIDE



Parts List 27555: Wilger 30" Coulter Toolbar Layout Assembly, 17

ITEM	PART NO.	QTY.	DESCRIPTION
1	15380	2	WING EXTENSION WLDMNT
2	17301	17	ASSY, AP COULTER ROW UNIT
3	17303	7	ASSY, UPPER MOUNT CAST 7X7
4	17304	7	ASSY, UPPER CASTING, 7X7
5	17305	10	ASSY, UPPER MOUNT CAST 7X5 TB
6	22213	2	WELD, EXTENSION TUBE
7	34308	1	PLATE, COULTER ROTATION
8	510019	26	(FT) HOSE, 3/4" EPDM
9	520003	12	NOZZLE, SINGLE HOSE SHANK
10	520004	5	NOZZLE, DOUBLE HOSE SHANK
11	540010	9	CLAMP, HOSE SS 5 1/2" - 8 1/2"
12	540013	31	HOSE CLAMP, SS .75 #12
13	540050	8	CLAMP, HOSE SS 5 1/2" - 8 1/2"
14	590187	17	MOUNT, PLUMBING
15	596153M	16	BOLT, HH 1/2-13X1-1/2 GR5 MAGNI
16	596239M	16	NUT, CENTERLOCK, 1/2-13 MAGNI

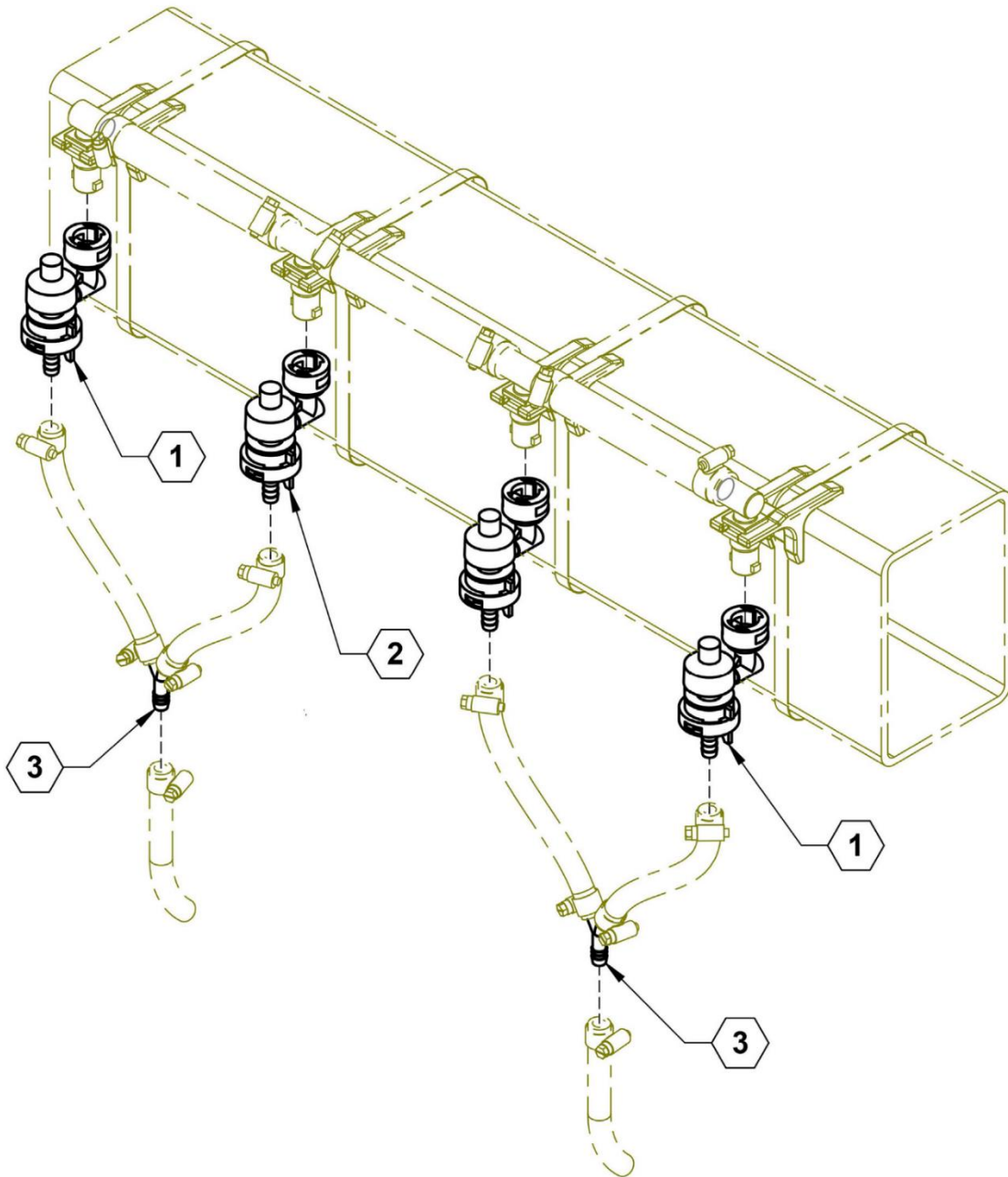
Varitarget Nozzles, 0.5 Rate



Parts List 27891: Varitarget Nozzles, 0.5 Rate

ITEM	PART NO.	QTY.	DESCRIPTION
1	520053	1	VERIFLOW BLUE TIP
2	520054	1	HI VERIFLOW YELLOW TIP

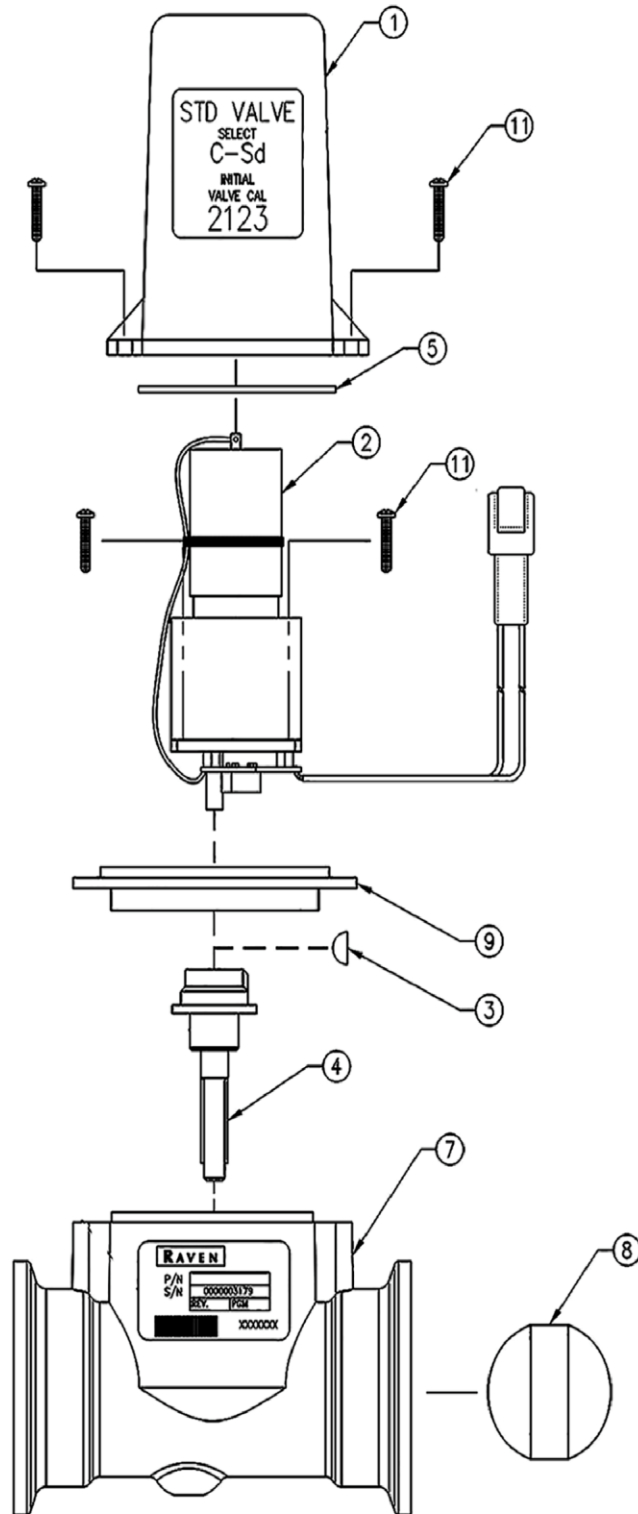
Varitarget Nozzles, 1.5 Rate



Parts List 27892: Varitarget Nozzles, 1.5 Rate

ITEM	PART NO.	QTY.	DESCRIPTION
1	520053	1	VERIFLOW BLUE TIP
2	520054	1	HI VERIFLOW YELLOW TIP
3	530372	1	3/8" HOSE BARB Y FITTING

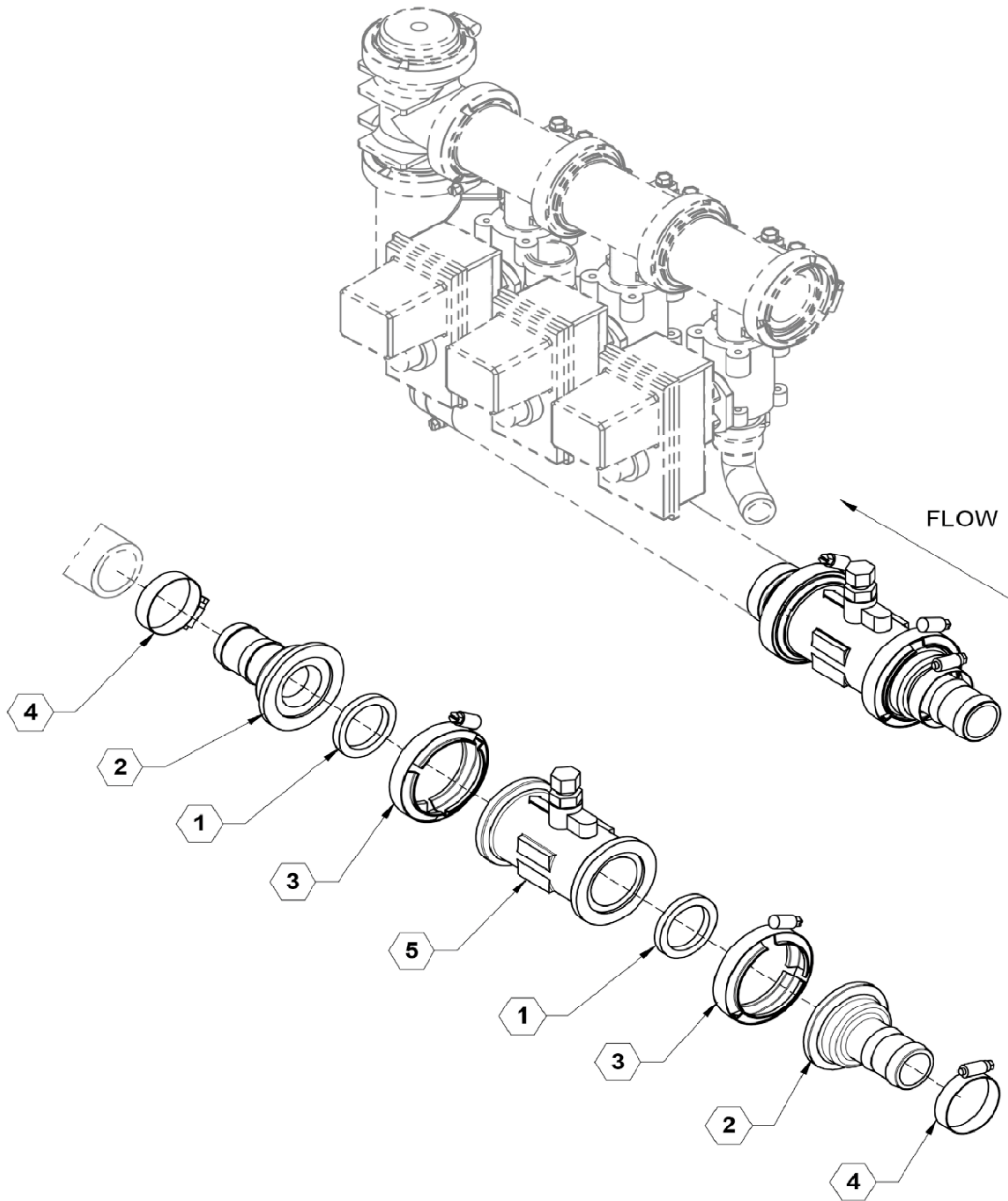
Raven Motorized Control Valve



Parts List 632037: Raven Motorized Control Valve

ITEM	PART NO.	QTY.	DESCRIPTION
0	632037	1	COMPLETE BUTTERFLY VALVE (ITEMS 1-16)
1	106-0159-407	1	COVER VALVE
2	063-0173-418	1	MOTOR ASSEMBLY
3	321-0000-062	1	WOODRUFF KEY
4	063-0171-893	1	COUPLE SHAFT
5	219-0000-020	1	TETRASEAL SEAL
6	222-0000-002	AR	VERSILUBE LUBRICANT
7	063-0171-892	1	BODY ASSEMBLY
8	106-0159-414	1	BUTTERFLY VALVE
9	063-015-0457	1	ISOLATION FLANGE ASSEMBLY
10	222-1001-050	AR	RETAINING COMPOUND
11	321-0000-256	6	SCREW
12	041-0159-452	1	LABEL
15	222-1001-006	AR	ADHESIVE SEAL
16	054-0159-337	1	REPLACEMENT PARTS LIST

TeeJet 802 Flow Meter



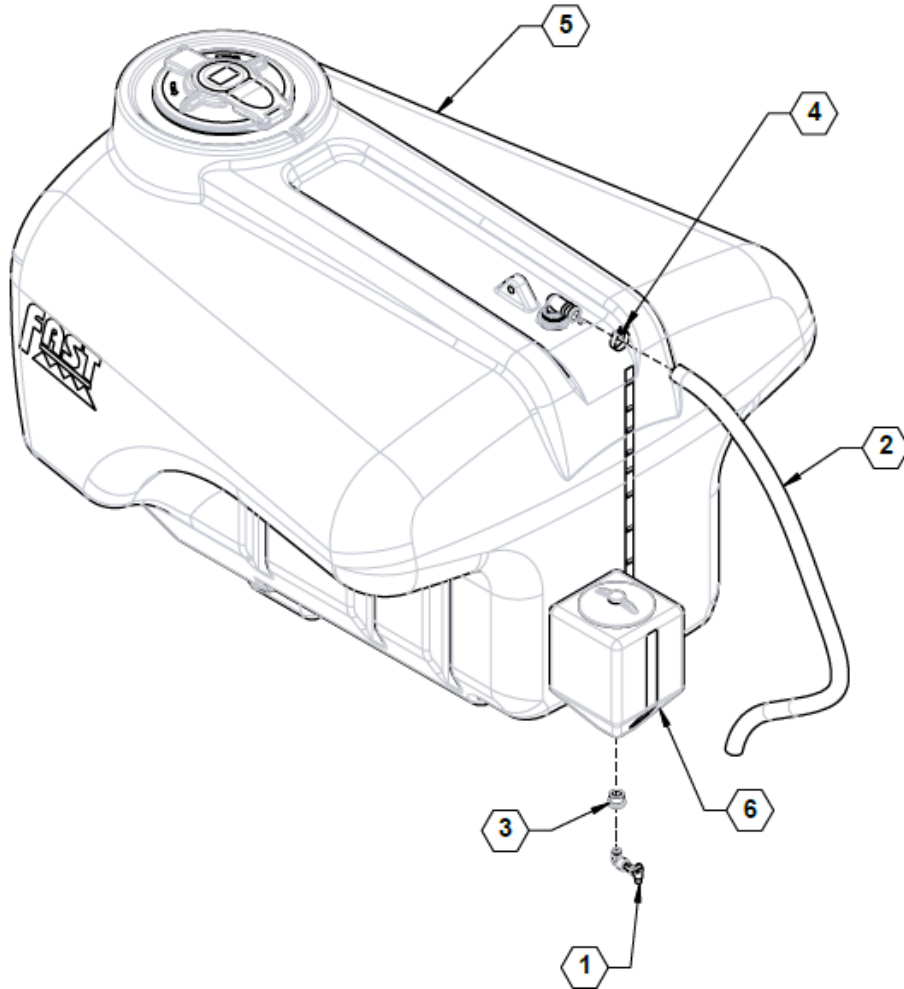
Parts List 26817: TeeJet 802 Flow Meter

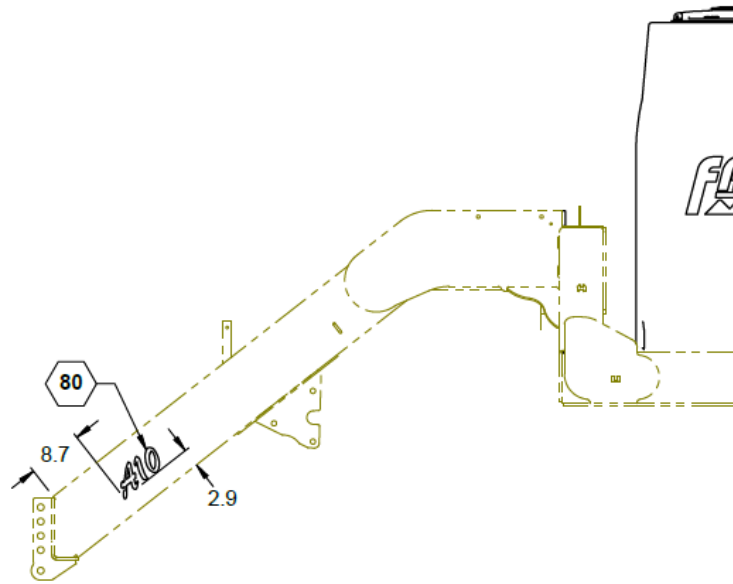
ITEM	PART NO.	QTY.	DESCRIPTION
1	530014	2	GASKET, 1-1/2" EPDM
2	530079	2	MANIFOLD FLANGE, 2" X 1-1/2" HB
3	540001	2	CLAMP, 2" STANDARD WORM SCREW
4	540016	2	CLAMP, 1-1/2" SS
5	520059	1	FLOWMETER, TEEJET 802



PRODUCT PLUMBING ON FRAME

Tank and External Fittings 1050 / 1350 Gallon

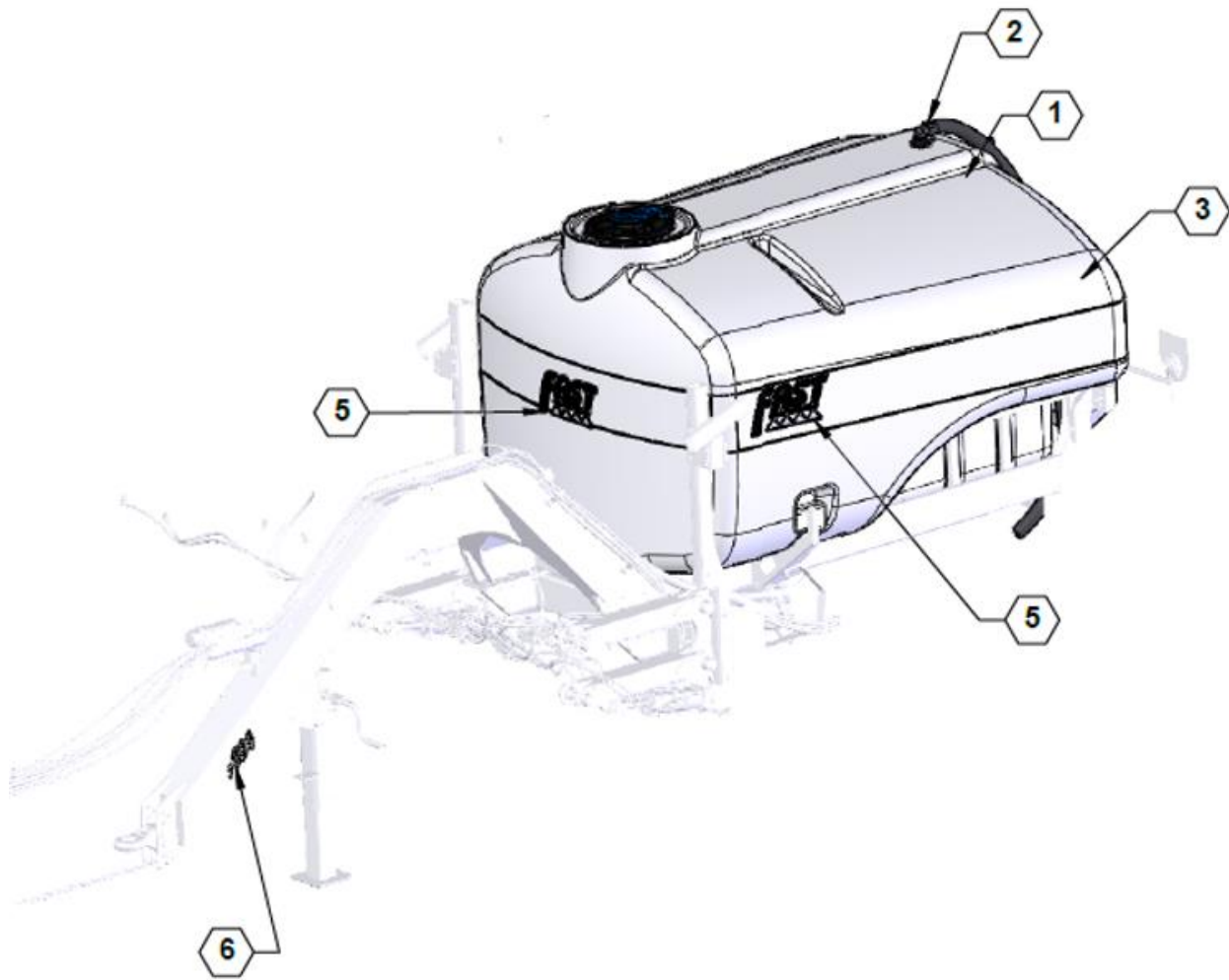
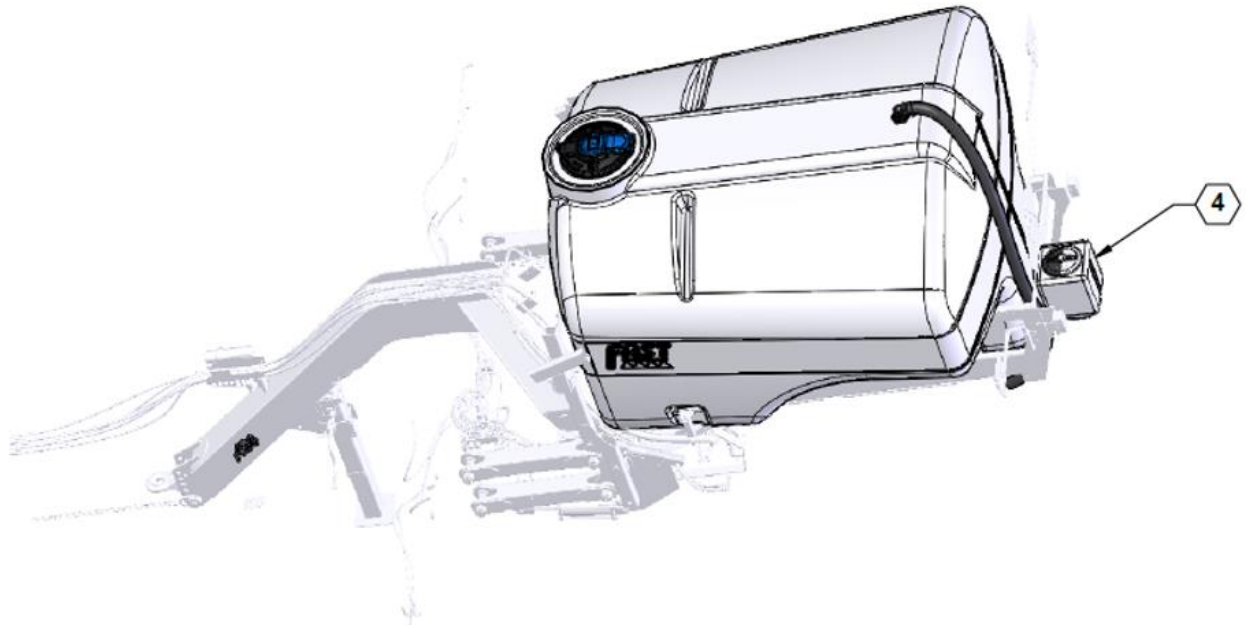




Parts List 34104 - 34107: Tank and External Fittings 1050 / 1350 Gallon

NO.	PART	QTY.	DESCRIPTION
1	90SAFCHWF	1	FC HAND WASH FAUCET ASSY
2	510025	9	(FT) HOSE, 2" CLEAR PVC SUCTION 60
3	530428	1	1-1/2" MPT X 3/4" FPT REDUCER
4	540069	1	HOSE CLAMP, 2.00 T-BOLT
5	570084	1	TANK, 1050 WHITE
	570085	1	TANK, 1050 YELLOW
	570086	1	TANK, 1350 WHITE
	570087	1	TANK, 1350 YELLOW
6	570092	1	TANK, 10 GAL, WHITE
	570097	1	TANK, 10 GAL, YELLOW
7	800254	2	DECAL, A10 SILVER
	800255	2	DECAL, A13 SILVER

Tank and External Fittings 1800 / 2400 Gallon



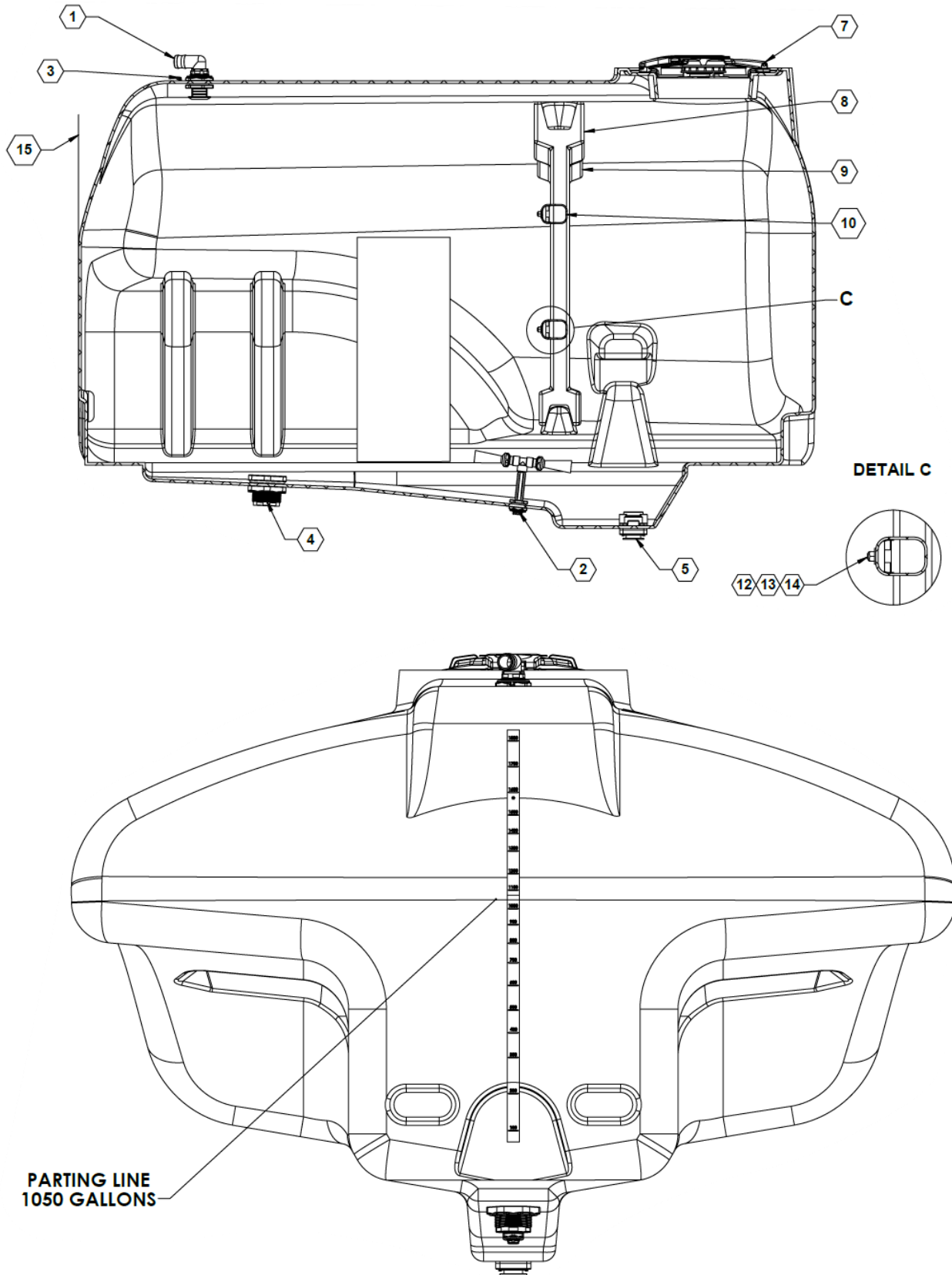


ILLUSTRATED PARTS LIST

Parts List 34116 / 34117 / 34277 / 34375: Tank and External Fittings 1800 / 2400 Gallon

ITEM	PART NO.	QTY.	DESCRIPTION
1	510025	9	(FT) HOSE, 2" CLEAR PVC SUCTION 60
2	540069	1	HOSE CLAMP, 2.00 T-BOLT
3	570088TNK	1	TANK 1800 WHITE, APPLICATOR
	570099TNK	1	TANK 1800 YELLOW, APPLICATOR
	570090TNK	1	TANK 2400 WHITE, APPLICATOR
	570091TNK	1	TANK 2400 YELLOW, APPLICATOR
4	570092	1	TANK, 10 GAL, WHITE
	570097	1	TANK, 10 GAL, YELLOW
5	800181	3	FAST TANK LOGO
6	800229	2	DECAL, A18 SILVER
	800274	2	DECAL, A24 SILVER

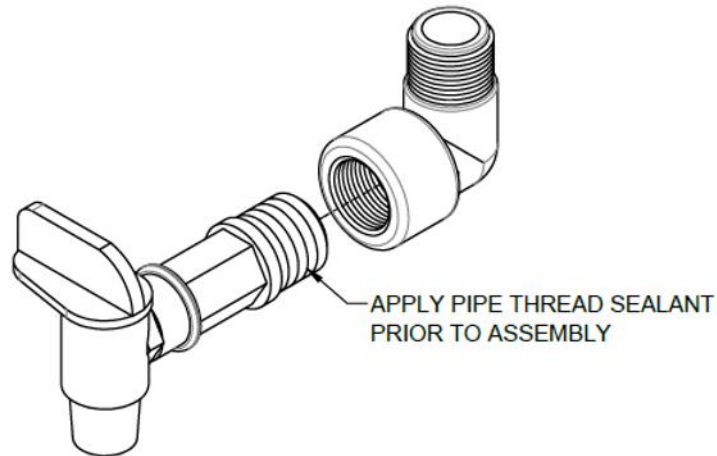
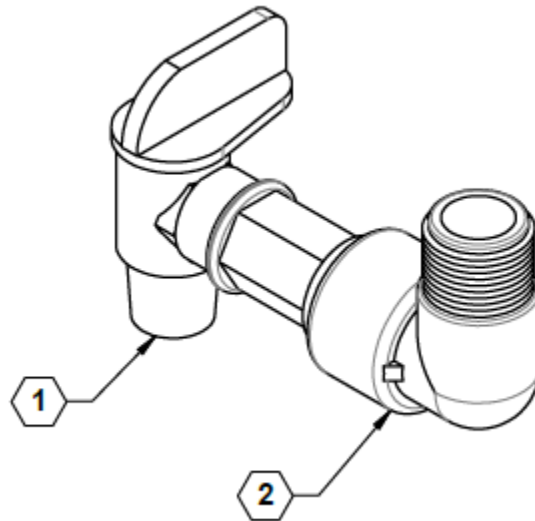
Tank with Internal Fittings



Parts List 570088TNK / 570090TNK / 570091TNK / 570099TNK: Tank with Internal Fittings

ITEM	PART NO.	QTY.	DESCRIPTION
1	90SAFCOV	1	FERT TANK VENTED OVERFLOW
2	90SALTRUMPET	1	AGITATION ASSEMBLY
3	530004	1	FITTING, ELBOW, 0.25 QC X 0.25 MST, 90D
4	530164	1	3" TANK FITTING
5	530350	1	2" FLANGE BOTTOM DRAIN
6	570121	1	FLAT GASKET
7	570158	1	LID, NONVENTED, DEN HARTOG 14762
8	570162	2	1800 STEALTH IN SPRT BAFFLE
	570165	2	2400 STEALTH IN SPRT BAFFLE
9	570163	2	1800 STEALTH OUT SPRT BAFFLE
	570166	2	2400 STEALTH OUT SPRT BAFFLE
10	570164	2	18/2400 STEALTH CROSS BAFFLE
11	570172	1	TANK, 1800-GAL WHITE STEALTH
	570171	1	TANK, 1800-GAL YELLOW STEALTH
	570174	1	TANK, 2400-GAL WHITE STEALTH
	570173	1	TANK, 2400-GAL YELLOW STEALTH
12	590854	8	WASHER, FLAT 1/2 SS
13	590862	4	NUT, NYLOCK 1/2-13 SS
14	590869	4	BOLT, HH 1/2X4 SS

Hand Wash Faucet Assembly

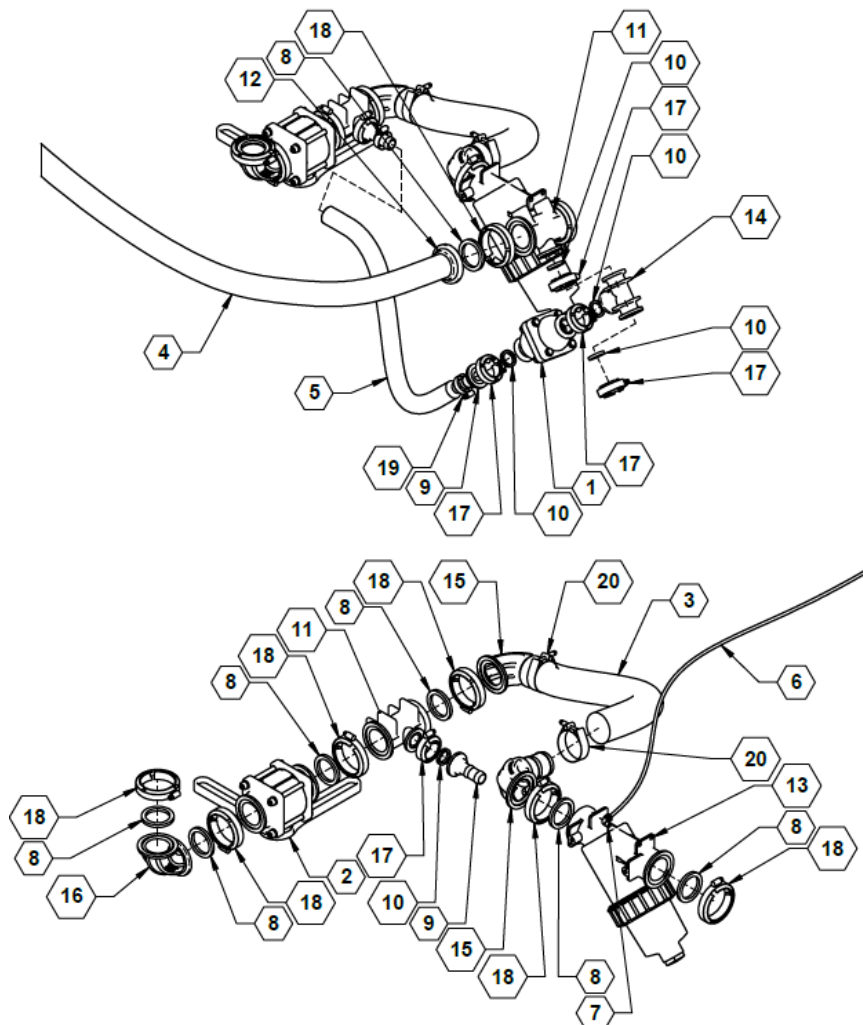
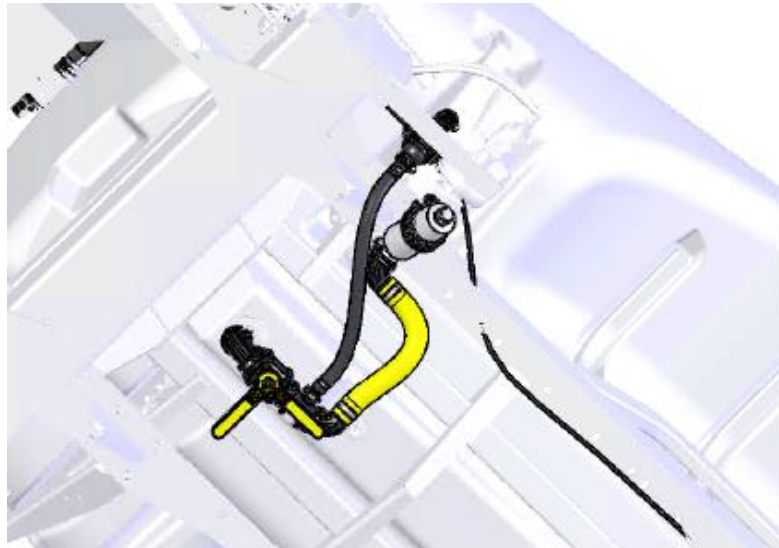


Parts List 90SAFCHWF: Hand Wash Faucet Assembly

ITEM	PART NO.	QTY.	DESCRIPTION
1	510022	1	FAUCET, 3/4" FLO-RITE, CLEAR
2	530151	1	ELBOW, STREET 3/4" 90°
NS	530143	1	1-1/4IN MPTX3/4IN FPT RED. BSH



Plumbing Assembly for 1800 / 2400 Gallon Tanks



Parts List 34297: Plumbing Assembly for 1800 / 2400 Gallon Tanks

ITEM	PART NO.	QTY.	DESCRIPTION
1	500004	1	VALVE, 100 PSI RELIEF
2	500006	1	VALVE, 2" FULL PORT MANIFOLD
3	510003	1	HOSE, 2" FERTILIZER
4	510014	1	HOSE, 1-1/2" EPDM
5	510016	1	HOSE, 1" EPDM
6	510023	1	BURP HOSE PUMP
7	530003	1	ELBOW, MALE 1/4"X1/8"
8	530019	8	GASKET, 2.00 EPDM
9	530066	2	FITTING, 1.00 MANIFOLD X 1.00 HB
10	530068	5	GASKET, 1.00 EPDM
11	530099	2	MANIFOLD, 2" FP X 1" FLANGE TEE
12	530100	1	MANIFOLD FLANGE, 2" FP X 1-1/2" HB
13	530125	1	STRAINER, 2" FULL PORT LINE
14	530298	1	MANIFOLD TEE, 1"
15	530334	2	2" FP PLANGE X HOSE SHK SWEEP
16	530386	1	MANIFOLD SWEEP, 2" FP FLANGE
17	540000	5	CLAMP, WORM SCREW, 1.00
18	540002	8	CLAMP, FP WORM SCREW, 2.00
19	540014	2	HOSE CLAMP, SS 1.00 #16
20	540069	2	HOSE CLAMP, 2.00 T-BOLT



ILLUSTRATED PARTS LIST

2" Quick Fill Assembly (Standard)

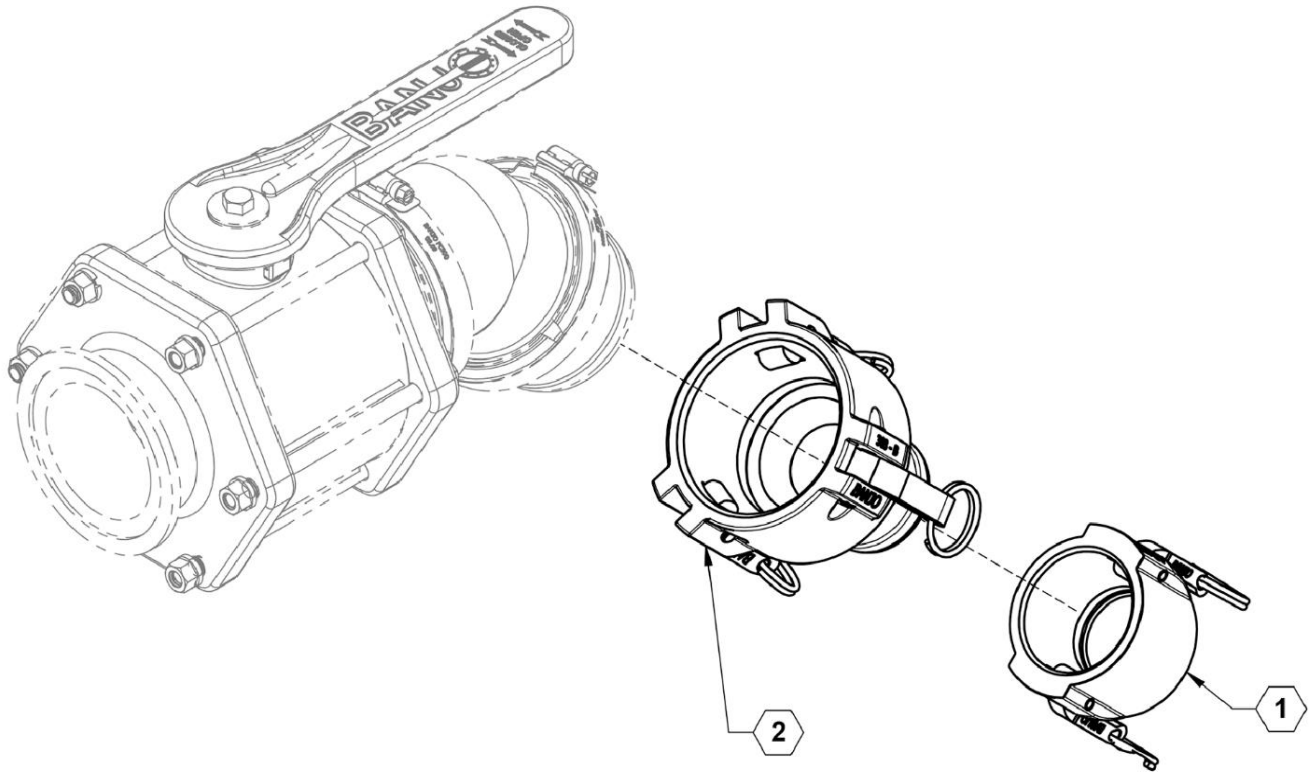
Parts List 992QF: 2" Quick Fill Assembly, 1050 / 1350 Gallon

ITEM	PART NO.	QTY.	DESCRIPTION
1	510003	5.5	(FT) HOSE, 2" FERTILIZER
2	530024	1	GASKET, 3" EPDM
3	530112	1	3" FLANGE X 2" HOSE BARB-90
4	540003	1	CLAMP, 3" WORM SCREW
5	540069	2	2IN T-CLAMP 2.18INMN. TC218
6	90SAMTQF	1	SUB-ASSY, MAIN TNK QUIK FILL 2"

Parts List 9972QF: 2" Quick Fill Assembly, 1800 / 2400 Gallon

ITEM	PART NO.	QTY.	DESCRIPTION
1	510003	7	(FT) HOSE, 2" FERTILIZER
2	530051	1	2" MPT X 2" HOSE SHANK-90
3	530145	1	3" MPT X 2" FPT REDUCER BUSHNG
4	540069	2	2IN T-CLAMP 2.18INMN. TC218
5	90SAMTQF	1	SUB-ASSY, MAIN TNK QUIK FILL 2"

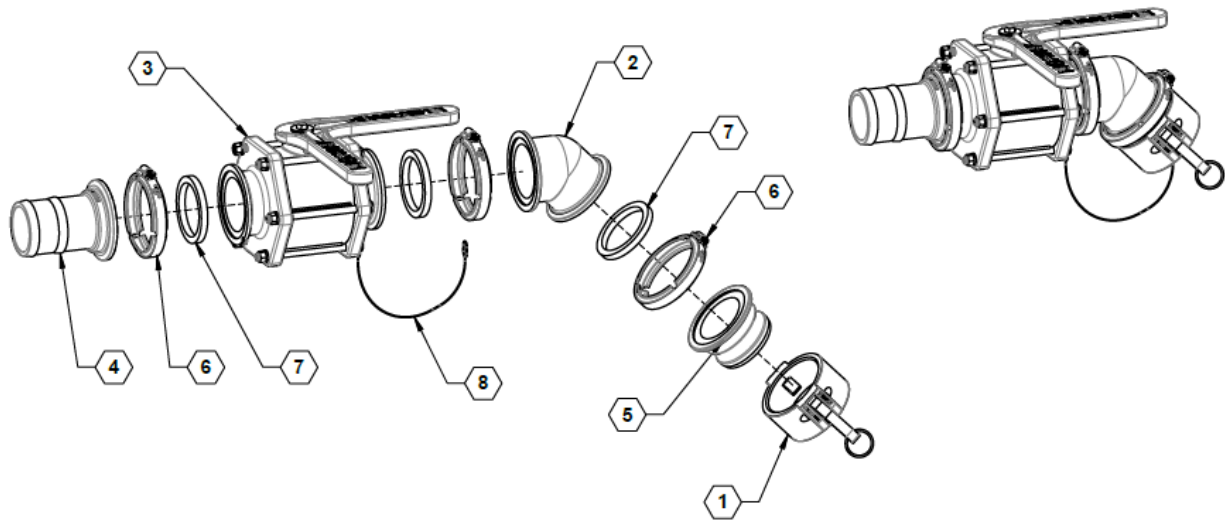
3" - 2" Quick Fill Adapter



Parts List 26995: 3" - 2" Quick Fill Adapter

ITEM	PART NO.	QTY.	DESCRIPTION
1	530017	1	2" QUICK FILL CAP
2	530357	1	3" FEMALE COUPLING-2" MALE ADAPTER

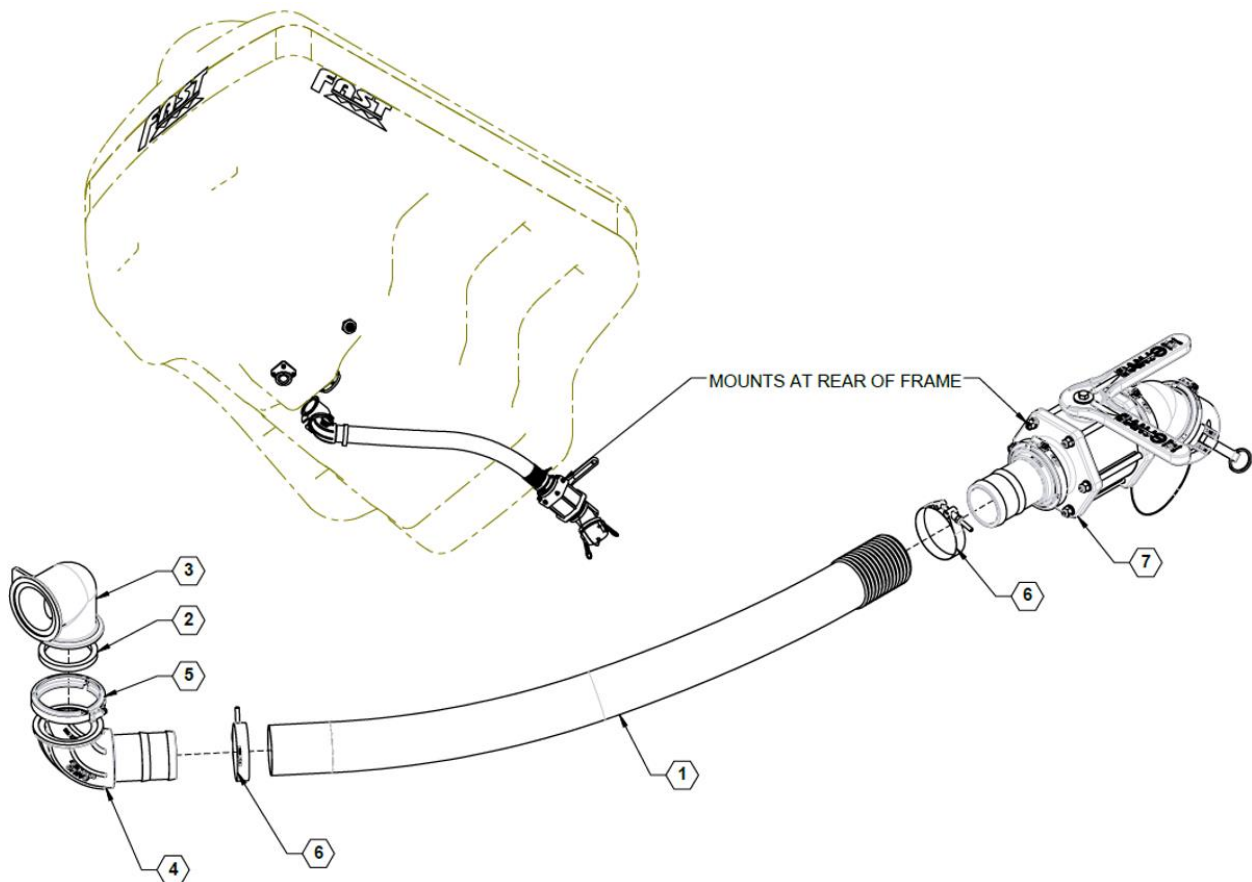
3" Quick Fill Valve



Parts List 90SA3QF: 3" Quick Fill Valve

ITEM	PART NO.	QTY.	DESCRIPTION
1	500042	1	MV300CF
2	530023	1	CAP, 3"
3	530024	3	GASKET, 3" EPDM
4	530113	1	Flanged 3" Hose Barb
5	530179	1	CABLE LANYARD
6	530233	1	3" MANIFOLD X 3" MALE ADAPTER
7	530234	1	3" COUPLER, 45 DEGREE
8	540003	3	CLAMP, WORM SCREW 3"

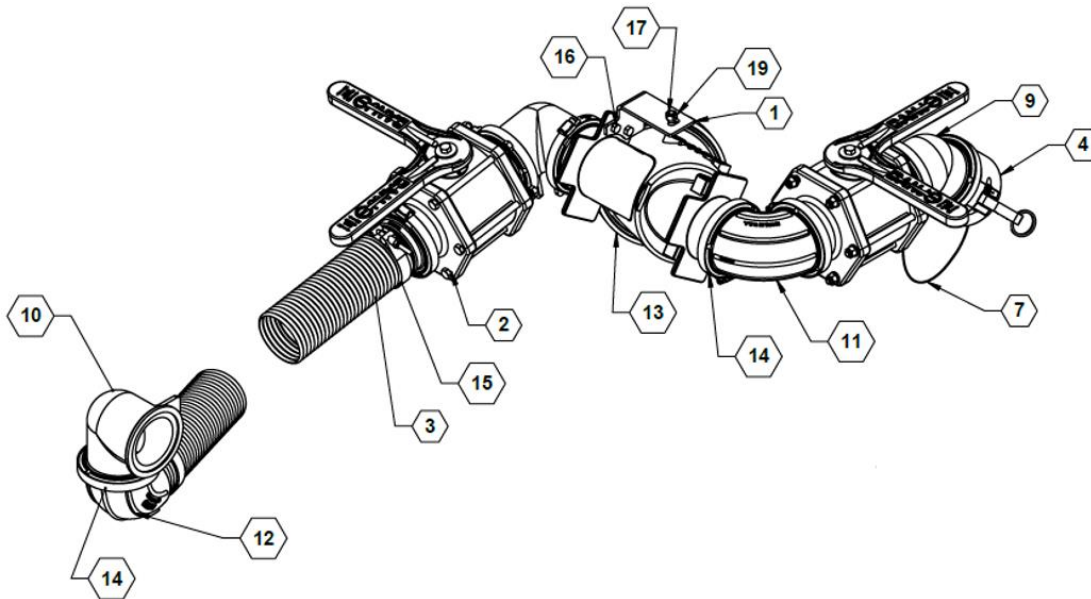
3" Quick Fill Assembly, 1050 / 1350 Gallon



Parts List 28217: 3" Quick Fill Assembly, 1050 / 1350 Gallon

ITEM	PART NO.	QTY.	DESCRIPTION
1	510038	4	(FT) HOSE, 3" FERTILIZER, BLACK
2	530024	1	GASKET, 3" EPDM
3	530333	1	3" MANIFOLD COUPLER, 90
4	530441	1	FLANGE SWEEP, 90 X 3" HOSE BARB
5	540003	1	CLAMP, 3INCH WORM SCREW
6	540009	2	CLAMP, 3" T BOLT
7	90SA3QF	1	SUB ASSY, 3" QUICK FILL

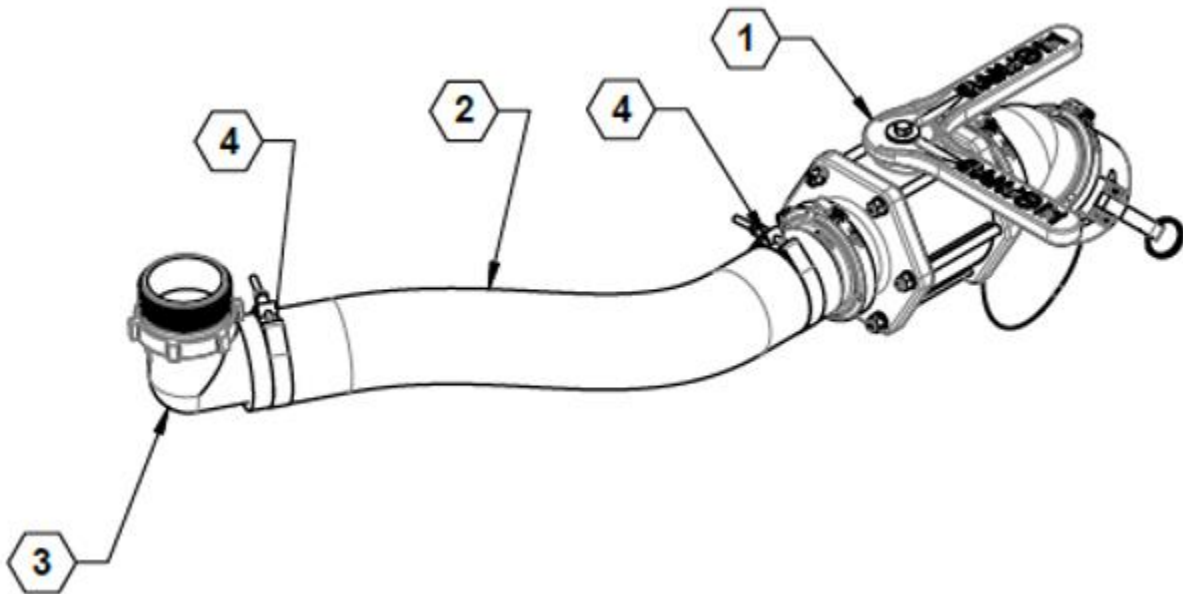

3" Quick Fill with Strainer, 1050 / 1350 Gallon



Parts List 28207: 3" Quick Fill with Strainer, 1050 / 1350 Gallon

ITEM	PART NO.	QTY.	DESCRIPTION
1	28205	1	PLATE, 3" STRAINER MOUNT
2	500042	2	MANIFOLD VALVE, STD PORT 3"
3	510038	2	HOSE, 3" FERTILIZER, BLACK
4	530023	1	CAP, 3"
5	530024	8	GASKET, 3" EPDM
6	530113	1	MANIFOLD FLANGE, 3" HB
7	530179	1	CABLE LANYARD
8	530233	1	MANIFOLD ADAPTER, 3" X 3" QDC MALE
9	530234	1	COUPLER, 3" X 45°
10	530333	2	3" MANIFOLD COUPLER, 90~
11	530439	1	MANIFOLD SWEEP, FLANGE 3"
12	530441	1	FLANGE SWEEP, 90 X 3" HOSE BARB
13	530442	1	STRAINER, 3" Y STANDARD PORT -12
14	540003	8	CLAMP, WORM SCREW 3"
15	540009	2	CLAMP, 3" T BOLT
16	596115M	2	BOLT, HH 5/16-18X1 GR5 MAGNI
17	596128M	1	BOLT, HH 3/8-16 X 1 GR5 MAGNI
18	596212M	2	NUT, HEX 5/16-18 MAGNI
19	596237M	1	NUT, CENTERLOCK 3/8-16 MAGNI
20	596257M	2	WASHER, FLAT 5/16 USS MAGNI
21	596258M	1	WASHER, FLAT 3/8 MAGNI

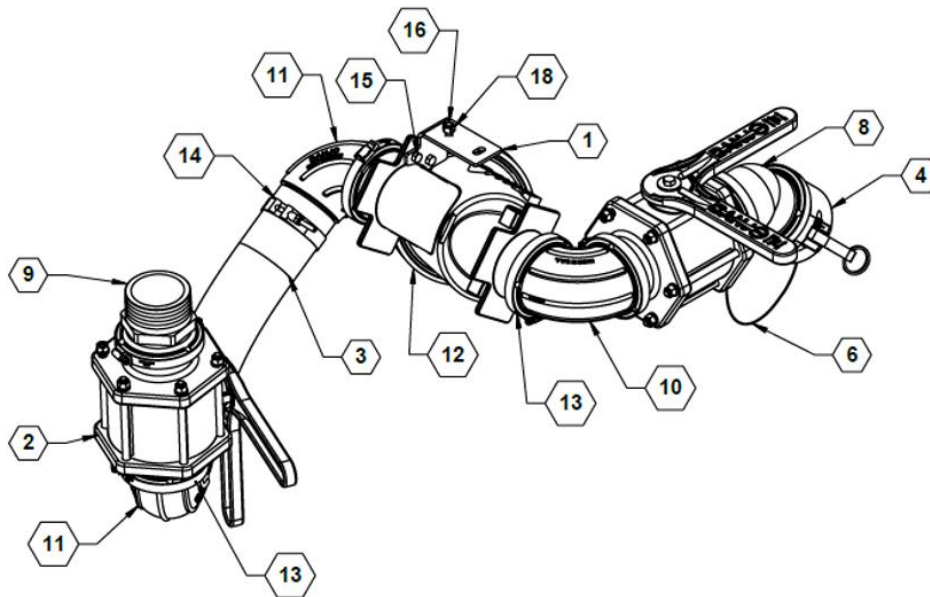
3" Quick Fill Assembly, 1800 / 2400 Gallon



Parts List 34296: 3" Quick Fill Assembly, 1800 / 2400 Gallon

ITEM	PART NO.	QTY.	DESCRIPTION
1	90SA3QF	1	SUB ASSY, 3" QUICK FILL
2	510038	3	(FT) HOSE, 3" FERTILIZER, BLACK
3	530053	1	3" HOSE BARB ELBOW 90°
4	540009	2	CLAMP, 3" T BOLT

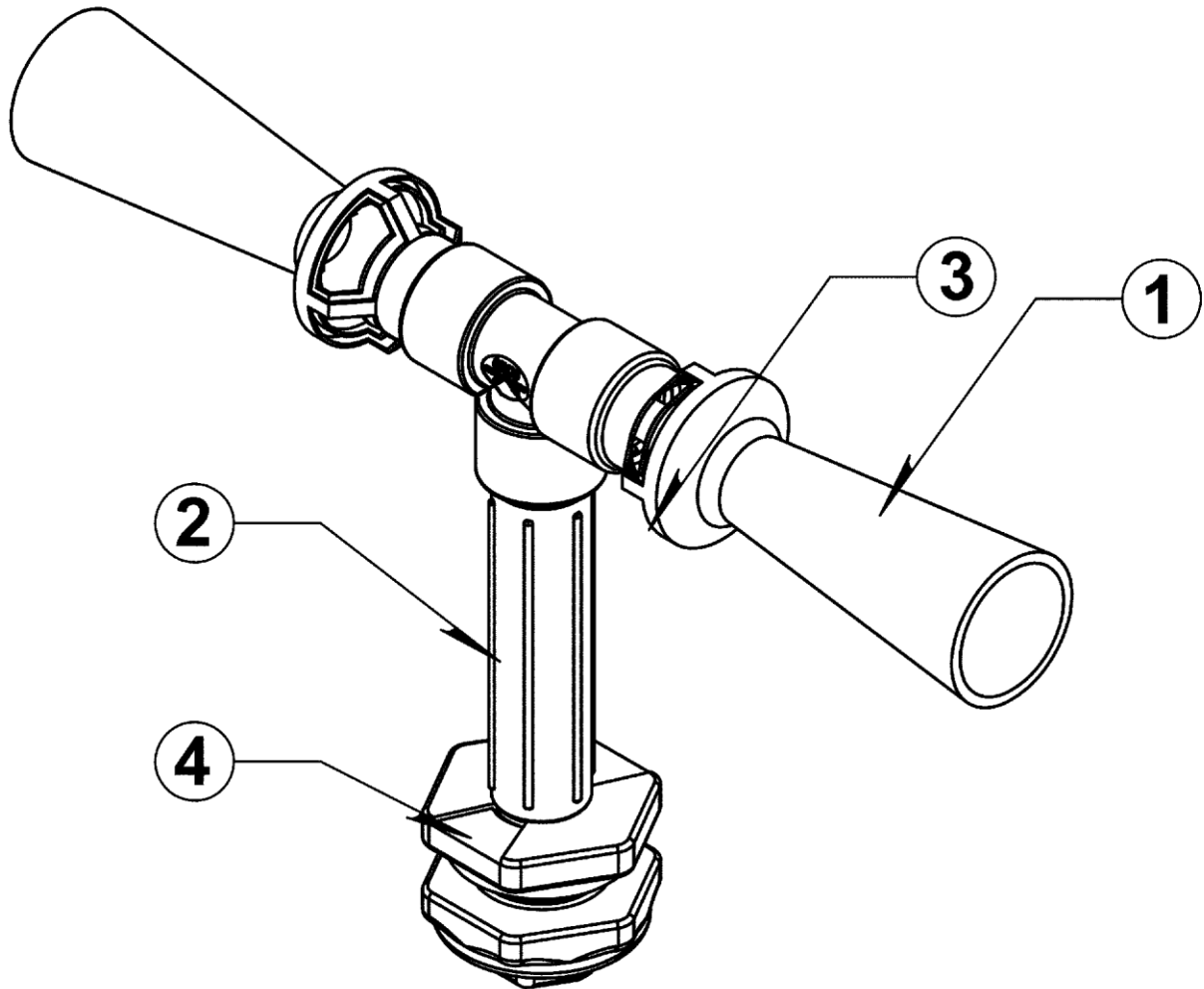
3" Quick Fill with Strainer, 1800 / 2400 Gallon



Parts List 28206: 3" Quick Fill with Strainer, 1800 / 2400 Gallon

ITEM	PART NO.	QTY.	DESCRIPTION
1	28205	1	PLATE, 3" STRAINER MOUNT
2	500042	2	MANIFOLD VALVE, STD PORT 3"
3	510004	2	HOSE, 3" FERTILIZER
4	530023	1	CAP, 3"
5	530024	8	GASKET, 3" EPDM
6	530113	1	MANIFOLD FLANGE, 3" HB
7	530179	1	CABLE LANYARD
8	530233	1	MANIFOLD ADAPTER, 3" X 3" QDC MALE
9	530234	1	COUPLER, 3" X 45°
10	530333	2	3" MANIFOLD COUPLER, 90~
11	530439	1	MANIFOLD SWEEP, FLANGE 3"
12	530441	1	FLANGE SWEEP, 90 X 3" HOSE BARB
13	530442	1	STRAINER, 3" Y STANDARD PORT -12
14	540003	8	CLAMP, WORM SCREW 3"
15	540027	2	CLAMP, HOSE 3" T-BOLT
16	596115M	2	BOLT, HH 5/16-18X1 GR5 MAGNI
17	596128M	1	BOLT, HH 3/8-16 X 1 GR5 MAGNI
18	596212M	2	NUT, HEX 5/16-18 MAGNI
19	596237M	1	NUT, CENTERLOCK 3/8-16 MAGNI
20	596257M	2	WASHER, FLAT 5/16 USS MAGNI
21	596258M	1	WASHER, FLAT 3/8 MAGNI

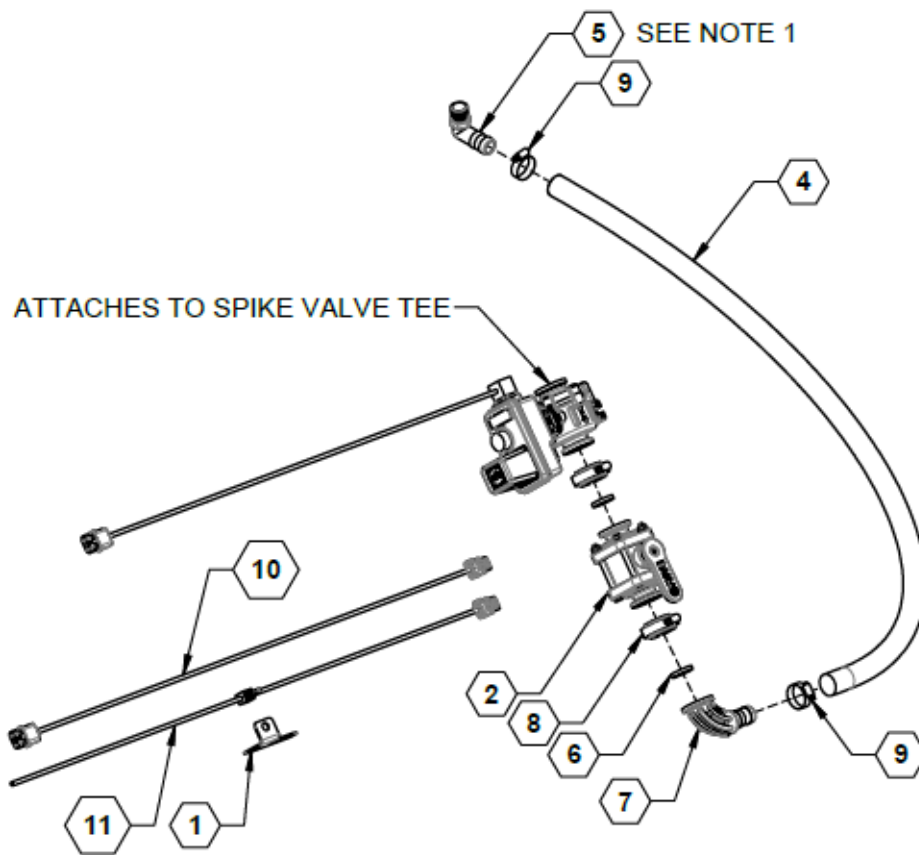

Tank Agitation Fittings



Parts List 90SALTRUMPET: Tank Agitation Fittings

ITEM	PART NO.	QTY.	DESCRIPTION
1	520029	2	AGITATION NOZZLE
2	530130	1	NIPPLE, 3/4" X 6"
3	530156	1	TEE, 3/4" NPT
4	530160	1	3/4" BULKHEAD FITTING

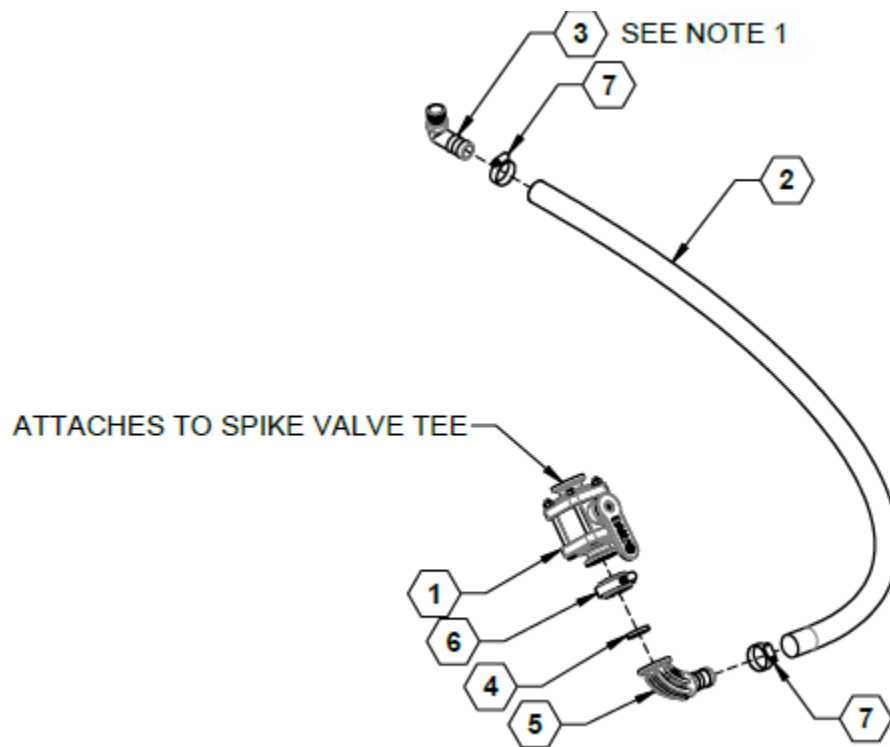

Electric Agitation



Parts List 34391: Electric Agitation

ITEM	PART NO.	QTY.	DESCRIPTION
1	11145	1	SWITCH BRACKET
2	500005	1	VALVE, 1" FP WITH C-FLANGE
3	500064	1	VALVE, 356 SERIES ON/OFF ELEC. AGITATION
4	510016	5	(FT) HOSE, 1 IN EPDM
5	530036	1	ELBOW, .75 MPT X 1.00 90~
6	530068	2	GASKET, 1.00 EPDM
7	530445	1	FLANGE SWEEP X 1 IN HB
8	540000	2	CLAMP, WORM SCREW, 1.00
9	540014	2	HOSE CLAMP, SS 1.00 #16
10	631931	1	26' 3 PIN WEATHERPACK EXTENSION
11	631970	1	CABLE, SWITCH ON/OFF

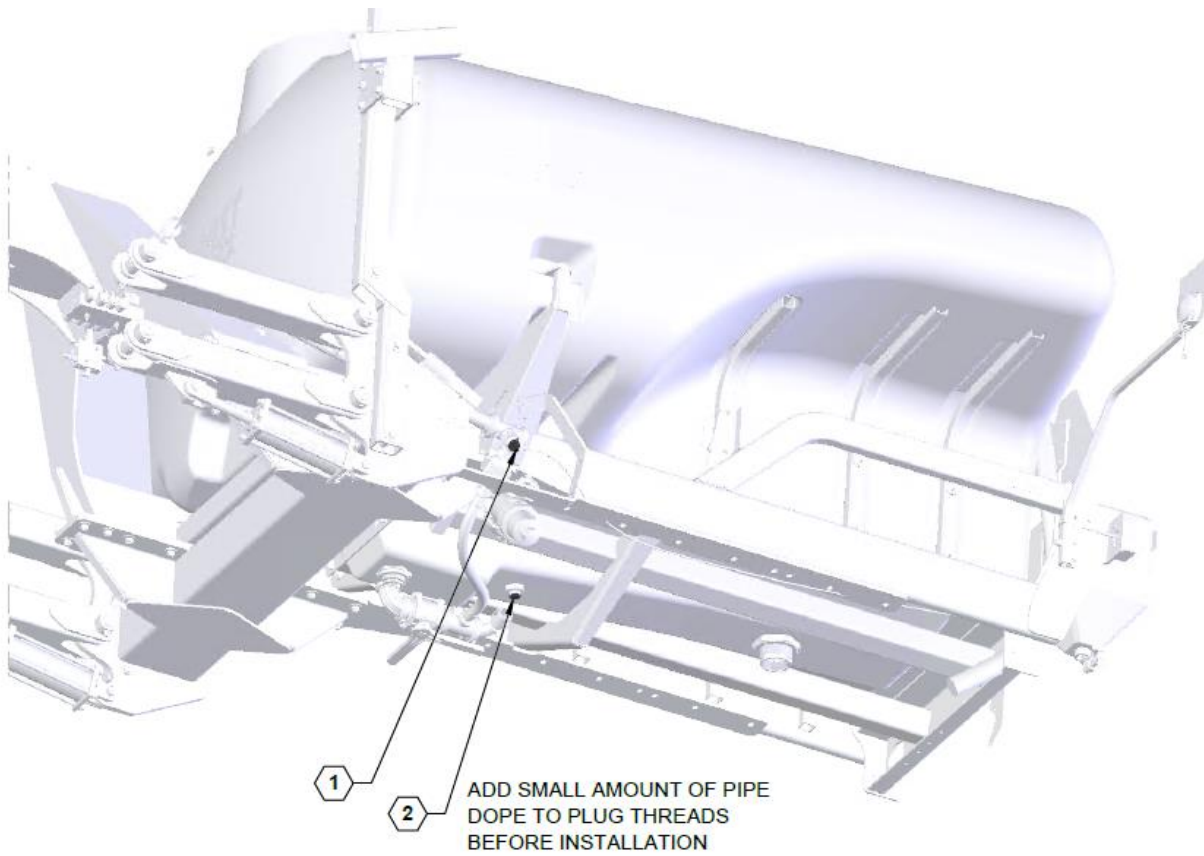
Manual Agitation (High Volume)



Parts List 34298: Manual Agitation (High Volume)

ITEM	PART NO.	QTY.	DESCRIPTION
1	500005	1	VALVE, 1" FP WITH C-FLANGE
2	510016	5	(FT) HOSE, 1 IN EPDM
3	530036	1	ELBOW, .75 MPT X 1.00 90~
4	530068	1	GASKET, 1.00 EPDM
5	530445	1	FLANGE SWEEP X 1 IN HB
6	540000	1	CLAMP, WORM SCREW, 1.00
7	540014	2	HOSE CLAMP, SS 1.00 #16

No Agitation

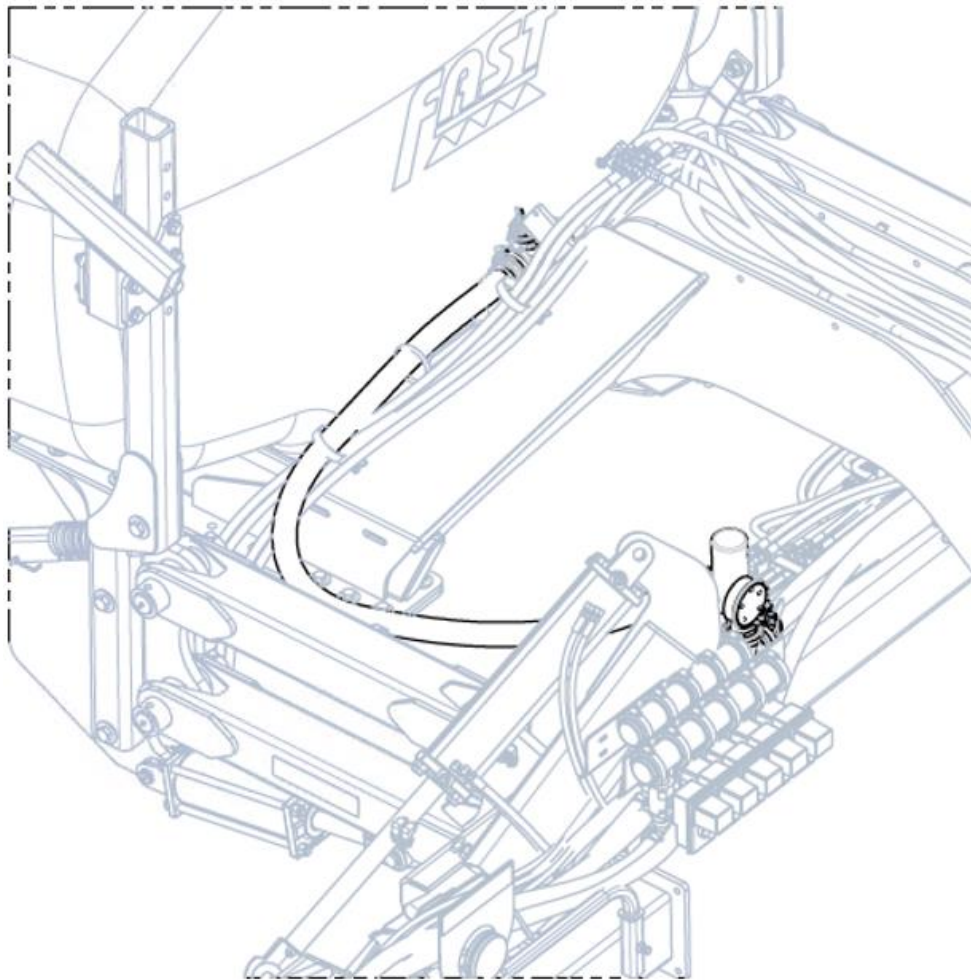


Parts List 27811: No Agitation

ITEM	PART NO.	QTY.	DESCRIPTION
1	530070	1	MANIFOLD PLUG, 1"
2	530392	1	PLUG, 3/4" POLY PIPE

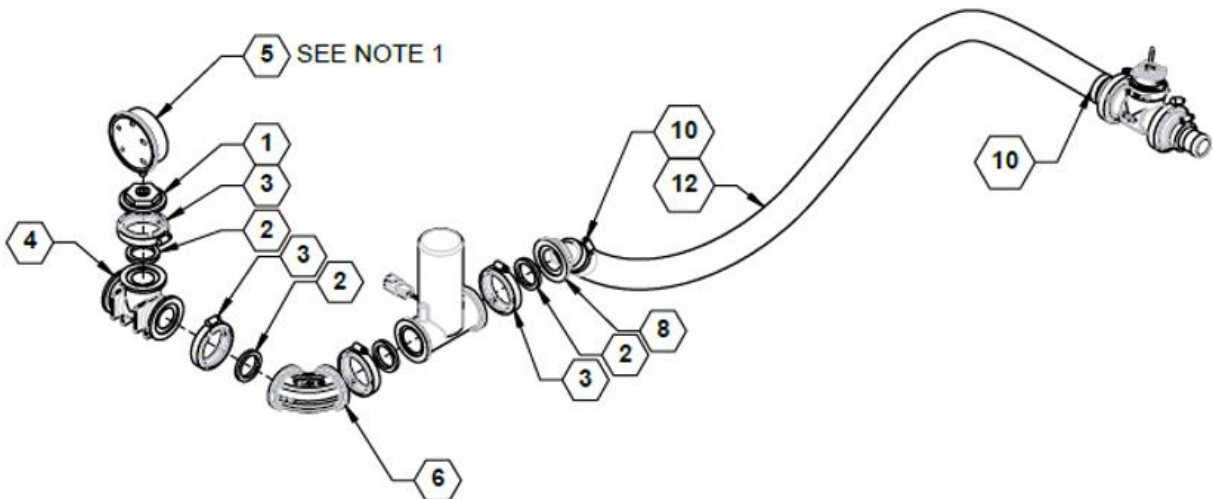


Pressure Gauge



NOTE:

1. APPLY THREAD SEALANT BEFORE ASSEMBLY



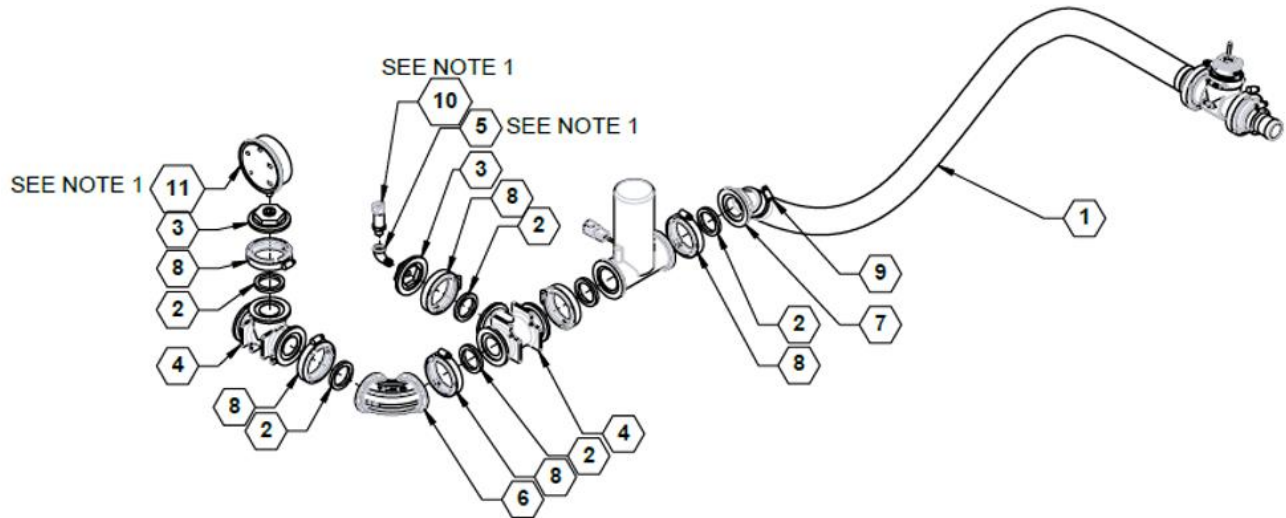
Parts List 34304: Pressure Gauge

ITEM	PART NO.	QTY.	DESCRIPTION
1	510014	6	(FT) HOSE, 1-1/2 IN EPDM
2	530014	3	GASKET, 1.500 EPDM
3	530094	1	PLUG, MANIFOLD 2.00 W/ HOLE
4	530097	1	MANIFOLD TEE, 2"
5	530393	1	FITTING, SWEEP, 2.00 FLANGE X 2.00 FLANGE, POLY
6	530423	1	2" MANIFOLD X 1-1/2" HOSE BARB X 45
7	540001	3	CLAMP, 2.00 STD WORM SCREW
8	540016	1	CLAMP, SS 1.500 #24
9	790020	1	GAUGE, FAST LOGO 160PSI

Pressure Transducer ISO



NOTE:
1. APPLY THREAD SEALANT BEFORE ASSEMBLY

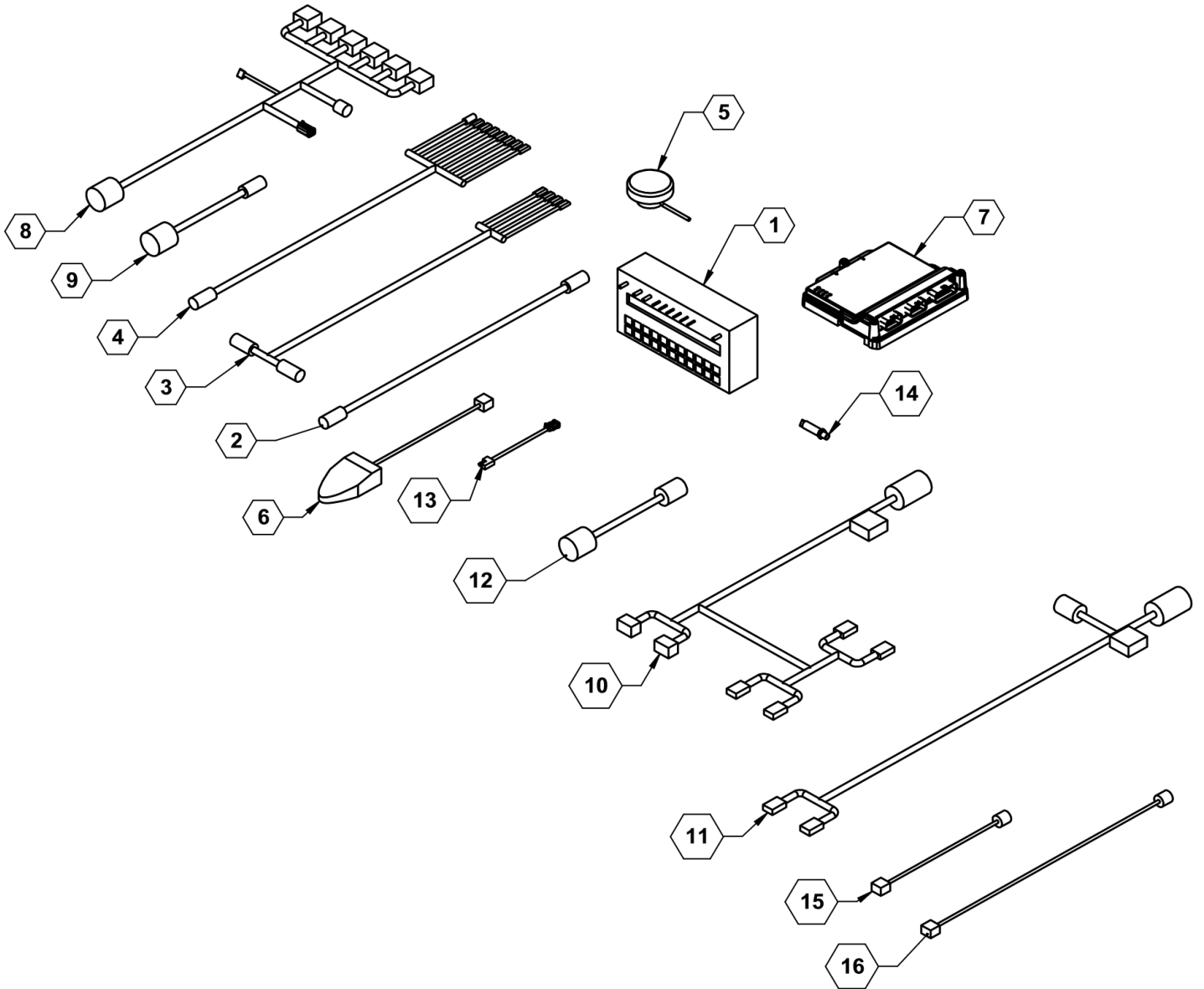


Parts List 34303: Pressure Transducer ISO

ITEM	PART NO.	QTY.	DESCRIPTION
1	510014	6	(FT) HOSE, 1-1/2 IN EPDM
2	530014	5	GASKET, 1.500 EPDM
3	530094	2	PLUG, MANIFOLD 2.00 W/ HOLE
4	530097	2	MANIFOLD TEE, 2"
5	530246	1	ELBOW, 90~ STREET 1/4 NPT SS
6	530393	1	FITTING, SWEEP, 2.00 FLANGE X 2.00 FLANGE, POLY
7	530423	1	2" MANIFOLD X 1-1/2" HOSE BARB X 45
8	540001	5	CLAMP, 2.00 STD WORM SCREW
9	540016	1	CLAMP, SS 1.500 #24
10	632036	1	TRANSDUCER, PRESSURE
11	790020	1	GAUGE, FAST LOGO 160PSI

PRODUCT ELECTRONIC/ELECTRICAL CONTROL COMPONENTS

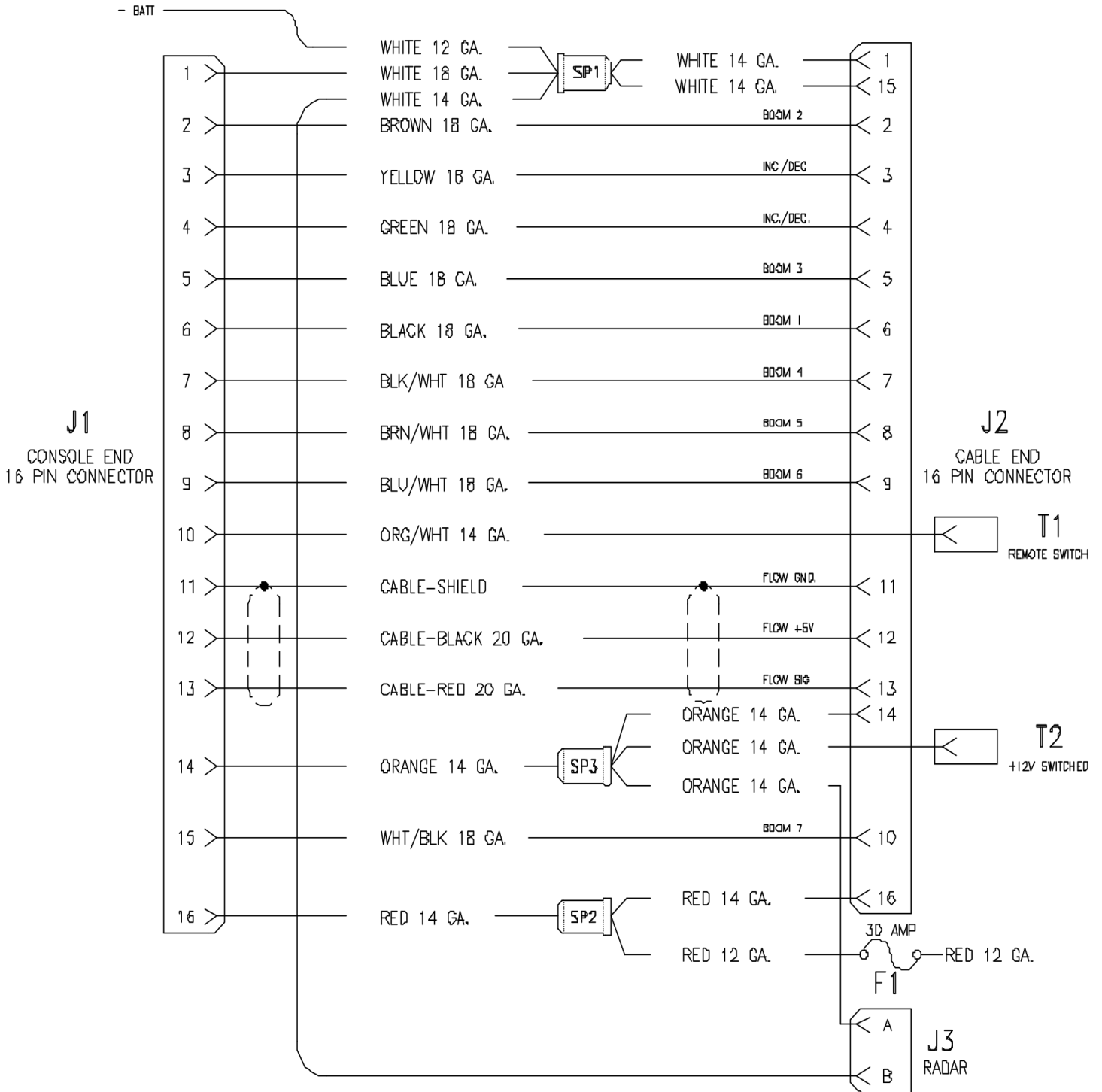
Raven Harnesses and Components



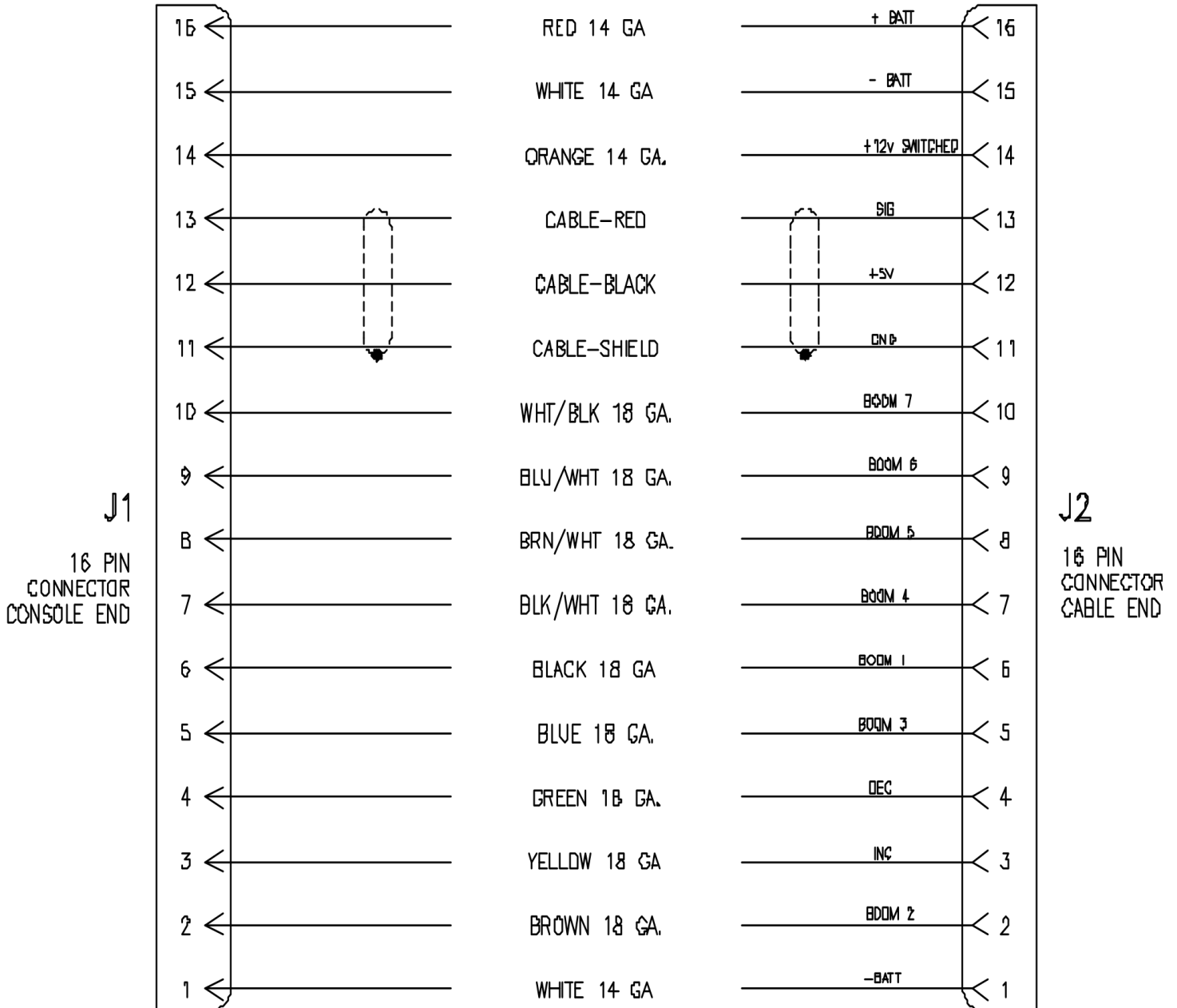
Parts List: Raven Harnesses and Components

ITEM	PART NO.	QTY.	DESCRIPTION
1	631803	AR	6 SECTION 450 CONSOLE
2	631814	AR	12' 16 PIN EXTENSION CABLE
3	631818	AR	10' 440/450 CONSOLE CABLE
5	631832	AR	GPS SPEED SENSOR
6	631856	AR	FOOTSWITCH
7	632010	AR	RCM
8	632080	AR	47 PIN 6 SECTION CABLE
9	632028	AR	47 PIN TO 16 PIN ADAPTER
10	632029	AR	47 PIN RCM Y-CABLE
11	632031	AR	12' ISO TO IBIC CABLE
12	632033	AR	47 PIN TO 37 PIN ADAPTER
13	632034	AR	TRAILER TO DEUTSCH PLUG ADAPTER CABLE
14	632036	AR	PRESSURE TRANSDUCER
15	632061	AR	CABLE, FOOTSWITCH, 12'
16	632062	AR	CABLE, FOOTSWITCH, 23'

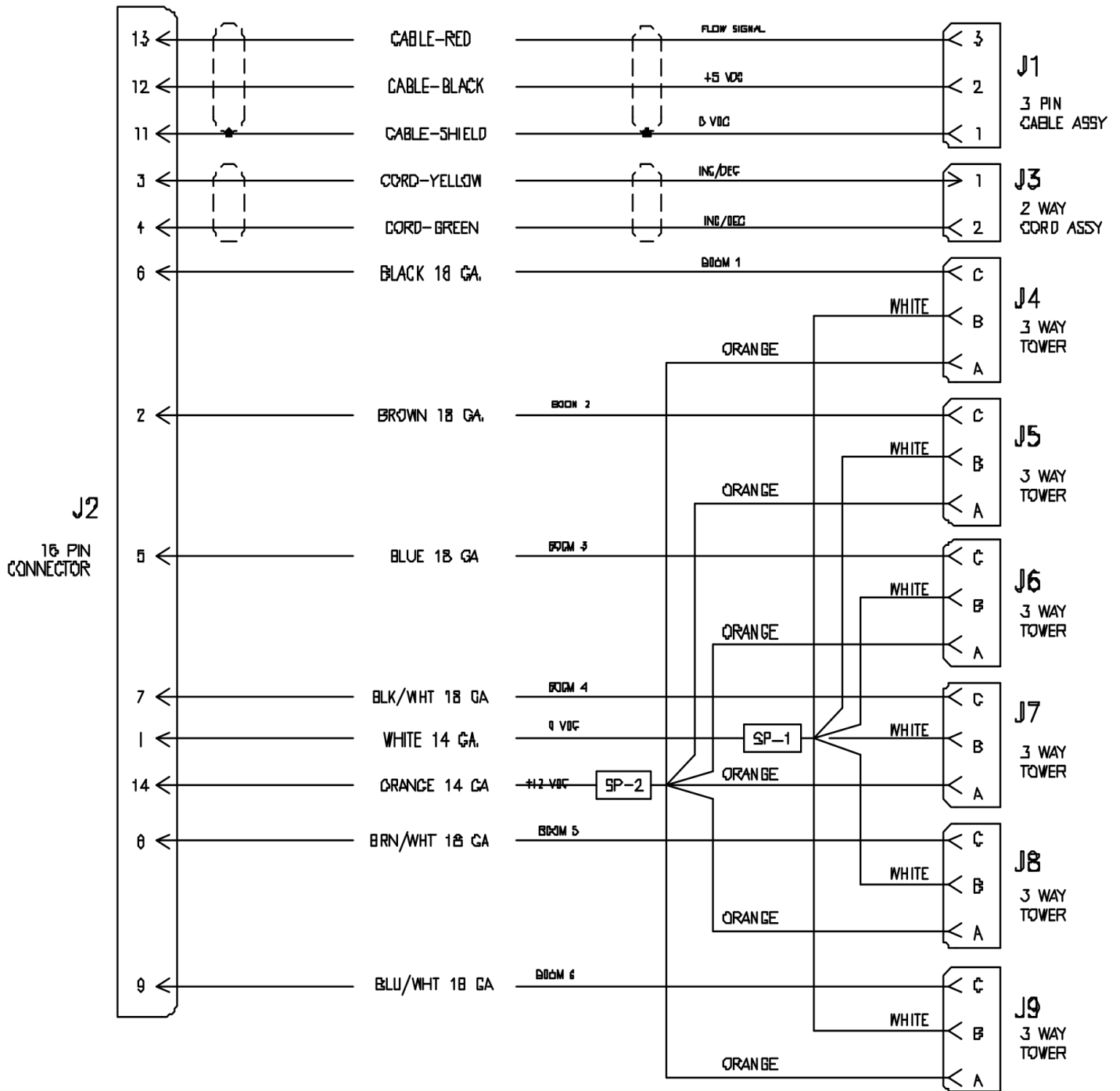
Control Harness 115-0171-085



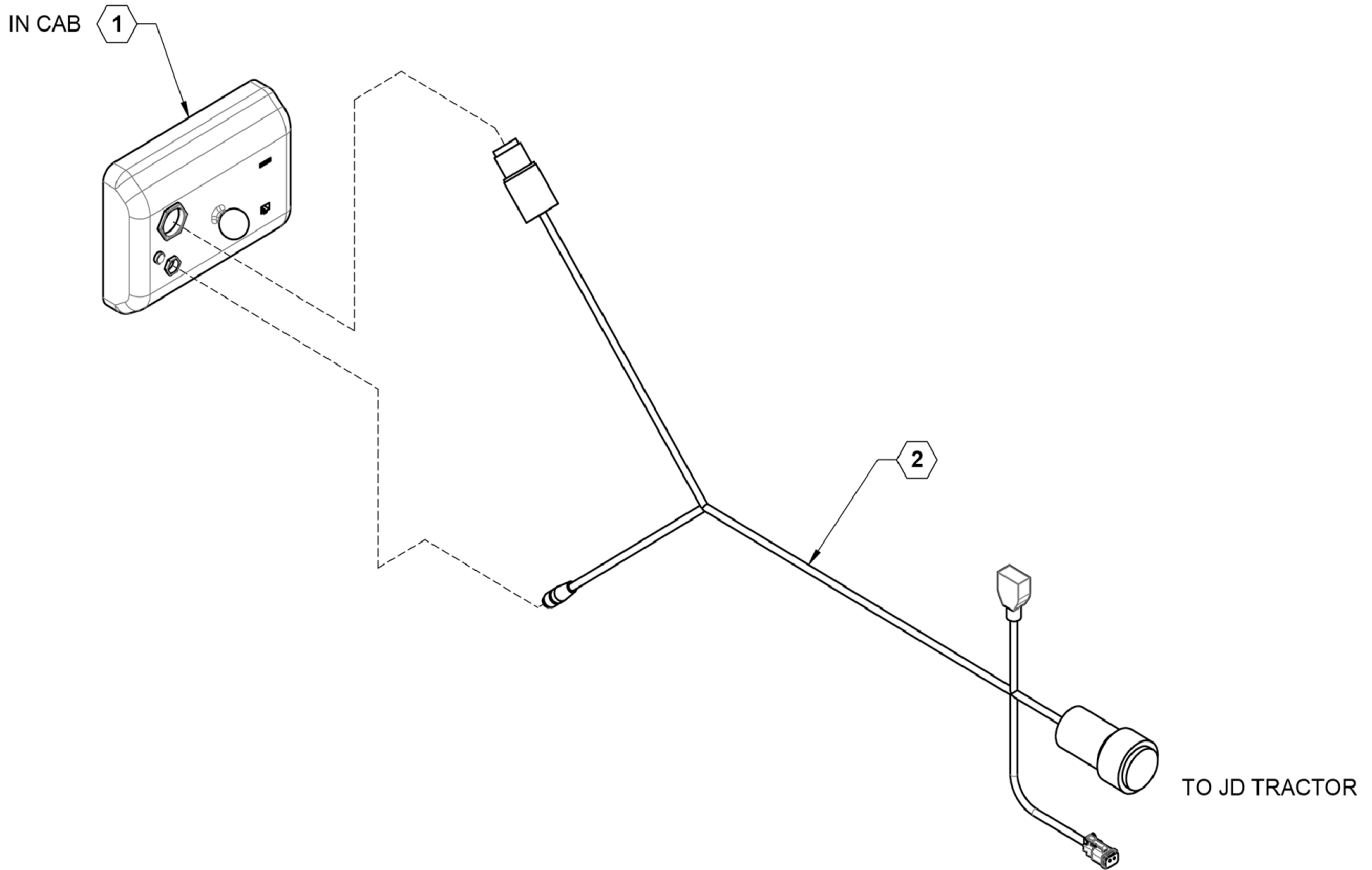
Control Harness 115-0159-856



Control Harness 115-0171-086



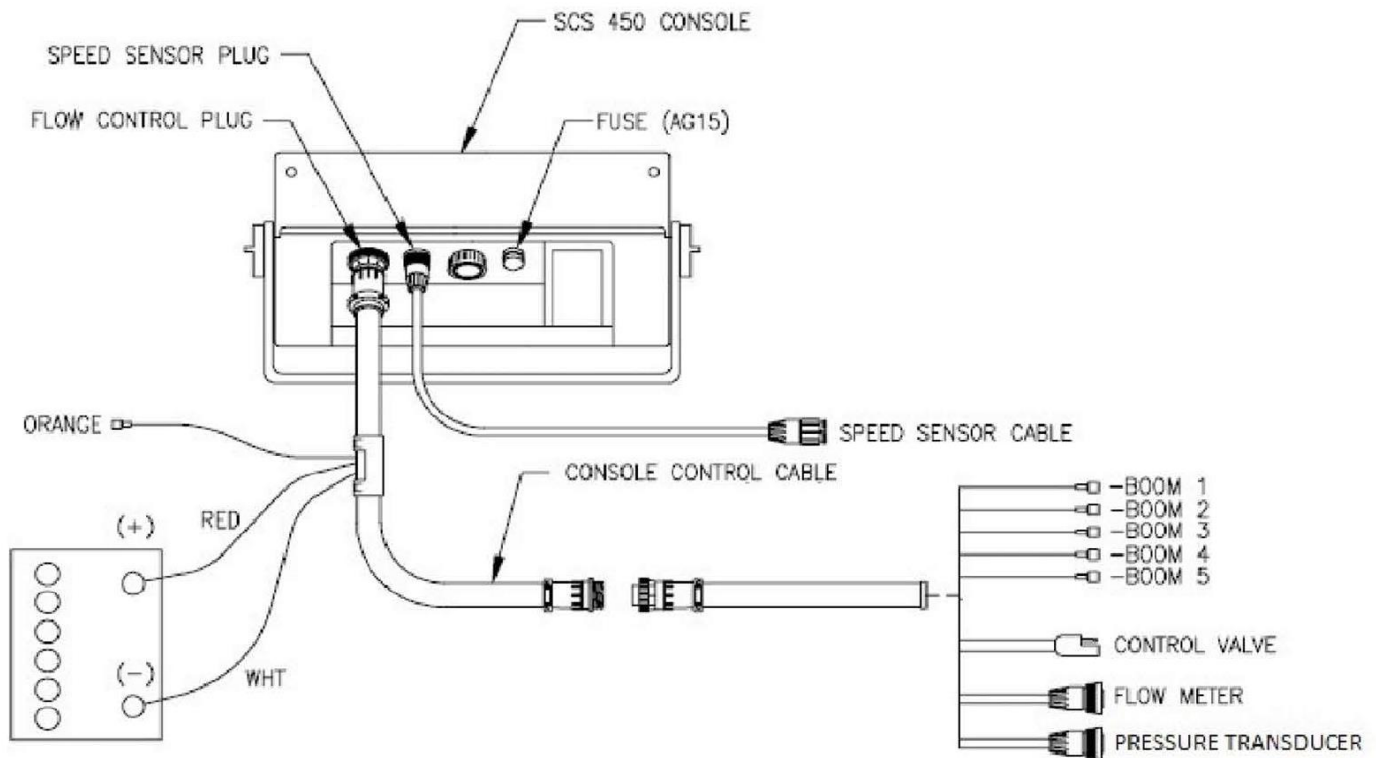
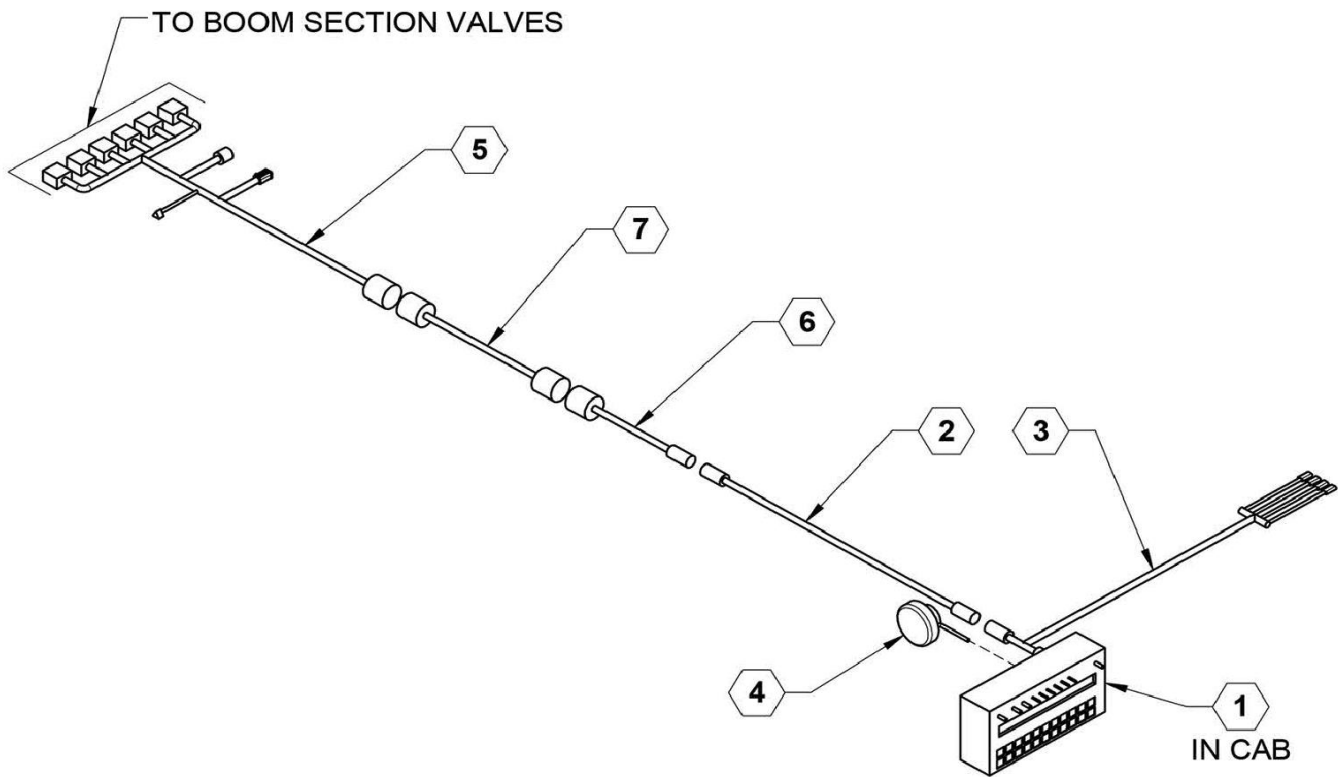
CR7 Display



Parts List 26858: CR7 Display

ITEM	PART NO.	QTY.	DESCRIPTION
1	632063	1	RAVEN PRECISION CR7 DISPLAY
2	632066	1	CABLE, CR7 ISO VT ONLY

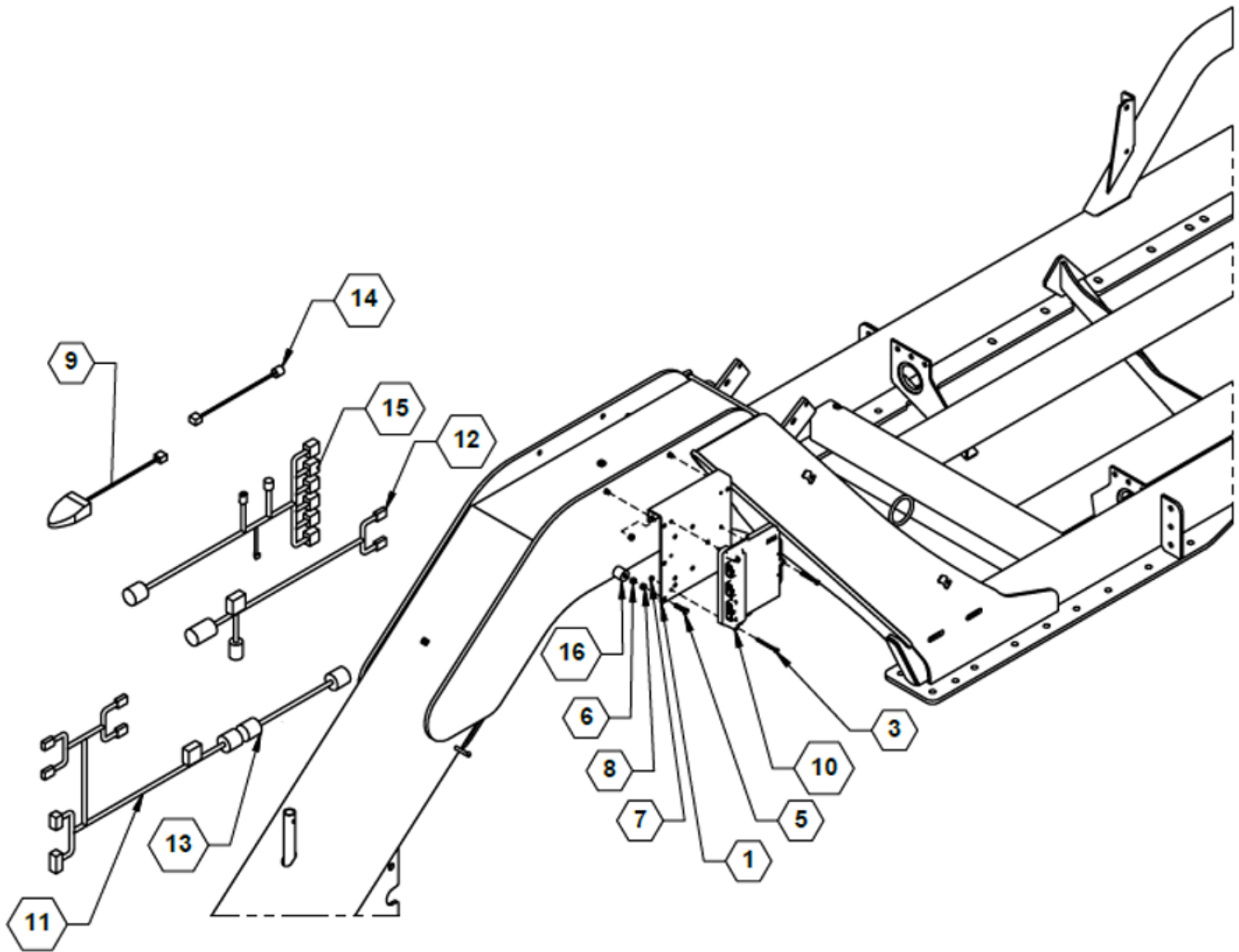
Raven 450 Controller



Parts List 26853: Raven 450 Controller

ITEM	PART NO.	QTY.	DESCRIPTION
1	631803	1	RAVEN SCS450 CONTROLLER
2	631814	1	CABLE, 6 BOOM 12' EXTENSION
3	631818	1	CABLE 10' CONSOLE 7 BOOM SCS 440/4
4	631832	1	SKYTRAK GPS SPEED SENSOR
5	632080	1	6 SECTION 6' FINAL CABLE
6	632028	1	47 PIN TO 16 PIN ADAPTER
7	632046	1	47 PIN 6' EXTENSION CABLE

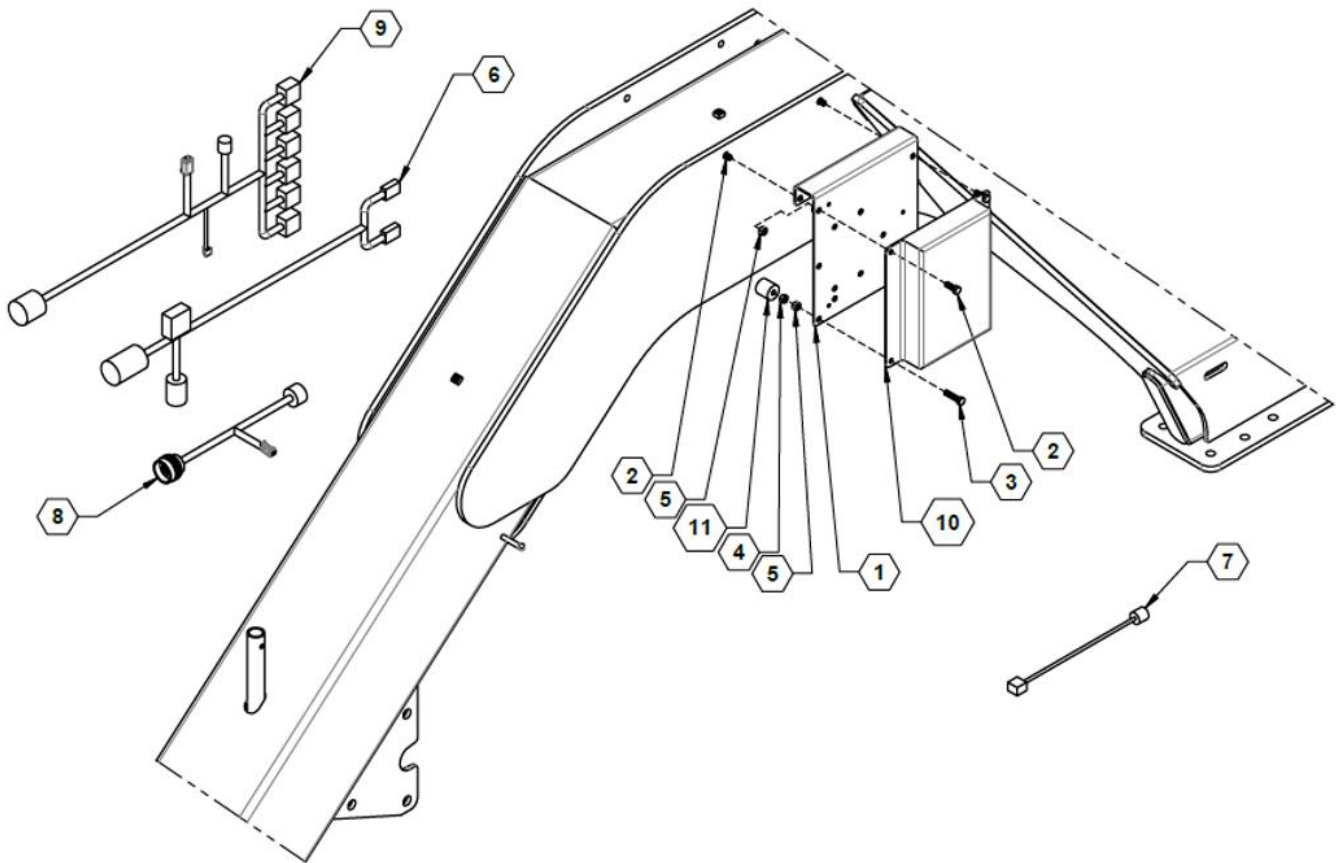
Raven RCM Rate Controller



Parts List 34396: Raven RCM Rate Controller

ITEM	PART NO.	QTY.	DESCRIPTION
1	15813	1	PLATE, FORMED MOUNT
2	596105M	1	BOLT, HH 1/4-20X2-1/2 GR5 MAGNI
3	596110M	2	BOLT, HH 1/4-20 X 3 MAGNI
4	596128M	2	BOLT, HH 3/8-16 X 1 GR5 MAGNI
5	596129M	2	BOLT, HH 3/8-16X1-1/2 GR5 MAGNI
6	596213M	2	NUT, HEX 3/8-16 MAGNI
7	596235M	3	NUT, CENTERLOCK, 1/4-20 MAGNI
8	596237M	4	NUT, CENTERLOCK 3/8-16 MAGNI
9	631856	1	FOOTSWITCH, ISO PRODUCT CONTROL
10	632010	1	RAVEN RCM
11	632029	1	47 PIN RATE CTRL INTERFACE CABLE
12	632031	1	IBIC TO GEN 1 ISO 12'
13	632046	1	47 PIN 6' EXTENSION CABLE
14	632061	1	CABLE, FOOTSWITCH, 12' ROW CROP TRACTOR
15	632080	1	6 SECTION APP FINAL HARNESS
16	750050	2	BUMPER, EBCO

JD Greenstar Rate Controller

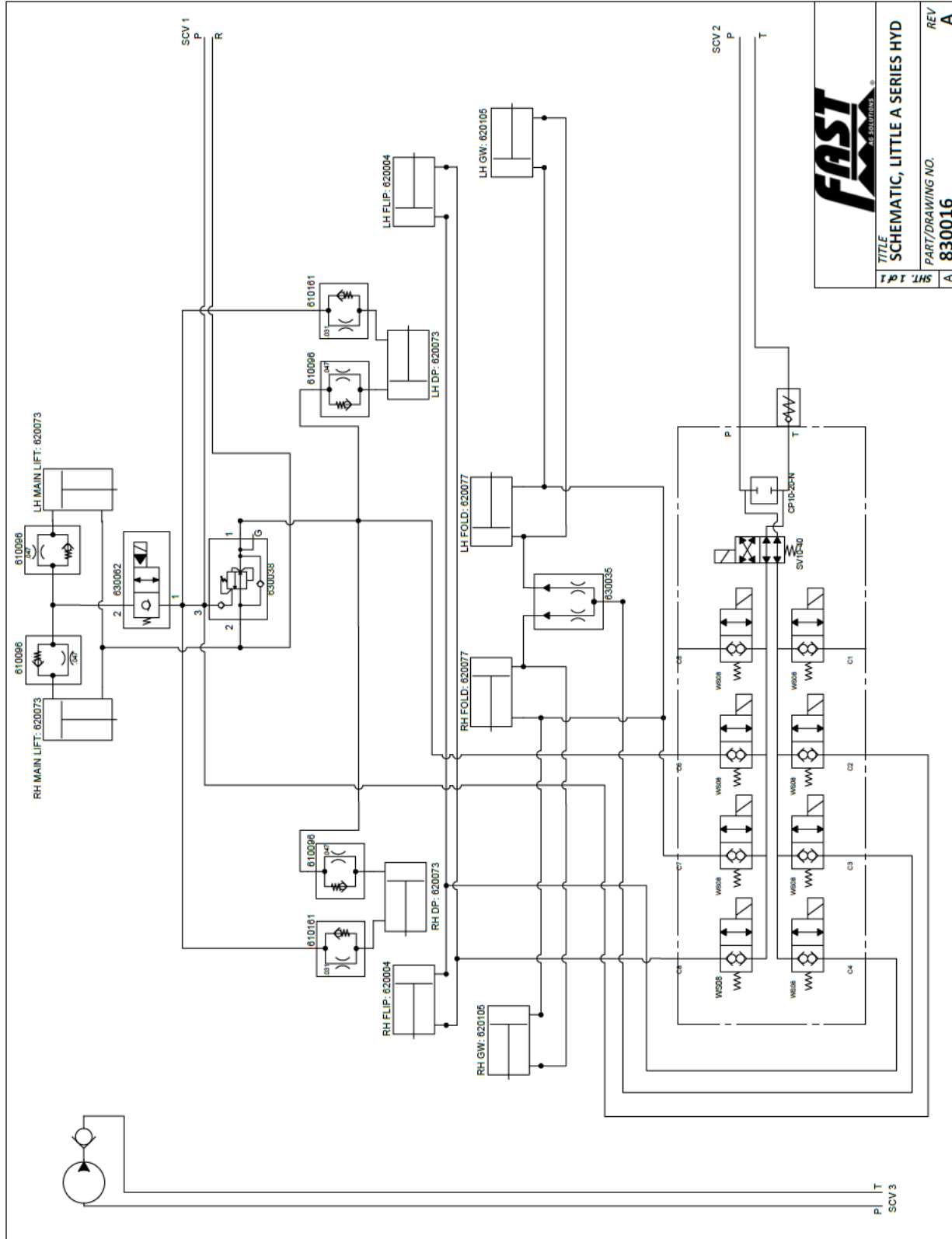


Parts List 27836: JD Greenstar Rate Controller

ITEM	PART NO.	QTY.	DESCRIPTION
1	15813	1	PLATE, FORMED MOUNT
2	596128M	4	BOLT, HH 3/8-16 X 1 GR5 MAGNI
3	596129M	2	BOLT, HH 3/8-16X1-1/2 GR5 MAGNI
4	596213M	2	NUT, HEX 3/8-16 MAGNI
5	596237M	6	NUT, CENTERLOCK 3/8-16 MAGNI
6	632031	1	IBIC TO GEN 1 ISO 12'
7	632061	1	CABLE, FOOTSWITCH, 12' ROW CROP TRACTOR
8	632070	1	37 TO 47 PIN ADAPTER CABLE
9	632080	1	6 SECTION APP FINAL HARNESS
10	632145	1	JD GREENSTAR RATE CONTROLLER
11	750050	2	BUMPER, EBCO

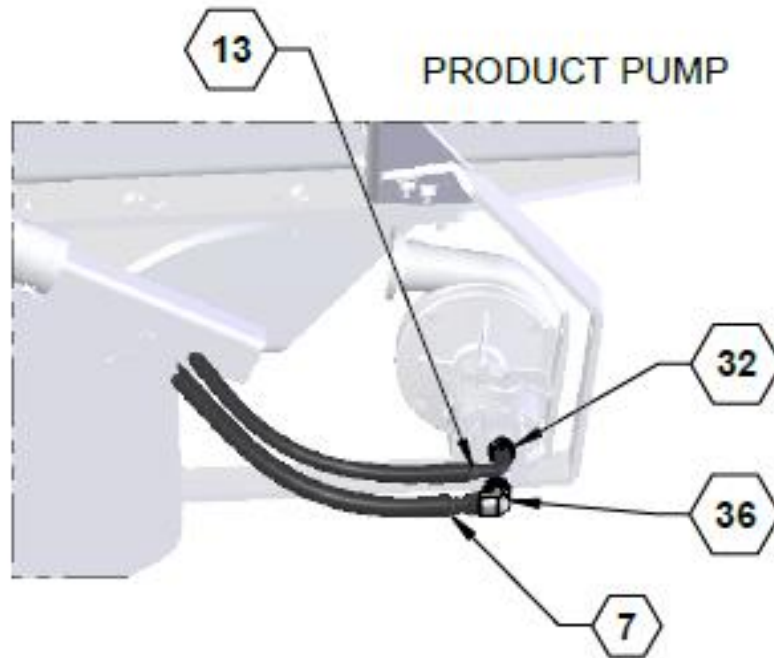
HYDRAULICS and FOLD BOX ELECTRICAL

Hydraulic Diagram 830016



TITLE	SCHEMATIC, LITTLE A SERIES HYD	REV	A
SHT 1 OF 1	PART/DRAWING NO.	830016	

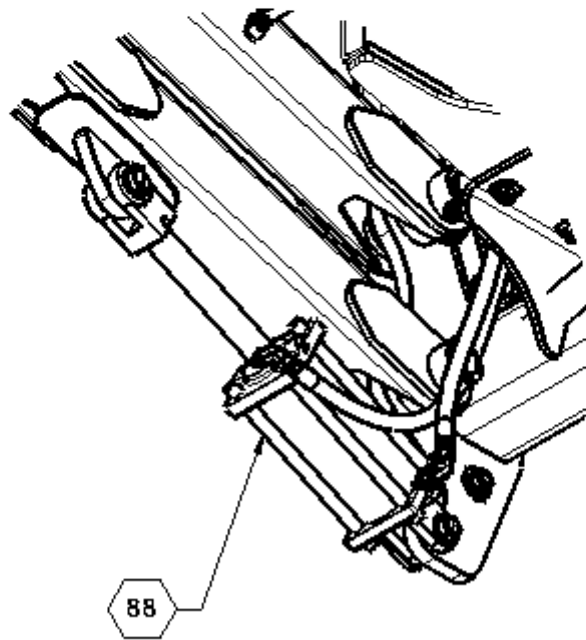
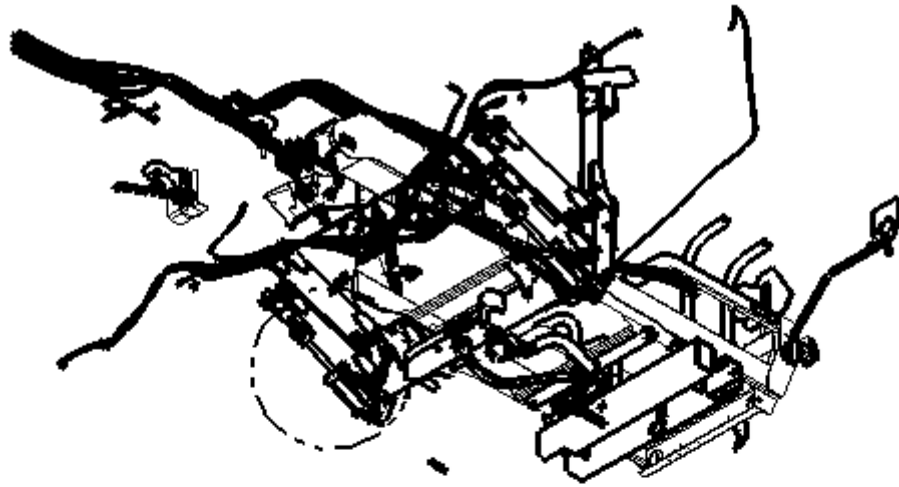
Product Pump Hydraulic Hoses and Fittings



Parts List: Product Pump Hydraulic Hoses and Fittings

ITEM	PART NO.	QTY.	DESCRIPTION
7	600120-6-ZN	1	HOSE ASSY, 10-10FJX-8MORB-232
13	600120-12-ZN	1	HOSE ASSY, 08-8FJX-8FJX90-81
32	610060	1	JIC #8 TO ORING #10
36	610102	1	ADAPTER, -10MJIC X -10MORB90

Main Lift Cylinders

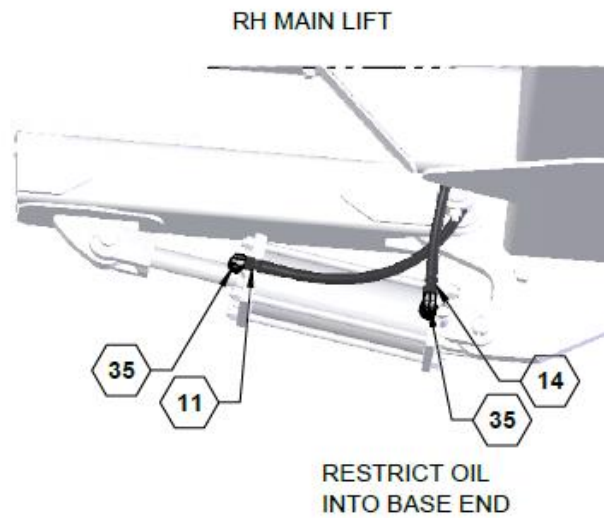
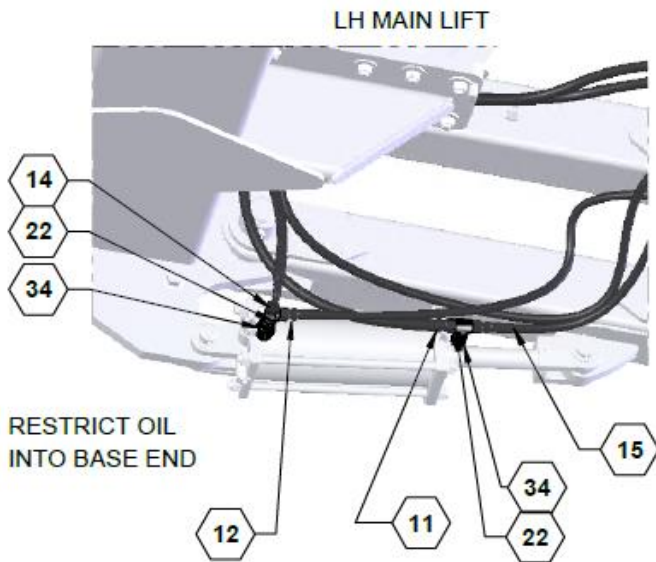
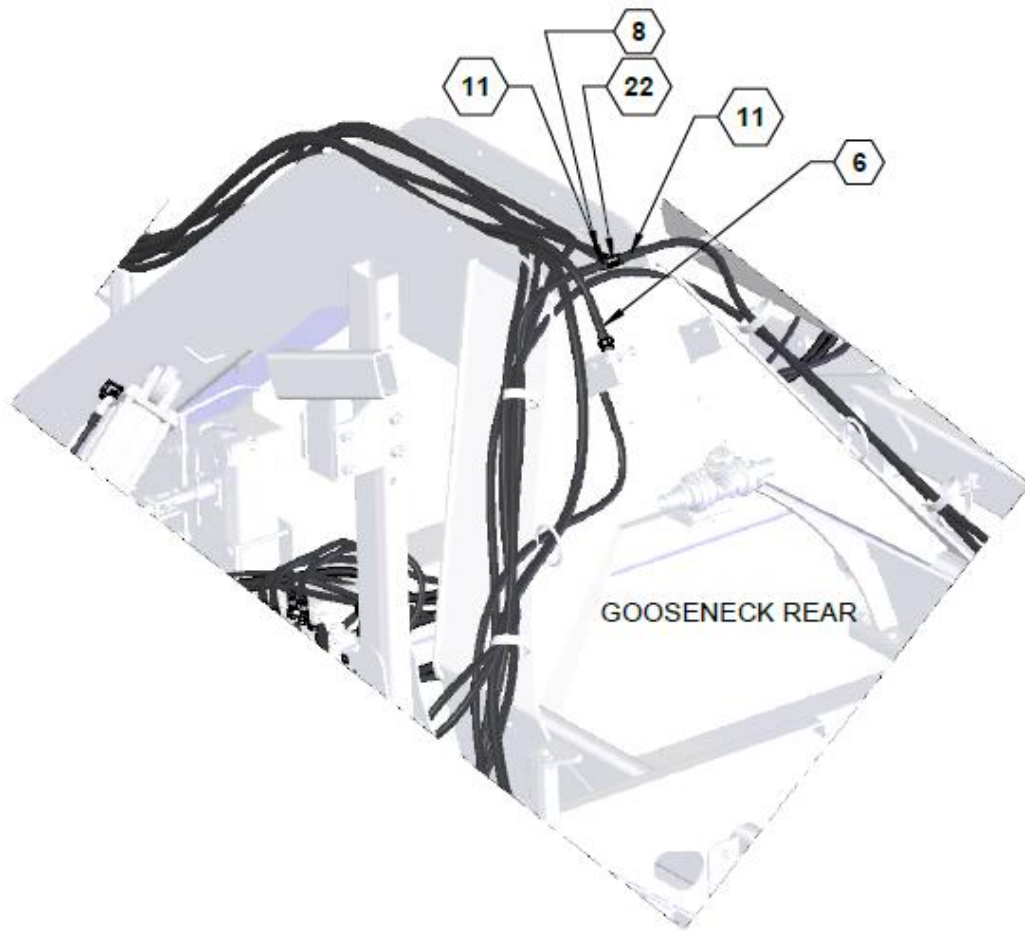


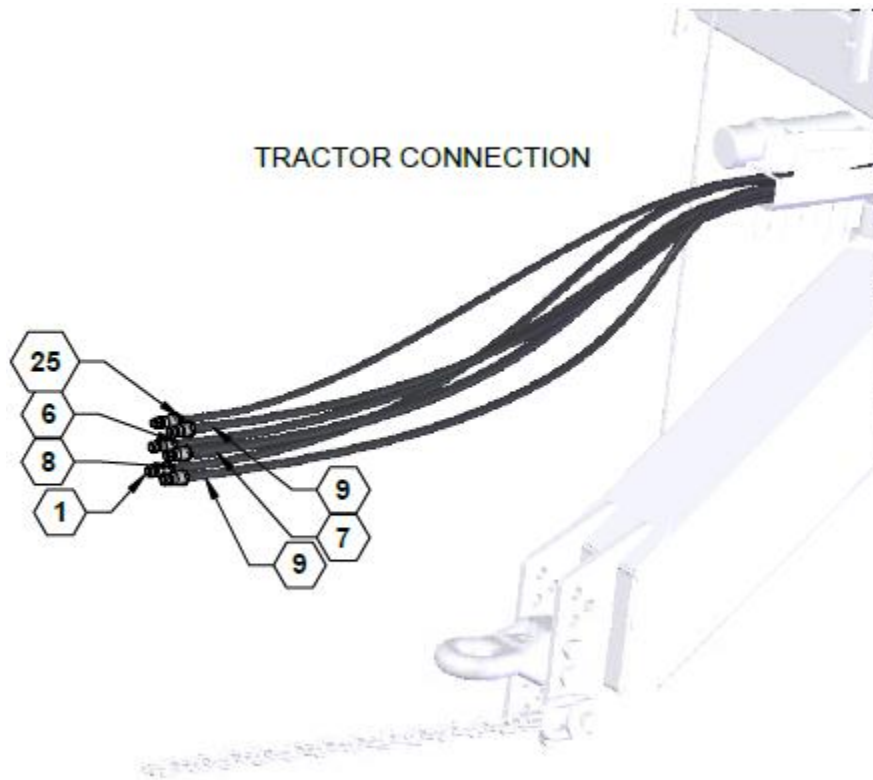
RIGHT

Parts List: Main Lift Cylinders

ITEM	PART NO.	QTY.	DESCRIPTION
88	620007	2	MAIN LIFT CYLINDER, 4" X 8" ASAE (1050 / 1350 Gal.)
88	620073	2	MAIN LIFT CYLINDER, 4" X 10" STROKE (1800 / 2400 Gal.)

Main Lift Hydraulic Hoses and Fittings

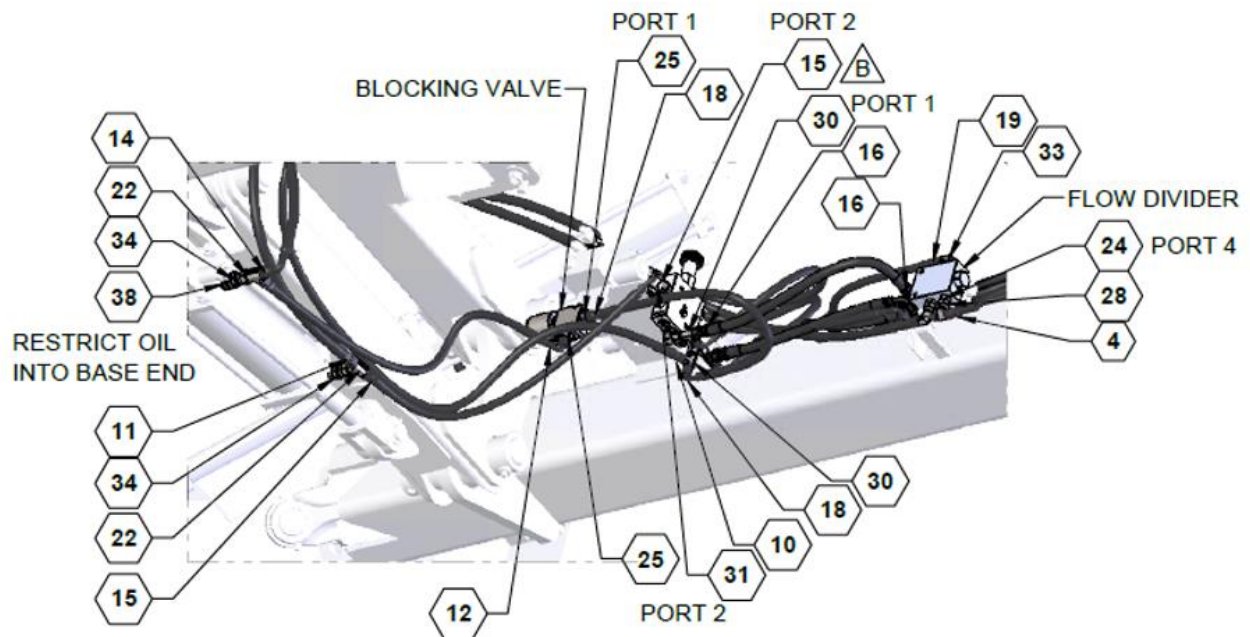




Parts List: Main Lift Hydraulic Hoses and Fittings

ITEM	PART NO.	QTY.	DESCRIPTION
NS	520048	1	PIONEER COUPLER #8 FORB
8	600120-7-ZN	1	HOSE ASSY, 08-8FJX-8MORB-151
11	600120-10-ZN	2	HOSE ASSY, 08-8FJX-8FJX-84
12	600120-11-ZN	1	HOSE ASSY, 06-8FJX-6FJX90-33.4
14	600120-13-ZN	1	HOSE ASSY, 08-8FJX-8FJX90-134
15	600120-14-ZN	1	HOSE ASSY, 06-8FJX-6FJX90-27.4
22	610004	3	JIC #8 UNION TEE
34	610083	1	ADAPTER, -8MORB X -8FJX
35	610097	2	ADAPTER, -8MJIC X -8MORB90
38	610096	2	HYD FITTING, ONE WAY .047 ORIFICE

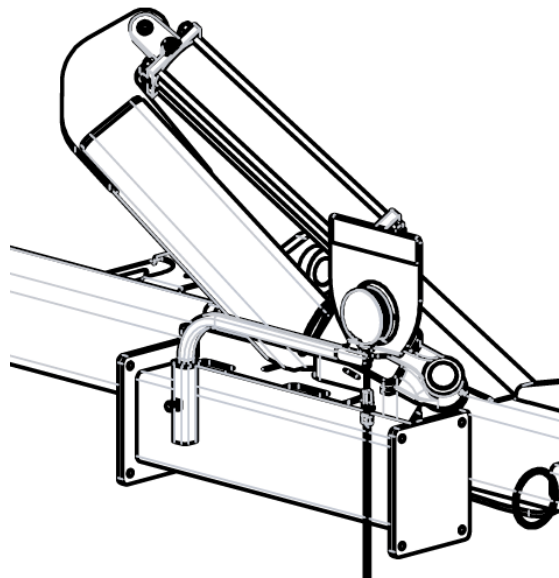
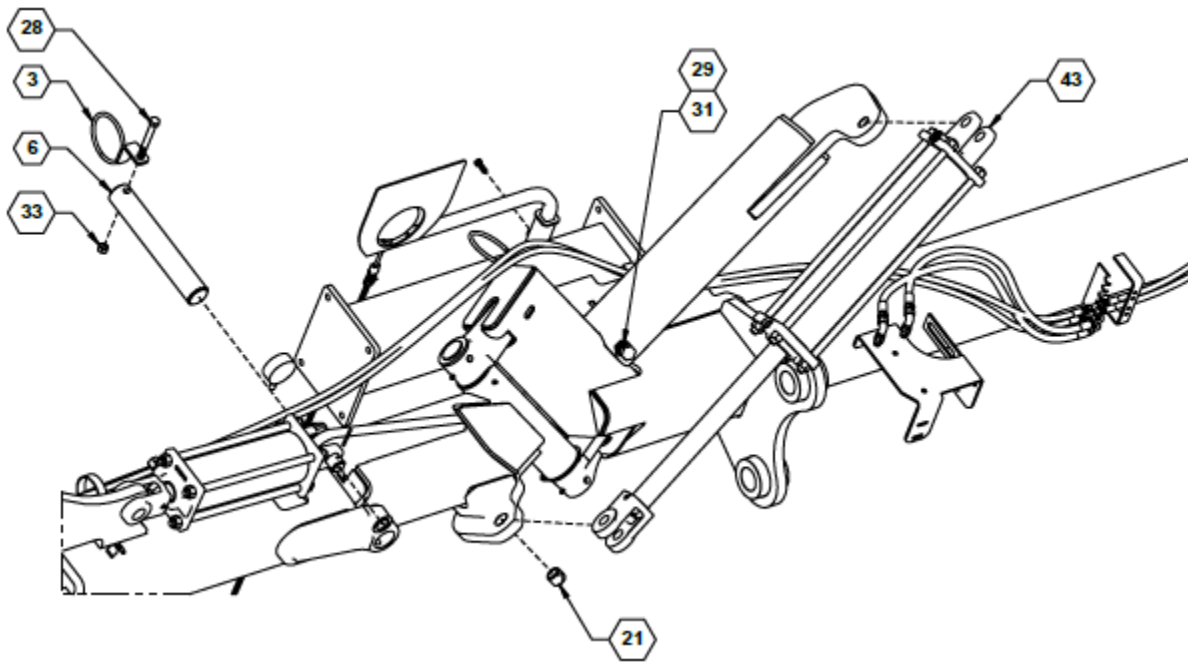
Main Lift Valve Assembly



Parts List: Main Lift Valve Assembly

ITEM	PART NO.	QTY.	DESCRIPTION
12	600120-11-ZN	-	HOSE ASSY, 06-8FJX-6FJX90-33.4
15	600120-14-ZN	-	HOSE ASSY, 06-8FJX-6FJX90-27.4
18	600120-17-ZN	1	HOSE ASSY, 06-6FJX-6FJX90-28.1
25	610011	2	JIC #6 TO ORING #8
31	610030	1	ADAPTER, -6MJIC X -8MORB90
-	630062	1	VALVE, BLOCKING

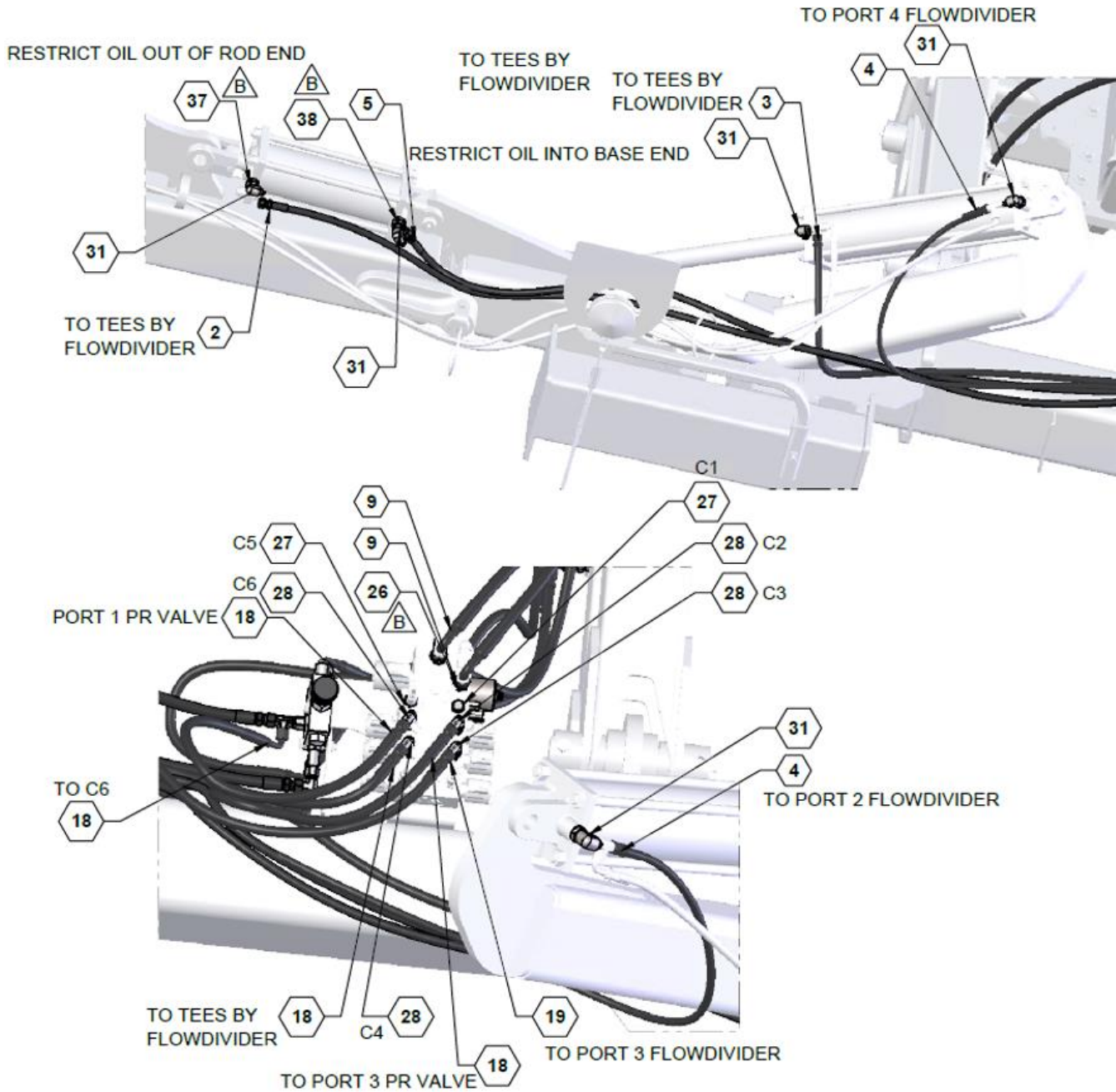
Main Wing Fold Cylinders



Parts List: Main Wing Fold Cylinders

ITEM	PART NO.	QTY.	DESCRIPTION
21	530281	2	SPRING BUSHING 1" I.D.
43	620077	2	CYLINDER, 4 X 18"

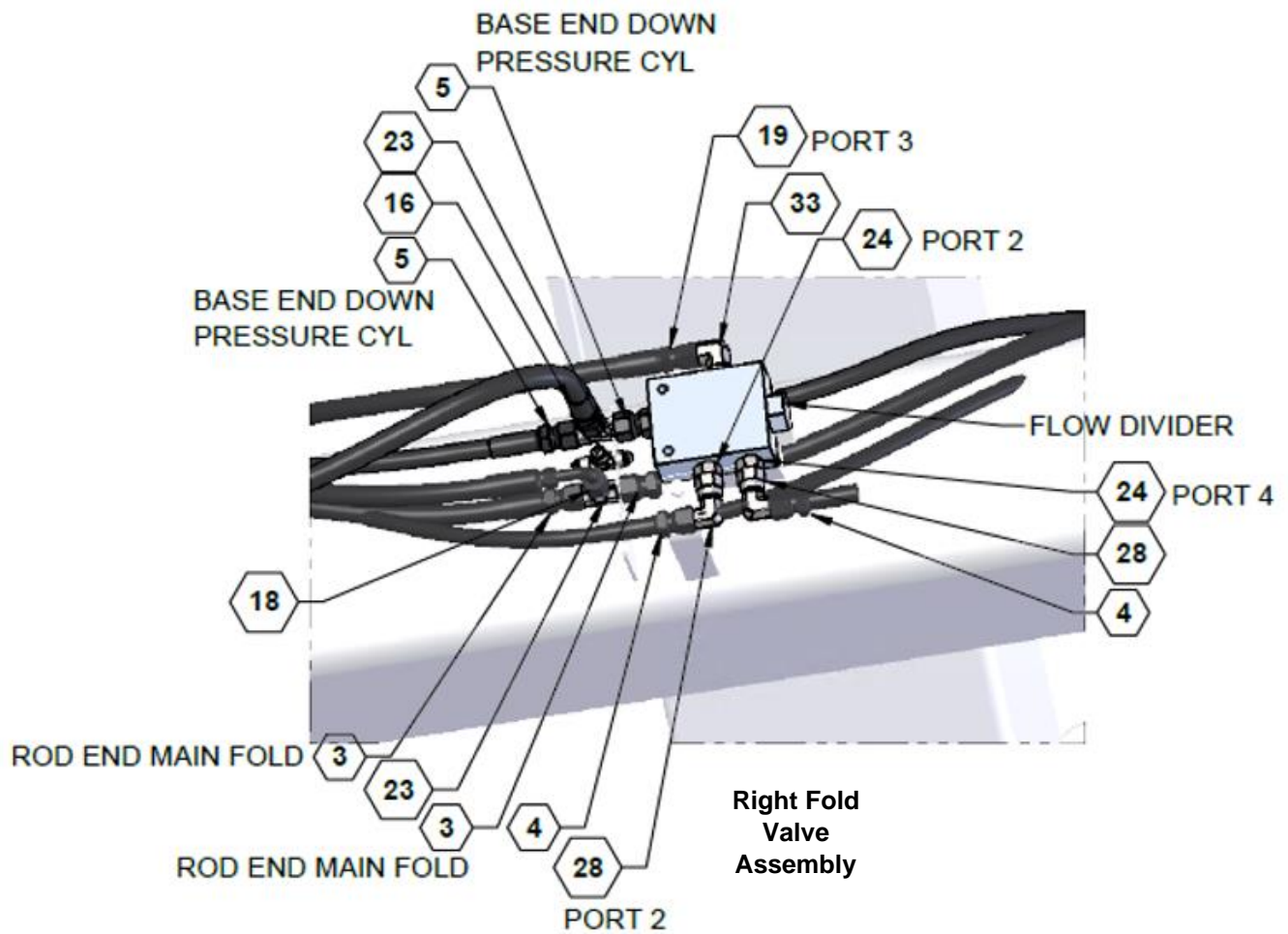
Main Wing Fold Hydraulic Hoses and Fittings



Parts List: Main Fold Hydraulic Hoses and Fittings

ITEM	PART NO.	QTY.	DESCRIPTION
3	600120-2-ZN	2	HOSE ASSY, 06-6FJX-6FJX-67
4	600120-3-ZN	2	HOSE ASSY, 04-6FJX-6FJX-63
18	600120-17-ZN	1	HOSE ASSY, 06-6FJX-6FJX90-28.1
31	610030	4	ADAPTER, -6MJIC X -8MORB90

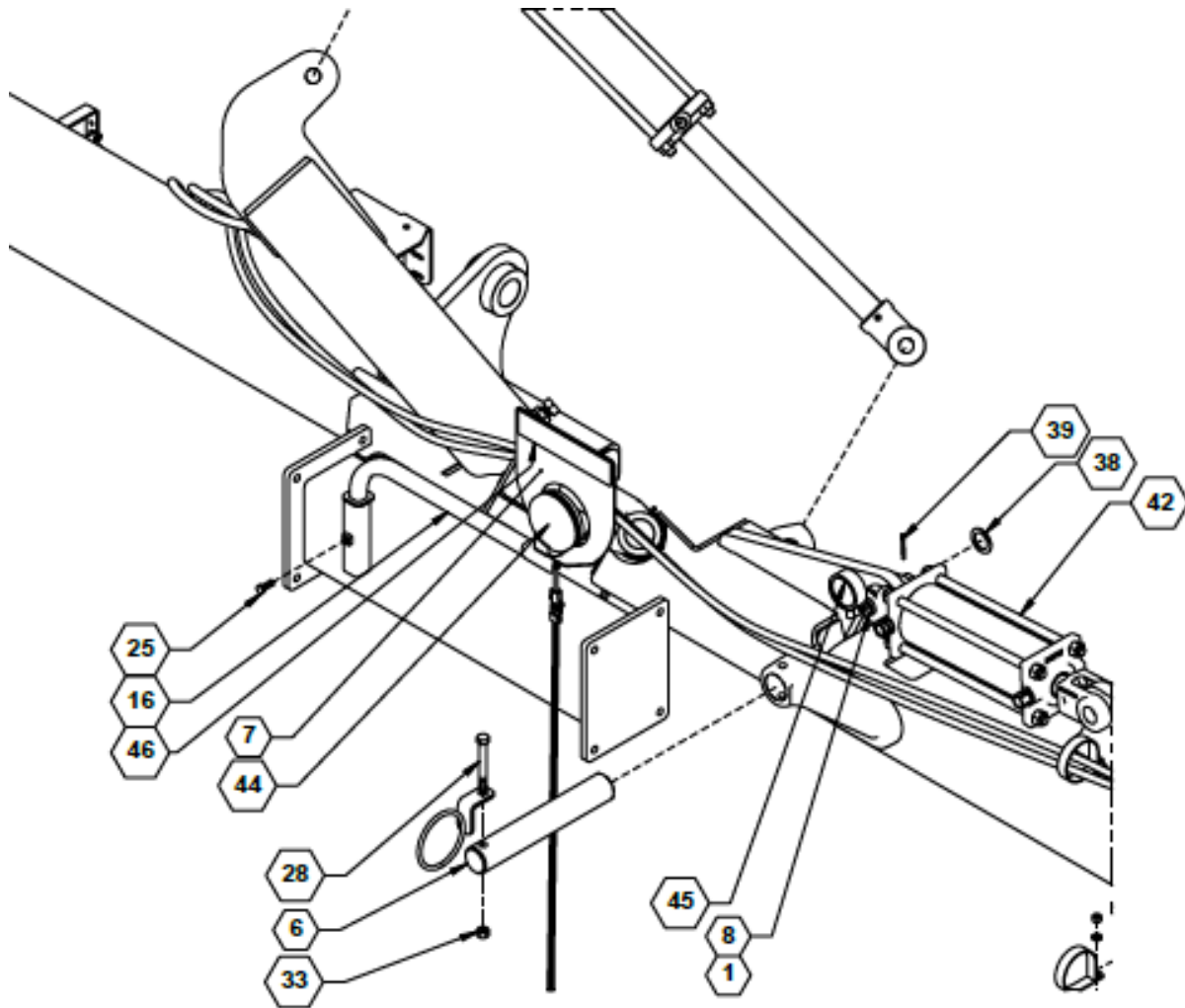
Main Wing Fold Valve Assembly



Parts List: Main Wing Fold Valve Assembly

ITEM	PART NO.	QTY.	DESCRIPTION
4	600120-3-ZN	-	HOSE ASSY, 04-6FJX-6FJX-63
19	600120-19-ZN	1	HOSE ASSY, 06-6FJX-6FJX-33.7
23	610005	1	JIC UNION TEE #6
24	610010	2	ADAPTER, -6MJIC X -6MORB
28	610023	4	ADAPTER, -6MJIC X -6FJX 90
33	610078	1	JIC #6 TO #6 ORING 90~
-	630035	-	FLOW DIVIDER

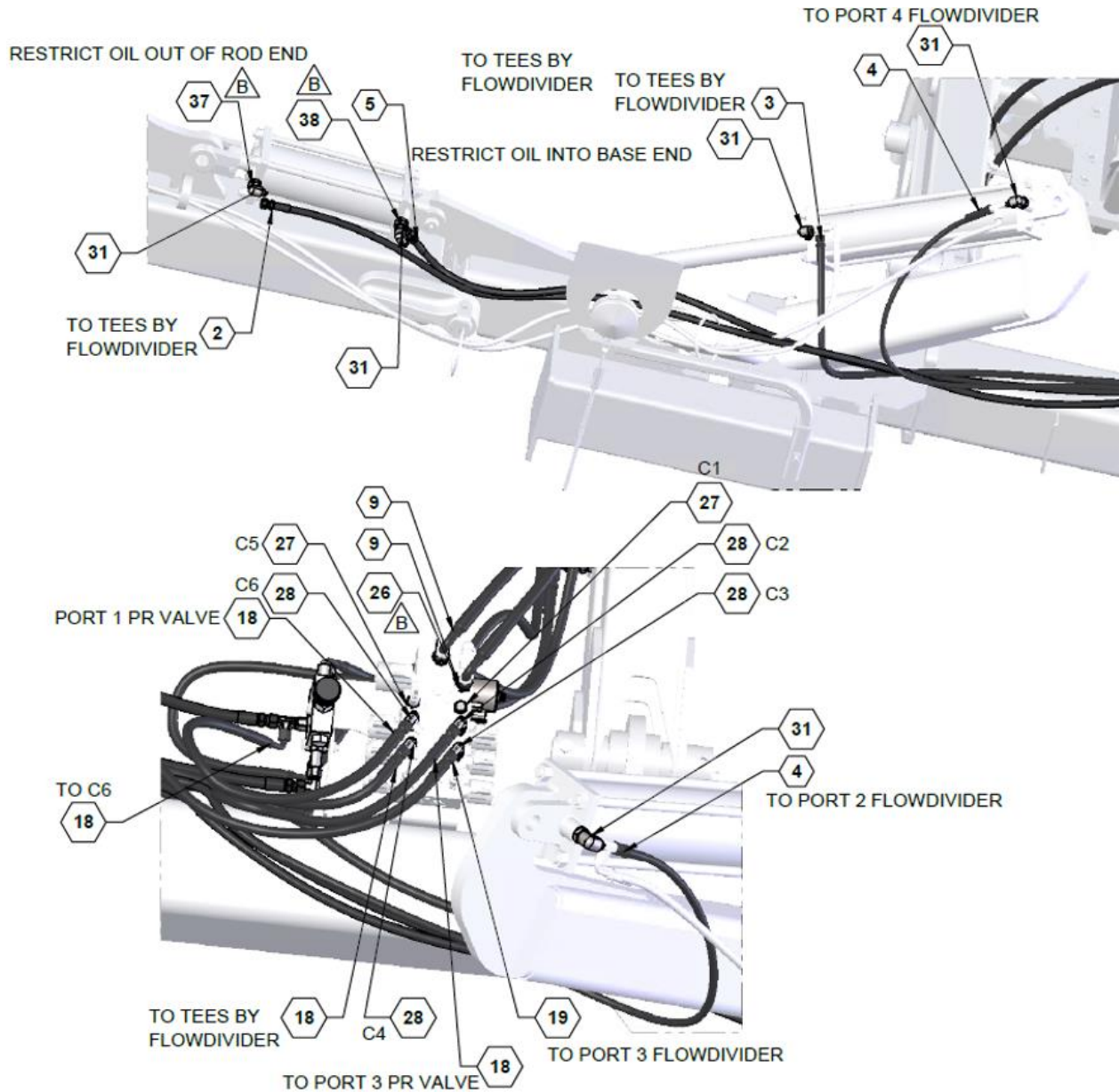
Down Pressure Cylinder



Parts List: Down Pressure Cylinder

ITEM	PART NO.	QTY.	DESCRIPTION
1	759	2	ZERK, 1/4-28 STRAIGHT
8	28915	2	PIN WLDMT, ROD END MAIN LIFT
38	596744M	2	BUSHING, MACHINE, 1-1/4 x 14 GA MAGNI
39	596746M	2	SPRING PIN 5X50mm MAGNI
42	620073	2	CYLINDER, 40THC10.00-150
45	790052	1	PRESSURE GAUGE, 3000 PSI

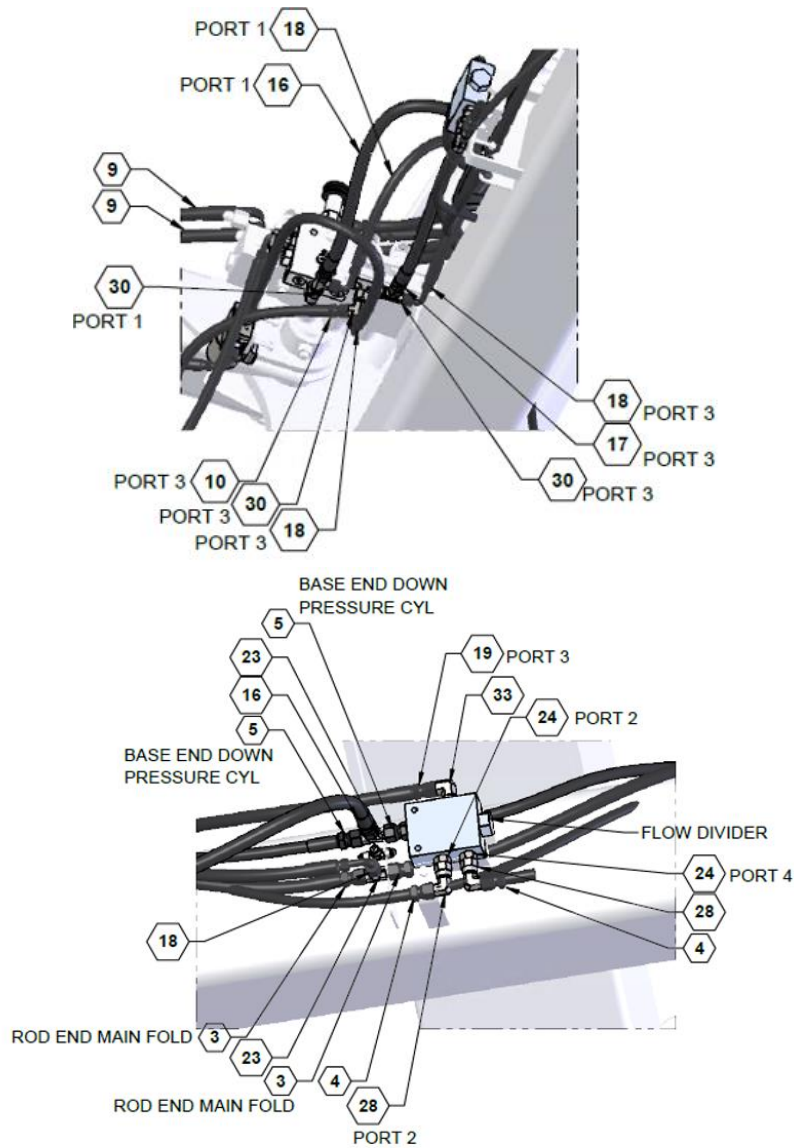
Down Pressure Hydraulic Hoses and Fittings



Parts List: Down Pressure Hydraulic Hoses and Fittings

ITEM	PART NO.	QTY.	DESCRIPTION
2	600120-1-ZN	2	HOSE ASSY, 04-4FJX-6FJX-108
5	600120-4-ZN	2	HOSE ASSY, 04-6FJX-6FJX-95
21	610003	1	JIC #4 UNION TEE
23	610005	1	JIC UNION TEE #6
31	610030	3	ADAPTER, -6MJIC X -8MORB90
37	610161	2	1 WAY ORIFICE VONBERG 19373-0.031
38	610096	2	HYD FITTING, ONE WAY .047 ORIFICE

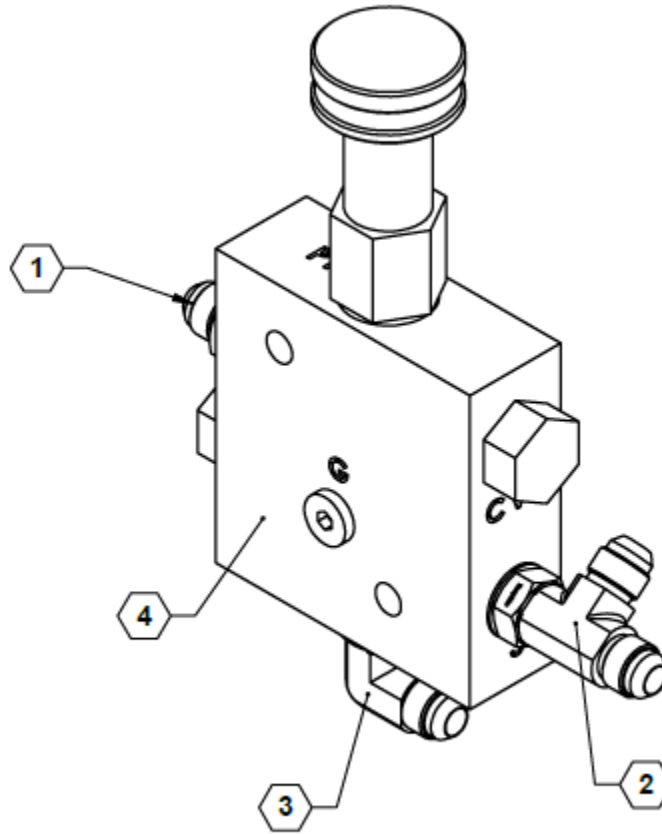
Down Pressure Flow Valve Assembly



Parts List: Down Pressure Flow Valve Assembly

ITEM	PART NO.	QTY.	DESCRIPTION
16	600120-15-ZN	1	HOSE ASSY, 06-6FJX-6FJX-19.9
17	600120-16-ZN	1	HOSE ASSY, 06-6FJX-4FJX90-19.9
20	610002	1	ADAPTER JIC #4 X JIC #6 FEMALE
25	610011	1	JIC #6 TO ORING #8
28	610023	1	ADAPTER, -6MJIC X -6FJX 90
29	610025	1	JIC #4 FEMALE SWIVEL TO 1/4" PIPE
30	610027	3	JIC #6 RUN TEE

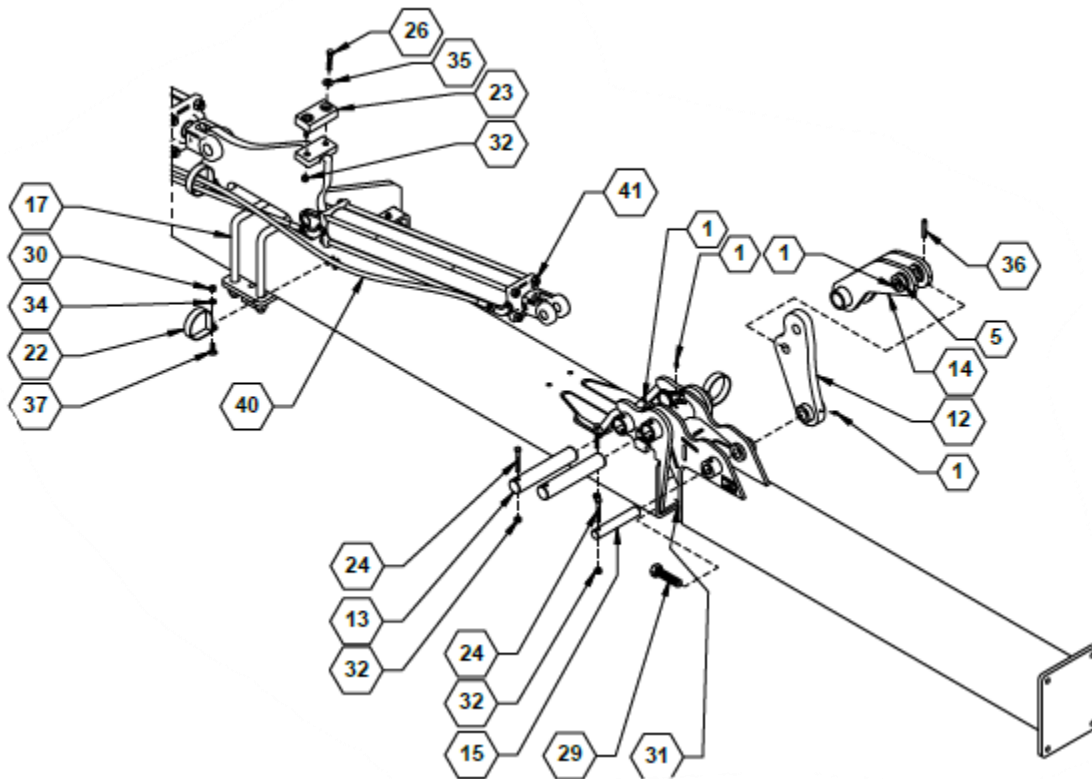
Down Pressure Block Assembly



Parts List: Down Pressure Block Assembly

ITEM	PART NO.	QTY.	DESCRIPTION
1	610010	1	ADAPTER, -6MJIC X -6MORB
2	610074	1	JIC TO ORING #6 RUN TEE
3	610078	1	JIC #6 TO #6 ORING 90
4	630038	1	DOWN PRESSURE VALVE

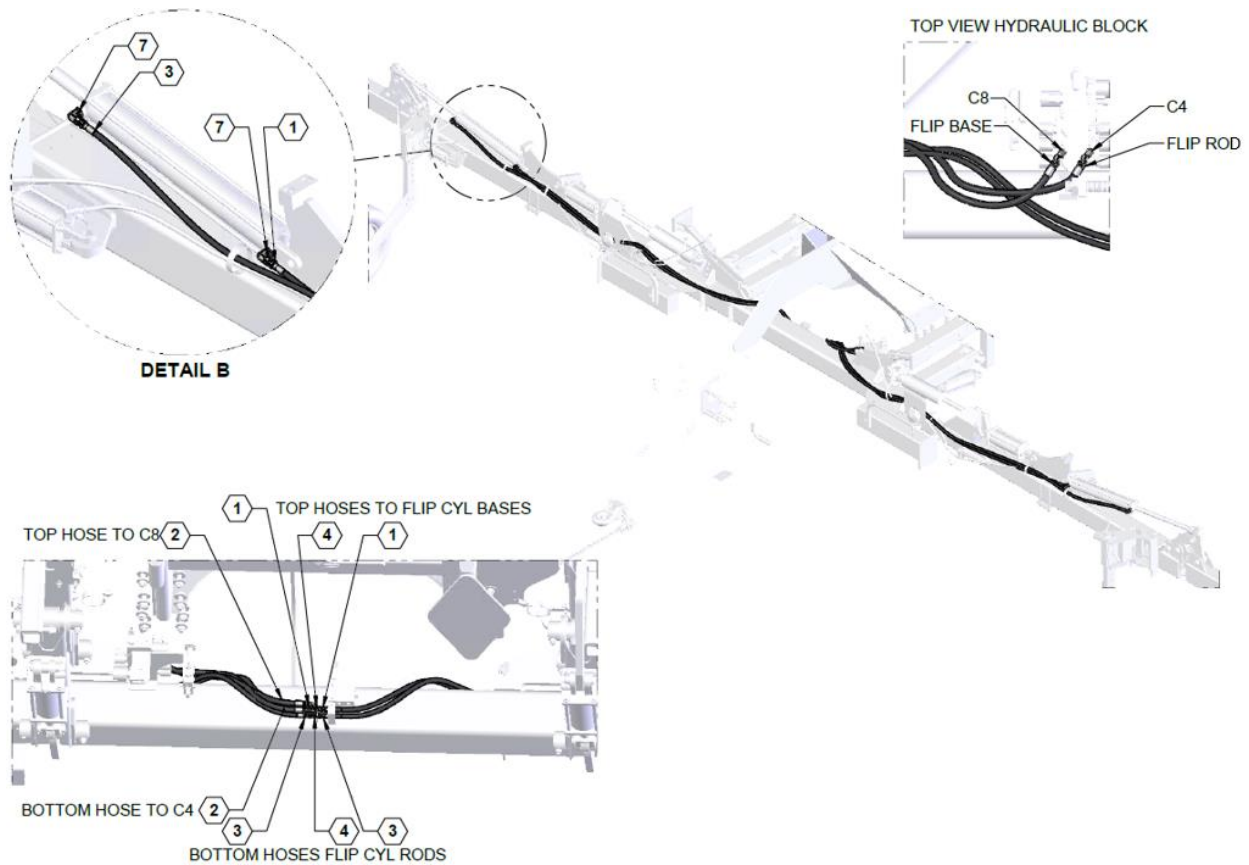
Flip Wing Cylinders



Parts List: Flip Wing Cylinders

ITEM	PART NO.	QTY.	DESCRIPTION
1	759	18	ZERK, 1/4-28 STRAIGHT PIPE THREAD
5	17060	2	WLDMT, 1" PIN
12	34207	2	WLDMT, FLIP CYL LINK
14	34211	2	WLDMT, FLIP LINKAGE
15	34213	2	PIN, FLIP LINKAGE
36	596300M	2	SPRING PIN, 3/8 X 2 MAGNI
40	600121	1	HOSE KIT, 40FT EXTENSION
41	620004	2	CYLINDER, 3" X 24" TIE ROD

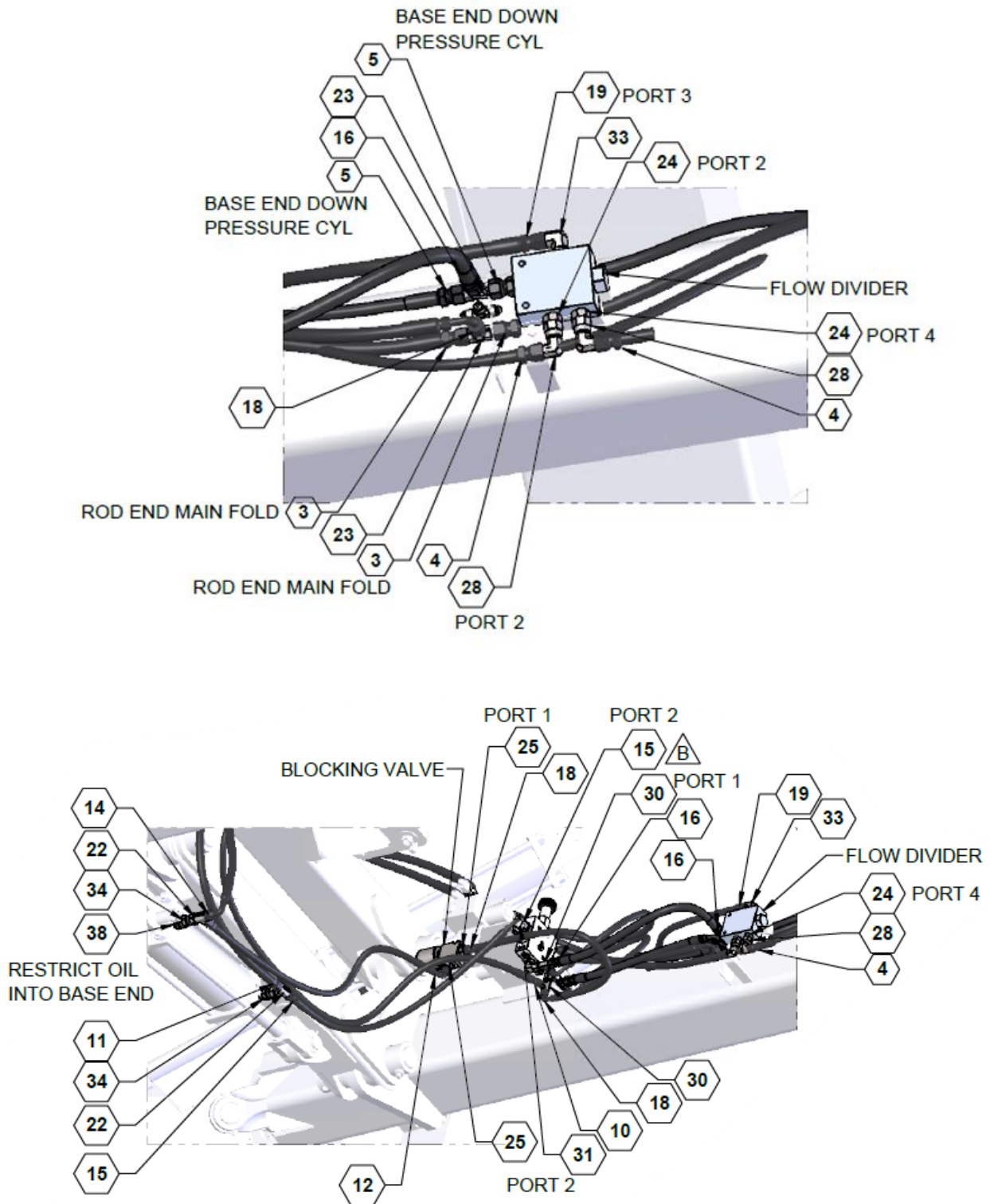
Flip Wing Hydraulic Hoses and Fittings



Parts List: Flip Wing Hydraulic Hoses and Fittings

ITEM	PART NO.	QTY.	DESCRIPTION
1	600121-1-ZN	2	HOSE ASSY, 04-4FJX-6FJX-133
2	600121-2-ZN	2	HOSE ASSY, 06-6FJX-4FJX90-30.9
3	600121-3-ZN	2	HOSE ASSY, 04-4FJX-6FJX-159
4	610003	2	JIC #4 UNION TEE
5	610010	2	ADAPTER, -6MJIC X -6MORB
6	610023	2	ADAPTER, -6MJIC X -6FJX 90
7	610030	4	ADAPTER, -6MJIC X -8MORB90

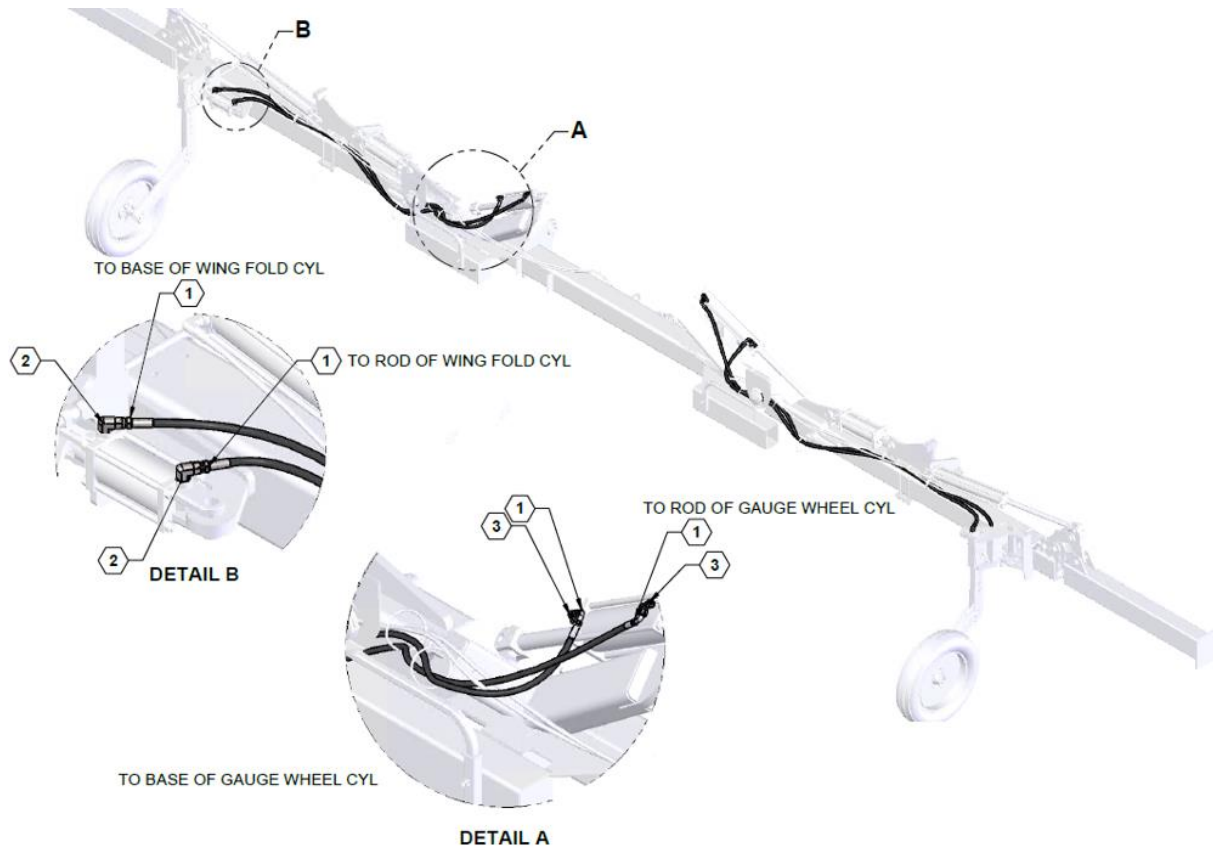
Flow Dividers and Supply Lines



Parts List: Flow Dividers and Supply Lines

ITEM	PART NO.	QTY.	DESCRIPTION
3	600120-2-ZN	2	HOSE ASSY, 06-6FJX-6FJX-67
4	600120-3-ZN	2	HOSE ASSY, 04-6FJX-6FJX-63
5	600120-4-ZN	2	HOSE ASSY, 04-6FJX-6FJX-95
10	600120-9-ZN	1	HOSE ASSY, 06-6FJX-6FJX-247
11	600120-10-ZN	2	HOSE ASSY, 08-8FJX-8FJX-84
12	600120-11-ZN	1	HOSE ASSY, 06-8FJX-6FJX90-33.4
14	600120-13-ZN	1	HOSE ASSY, 08-8FJX-8FJX90-134
15	600120-14-ZN	1	HOSE ASSY, 06-8FJX-6FJX90-27.4
16	600120-15-ZN	1	HOSE ASSY, 06-6FJX-6FJX-19.9
18	600120-17-ZN	4	HOSE ASSY, 06-6FJX-6FJX90-28.1
19	600120-19-ZN	1	HOSE ASSY, 06-6FJX-6FJX-33.7
22	610004	3	JIC #8 UNION TEE
23	610005	2	JIC UNION TEE #6
24	610010	6	ADAPTER, -6MJIC X -6MORB
25	610011	4	JIC #6 TO ORING #8
28	610023	7	ADAPTER, -6MJIC X -6FJX 90
30	610027	4	JIC #6 RUN TEE
31	610030	8	ADAPTER, -6MJIC X -8MORB90
33	610078	1	JIC #6 TO #6 ORING 90°
34	610083	2	ADAPTER, -8MORB X -8FJX
38	610096	4	HYD FITTING, ONE WAY .047 ORIFICE

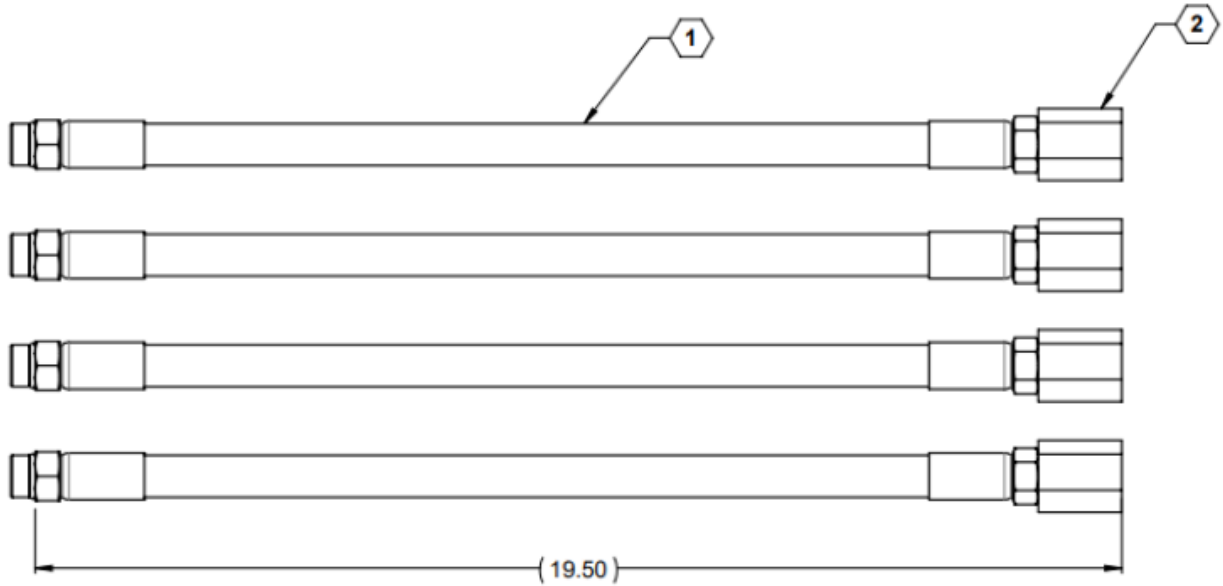
Folding Gauge Wheel Cylinders and Hoses



Parts List 600122: Folding Gauge Wheel Cylinders and Hoses

ITEM	PART NO.	QTY.	DESCRIPTION
1	600122-1-ZN	4	HOSE ASSY, 04-6FJX-6FJX90-129
2	610030	4	ADAPTER, -6MJIC X -8MORB90
3	610027	4	JIC #6 RUN TEE

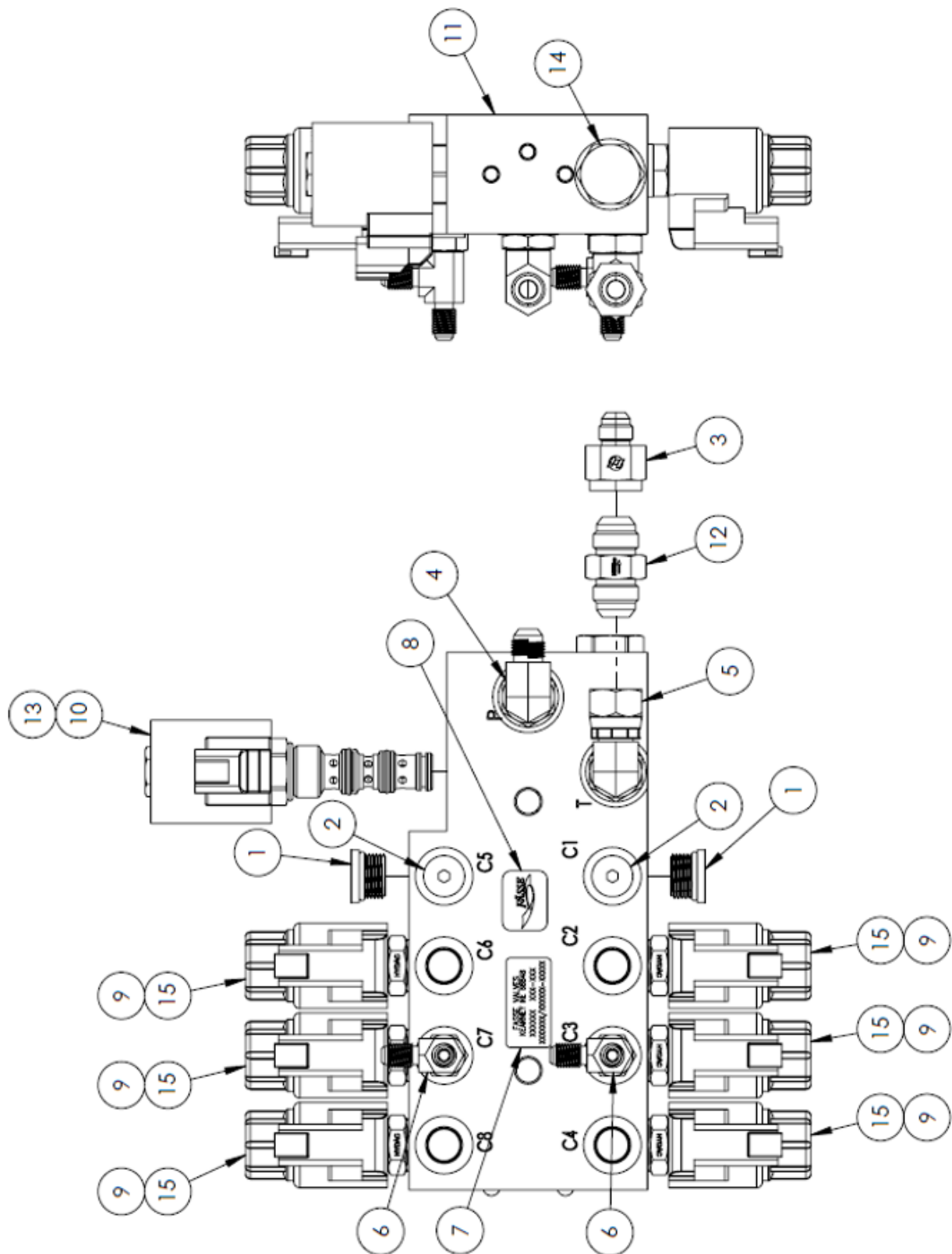
Hydraulic Extension Kit



Parts List 600115: Hydraulic Extension Kit

ITEM	PART NO.	QTY.	DESCRIPTION
1	600115-18-ZN	4	HOSE ASSY, 08-8MORB-8MORB-18
2	610164	4	FITTING, #8 O-RING COUPLER

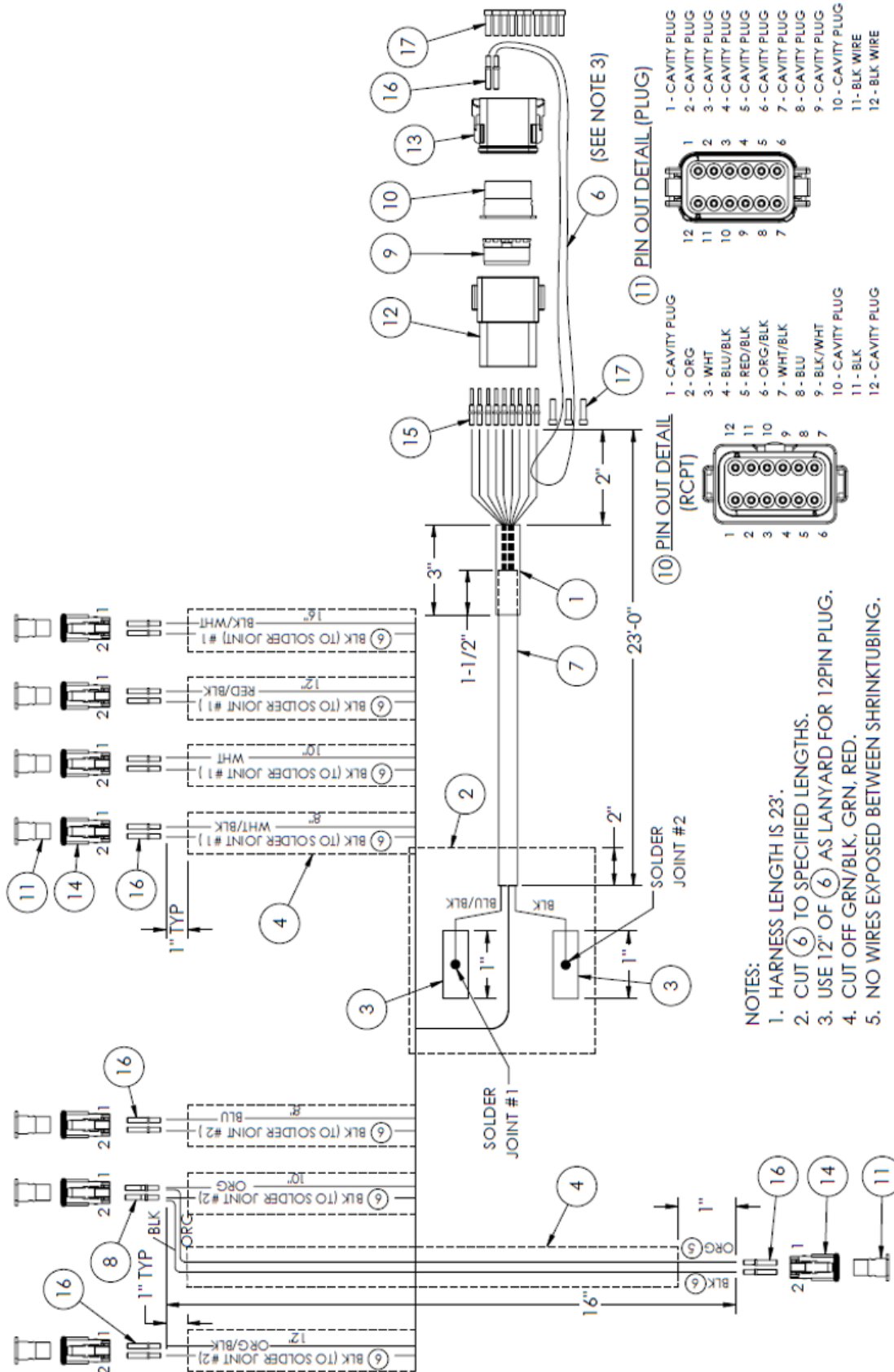
Fasse Hydraulic Block



Parts List 630027: Fasse Hydraulic Block

ITEM	VENDOR PART NO.	QTY.	DESCRIPTION
0	302-1018	1	COMPLETE MANIFOLD ASSEMBLY
1	210-038	2	FTG 6408-8/MO HHP
2	210-127	2	FTG 6408-6/MO HHP
3	210-371	1	FTG 2406-8-6/S-FJ-MJ ZINC NICKEL PLATED
4	210-372	1	FTG 6801-6-8/E-MJ-MO
5	210-373	1	FTG 6809-8-8/E-MO-FJSW ZINC NICKEL PLATED
6	210-374	2	FTG 6804-4-6-4/T-MJ-MO-MJ ZINC NICKEL PLATED
7	232-050	1	DECL S/N SILVER
8	232-058	1	DECAL FASSE BLK/GOLD 1"X.75" RND CRNR
9	253-046	6	COIL HY 3012600 INTG DUET RCPT 12V 1.5A
10	253-421	1	COIL H/F 4301892 D-10 INTG DEUT DTR 12V 1.67A DIODE
11	270-092	1	MANI S11204-2 4CIR AL BYPASS 804
12	271-040	1	CHECK VALVE VON 1908-8-8/S-MJ-MJ ZINC NICKEL
13	273-008	1	CART H/F SV10-40-0-N-00 SPL 4W 2P
14	273-012	1	CART H/F CP10-20-N CAVITY PLUG 2W
15	273-077	6	CART HY WS08W-01-C-N-0 BI DIR POP 44959 NC

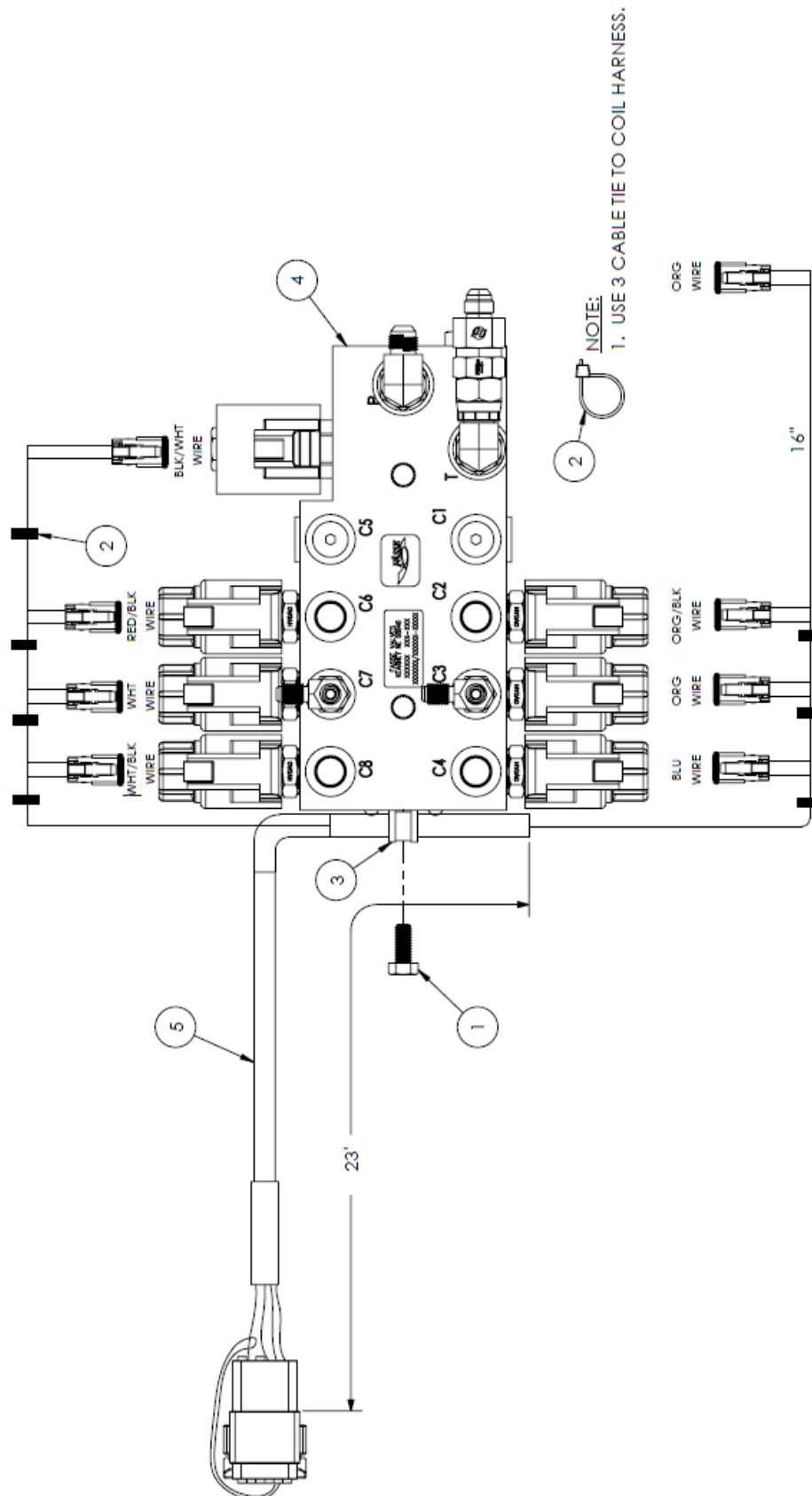
Fasse Block 12-Pin Electrical Harness



Parts List 630070: Fasse Block 12-Pin Electrical Harness

ITEM	VENDOR PART NO.	QTY.	DESCRIPTION
0	304-162	1	COMPLETE HARNESS
1	231-009	3"	SHRINKTUBING .500" BLK
2	231-011	5"	SHRINKTUBING .750" BLK DUAL WALL
3	231-013	2"	SHRINKTUBING .250" BLK DUAL WALL
4	231-187	128"	SHRINKTUBING .187" BLK
5	252-056	16"	WIRE 18GA ORG
6	252-058	130"	WIRE 18GA BLK
7	252-064	25'	CABLE 12CON 18GA PVC GRY
8	255-158	2	CONT DEUT SOCKET 14-16GA
9	255-214	1	CONN DEUT LOCK WEDGE 12PIN DTR GRN
10	255-215	1	CONN DEUT LOCK WEDGE 12PIN DTP ORG
11	255-505	8	CONN DEUT LOCK WEDGE 2PIN DTP ORG
12	255-755	1	CONN DEUT DT RCPT 12PIN KEY A
13	255-756	1	CONN DEUT DT PLUG 12PIN KEY A
14	255-801	8	CONN DEUT DT PLUG 2PIN
15	255-977	9	CONT DEUT PIN 16-18GA
16	255-978	16	CONT DEUT SOCKET SIZE 16 16-20GA
17	255-979	13	CONT DEUT CAVITY PLUG SZ12-16 WHT

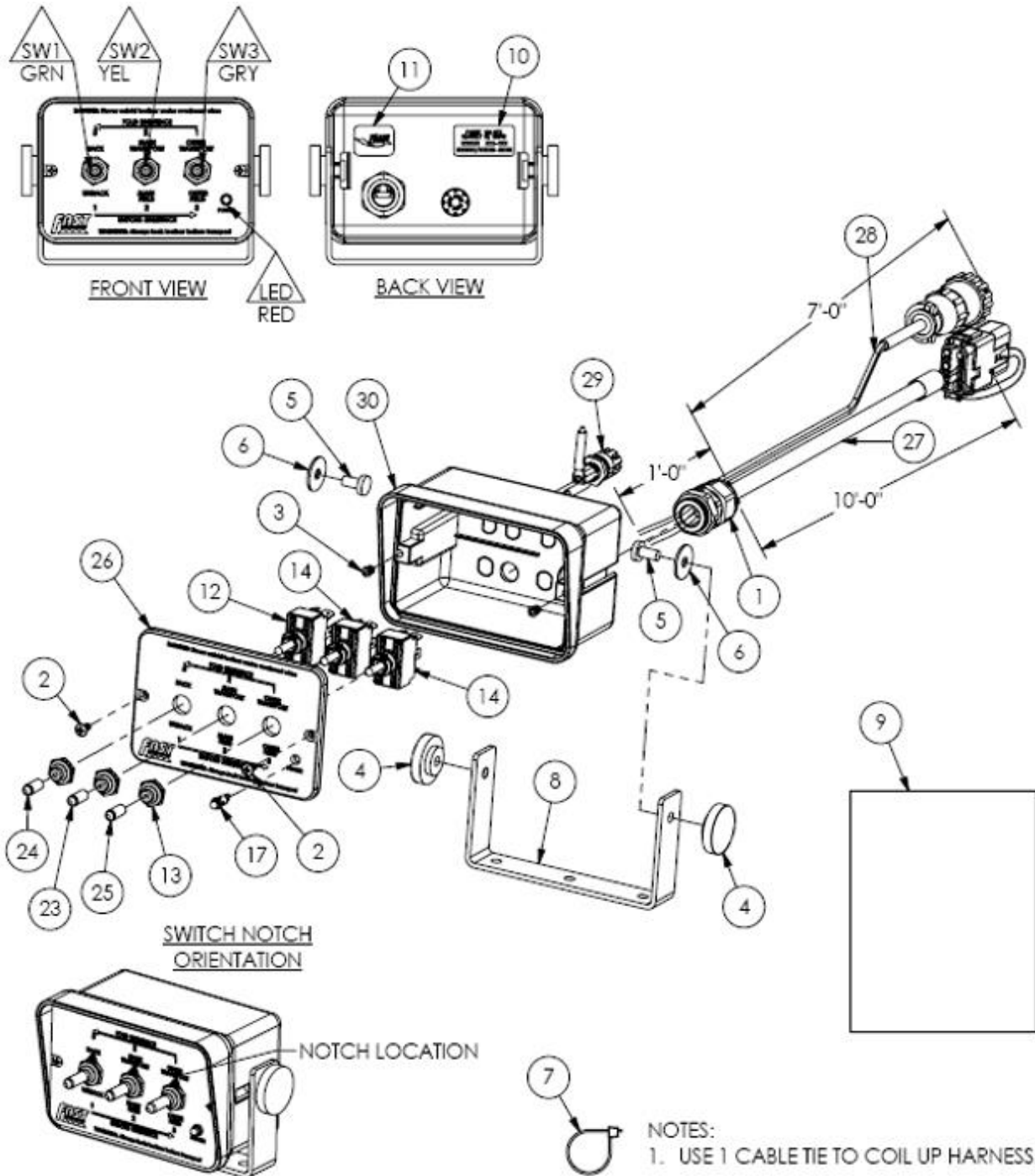
Fasse Block Diagram



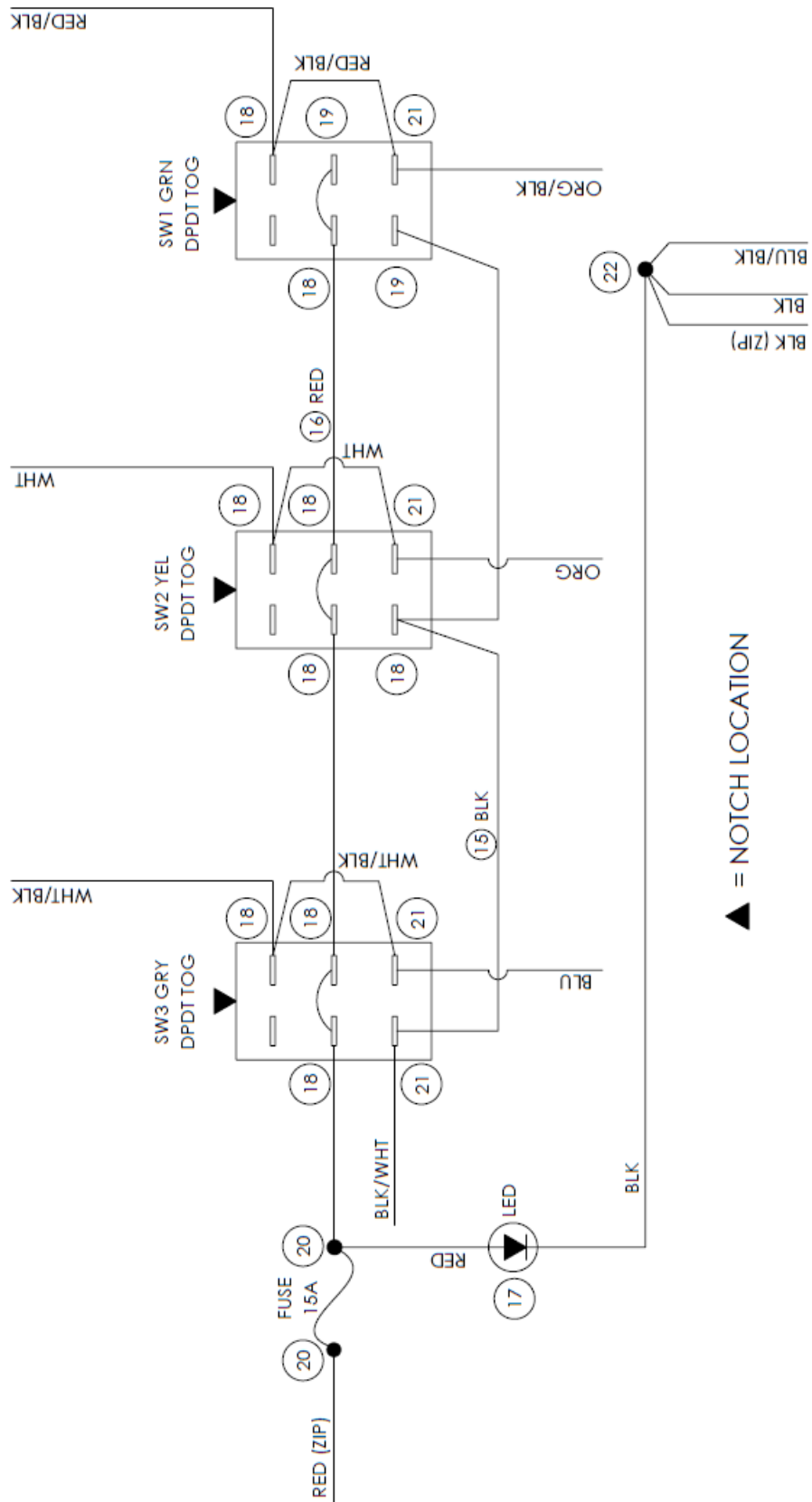
Parts List: Fasse Block Diagram

ITEM	VENDOR PART NO.	QTY.	DESCRIPTION
0	303-304	1	COMPLETE HARNESS
1	212-025	1	BOLT 5/16"-18X.75"
2	214-002	10	CABLE TIE BLK 8.5"
3	255-026	1	LOOM CLAMP .50"ID
4	302-1018	1	MANI ASSY 804 3DA CLSD E-INTG DTR 12V WP6804-4 P6801-6 T6809-8+CV
5	304-162	1	HRN ASSY 12CON 18GA DTR KEY A 12P(9) - 8DTP 2P(2) 23'

Cab Fold Box and Box Wiring Diagram



SWITCH WIRING DIAGRAM



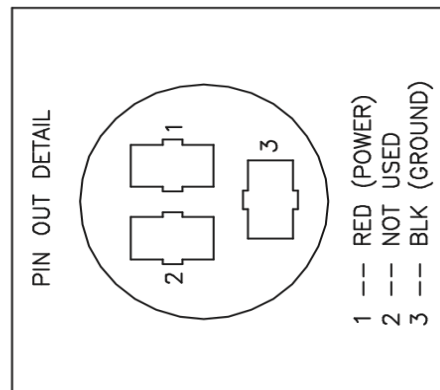



ILLUSTRATED PARTS LIST

Parts List: Cab Fold Box and Box Wiring Diagram

ITEM	PART NO.	VENDOR PART NO.	QTY.	DESCRIPTION
0		304-161	1	SWITCH BOX COMPLETE (ITEMS 1-30)
1		210-710	1	STR RLF HEYCO .23"-.54"ID, HOLE DIA .886"
2		212-184	2	SCREW PHIL OVAL #8-32X.375" MACH BLK
3		212-202	2	SCREW INSERT BRASS #6-32X3/8"
4		212-215	2	KNOB FEMALE 1/4"-20
5		212-231	2	SCREW WELDED 1/4"-20X.625"
6		213-335	2	WASHER NYLON FLAT 1/4"-20
7		214-002	3	CABLE TIE BLK 8.5"
8		219-300	1	BRKT MNTR BLK AL
9		230-007	1	BAG POLY 14X18 2MIL
10		232-050	1	DECL S/N SILVER
11		232-058	1	DECAL FASSE BLK/GOLD 1"X.75" RND CRNR
12		250-007	1	SW TOG DPDT 3P MOM SHORT
13		250-023	3	BOOT TOG 15/32" OPN BLK
14		250-775	2	SW TOG DPDT 3P MOM/STAT/STAT SHORT
15		252-058	12"	WIRE 18GA BLK
16		252-059	12"	WIRE 18GA RED
17		254-350	1	LED RED T-1 3/4 PANEL MNT 12V 6" LEADS
18		255-002	9	TRM PO T-TAP F 18-14GA
19		255-006	2	TRM PO F INS 22-18GA
20		255-030	2	TRM SPLICE CLOSED END 16-18GA
21		255-119	4	TRM PO F INS 16-14GA
22		255-285	1	TRM SPLICE CLOSED END LRG 14-16GA
23		259-022	1	GRIP TOG VNYL YEL .187"
24		259-023	1	GRIP TOG VNYL GRN .187"
25		259-027	1	GRIP TOG VNYL GRY .187"
26		304-163	1	ENCL DRILL FP MNTR SW3 LED1 F00204
27		304-164	1	HRN 12CON 18GA KEY A DTP12P(9) 11' END CAP
28		314-217	1	HRN 2CON 14GA AMP PLUG 3P(2) 8'
29		319-570	1	FUSE HOLDER ASSY AGC 15A 250V THREADED PNL MNT .5'
30		319-725	1	ENCL MNTR BOX 4.75"X3"X2"
NS	800349		1	DECAL, LITTLE A SERIES FOLD BOX

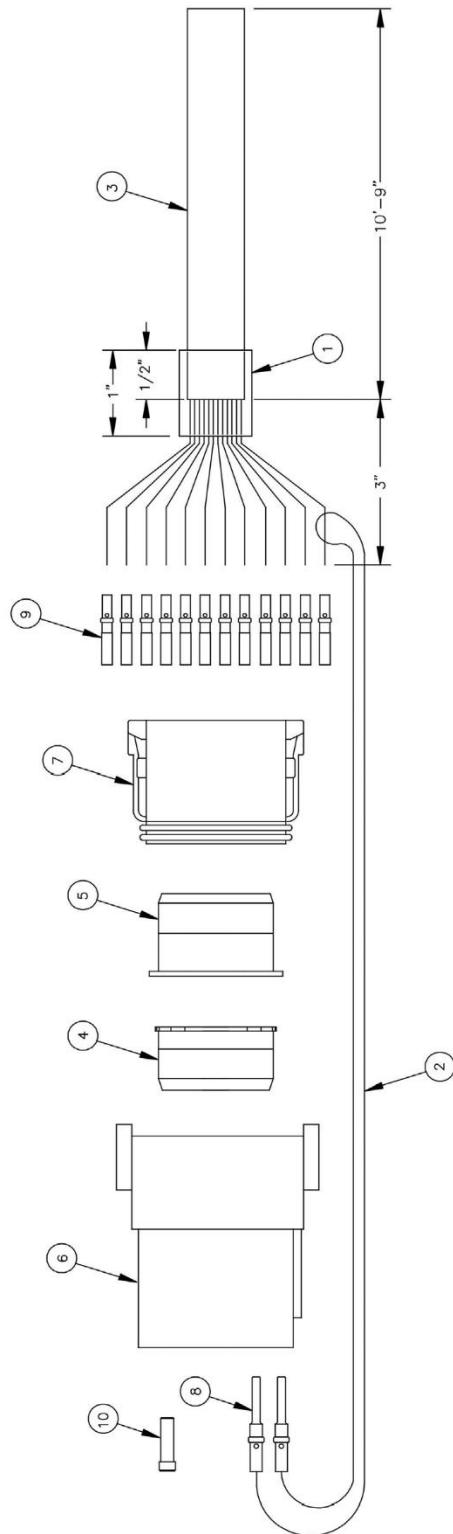
Cab Fold Box Power Harness



Parts List: Cab Fold Box Power Harness

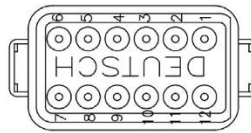
ITEM	PART NO.	QTY.	DESCRIPTION
1	230-250	2"	SHRINK TUBING .250 BLACK
2	252-021	8'	WIRE RED/BLACK 16 GA ZIP
3	255-043	1	CENTER 16 PIN SHELL #17
4	255-233	1	CENTER AMP SOCKET
5	255-549	1	CENTER SERIES 3 17-3 PLUG

Cab Fold Box Electrical Harness



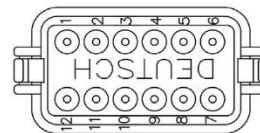
PIN OUT DETAIL FOR RECEIPT

- 1-CAVITY PLUG
- 2-CAVITY PLUG
- 3-CAVITY PLUG
- 4-BLK WIRE
- 5-CAVITY PLUG
- 6-CAVITY PLUG
- 7-CAVITY PLUG
- 8-CAVITY PLUG
- 9-CAVITY PLUG
- 10-CAVITY PLUG
- 11-BLK WIRE
- 12-CAVITY PLUG



PIN OUT DETAIL FOR PLUG

- 1-RED
- 2-ORG
- 3-BLU/BLK
- 4-RED/BLK
- 5-RED/BLK
- 6-ORG/BLK
- 7-WHT/BLK
- 8-BLU
- 9-BLK/WHT
- 10-GRN
- 11-BLK
- 12-GRN/BLK





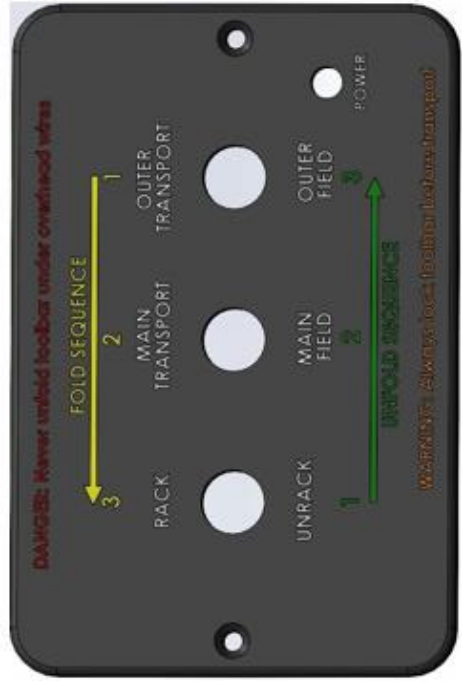
ILLUSTRATED PARTS LIST

Parts List: Cab Fold Box Electrical Harness

ITEM	VENDOR PART NO.	QTY.	DESCRIPTION
0	320-714	1	COMPLETE HARNESS (ITEMS 1-10)
1	231-009	1"	SHRINK TUBING .500" BLACK
2	252-058	12"	WIRE 18GA BLACK
3	252-064	11'	CABLE 12CONNECTOR 18GA PVC GRAY
4	255-214	1	CONNECTOR DEUTSCH LOCK WEDGE 12 PIN DTR GREEN
5	255-215	1	CONNECTOR DEUTSCH LOCK WEDGE 12 PIN DTP ORANGE
6	255-755	1	CONNECTOR DEUTSCH DT RCPT 12 PIN KEY A
7	255-756	1	DT PLUG 12P KEY A
8	255-977	2	PIN 16-18GA
9	255-978	12	SOCKET 16/18GA
10	255-979	10	CAVITY PLUG

Cab Fold Box Operation and Pin-out

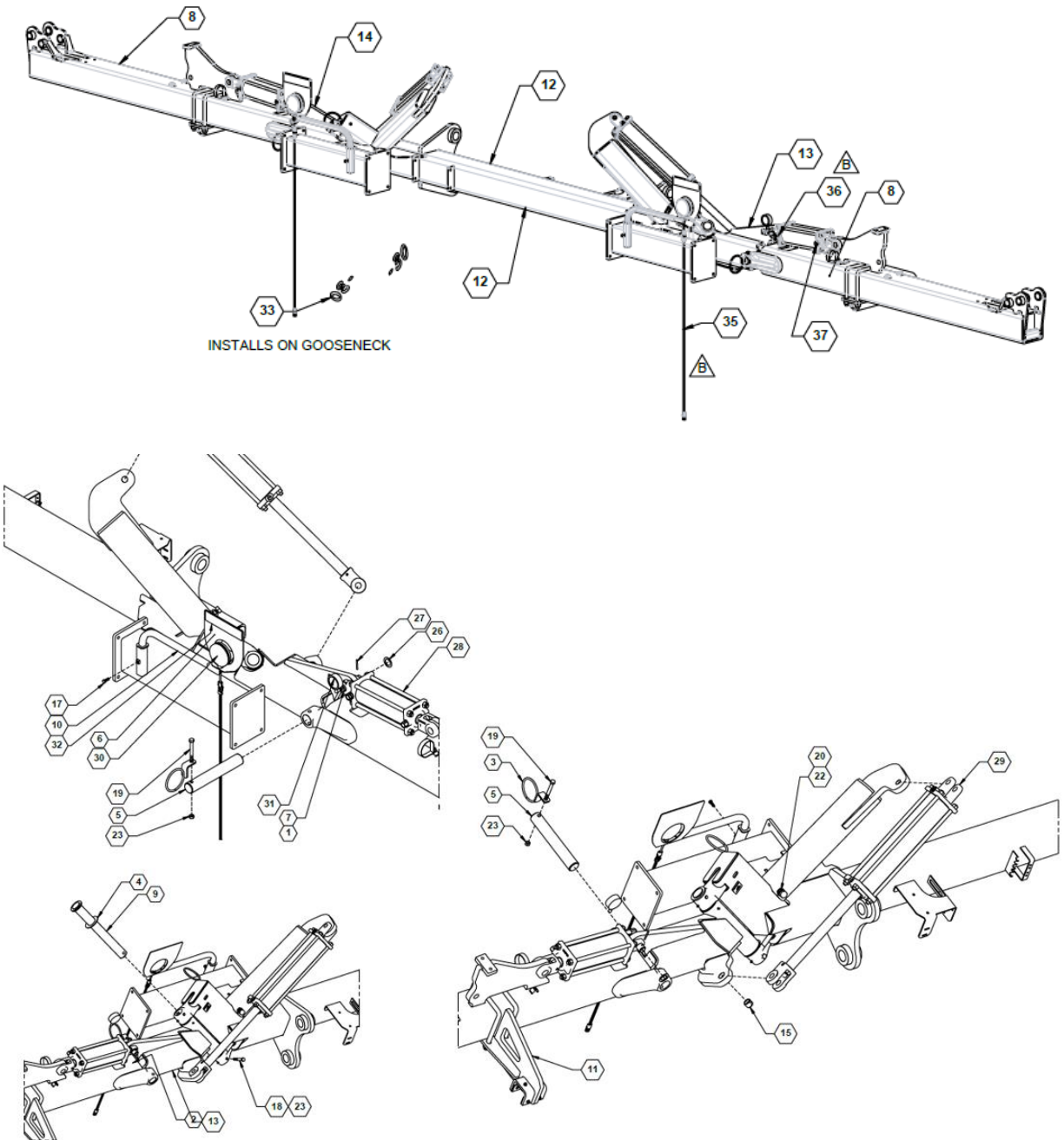
Pinout Table - A Series Fold Block		(Correlates to Fasse 304-141 and 303-228, FAST p/n 630051)		700-0804-4004	
Switch No.	Switch Positions	Signal Wires	Pin-Out Location	Hydraulic Valve Circuit/Pressure Port/Tank Port	Function
1 - Green	Up	Red, Red/Black, Orange/Black, Green	1, 5, 6, 10	C1, C3	Main Wings - Transport
	Center	Off			Off
	Down	Red, Red/Black, Orange/Black, Green, Black/White	1, 5, 6, 10, 9	C7	Main Wings - Field
2 - Yellow	Up	White, Orange	3, 2	C2	Latches - Transport
	Center	Off			Off
	Down	White, Orange, Black/White	3, 2, 9	C6	Latches - Field
3 - Grey	Up	Blue, White/Black	8, 7	C4	Flip Wings - Transport
	Center	Off			Off
	Down	Blue, White/Black, Black/White	8, 7, 9	C8	Flip Wings - Field
		Ground Wires			
		Black	11		
		Blue/Black	4		
		Constant Power			
		Green/Black	12		





TOOLBAR AND GAUGE WHEELS

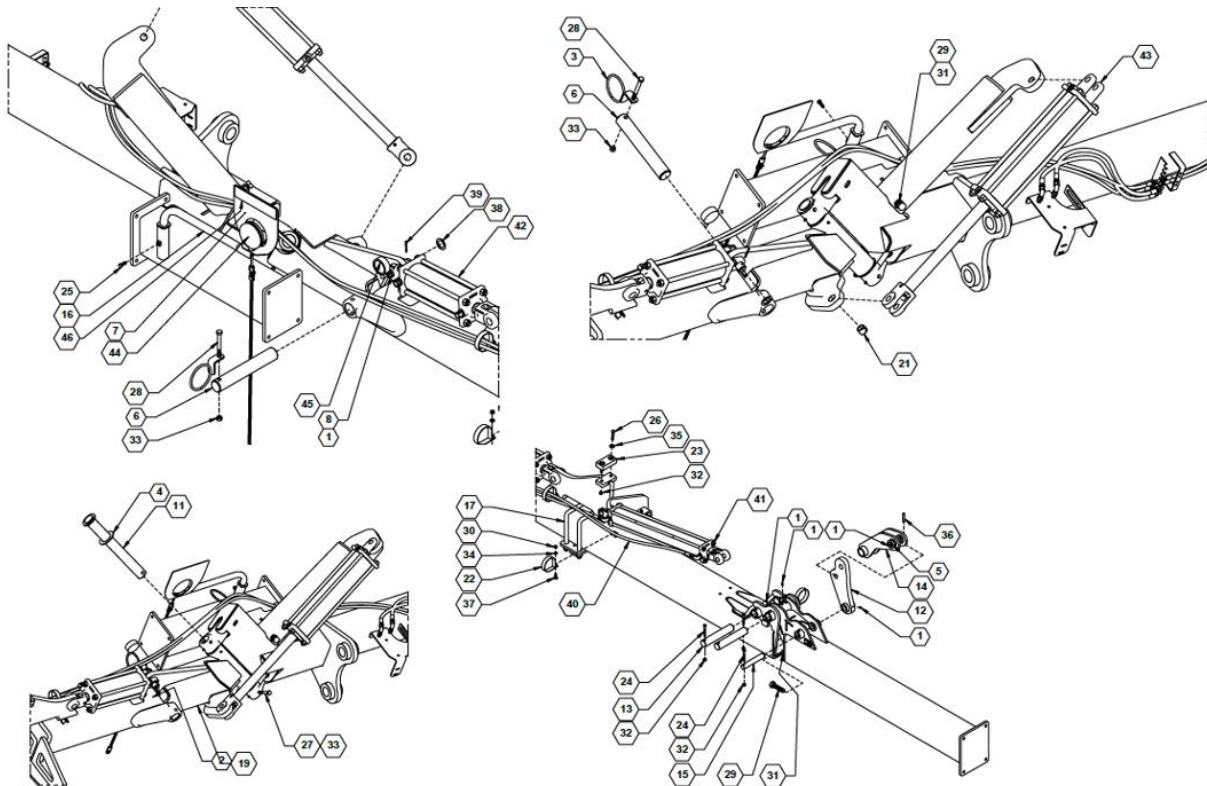
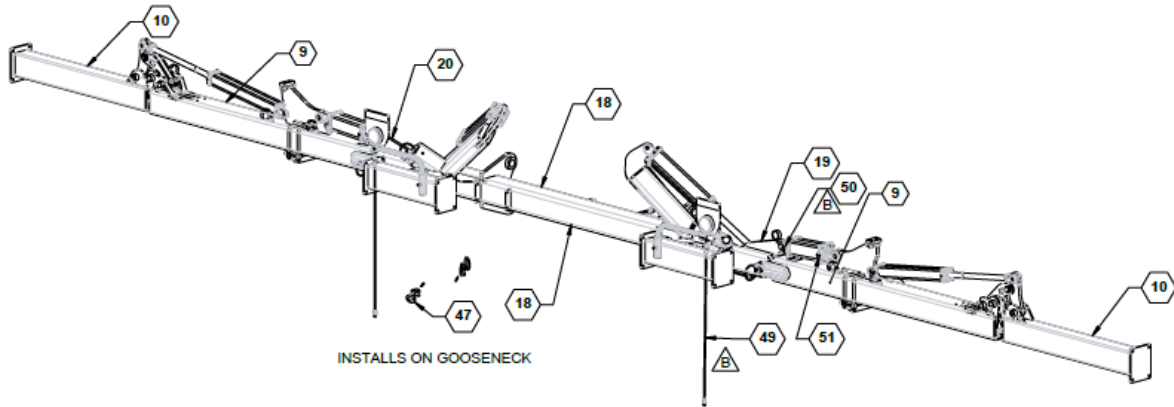
30' Toolbar Assembly



Parts List 35324: 30' Toolbar Assembly

ITEM	PART NO.	QTY.	DESCRIPTION
1	759	10	ZERK, 1/4-28 STRAIGHT PIPE THREAD
2	761	2	ZERK, 90, 1/4-28 STRAIGHT PIPE THREAD
3	15166	2	BRACKET, RING HOSE HOLDER
4	15277	4	WASHER, STAINLESS STEEL
5	17063	2	PIN, MAIN WING
6	26902	2	PLATE, LIGHT BRACKET
7	28915	2	PIN WLDMT, ROD END MAIN LIFT
8	34180	2	WLDMNT, MAIN WING
9	34205	2	WLDMNT, MAIN PIN
10	34215	2	WLDMNT, TOOLBAR LIGHT ARM
11	34695	2	ASSY, TRANSPORT LOCK
12	35230	1	WLDMNT, CENTER SECTION
13	35234	1	WLDMNT, LH FLEX JOINT
14	35245	1	WLDMNT, RH FLEX JOINT
15	530281	2	SPRING BUSHING 1" I.D.
16	540052	2	P-CLAMP, 3" W/3/8" HOLE
17	596128M	2	BOLT, HH 3/8-16 X 1 GR5 MAGNI
18	596157M	2	BOLT, HH 1/2X3-1/2 GR5 MAGNI
19	596158M	2	BOLT, HH 1/2X4 GR5 MAGNI
20	596186M	2	BOLT, HH 3/4-10 FT X 3 GR8 MAGNI
21	596213M	2	NUT, HEX 3/8-16 MAGNI
22	596225M	2	NUT, HEX JAM 3/4-10 GR8 MAGNI
23	596239M	4	NUT, CENTERLOCK, 1/2-13 MAGNI
24	596250M	2	LOCKWASHER, 3/8 MAGNI
25	596592M	2	BOLT, CARRIAGE 3/8-16 X 1 MAGNI
26	596744M	2	BUSHING, MACHINE, 1-1/4 x 14 GA MAGNI
27	596746M	2	SPRING PIN 5X50mm MAGNI
28	620073	2	CYLINDER, 40THC10.00-150
29	620077	2	CYLINDER, 4 X 18"
30	740024	2	LIGHT, AMBER WARNING
31	790052	1	PRESSURE GAUGE, 3000 PSI
32	800110	2	DECAL, AMBER, REFLECTOR
33	800256	2	DECAL, -30 SILVER
34	800287	4	DECAL, GREASE PIVOT POINTS
35	740070	2	EXTENSION, TURN SIGNAL
36	610096	2	HYD FITTING, ONE WAY 0.047 ORIFICE
37	610161	2	FITTING, 0.031 VONBERG 1 WAY ORIFICE, FA 19373-0.031

40' Toolbar Assembly



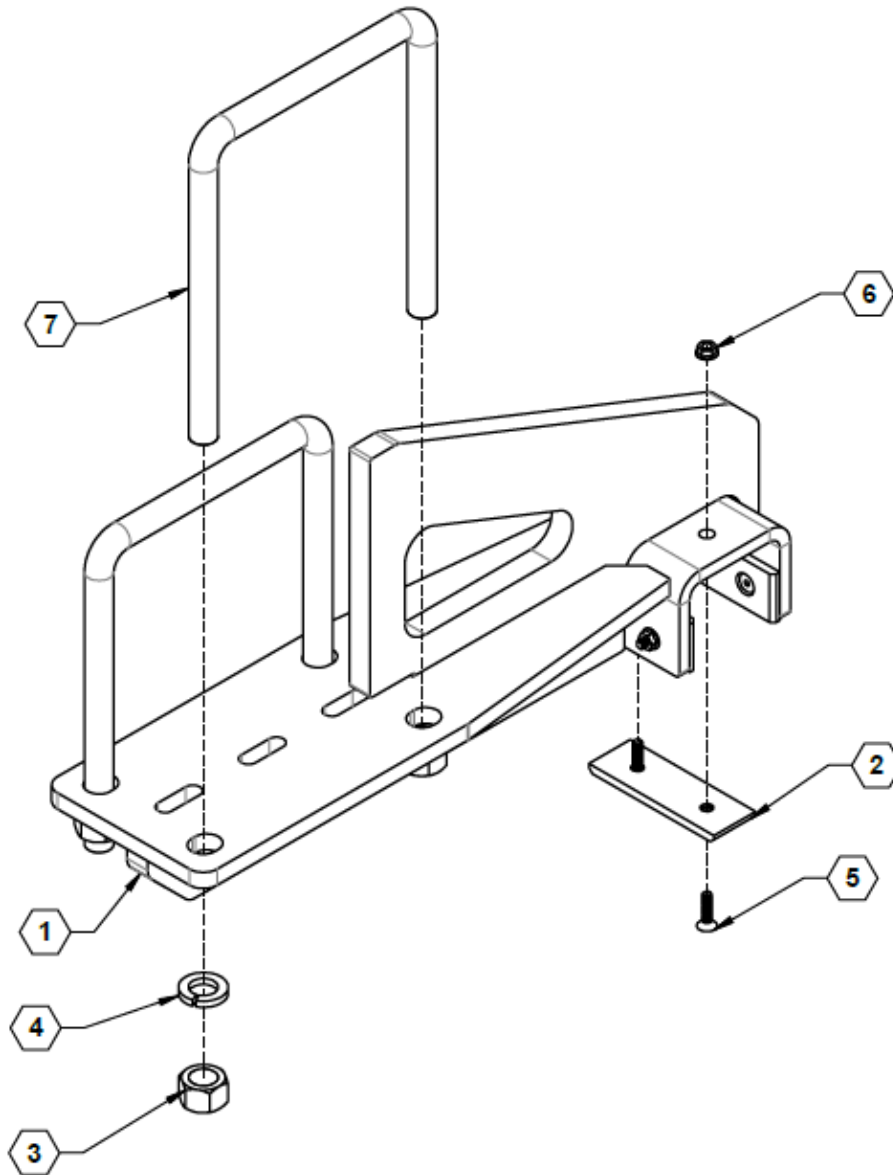
Parts List 35325: 40' Toolbar Assembly

ITEM	PART NO.	QTY.	DESCRIPTION
1	759	18	ZERK, 1/4-28 STRAIGHT PIPE THREAD
2	761	2	ZERK, 90~, 1/4-28 STRAIGHT PIPE THREAD
3	15166	2	BRACKET, RING HOSE HOLDER
4	15277	4	WASHER, STAINLESS STEEL
5	17060	2	WLDMT, 1" PIN
6	17063	2	PIN, MAIN WING
7	26902	2	PLATE, LIGHT BRACKET
8	28915	2	PIN WLDMT, ROD END MAIN LIFT
9	34180	2	WLDMNT, MAIN WING
10	34190	2	WLDMNT, FLIP WING
11	34205	2	WLDMNT, MAIN PIN
12	34207	2	WLDMT, FLIP CYL LINK
13	34210	4	PIN, FLIP BASE
14	34211	2	WLDMT, FLIP LINKAGE
15	34213	2	PIN, FLIP LINKAGE
16	34215	2	WLDMNT, TOOLBAR LIGHT ARM
17	34695	2	ASSY, TRANSPORT LOCK
18	35230	1	WLDMNT, CENTER SECTION
19	35234	1	WLDMNT, LH FLEX JOINT
20	35245	1	WLDMNT, RH FLEX JOINT
21	530281	2	SPRING BUSHING 1" I.D.
22	540052	6	P-CLAMP, 3" W/3/8" HOLE
23	590184	2	PAD, WING REST
24	596118M	6	BOLT, HH 5/16-18X2-1/2 GR5 MAGNI
25	596128M	2	BOLT, HH 3/8-16 X 1 GR5 MAGNI
26	596130M	4	BOLT, HH 3/8-16 X 2 GR5 MAGNI
27	596157M	2	BOLT, HH 1/2X3-1/2 GR5 MAGNI
28	596158M	2	BOLT, HH 1/2X4 GR5 MAGNI
29	596186M	6	BOLT, HH 3/4-10 FT X 3 GR8 MAGNI
30	596213M	4	NUT, HEX 3/8-16 MAGNI
31	596225M	6	NUT, HEX JAM 3/4-10 GR8 MAGNI
32	596237M	10	NUT, CENTERLOCK 3/8-16 MAGNI
33	596239M	4	NUT, CENTERLOCK, 1/2-13 MAGNI
34	596250M	4	LOCKWASHER, 3/8 MAGNI
35	596258M	4	WASHER, FLAT 3/8 MAGNI
36	596300M	2	SPRING PIN, 3/8 X 2 MAGNI

37	596592M	4	BOLT, CARRIAGE 3/8-16 X 1 MAGNI
38	596744M	2	BUSHING, MACHINE, 1-1/4 x 14 GA MAGNI
39	596746M	2	SPRING PIN 5X50mm MAGNI
40	600121	1	HOSE KIT, 40FT EXTENSION
41	620004	2	CYLINDER, 3" X 24" TIE ROD
42	620073	2	CYLINDER, 40THC10.00-150
43	620077	2	CYLINDER, 4 X 18"
44	740024	2	LIGHT, AMBER WARNING
45	790052	1	PRESSURE GAUGE, 3000 PSI
46	800110	2	DECAL, AMBER, REFLECTOR
47	800257	2	DECAL, -40 SILVER
48	800287	6	DECAL, GREASE PIVOT POINTS
49	740070	2	EXTENSION, TURN SIGNAL
50	610096	2	HYD FITTING, ONE WAY .047 ORIFICE
51	610161	2	FITTING, 0.031 VONBERG 1 WAY ORIFICE, FA 19373-0.031



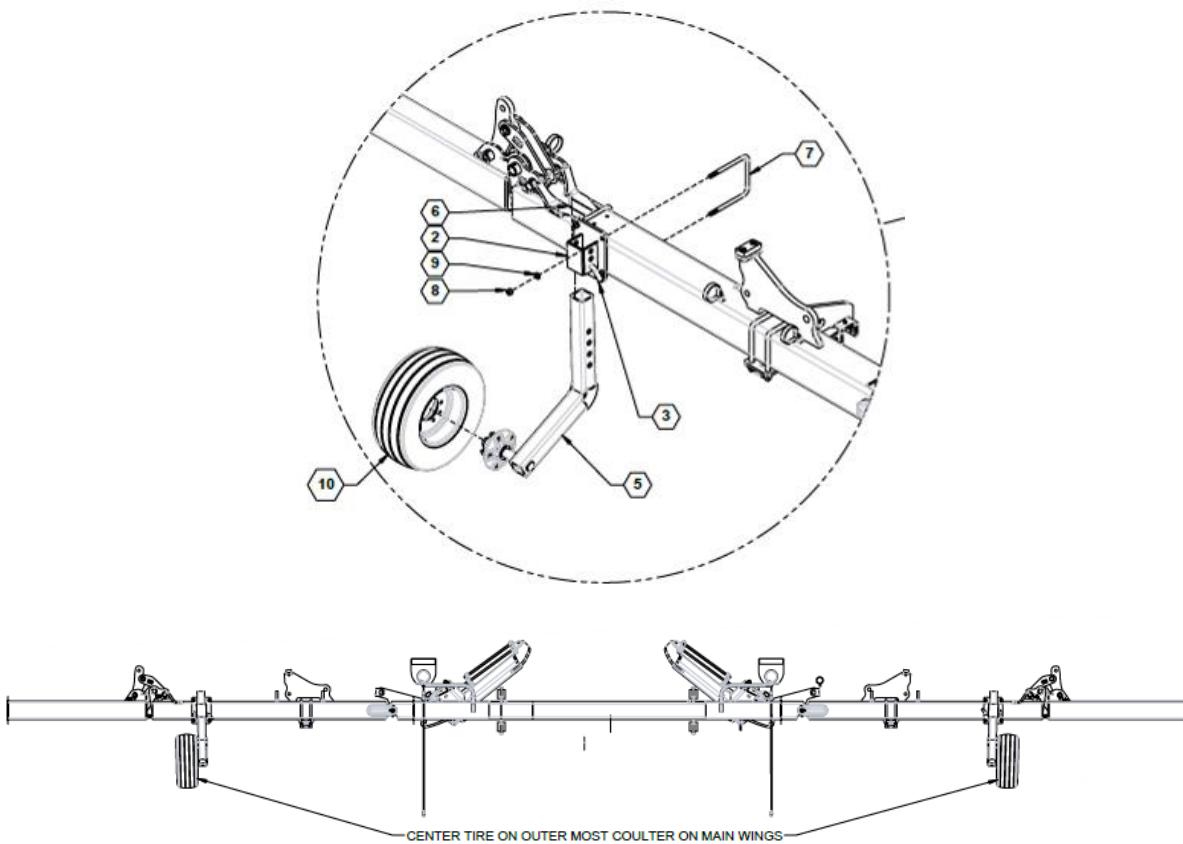
Transport Lock



Parts List 34695: Transport Lock

ITEM	PART NO.	QTY.	DESCRIPTION
1	34270	1	WLDMNT, TRANSPORT REST
2	590416	3	POLY, DEPTH ADJUST SLIDE
3	596241M	4	NUT, CENTERLOCK 3/4-10 MAGNI
4	596254M	4	LOCKWASHER, 3/4 MAGNI
5	596630M	6	FHSCS 1/4-20X1 MAGNI
6	596767M	6	NUT, HEX FLANGE 1/4-20 MAGNI
7	596774M	2	U-BOLT, 3/4 X 7 X 7 G5 MAGNI

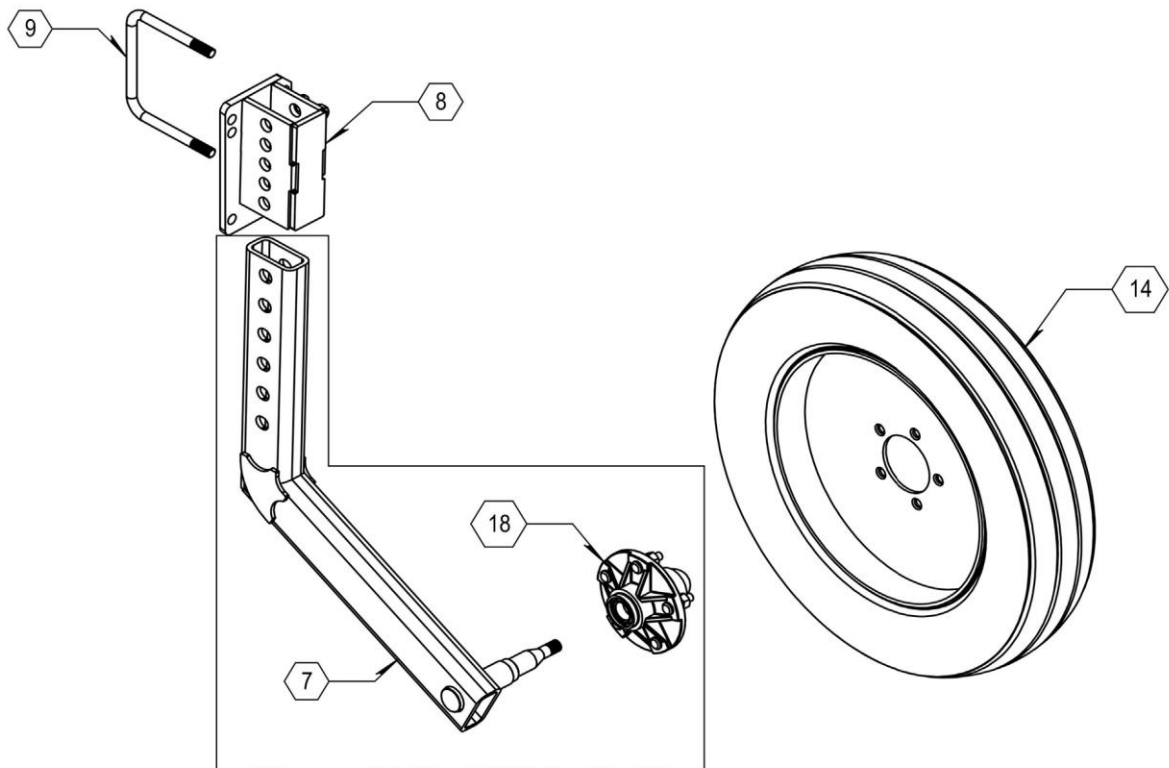
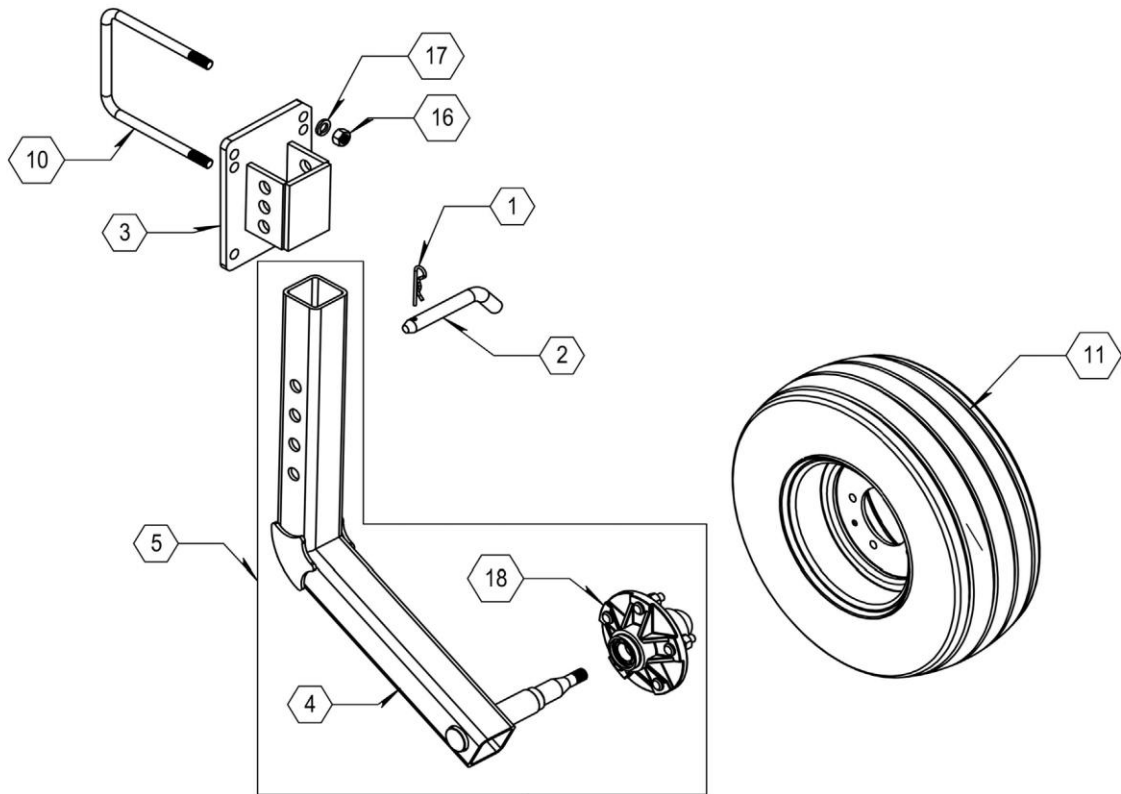
Non-Folding Gauge Wheels



Parts List 34711 - 34714: Non-Folding Gauge Wheels

ITEM	PART NO.	QTY.	DESCRIPTION
1	19055L	1	SHORT LH GAUGE WHEEL MOUNT
	35747	1	TALL LH GAUGE WHEEL MOUNT
2	19055R	1	SHORT RH GAUGE WHEEL MOUNT
	35748	1	TALL RH GAUGE WHEEL MOUNT
3	19061	2	PIN, GAUGE WHEEL MOUNT
4	19063L	1	SHORT GAUGE WHEEL ARM ASSEM
	22041L	1	TALL GAUGE WHEEL ARM ASSEM
5	19063R	1	SHORT GAUGE WHEEL ARM ASSEM
	22041R	1	TALL GAUGE WHEEL ARM ASSEM
6	590017	2	PIN, HAIR CLIP, 1/8 X 3-1/8" ZP
7	590108	4	U-BOLT, 7 X 7 X 5/8" MAGNI
8	596216M	8	NUT, HEX 5/8-11 MAGNI
9	596253M	8	LOCKWASHER 5/8 MAGNI
10	700023	2	SHORT TIRE, 20.5 X 8 X 10", YELLOW
	700030	2	SHORT TIRE, 20.5 X 8 X 10", SILVER RIM
	700122	2	TALL TIRE, 6.70X15 GAUGE WHEEL

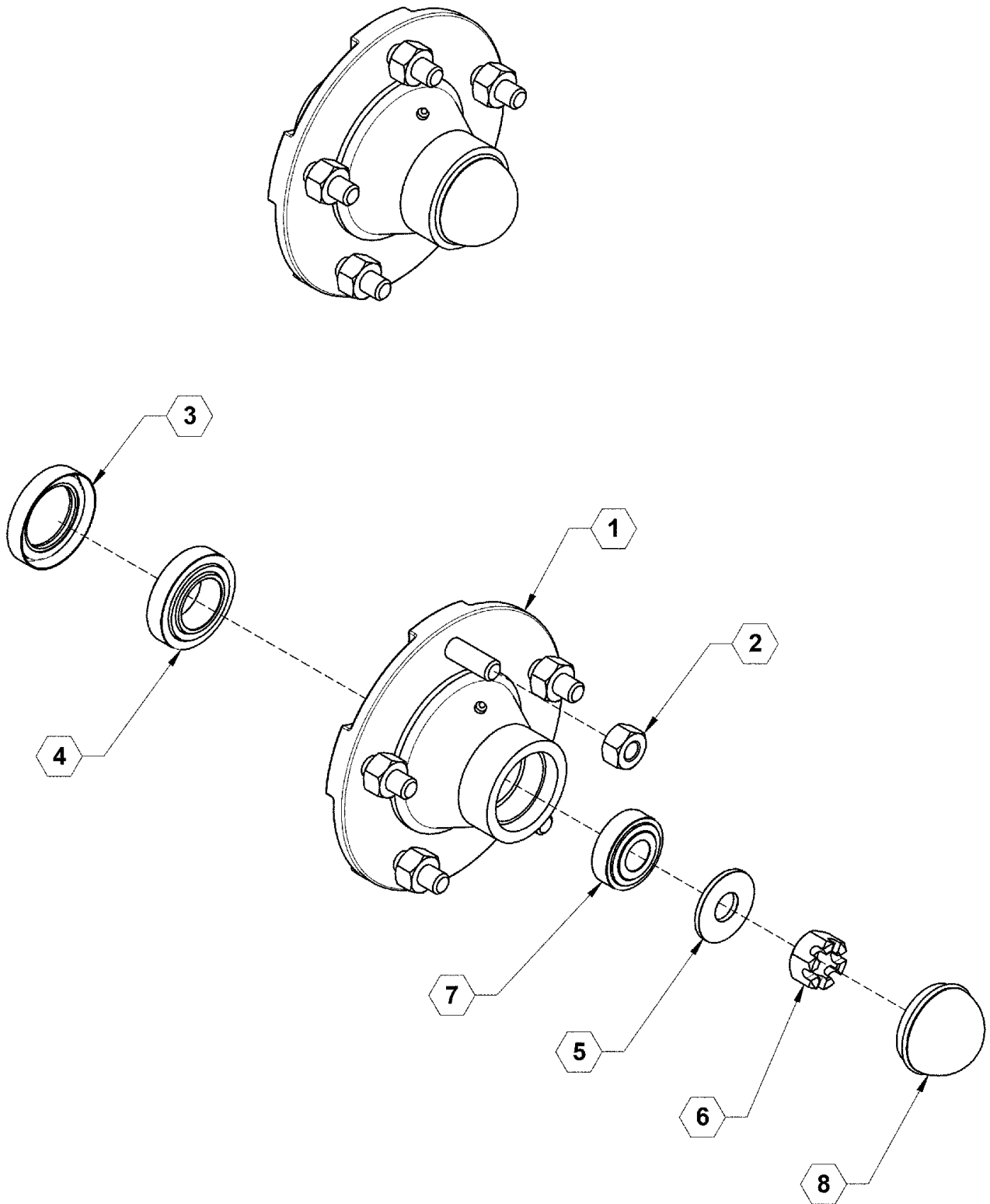
Short and Tall Gauge Wheels



Parts List: Short and Tall Gauge Wheels

ITEM	PART NO.	QTY	DESCRIPTION
1	285	AR	PIN, SPRING LOCK
2	19061	AR	PIN, CROSS
3	19055L	AR	SHORT GAUGE WHEEL MOUNT
NS	19055R	AR	SHORT GAUGE WHEEL MOUNT
4	19060L	AR	SHORT GAUGE WHEEL ARM
NS	19060R	AR	SHORT GAUGE WHEEL ARM
5	19063L	AR	SHORT ARM WITH HUB
NS	19063R	AR	SHORT ARM WITH HUB
6	22041L	AR	TALL ARM WITH HUB
NS	22041R	AR	TALL ARM WITH HUB
7	22045L	AR	TALL GAUGE WHEEL ARM
NS	22045R	AR	TALL GAUGE WHEEL ARM
8	35747	AR	TALL GAUGE WHEEL MOUNT
NS	35748	AR	TALL GAUGE WHEEL MOUNT
9	590061	AR	U-BOLT 5/8 X 5 X 7"
10	590108	AR	U-BOLT 5/8 X 7 X 7"
11	700023	AR	TIRE & RIM, SHORT 20.5 X 8 X 10, YELLOW
12	700030	AR	TIRE & RIM, SHORT 20.5 X 8 X 10, SILVER
13	700133	AR	TIRE & RIM, TALL, 6.70 X 15, SILVER
14	700134	AR	TIRE & RIM, TALL, 6.70 X 15, YELLOW
15	730030	AR	NUT, LUG
16	596216M	AR	NUT, HEX 5/8 MAGNI
17	596253M	AR	WASHER, LOCK 5/8 MAGNI
18	730003ASSY	AR	Q736 HUB ASSEMBLY, 5 BOLT, 5.5" B.C.

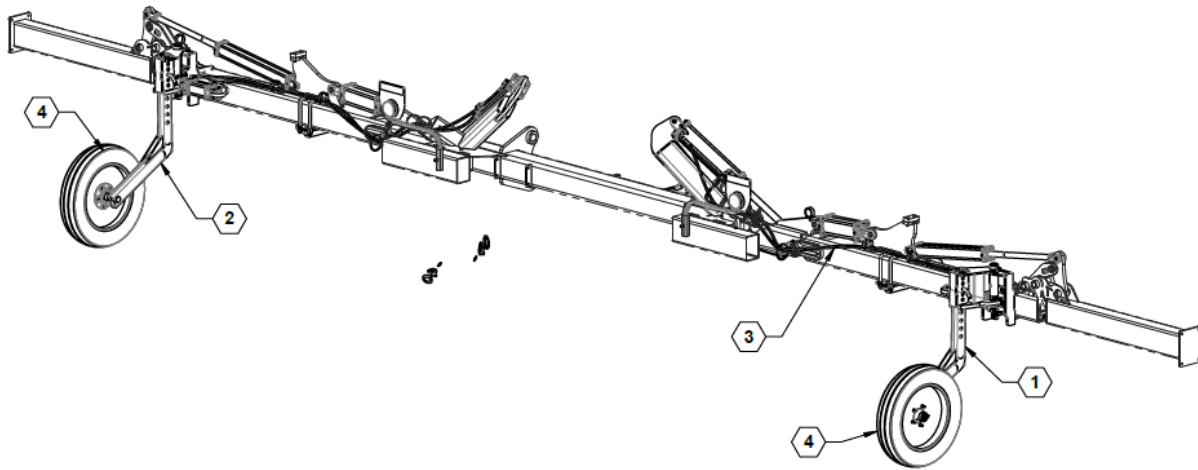
5-Bolt Hub Assembly, Q736



Parts List 730003: 5-Bolt Hub Assembly, Q736

ITEM	PART NO.	QTY	DESCRIPTION
1	730003	1	Q736 HUB ASSEMBLY (ITEMS 1-7)
2	1724	5	WHEEL STUD BOLT, 913576
	1725	5	WHEEL LUG NUT, 912919
3	1716	1	SEAL QDS 906296
4	1710	1	INNER CUP (LM67010)
	1712	1	INNER CONE (LM67048)
5	730034	1	HUB WASHER
6	730035	1	CASTLE NUT N669
7	1711	1	OUTER CUP (LM11910)
	1713	1	OUTER CONE (LM11949)
8	1714	1	HUB CAP QDS 909931

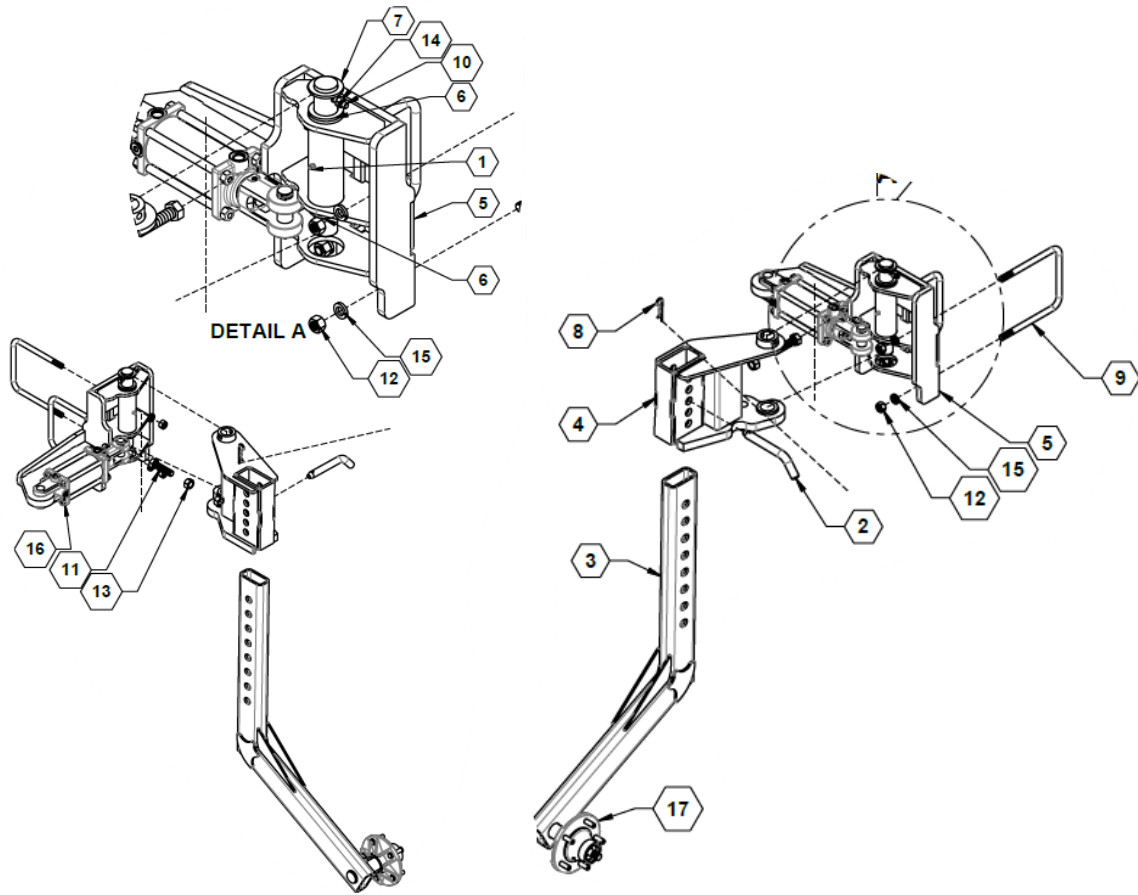
Folding Gauge Wheels



Parts List 34248 / 34249: Folding Gauge Wheels

ITEM	PART NO.	QTY.	DESCRIPTION
1	34220	1	ASSY, LH FOLDING GAUGE WHL
2	34235	1	ASSY, RH FOLDING GAUGE WHL
3	600122	1	HOSE KIT, FOLDING GAUGE WHEEL
4	700134	2	TIRE/WHEEL 6.70X15 GAUGE WHEEL YELLOW
	700133	2	TIRE/WHEEL 6.70X15 GAUGE WHEEL SILVER

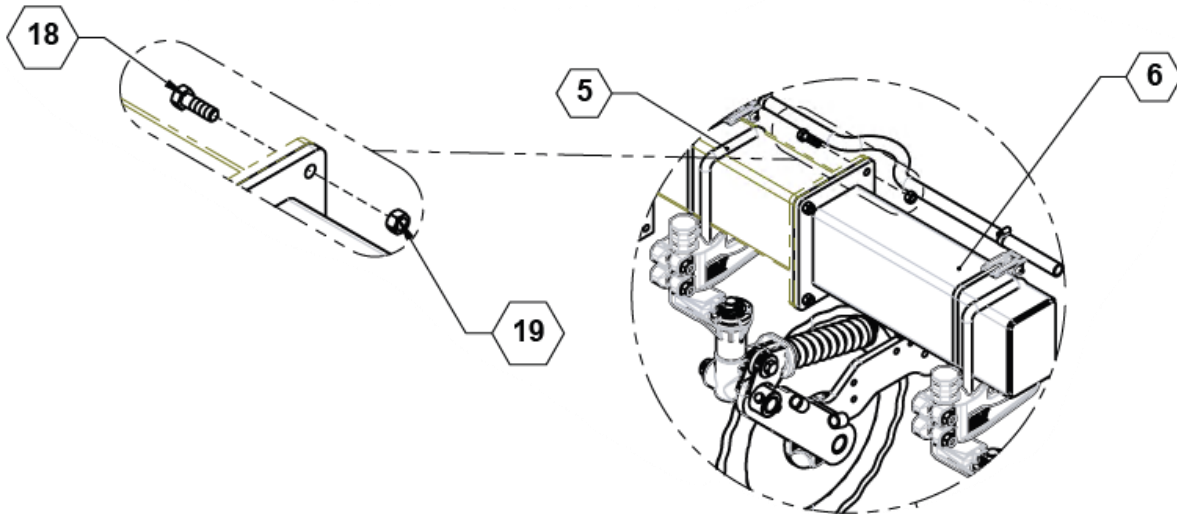
Folding Gauge Wheel Bracket Assembly



Parts List 34220BLK: Folding Gauge Wheel Bracket Assembly

ITEM	PART NO.	QTY.	DESCRIPTION
1	759	1	ZERK, 1/4-28 STRAIGHT PIPE THREAD
2	19061	1	PIN, GAUGE WHEEL MOUNT
3	34216	1	WLDMNT, LH GAUGE WHL ARM
	34217		WLDMNT, RH GAUGE WHL ARM
4	34225	1	WLDMNT, LH GAUGE WHL
	34226		WLDMNT, RH GAUGE WHL
5	34233	1	WLDMNT, LH WHL BASE
	34234		WLDMNT, RH WHL BASE
6	34244	2	WASHER, THRUST
7	34245	1	WLDMNT, PIVOT PIN
8	590017	1	PIN, HAIR CLIP, 1/8 X 3-1/8" ZP
9	590108	2	U-BOLT, 7 X 7 X 5/8" MAGNI
10	596132M	1	BOLT, HH 3/8-16 X 3 GR5 MAGNI
11	596186M	1	BOLT, HH 3/4-10 FT X 3 GR8 MAGNI
12	596216M	4	NUT, HEX 5/8-11 MAGNI
13	596217M	1	NUT, HEX 3/4-10 G5 MAGNI
14	596237M	1	NUT, CENTERLOCK 3/8-16 MAGNI
15	596253M	4	LOCKWASHER 5/8 MAGNI
16	620105	1	CYLINDER, 3"X 4" X 1.25 ROD TIE ROD
17	730003	1	Q736, HUB KIT W/WHEEL STUDS

Flip Wing Extension Tube

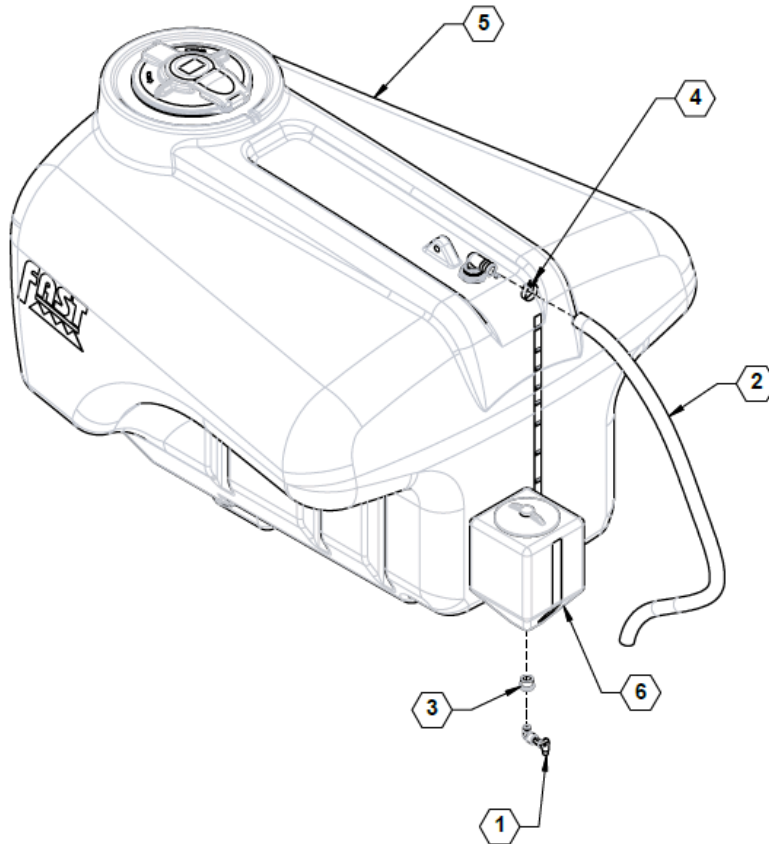


Parts List: Flip Wing Extension Tube

ITEM	PART NO.	QTY.	DESCRIPTION
6	22213	AR	WLDMNT, WING EXTENSION 14"
	15380	AR	WLDMNT, WING EXTENSION 19"
	27050	AR	WLDMNT, WING EXTENSION 21"
	27155	AR	WLDMNT, WING EXTENSION 34"
	28480	AR	WLDMNT, WING EXTENSION 52"
18	596153M	AR	BOLT, HH 1/2-13X1-1/2 GR5 MAGNI
19	596239M	AR	NUT, CENTERLOCK, 1/2-13 MAGNI

TANKS AND FRAMES

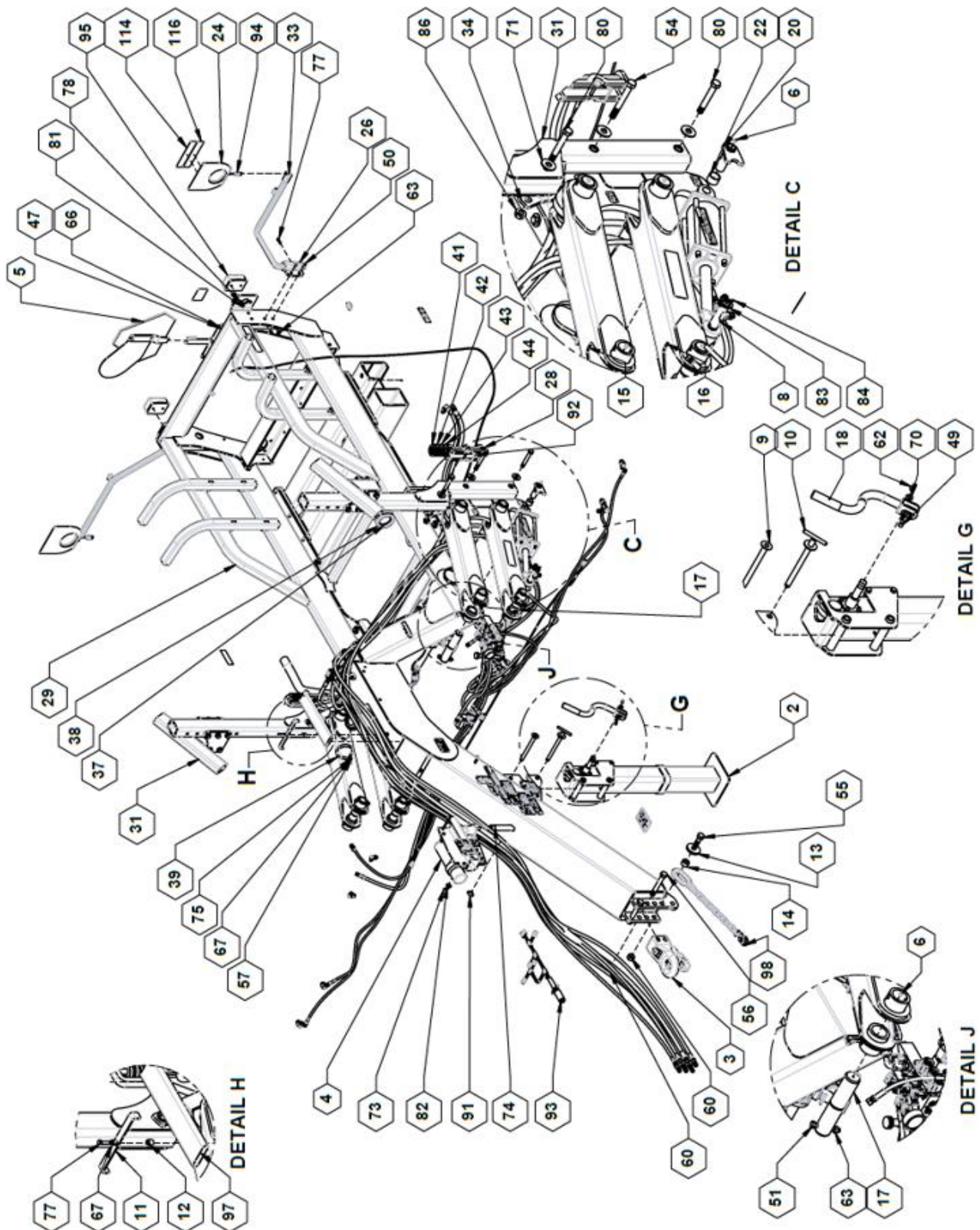
Product Tank and Hand Rinse



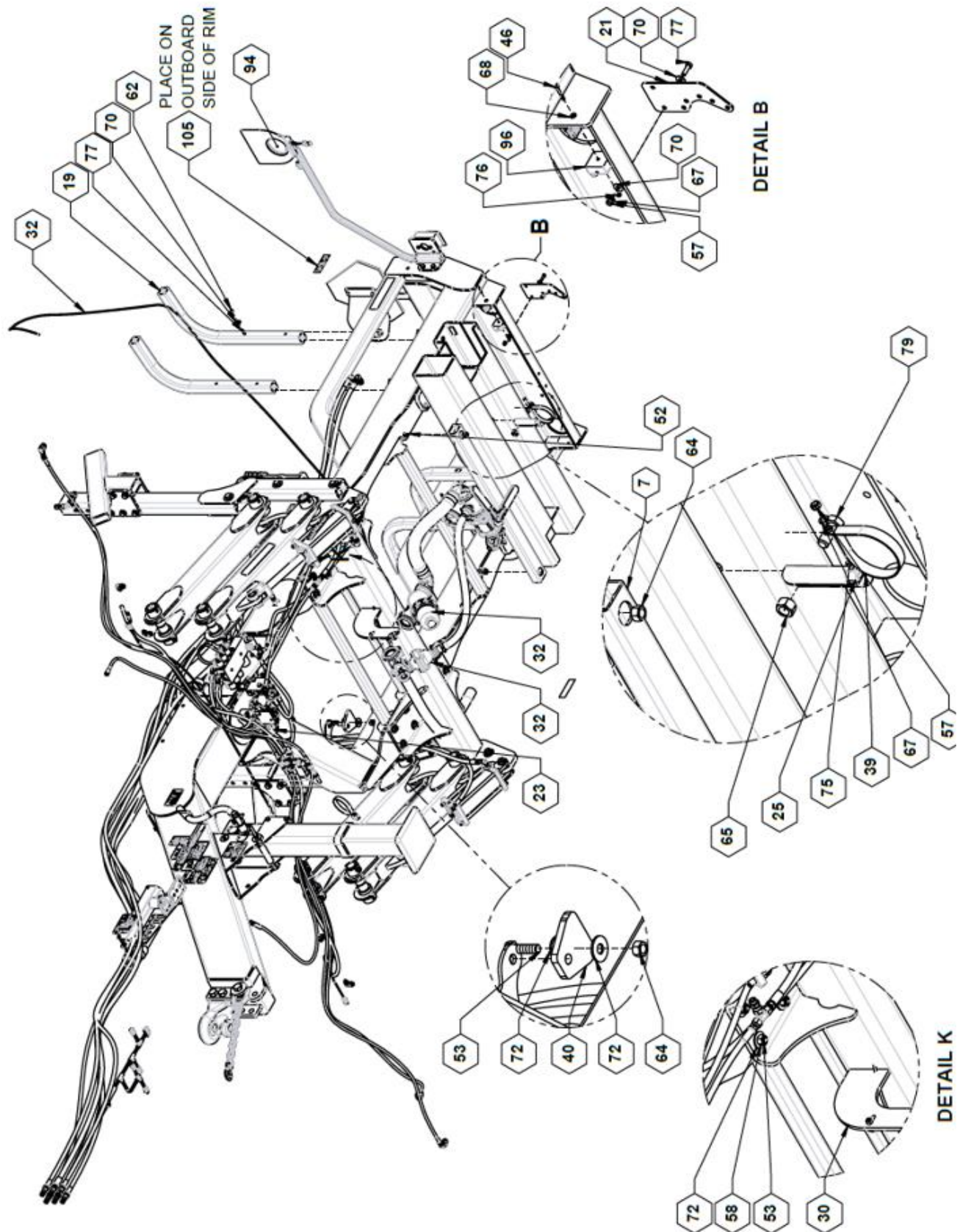
Parts List: Product Tank and Hand Rinse

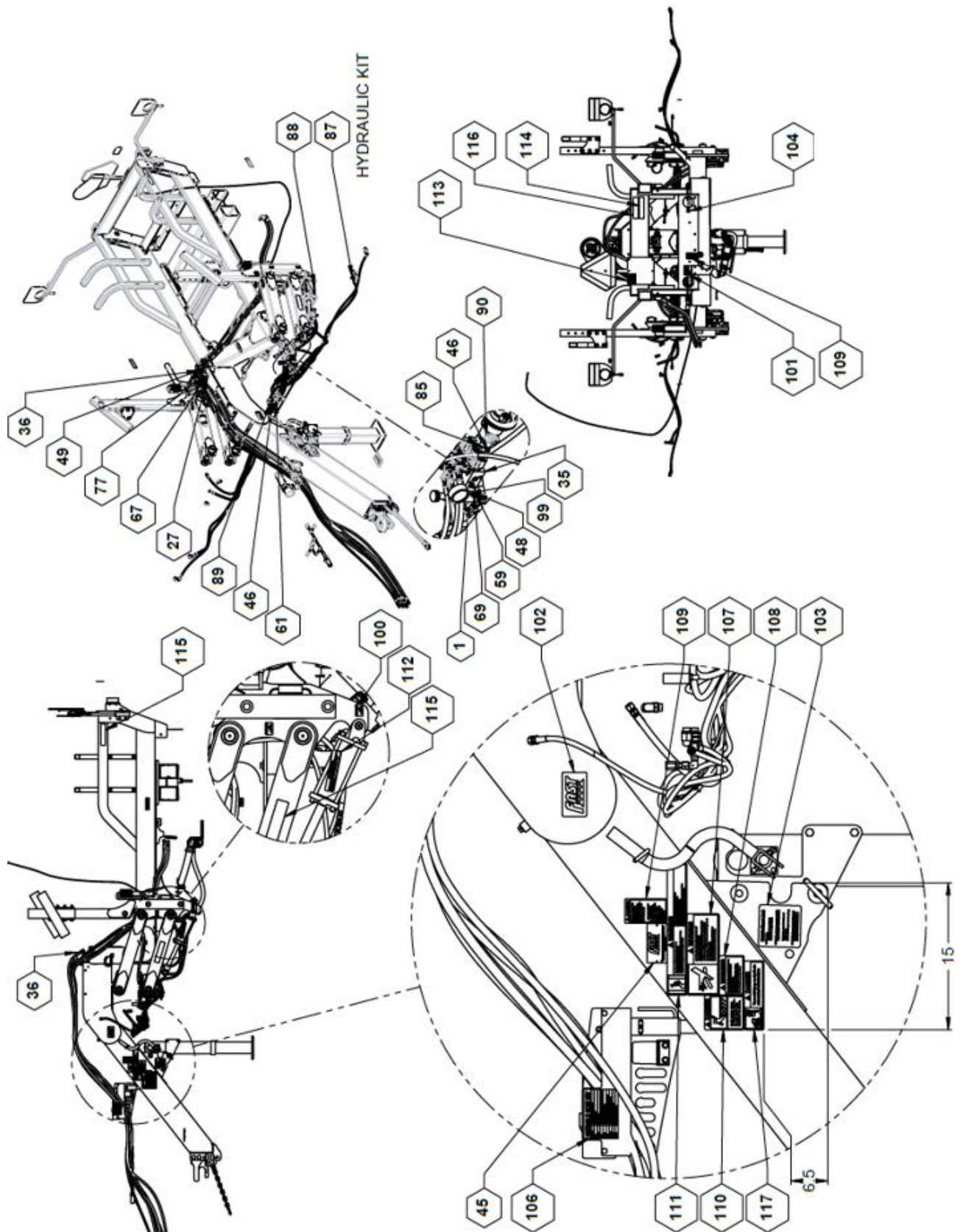
ITEM	PART NO.	QTY.	DESCRIPTION
1	90SAFCHWF	1	FC HAND WASH FAUCET ASSY
2	510025	9	(FT) HOSE, 2" CLEAR PVC SUCTION 60
3	530428	1	1-1/2" MPT X 3/4" FPT REDUCER
4	540069	1	HOSE CLAMP, 2.00 T-BOLT
5	570084	1	TANK, 1050 WHITE
	570085	1	TANK, 1050 YELLOW
	570086	1	TANK, 1350 WHITE
	570087	1	TANK, 1350 YELLOW
See page 77	570088TNK	1	TANK 1800 WHITE, APPLICATOR
	570099TNK	1	TANK 1800 YELLOW, APPLICATOR
	570090TNK	1	TANK 2400 WHITE, APPLICATOR
	570091TNK	1	TANK 2400 YELLOW, APPLICATOR
6	570092	1	TANK, 10 GAL, WHITE
	570097	1	TANK, 10 GAL, YELLOW

Cart Frame Assembly, 1050 / 1350 Gallon



ILLUSTRATED PARTS LIST





Parts List 28590: Cart Frame Assembly, 1050 / 1350 Gallon

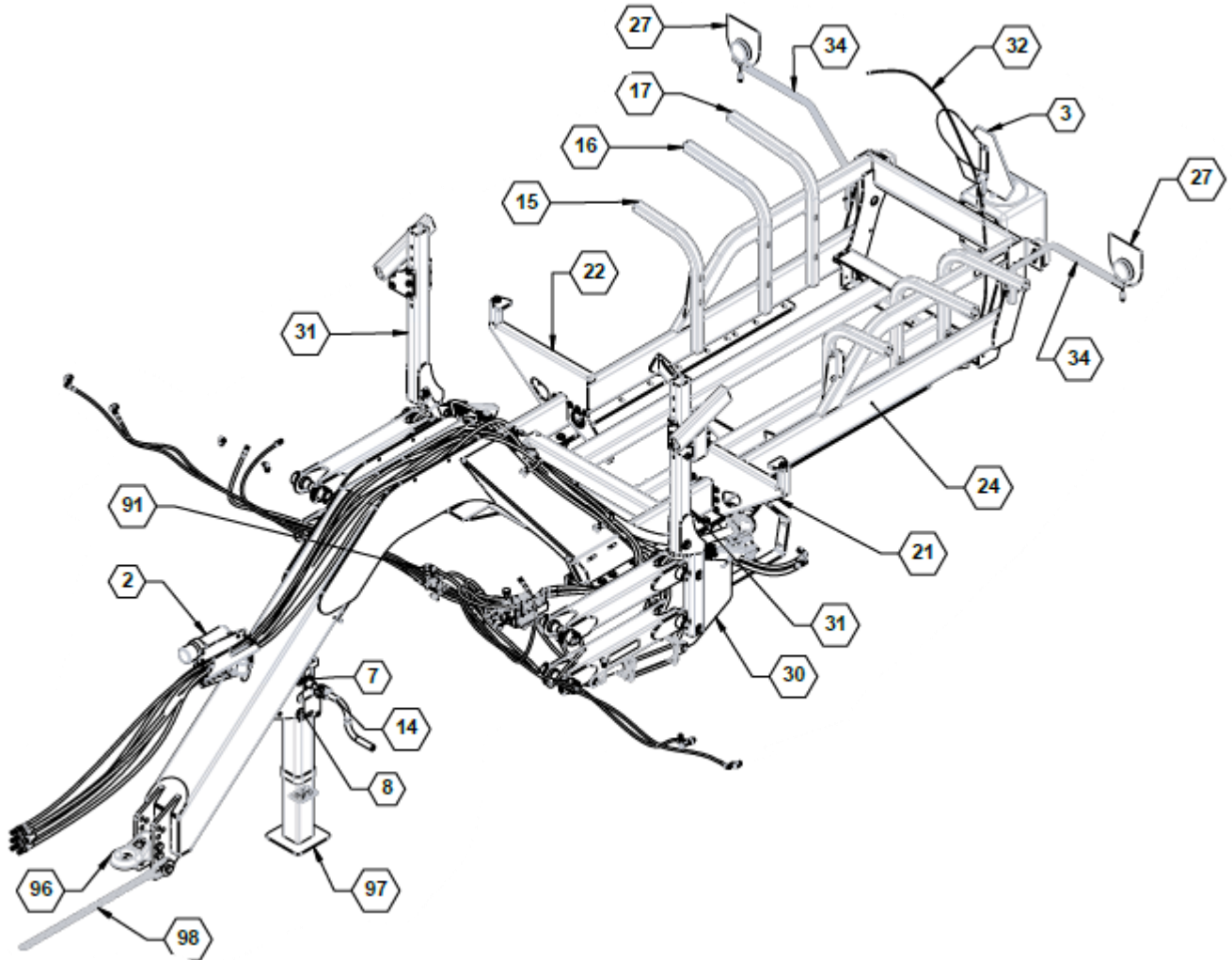
ITEM	PART NO.	QTY.	DESCRIPTION
1	90SA8300DPBA	1	DOWN PRESS. BLOCK ASSY
2	90SAFCJACK	1	JACK SUBASSY
3	90SAHITCHLG	1	HITCH, LARGE CAT 4
4	90SAHMH	1	HOSE/MANUAL HOLDER
5	90SASMV	1	SMV ASSEMBLY
6	759	10	ZERK, 1/4-28 STRAIGHT PIPE THREAD
7	13594	1	TUBE, SUMP SUPPORT
8	15158	2	PIN, MAIN LIFT
9	15437	1	PIN, JACK LINKAGE
10	15440	1	PIN, JACK LOCK
11	15558	2	BRACKET, HOSE
12	15566	2	SPACER, HOSE BRACKET
13	15829	1	WASHER PLATE, SAFETY CHAIN
14	15835	1	BUSHING, SAFETY CHAIN SPACER
15	17820	2	LIFTARM, UPPER
16	17822	2	LIFTARM, LOWER
17	17823	8	PIN, TUBE LIFTARM
18	790046	1	JACK CRANK WLDMT
19	18187	4	TANK SUPPORT
20	18445	2	WLDMNT, MAIN LIFT BASE
21	22253	1	PLATE, QUICK FILL VALVE MOUNT
22	22923	2	BUSHING, PRESS IN
23	26817	1	OPTION, RFM 60 FLOW METER
24	26902	2	PLATE, LIGHT BRACKET
25	26975	1	WLDMNT, HOSE MOUNT
26	27680	2	WLDMNT, REAR LIGHT BRCKT MNT
27	27814	1	PLATE, CB VALVE MOUNT
28	28166	2	WLDMNT, RED CYLINDER STOP
29	28264	1	WELDMENT, 8300 SMALL FRAME TRAILER
30	28582	1	WLDMNT, P-LINK MOUNT
31	34278	2	ASSY, TRANSPORT REST
32	34297	1	ASSY, SUMP AND PUMP PLUMBING
33	34388	2	WLDMNT, LIGHT ARM
34	34494	2	PLATE, REST GUSSET
35	34725	1	VALVE, FASSE HYD LITTLE A SERIES
36	500049	1	VALVE, COUNTERBALANCE
37	530024	1	GASKET, 3" EPDM
38	540003	1	CLAMP, 3INCH WORM SCREW
39	540053	6	P-CLAMP, 4" W/3/8" HOLE

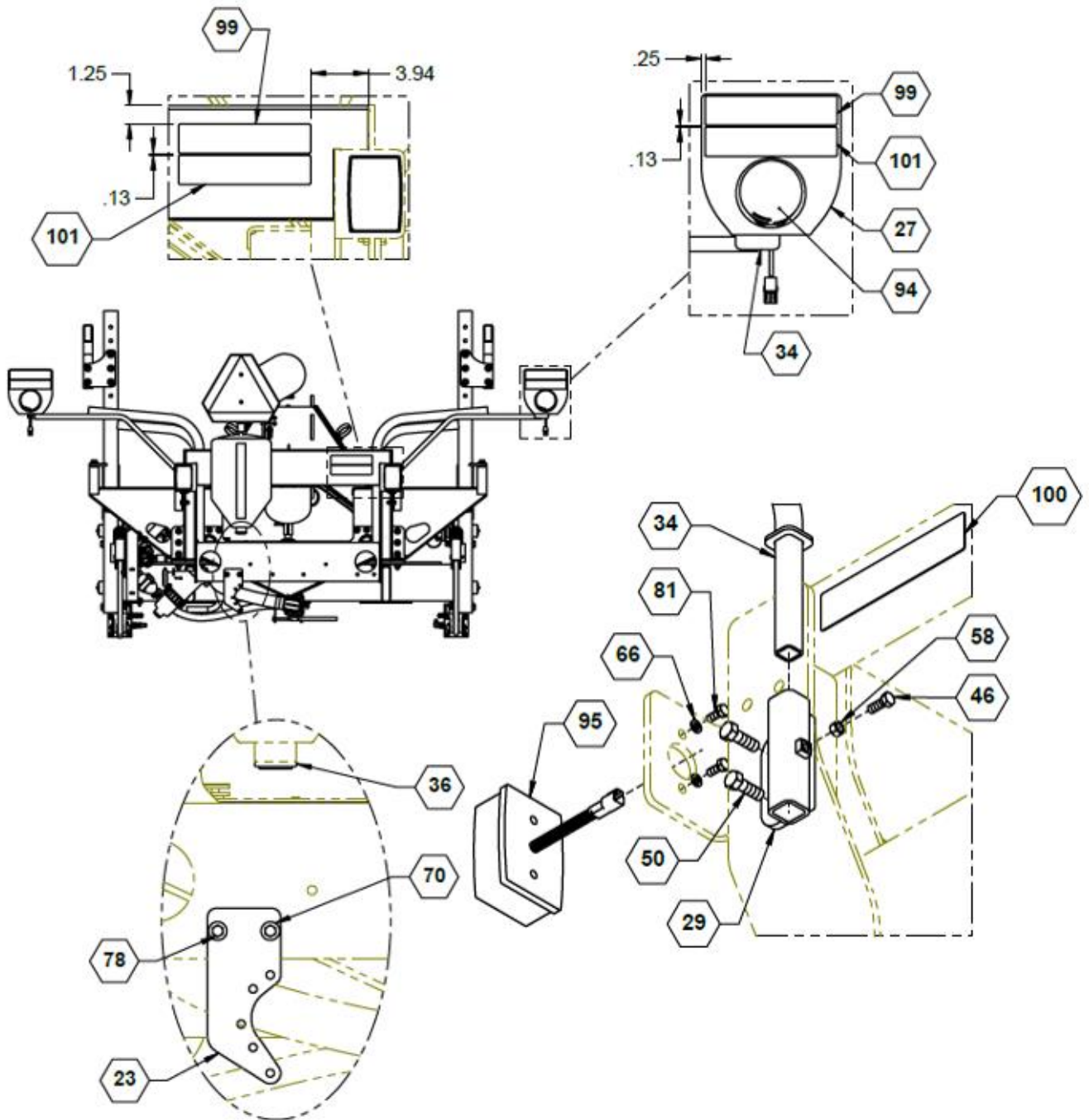
40	590023	2	TAB, HOLD DOWN
41	590205	2	CYLINDER STOP, 3/4"
42	590206	2	CYLINDER STOP, 1"
43	590207	2	CYLINDER STOP, 1-1/4"
44	590208	2	CYLINDER STOP, 1-1/2"
45	590216	1	FAST SERIAL TAG
46	596104M	5	BOLT, HH 1/4-20X1-3/4 GR5 MAGNI
47	596114M	6	BOLT, HH 5/16-18X3/4 GR5 MAGNI
48	596117M	2	BOLT, HH 5/16-18X2 GR5 MAGNI
49	596131M	3	BOLT, HH 3/8-16X2-1/2 GR5 MAGNI
50	596153M	4	BOLT, HH 1/2-13X1-1/2 GR5 MAGNI
51	596157M	8	BOLT, HH 1/2X3-1/2 GR5 MAGNI
52	596169M	2	BOLT, HH 5/8X1-1/2 GR5 MAGNI
53	596170M	18	BOLT, HH 5/8-11X2 GR5 MAGNI
54	596192M	2	BOLT, HH 3/4-10X6 GR5 MAGNI
55	596201M	1	BOLT, HEX 1-8X3-1/2 GR5 MAGNI
56	596208M	2	BOLT, HH 1-8X6-3/4 GR5 MAGNI
57	596213M	8	NUT, HEX 3/8-16 MAGNI
58	596216M	16	NUT, HEX 5/8-11 MAGNI
59	596228M	2	NUT, HEX NYLOCK 5/16-18 MAGNI
60	596234M	3	NUT, HEX NYLOCK 1-8 MAGNI
61	596235M	2	NUT, CENTERLOCK, 1/4-20 MAGNI
62	596237M	13	NUT, CENTERLOCK 3/8-16 MAGNI
63	596239M	12	NUT, CENTERLOCK, 1/2-13 MAGNI
64	596240M	4	NUT, CENTERLOCK, 5/8-11 MAGNI
65	596241M	1	NUT, CENTERLOCK 3/4-10 MAGNI
66	596249M	6	LOCKWASHER 5/16 MAGNI
67	596250M	11	LOCKWASHER, 3/8 MAGNI
68	596256M	1	WASHER, FLAT 1/4 USS MAGNI
69	596257M	2	WASHER, FLAT 5/16 USS MAGNI
70	596258M	16	WASHER, FLAT 3/8 MAGNI
71	596259M	8	WASHER, FLAT 3/4 MAGNI
72	596261M	38	WASHER, FLAT 5/8 MAGNI
73	596299M	1	ROLL PIN, 1/4 X 1-1/2"
74	596300M	1	SPRING PIN, 3/8 X 2 MAGNI
75	596592M	6	BOLT, CARRIAGE 3/8-16 X 1 MAGNI
76	596622M	1	NUT, TOPLOCK 1/4-20 MAGNI
77	596635M	17	BOLT, HH 3/8-16 x 1-1/4 MAGNI
78	596728M	4	LOCKWASHER 8MM MAGNI
79	596729M	1	HH G5 3/4-10 X 1-3/4 MAGNI
80	596735M	4	BOLT, 3/4 X 5" GR8

81	596737M	4	BOLT, HH 8-1.25 X 20MM 8.8 MAGNI
82	596738M	1	MACHINED BUSHING 3/4" 10GA
83	596744M	6	BUSHING, MACHINE, 1-1/4 x 14 GA MAGNI
84	596746M	6	SPRING PIN 5X50mm MAGNI
85	596767M	2	NUT, HEX FLANGE 1/4-20 MAGNI
86	596775M	6	NUT, HEX FLANGE 3/4-10 GR8 MAGNI
87	600120	1	HOSE KIT, BASE
88	620007	2	CYLINDER, 4 X 8" ASAE
89	630035	1	FLOW DIVIDER
90	630062	1	VALVE, BLOCKING
91	710005	1	LYNCH PIN, 1/4 X 1-3/4" ZP
92	720001	2	SNAP PIN, 5/16
93	740023	1	SAFETY LIGHT HARNESS
94	740024	2	LIGHT, AMBER WARNING
95	740025	2	LIGHT, RED SURF MNT ASSY
96	740031	1	LIGHT MODULE, SAFETY FLASHER
97	790018	2	HOSE SLEEVE
98	790049	1	SAFETY CHAIN, 20,000LB
99	790052	1	PRESSURE GAUGE, 3000 PSI
100	800014	4	DECAL, GREASE PIVOT POINTS
101	800017	1	DECAL, MAIN TANK VALVE OPERATION
102	800020	1	DECAL, FAST LOGO BLK/GRY
103	800044	1	DECAL, VAR. SPEED JACK
104	800057	1	DECAL, US PATENT 7585000
105	800086	2	DECAL, FERT CART LUG NUT
106	800088	1	DECAL, HOSE KEY
107	800098	1	DECAL, WARNING-HYDRAULIC FLUID
108	800099	1	DECAL, WARNING-CHARGE WITH OIL
109	800101	2	DECAL, CAUTION-AG CHEMICAL
110	800103	1	DECAL, DANGER-RUNOVER
111	800104	1	DECAL, WARNING-DO NOT SPEED
112	800107	2	DECAL, WARNING-AVOID CRUSHING
113	800108	1	DECAL, WARNING-RINSE TANK
114	800109	3	DECAL, RED REFLECTOR
115	800110	4	DECAL, AMBER, REFLECTOR
116	800111	3	DECAL, NON-REFLECTIVE, ORANGE
117	800112	1	DECAL, DANGER, ELECTRIC LINES



Cart Frame Assembly, 1800 / 2400 Gallon







ILLUSTRATED PARTS LIST

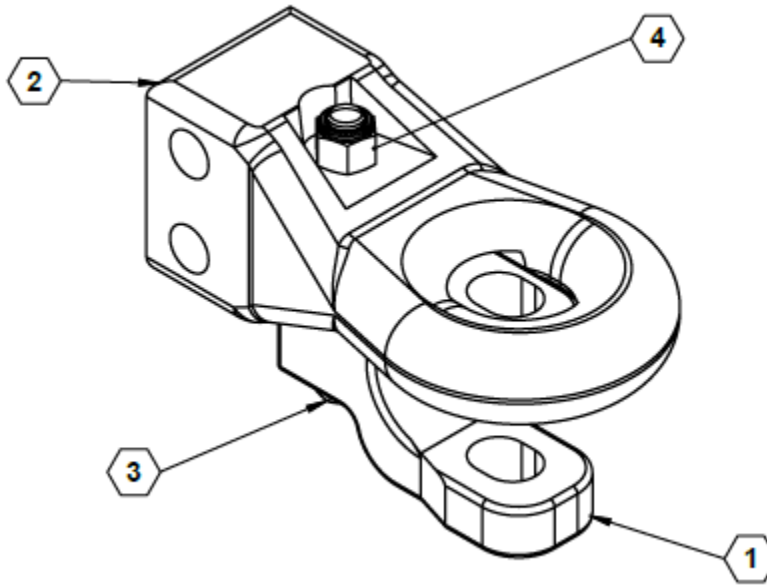
Parts List 34199: Cart Frame Assembly, 1800 / 2400 Gallon

ITEM	PART NO.	QTY.	DESCRIPTION
1	90SA8300DPBA	1	DOWN PRESS. BLOCK ASSY
2	90SAHMH	1	HOSE/MANUAL HOLDER
3	90SASMVWOSIS	1	SMV ASSEMBLY W/O SIS DECAL
4	759	10	ZERK, 1/4-28 STRAIGHT PIPE THREAD
5	15158	2	PIN, MAIN LIFT
6	15430	1	JACK HOLDER WELDMENT
7	15437	1	PIN, JACK LINKAGE
8	15440	1	PIN, JACK LOCK
9	15829	1	WASHER PLATE, SAFETY CHAIN
10	15835	1	BUSHING, SAFETY CHAIN SPACER
11	17820	2	LIFTARM, UPPER
12	17822	2	LIFTARM, LOWER
13	17823	8	PIN, TUBE LIFTARM
14	790046	1	JACK CRANK WLDMT
15	18183	2	TUBE, SUPPORT, FENDER
16	18184	2	TUBE, SUPPORT, FENDER
17	18185	2	TUBE, SUPPORT, FENDER
18	18445	2	WLDMNT, MAIN LIFT BASE
19	22218	1	BRACKET, FLOW METER
20	22241	1	MOUNT, BOLT ON PUMP
21	22242L	1	LH WELDMENT, TANK SUPPORT
22	22242R	1	RH WELDMENT, TANK SUPPORT
23	22253	1	PLATE, QUICK FILL VALVE MOUNT
24	22630	1	CART, LARGE BOLT TOGETHER
25	22923	2	BUSHING, PRESS IN
26	26817	1	OPTION, RFM 60 FLOW METER
27	26902	2	PLATE, LIGHT BRACKET
28	27676	2	CYLINDER STOP 10" STROKE
29	27680	2	WLDMNT, REAR LIGHT BRCKT MNT
30	34197	1	PLINK MOUNT WLDMT
31	34278	2	ASSY, TRANSPORT REST
32	34297	1	ASSY, SUMP AND PUMP PLUMBING
34	34388	2	WLDMNT, LIGHT ARM
35	630063	1	VALVE, FASSE HYD LITTLE A SERIES <i>(34725 before 2024)</i>
36	530143	1	REDUCER, 1-1/4" MPT X3/4" FPT
37	540019	2	CLAMP, HOSE 3" SS #48
38	540052	8	P-CLAMP, 3" W/3/8" HOLE
39	590023	2	TAB, HOLD DOWN
40	590205	2	CYLINDER STOP, 3/4"
41	590206	2	CYLINDER STOP, 1"
42	590207	2	CYLINDER STOP, 1-1/4"
43	590208	2	CYLINDER STOP, 1-1/2"
44	596104M	4	BOLT, HH 1/4-20X1-3/4 GR5 MAGNI
45	596119M	2	BOLT, HH 5/16-18X3 GR5 MAGNI
46	596128M	8	BOLT, HH 3/8-16 X 1 GR5 MAGNI
47	596129M	6	BOLT, HH 3/8-16X1-1/2 GR5 MAGNI
48	596130M	2	BOLT, HH 3/8-16 X 2 GR5 MAGNI
49	596132M	2	BOLT, HH 3/8-16 X 3 GR5 MAGNI
50	596153M	16	BOLT, HH 1/2-13X1-1/2 GR5 MAGNI
51	596157M	8	BOLT, HH 1/2X3-1/2 GR5 MAGNI

52	596163M	2	BOLT, HH 1/2X6-1/2 GR5 MAGNI
53	596170M	28	BOLT, HH 5/8-11X2 GR5 MAGNI
54	596171M	2	BOLT, HH 5/8-11X2.5 GR5 MAGNI
55	596192M	2	BOLT, HH 3/4-10X6 GR5 MAGNI
56	596201M	1	BOLT, HEX 1-8X3-1/2 GR5 MAGNI
57	596208M	2	BOLT, HH 1-8X6-3/4 GR5 MAGNI
58	596213M	10	NUT, HEX 3/8-16 MAGNI
59	596231M	2	NUT, HEX NYLOCK 1/2-13 MAGNI
60	596232M	28	NUT, HEX NYLOCK 5/8-11 MAGNI
61	596234M	3	NUT, HEX NYLOCK 1-8 MAGNI
62	596235M	2	NUT, CENTERLOCK, 1/4-20 MAGNI
63	596236M	2	NUT, CENTERLOCK, 5/16-18 MAGNI
64	596237M	20	NUT, CENTERLOCK 3/8-16 MAGNI
65	596239M	24	NUT, CENTERLOCK, 1/2-13 MAGNI
66	596249M	4	LOCKWASHER 5/16 MAGNI
67	596250M	14	LOCKWASHER, 3/8 MAGNI
68	596253M	2	LOCKWASHER 5/8 MAGNI
69	596257M	4	WASHER, FLAT 5/16 USS MAGNI
70	596258M	28	WASHER, FLAT 3/8 MAGNI
71	596259M	6	WASHER, FLAT 3/4 MAGNI
72	596260M	24	WASHER, FLAT 1/2 MAGNI
73	596261M	58	WASHER, FLAT 5/8 MAGNI
74	596296M	1	LYNCH PIN, 1/4 X 1-3/4 MAGNI
75	596299M	1	ROLL PIN, 1/4 X 1-1/2"
76	596300M	1	SPRING PIN, 3/8 X 2 MAGNI
77	596592M	8	BOLT, CARRIAGE 3/8-16 X 1 MAGNI
78	596635M	14	BOLT, HH 3/8-16 x 1-1/4 MAGNI
79	596636M	1	BOLT, HH 3/8-16X2-1/4 GR5 MAGNI
80	596735M	4	BOLT, 3/4 X 5" GR8
81	596737M	4	BOLT, HH 8-1.25 X 20MM 8.8 MAGNI
82	596738M	1	MACHINED BUSHING 3/4" 10GA
83	596744M	6	BUSHING, MACHINE, 1-1/4 x 14 GA MAGNI
84	596746M	6	SPRING PIN 5X50mm MAGNI
85	596767M	2	NUT, HEX FLANGE 1/4-20 MAGNI
86	596769M	4	NUT, HEX FLANGE 3/8-16 MAGNI
87	596775M	6	NUT, HEX FLANGE 3/4-10 GR8 MAGNI
88	600120	1	HOSE KIT, BASE
89	610096	2	HYD FITTING, ONE WAY .047 ORIFICE
90	620073	2	CYLINDER, 40THC10.00-150
91	630035	1	FLOW DIVIDER
92	630062	1	VALVE, BLOCKING
93	720001	2	SNAP PIN, 5/16
94	740024	2	LIGHT, AMBER WARNING
95	740025	2	TAILLIGHT, RED
96	790004	1	HITCH, CAT 4, TOP
97	790045	1	JACK, JOST, 25,000 LB LIFTING
98	790050	1	SAFETY CHAIN, 30,000 LB
99	800109	3	DECAL, RED REFLECTOR
100	800110	4	DECAL, AMBER, REFLECTOR
101	800111	3	DECAL, NON-REFLECTIVE, ORANGE



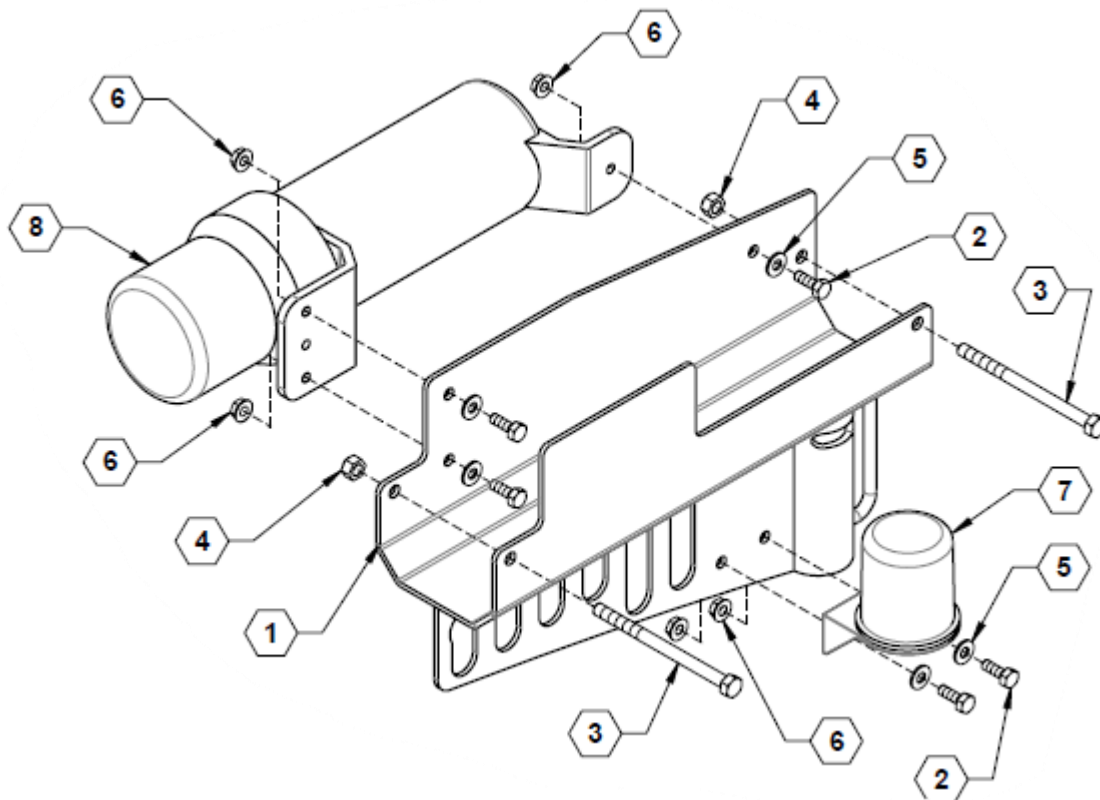
Hitch, Large



Parts List 90SAHITCHLG: Hitch, Large

ITEM	PART NO.	QTY.	DESCRIPTION
1	790002	1	HITCH, CAT 4, BOTTOM
2	790004	1	HITCH, CAT 4, TOP
3	596390M	1	BOLT, HH 3/4-10X5.5" GR8 MAGNI
4	596743M	1	NUT, NYLOCK 3/4-10 MAGNI

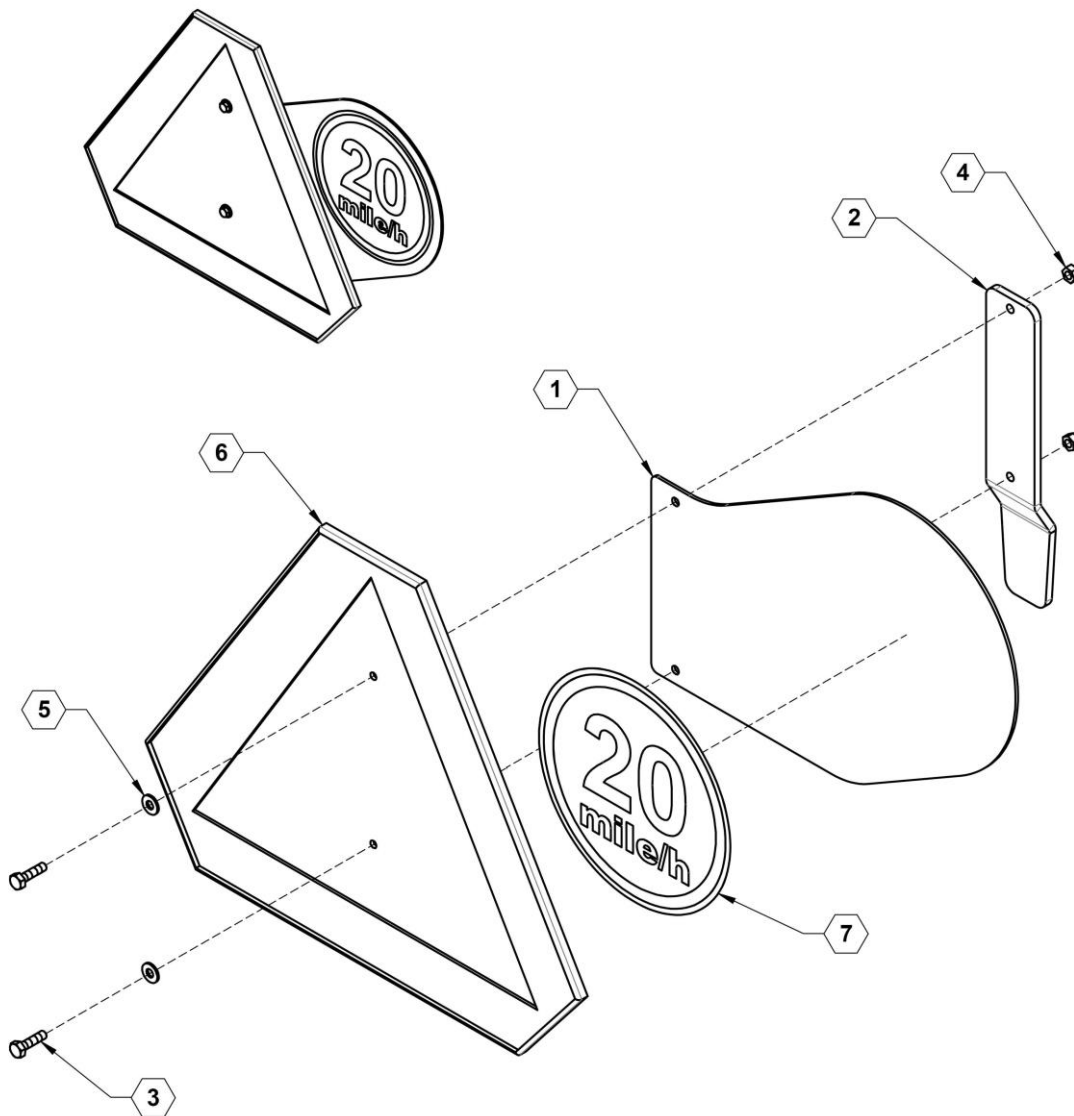
Hose & Manual Holder



Parts List 90SAHMH: Hose & Manual Holder

ITEM	PART NO.	QTY.	DESCRIPTION
1	15810	1	HOSE HOLDER WLDMNT
2	596101M	5	BOLT, HH 1/4-20X3/4 GR5 MAGNI
3	596122M	2	BOLT, HEX 5/16X4-1/2" GR5 MAGNI
4	596228M	2	NUT, HEX NYLOCK 5/16-18 MAGNI
5	596256M	5	WASHER, FLAT 1/4 USS MAGNI
6	596767M	5	NUT, HEX FLANGE 1/4-20 MAGNI
7	740018	1	LIGHT HARNESS HOLDER
8	750048	1	MANUAL HOLDER

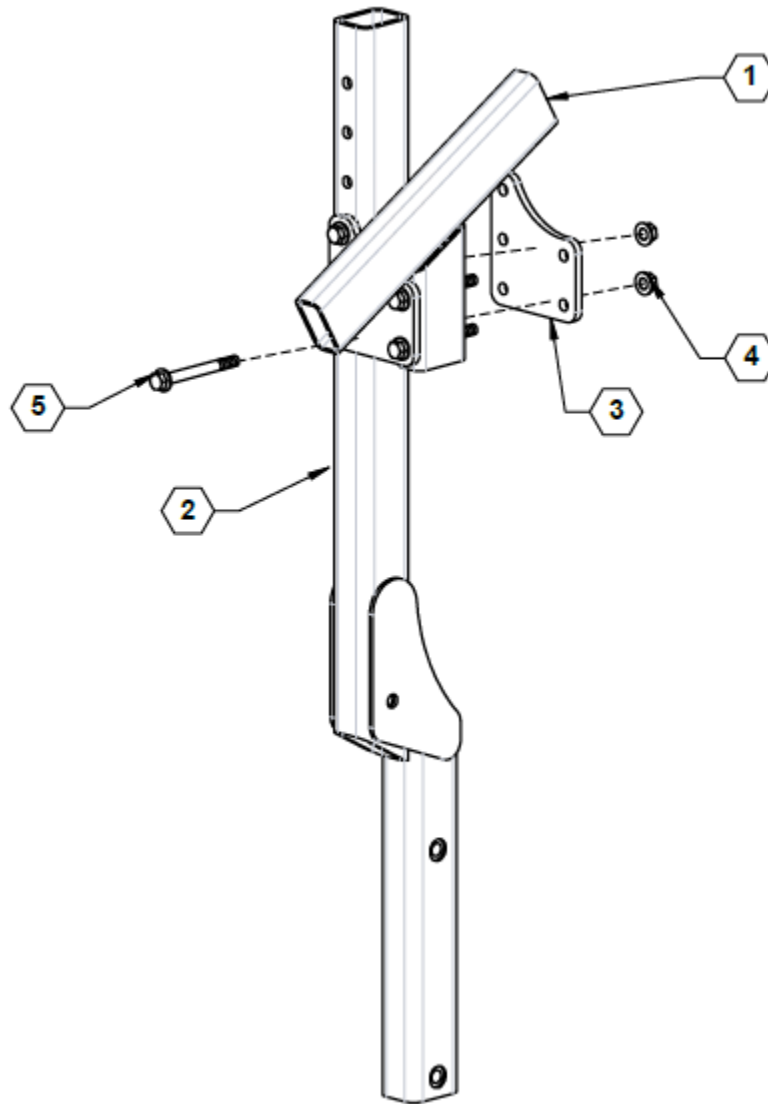
Slow Moving Vehicle Sign



Parts List 90SASMV: Slow Moving Vehicle Sign

ITEM	PART NO.	QTY.	DESCRIPTION
1	28251	1	PLATE, SIS MOUNT
2	28252	1	PLATE, SMV MOUNT
3	593102M	2	BOLT, HH 1/4-20 X 1 GR5 MAGNI
4	596227M	2	NUT, HEX NYLOCK 1/4-20 MAGNI
5	596256M	2	WASHER, FLAT 1/4 USS MAGNI
6	790017	1	SIGN, SMV PLASTIC MOLDED

Transport Rest

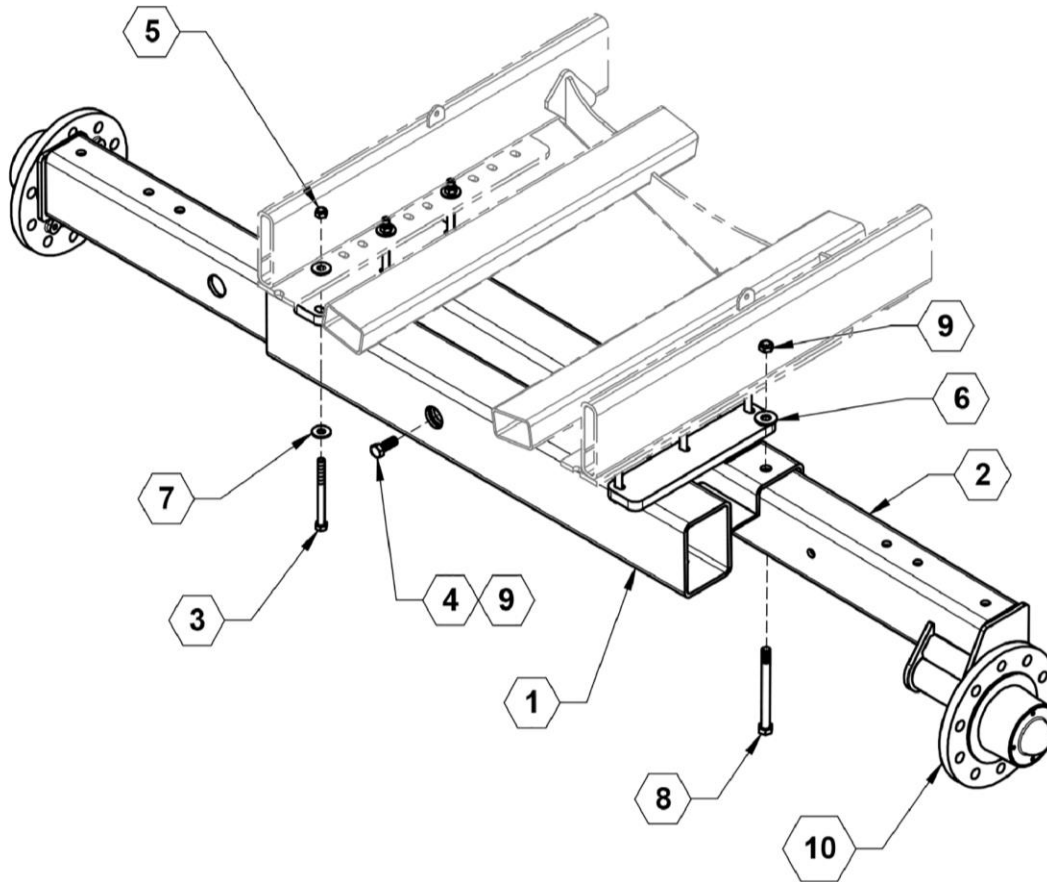


Parts List 34050 / 34278BLK: Transport Rest

ITEM	PART NO.	QTY.	DESCRIPTION
1	34060	1	(1050 / 1350) WLDMNT, REST BUMP STEEP
	34285	1	(1800 / 2400) WLDMNT, REST BUMP
2	34279	1	WLDMNT, REST
3	34286	2	PLATE, REST MOUNT
4	596742M	5	NUT, TOP LOCK FLANGE 5/8-11 MAGNI
5	596851M	5	BOLT, FLANGE 5/8 -11 X 6" GR 8 MAGNI

TRAILER AXLES, TIRES, AND TRACKS

Single Axle Adjust 15K, 62"-120"



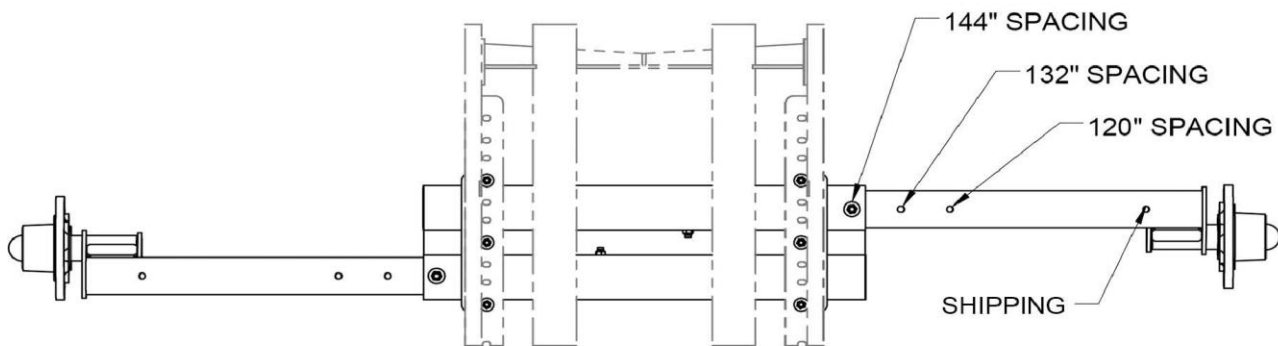
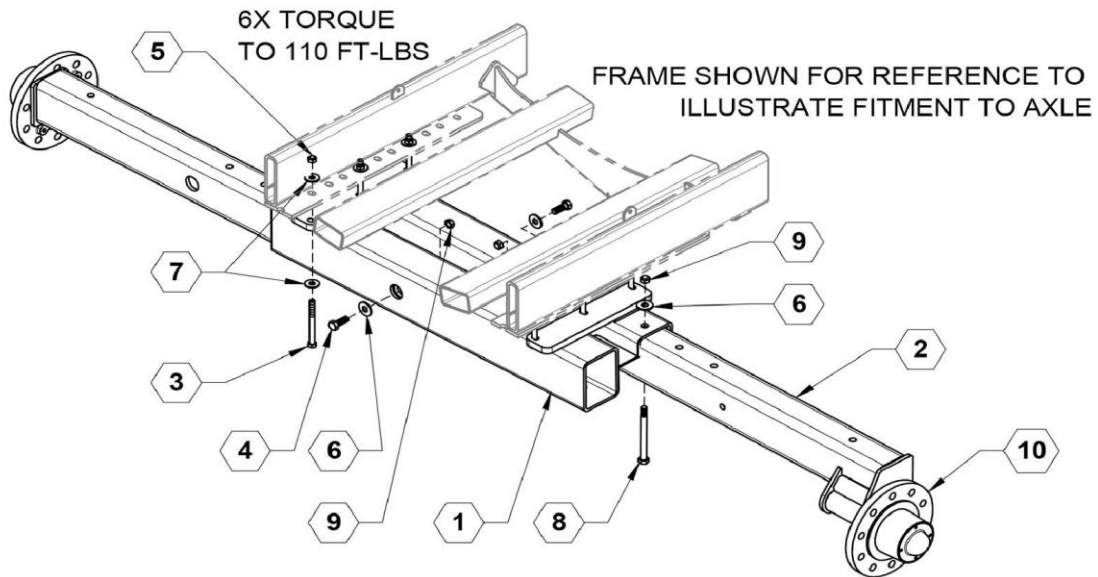
Parts List 27803: Single Axle Adjust 15K, 62"-120"

ITEM	PART NO.	QTY.	DESCRIPTION
1	13512	1	RECEIVER, AXLE
2	13518	2	15K AXLE
3	596174M	6	BOLT, HH 5/8-11 X 7 G5 MAGNI
4	596184M	2	BOLT, HH 3/4X2 GR5 MAGNI
5	596243M	6	NUT, TOPLOCK 5/8-11 G8 MAGNI
6	596259M	4	NUT, HEX 3/4-10 MAGNI
7	596261M	12	WASHER, FLAT 3/4 MAGNI
8	596488M	1	BOLT, HH 3/4-10 X 8-1/2 MAGNI
9	596626M	4	NUT, TOPLOCK 3/4-10 MAGNI
10	730010	2	15K LB 10 BOLT, 11.25 B.C. HUB Pkg

Single Axle Adjust 15K, 72"-144"

NOTES:

1. BOLTS TO BE INSTALLED IN ORIENTATION SHOWN
2. BOLTS TO BE TIGHTENED WITH 1/2" IMPACT



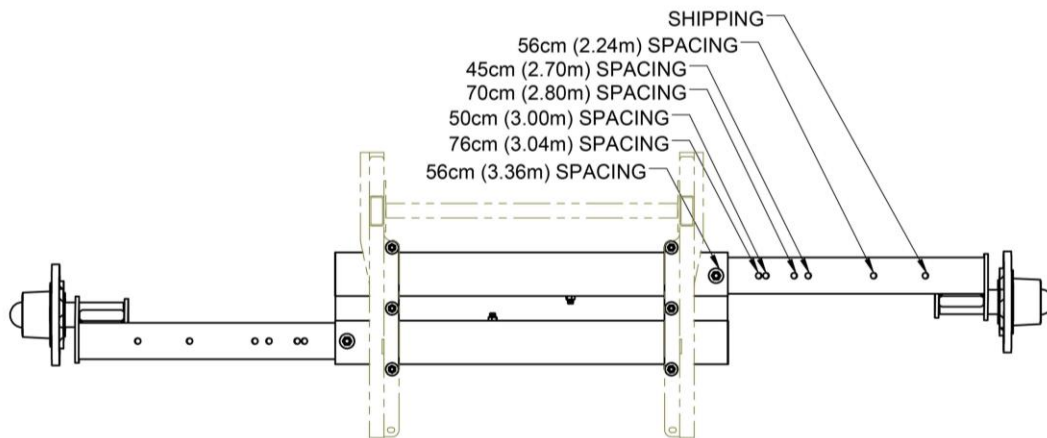
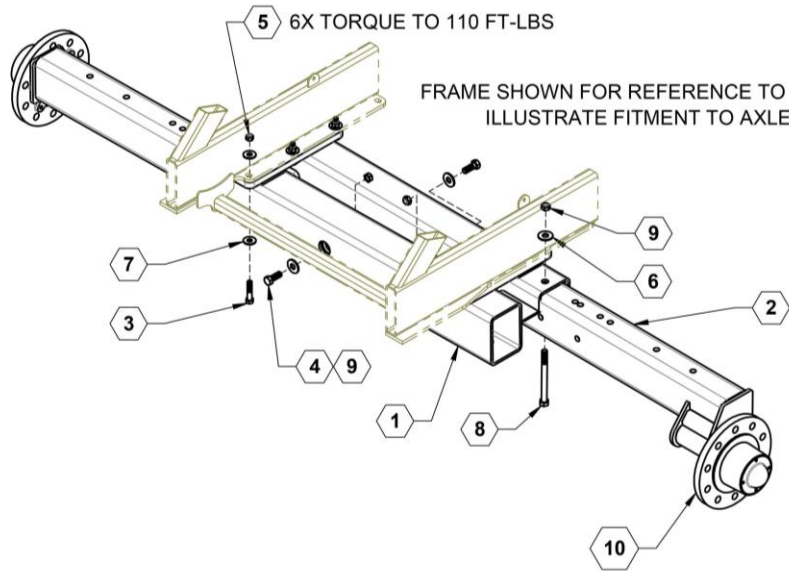
Parts List 27804: Single Axle Adjust 15K, 72"-144"

ITEM	PART NO.	QTY.	DESCRIPTION
1	13512	1	RECEIVER, AXLE
2	13752	2	72", 132", 144" AXLE
3	596174M	6	HH G5 5/8-11 X 7 MAGNI
4	596184M	2	BOLT, HH 3/4X2 GR5 MAGNI
5	596243M	6	NUT, HEX 5/8-11 MAGNI
6	596259M	4	WASHER, FLAT 3/4 MAGNI
7	596261M	12	WASHER, FLAT 5/8 MAGNI
8	596488M	2	BOLT, HH 3/4-10 X 8-1/2 MAGNI
9	596626M	4	NUT, TOPLOCK 3/4-10 MAGNI
10	730010	2	15K LB 10 BOLT, 11.25 B.C. HUB PACKAGE

Single Axle Adjust, Metric, 15k, 45cm - 76cm Spacing

NOTES:

1. BOLTS TO BE INSTALLED IN ORIENTATION SHOWN
2. BOLTS TO BE TIGHTENED WITH 1/2" IMPACT



Parts List- 27805: Single Axle Adjust, Metric, 15k, 45cm - 76cm Spacing

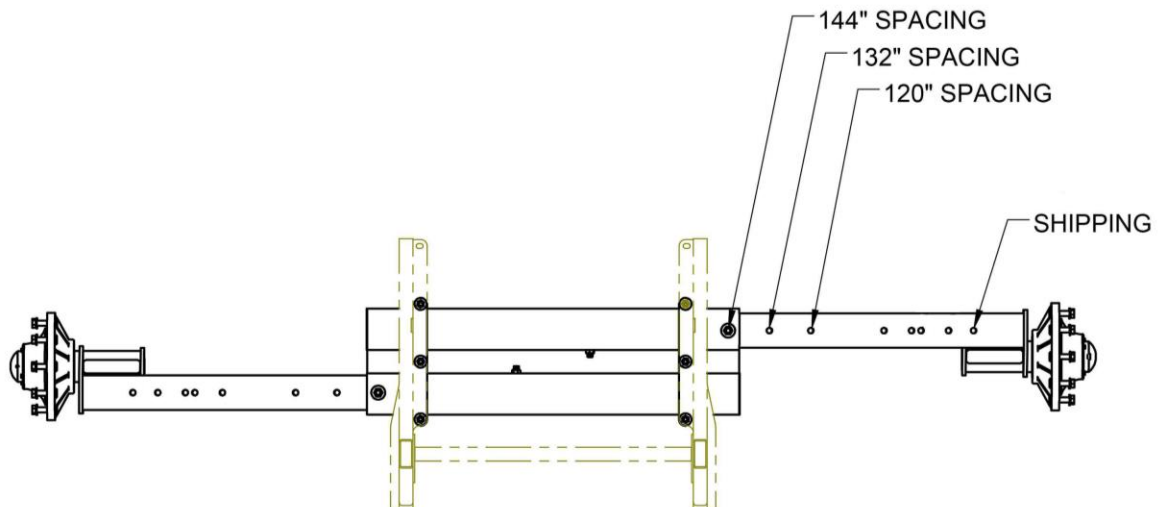
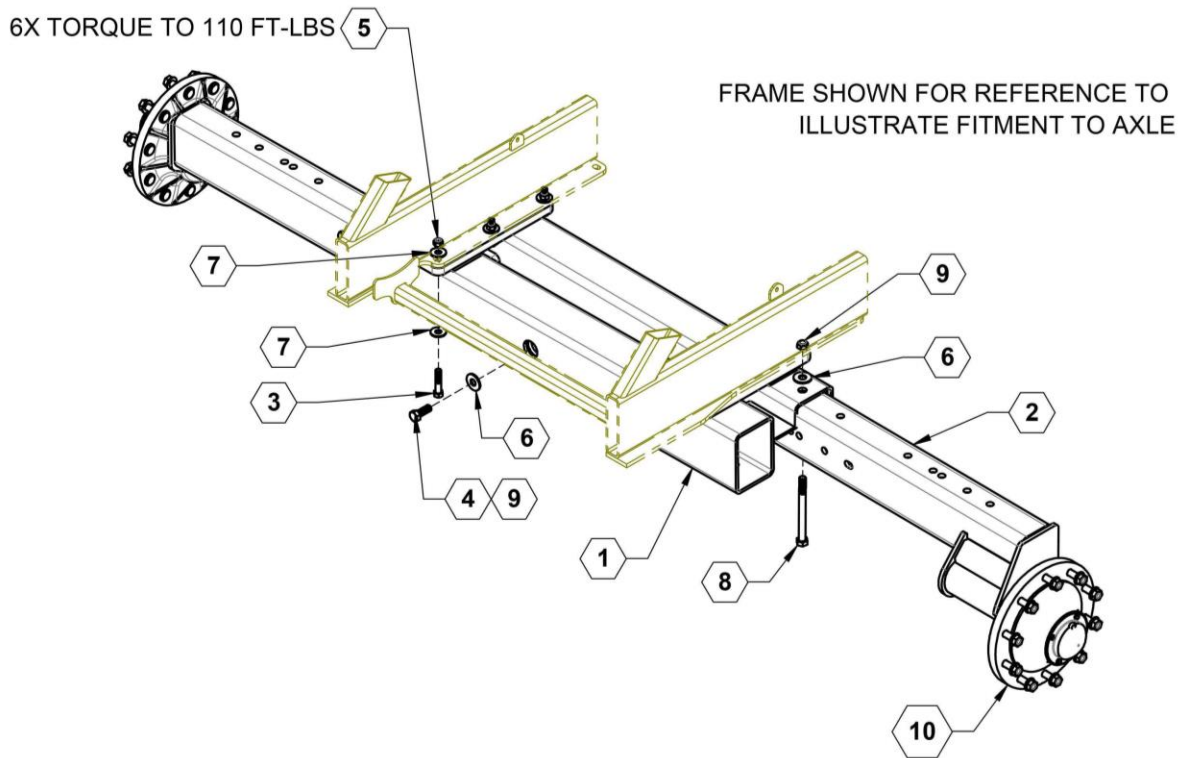
ITEM	PART NO.	QTY.	DESCRIPTION
1	13512	1	RECEIVER, AXLE
2	27106	2	15K ADJUSTABLE AXLE
3	596173M	6	BOLT, HEX 5/8 X 3 MAGNI
4	596184M	2	BOLT, HH 3/4X2 GR5 MAGNI
5	596243M	6	NUT, TOPLOCK 5/8-11 G8 MAGNI
6	596259M	4	WASHER, FLAT 3/4 MAGNI
7	596261M	12	WASHER, FLAT 5/8 MAGNI
8	596488M	2	BOLT, HH 3/4-10 X 8-1/2 G5 MAGNI
9	596626M	4	NUT, TOPLOCK 3/4-10 G5 MAGNI
10	730010	2	15K LB 10 BOLT HUB PACKAGE



Single Axle Adjust 20k, 72"-144"

NOTES:

1. BOLTS TO BE INSTALLED IN ORIENTATION SHOWN
2. BOLTS TO BE TIGHTENED WITH 1/2" IMPACT



Parts List 27806: Single Axle Adjust 20k, 72"-144"

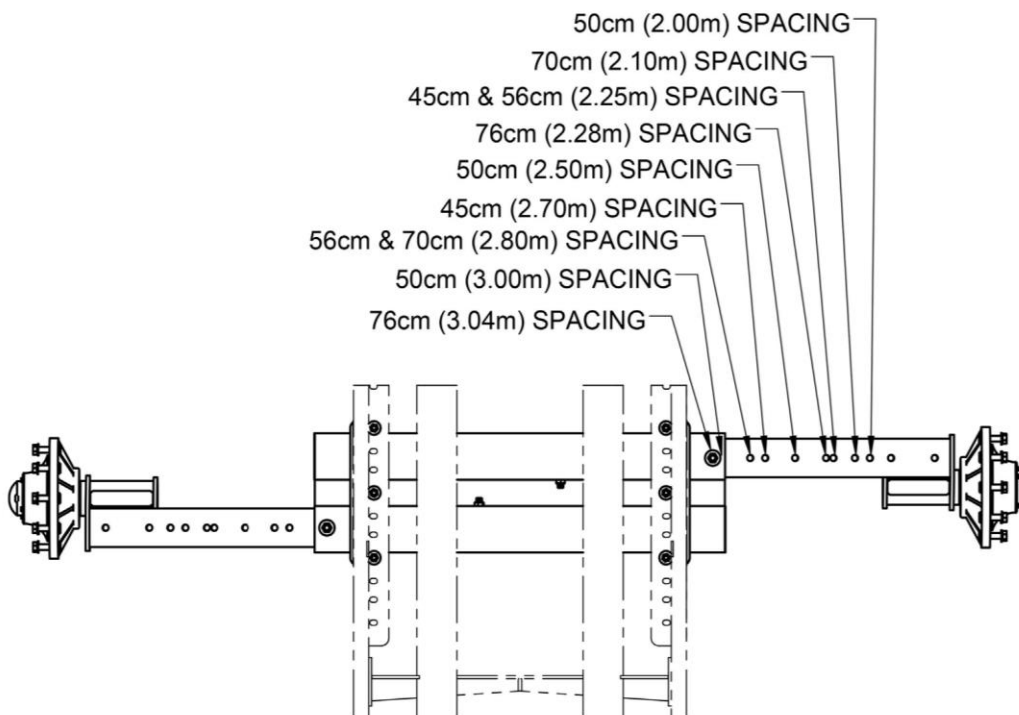
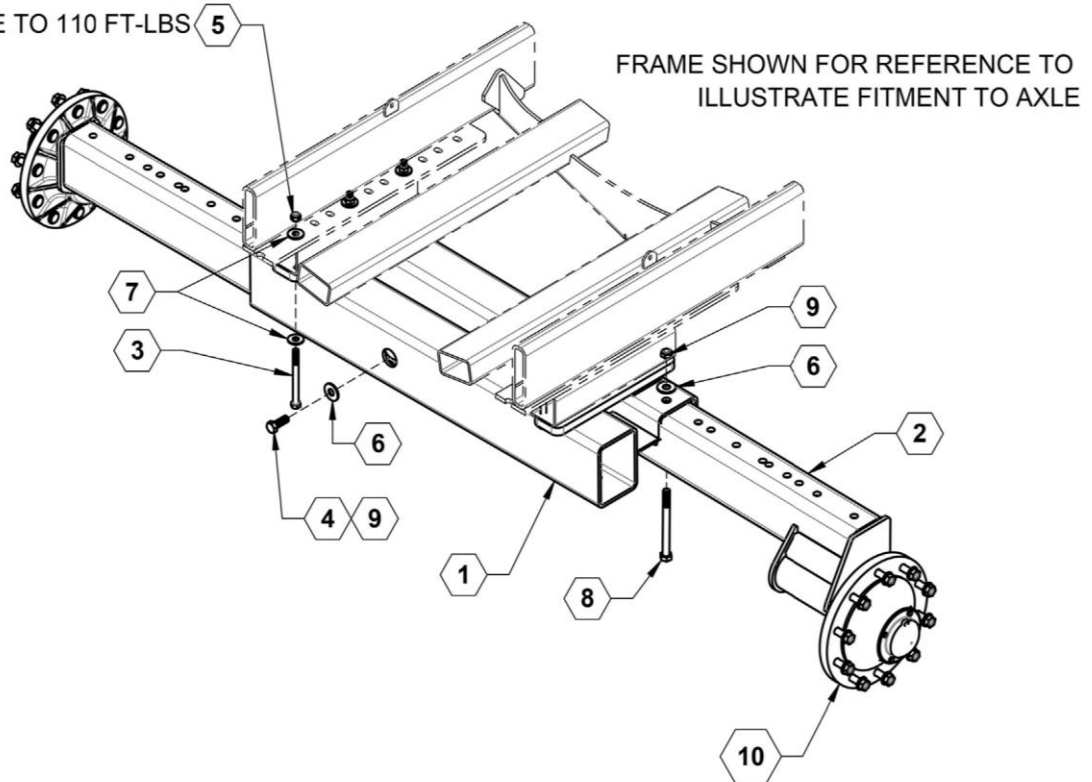
ITEM	PART NO.	QTY.	DESCRIPTION
1	13512	1	RECEIVER, AXLE WELDMENT
2	18386	2	AXLE, 20K ADJUSTABLE
3	596173M	6	BOLT, HEX 5/8 X 3 MAGNI
4	596184M	2	BOLT, HH 3/4X2 GR5 MAGNI
5	596243M	6	NUT, TOPLOCK 5/8-11 G8 MAGNI
6	596259M	4	WASHER, FLAT 3/4 MAGNI
7	596261M	12	WASHER, FLAT 5/8 MAGNI
8	596488M	2	BOLT, HH 3/4-10 X 8-1/2 G5 MAGNI
9	596626M	4	NUT, TOPLOCK 3/4-10 G5 MAGNI
10	730029	2	Q881 HUB PACKAGE WITH LONG STUDS 20K

Single Axle Adjust, Metric 20k 45cm - 76cm Spacing

NOTES:

1. BOLTS TO BE INSTALLED IN ORIENTATION SHOWN
2. BOLTS TO BE TIGHTENED WITH 1/2" IMPACT

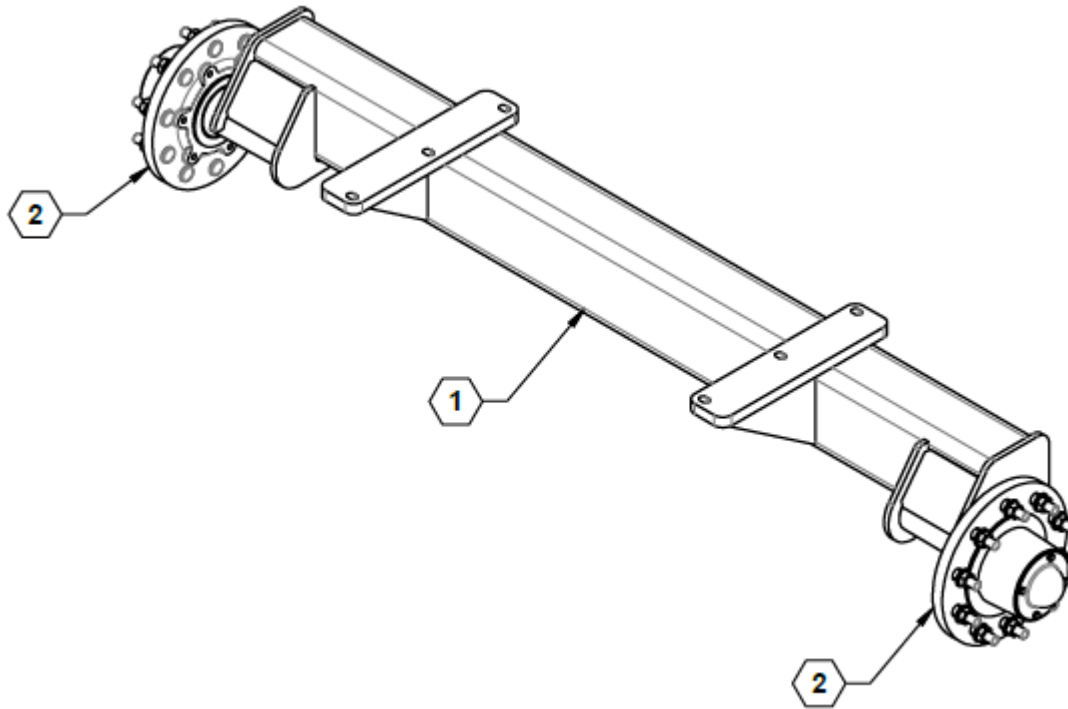
6X TORQUE TO 110 FT-LBS



Parts List 27807: Single Axle Adjust, Metric 20k 45cm - 76cm Spacing

ITEM	PART NO.	QTY.	DESCRIPTION
1	13512	1	RECEIVER, AXLE WELDMENT
2	27945	2	20K AXLE METRIC
3	596174M	6	BOLT, HH 5/8-11 X 7 G5 MAGNI
4	596184M	2	BOLT, HH 3/4X2 GR5 MAGNI
5	596243M	6	NUT, TOPLOCK 5/8-11 G8 MAGNI
6	596259M	4	WASHER, FLAT 3/4 MAGNI
7	596261M	12	WASHER, FLAT 5/8 MAGNI
8	596488M	2	BOLT, HH 3/4-10 X 8-1/2 G5 MAGNI
9	596626M	4	NUT, TOPLOCK 3/4-10 G5 MAGNI
10	730029	2	Q881 HUB PACKAGE WITH LONG STUDS 20K

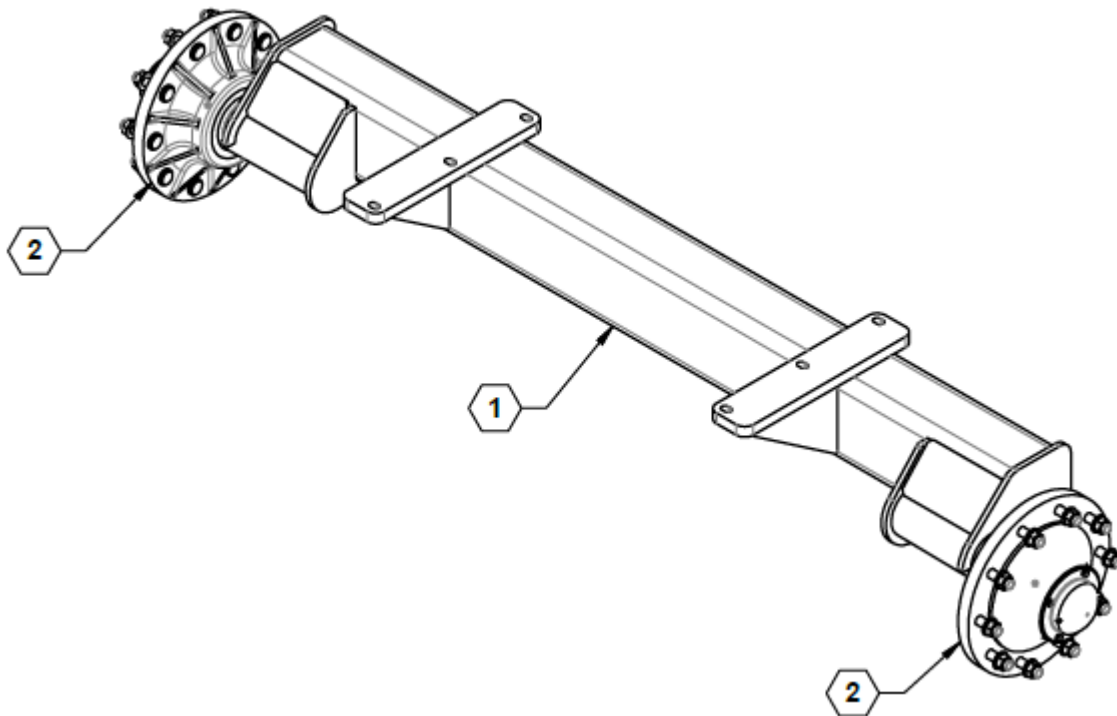
Single Axle Fixed 15k



Parts List 34289 / 34376 - 34379: Single Axle Fixed 15k

ITEM	PART NO.	QTY.	DESCRIPTION
1	16888	1	AXLE, 15000 LB, 88" SPC
	16695	1	AXLE, 15000 LB, 120" SPC
	18433	1	AXLE, 15000 LB, 132" SPC
	16921	1	AXLE, 15000 LB, 144" SPC
	18352	1	AXLE, 15000 LB, 152" SPC
2	730010	2	HUB PKG Q873

Single Axle Fixed 20k



Parts List 34380 - 34382: Single Axle Fixed 20k

ITEM	PART NO.	QTY.	DESCRIPTION
1	18435	1	AXLE, 20000 LB, 88" SPC
	18430	1	AXLE, 20000 LB, 120" SPC
	18416	1	AXLE, 20000 LB, 132" SPC
2	730029	2	Q881 HUB PACKAGE WITH LONG STUDS 20K

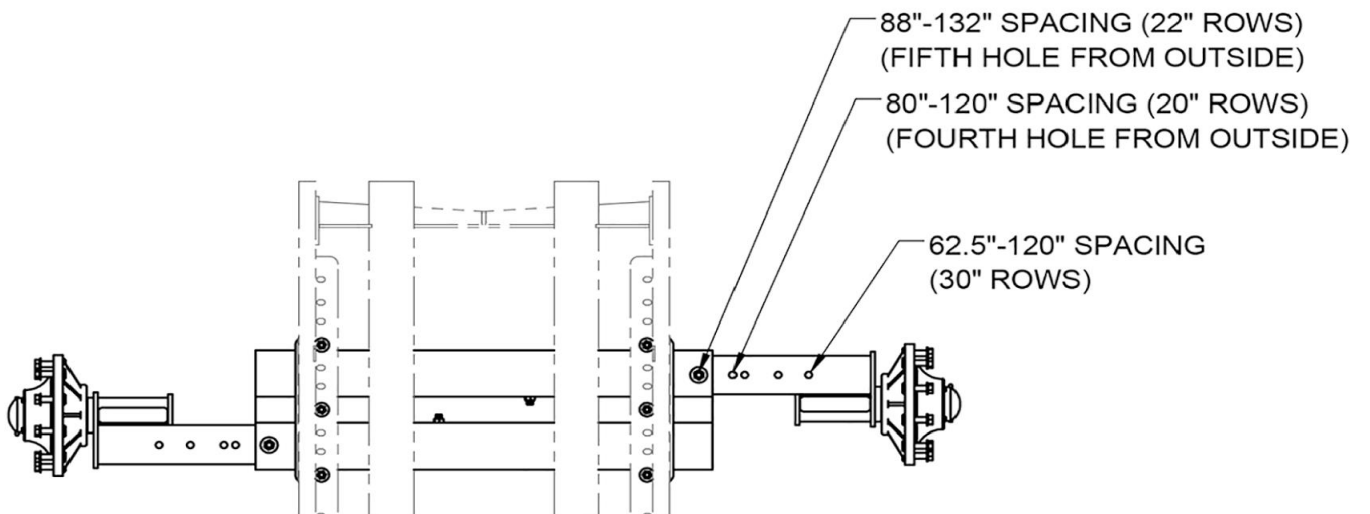
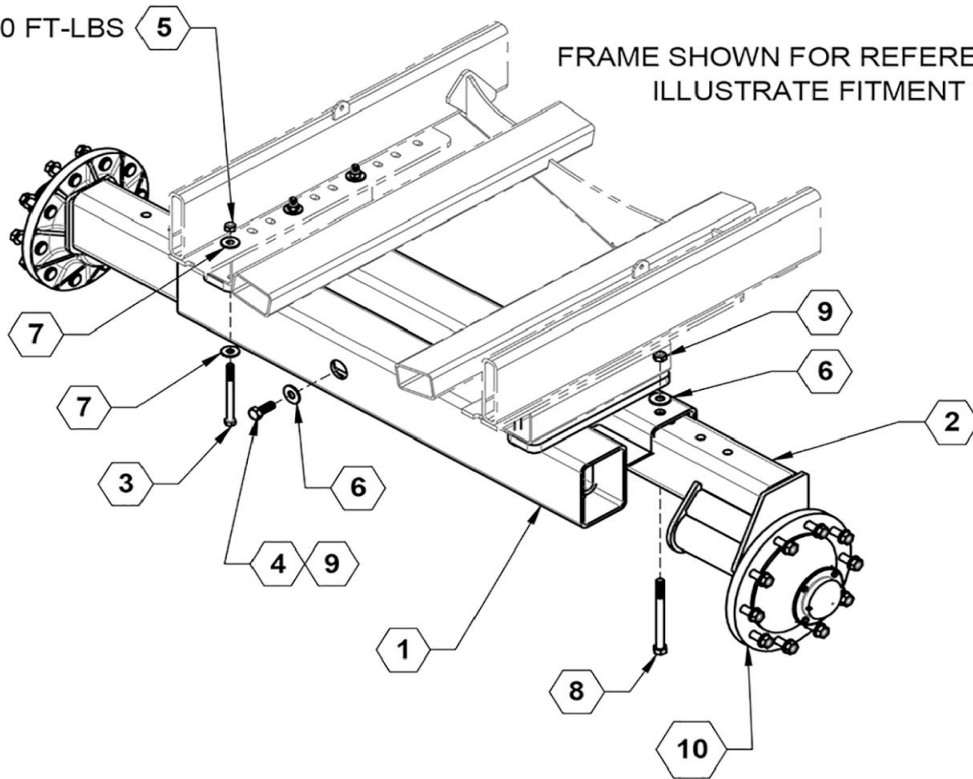
Duals Axle Adjust, 62.5/120", 80/120", 88/132"

NOTES:

1. BOLTS TO BE INSTALLED IN ORIENTATION SHOWN
2. BOLTS TO BE TIGHTENED WITH 1/2" IMPACT

6X TORQUE TO 110 FT-LBS

FRAME SHOWN FOR REFERENCE TO ILLUSTRATE FITMENT TO AXLE



Parts List 27808: Duals Axle Adjust, 62.5/120", 80/120", 88/132"

ITEM	PART NO.	QTY.	DESCRIPTION
1	16061	1	RECEIVER, AXLE, DUAL
2	18386	2	AXLE, 20K ADJUSTABLE
3	596174M	6	BOLT, HH G5 5/8-11 X 7 MAGNI
4	596184M	2	BOLT, HH 3/4X2 GR5 MAGNI
5	596243M	6	NUT, TOPLOCK. 5/8-11 MAGNI
6	596259M	4	WASHER, FLAT 3/4 MAGNI
7	596261M	12	WASHER, FLAT 5/8 MAGNI
8	596488M	2	BOLT, HH 3/4-10 X 8-1/2 MAGNI
9	596626M	4	NUT, TOPLOCK. 3/4-10 MAGNI
10	730029	2	Q881 HUB PACKAGE WITH LONG STUDS 20K

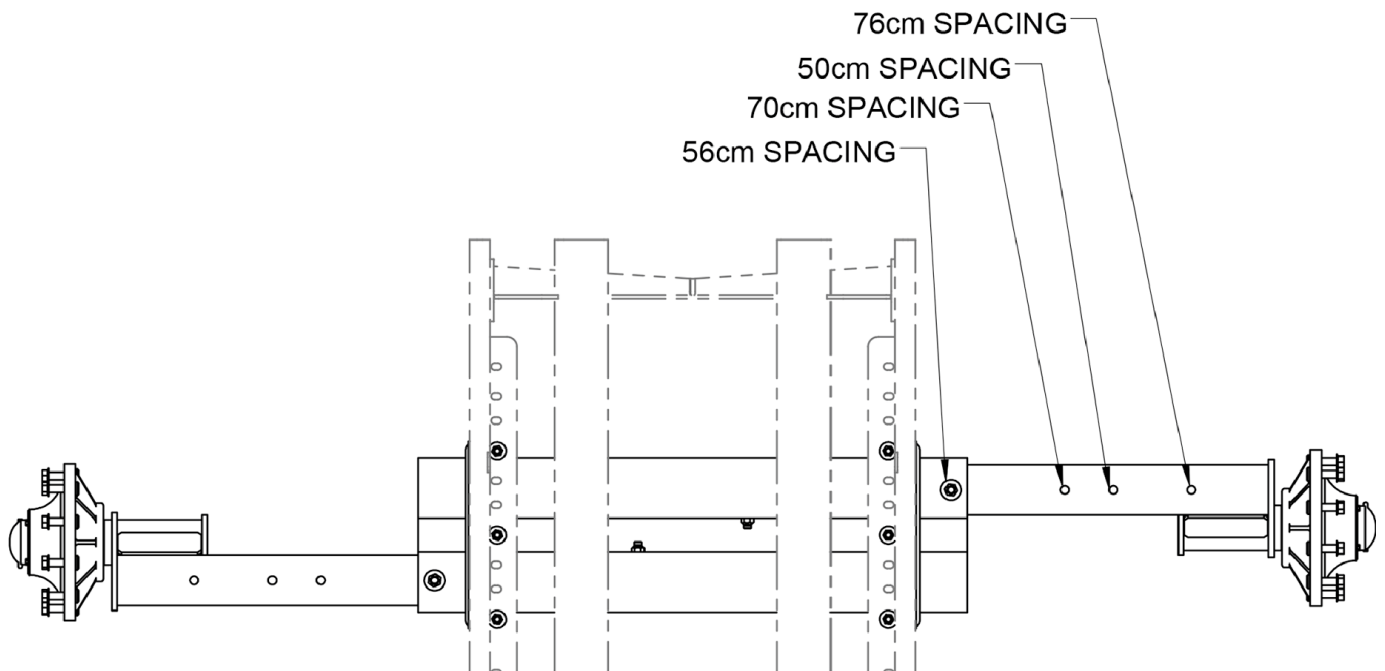
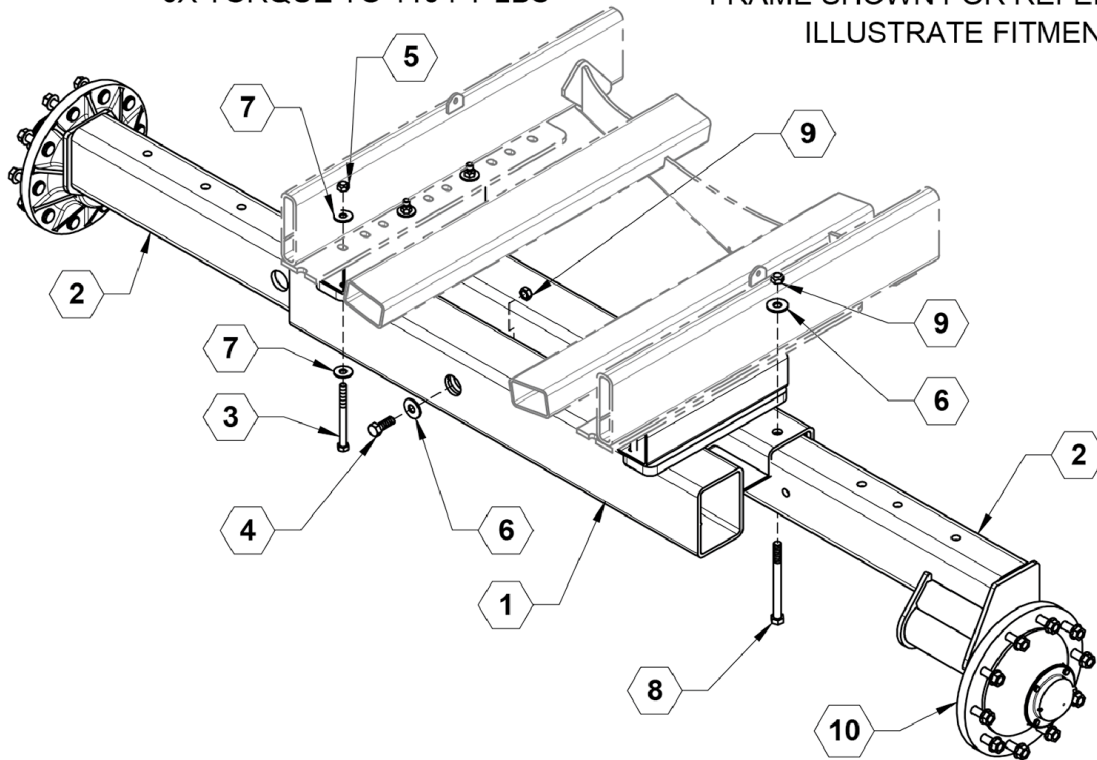
Duals Axle Adjust, Metric, 50cm-76cm

NOTES:

1. BOLTS TO BE INSTALLED IN ORIENTATION SHOWN
2. BOLTS TO BE TIGHTENED WITH 1/2" IMPACT

6X TORQUE TO 110 FT-LBS

FRAME SHOWN FOR REFERENCE TO ILLUSTRATE FITMENT TO AXLE



Parts List 27809: Duals Axle Adjust, Metric, 50cm-76cm

ITEM	PART NO.	QTY.	DESCRIPTION
1	16061	1	RECEIVER, AXLE, DUAL
2	27109	2	20K ADJUSTABLE AXLE
3	596174M	6	HH G5 5/8-11 X 7 MAGNI
4	596184M	2	BOLT, HH 3/4X2 GR5 MAGNI
5	596243M	6	NUT, TOPLOCK 5/8-11 MAGNI
6	596259M	10	WASHER, FLAT 3/4 MAGNI
7	596261M	12	WASHER, FLAT 5/8 MAGNI
8	596488M	2	BOLT, HH 3/4-10 X 8-1/2 MAGNI
9	596626M	4	NUT, TOPLOCK 3/4-10 G5 MAGNI
10	730029	2	Q881 HUB PACKAGE WITH LONG STUDS 20K

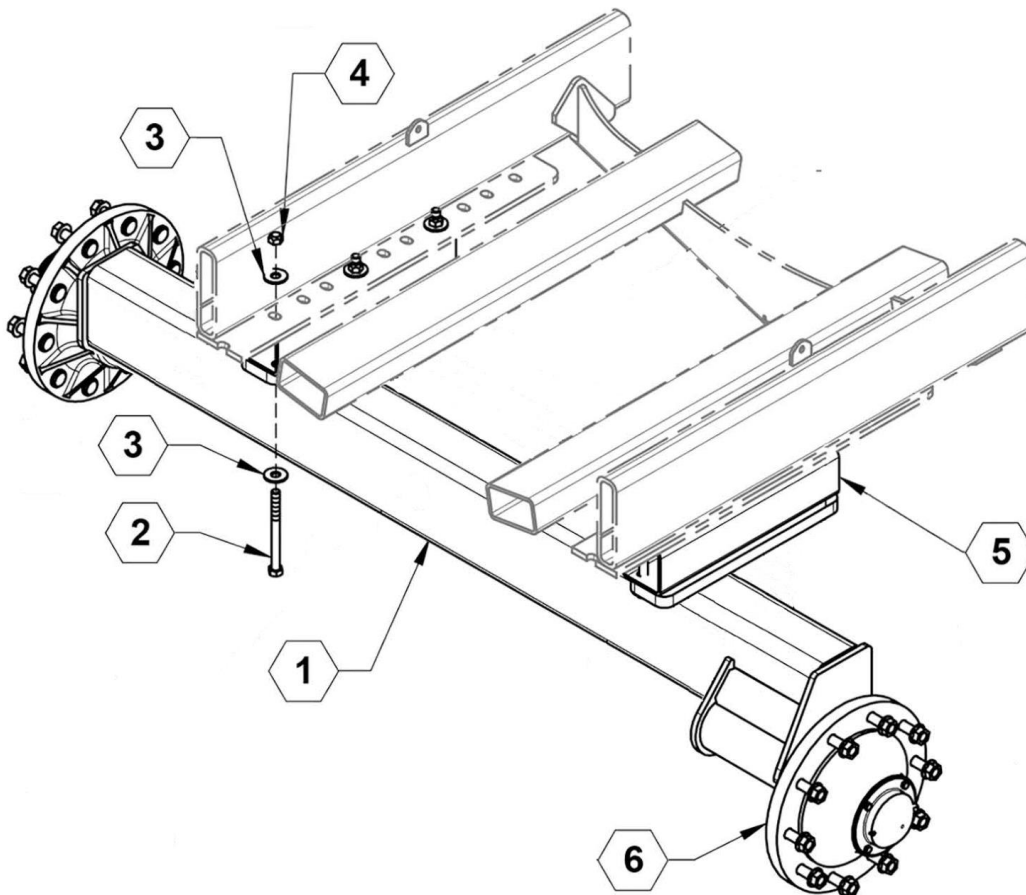
Duals Axle, Fixed

NOTES:

1. BOLTS TO BE INSTALLED IN ORIENTATION SHOWN
2. BOLTS TO BE TIGHTENED WITH 1/2" IMPACT

FRAME SHOWN FOR REFERENCE TO
ILLUSTRATE FITMENT TO AXLE

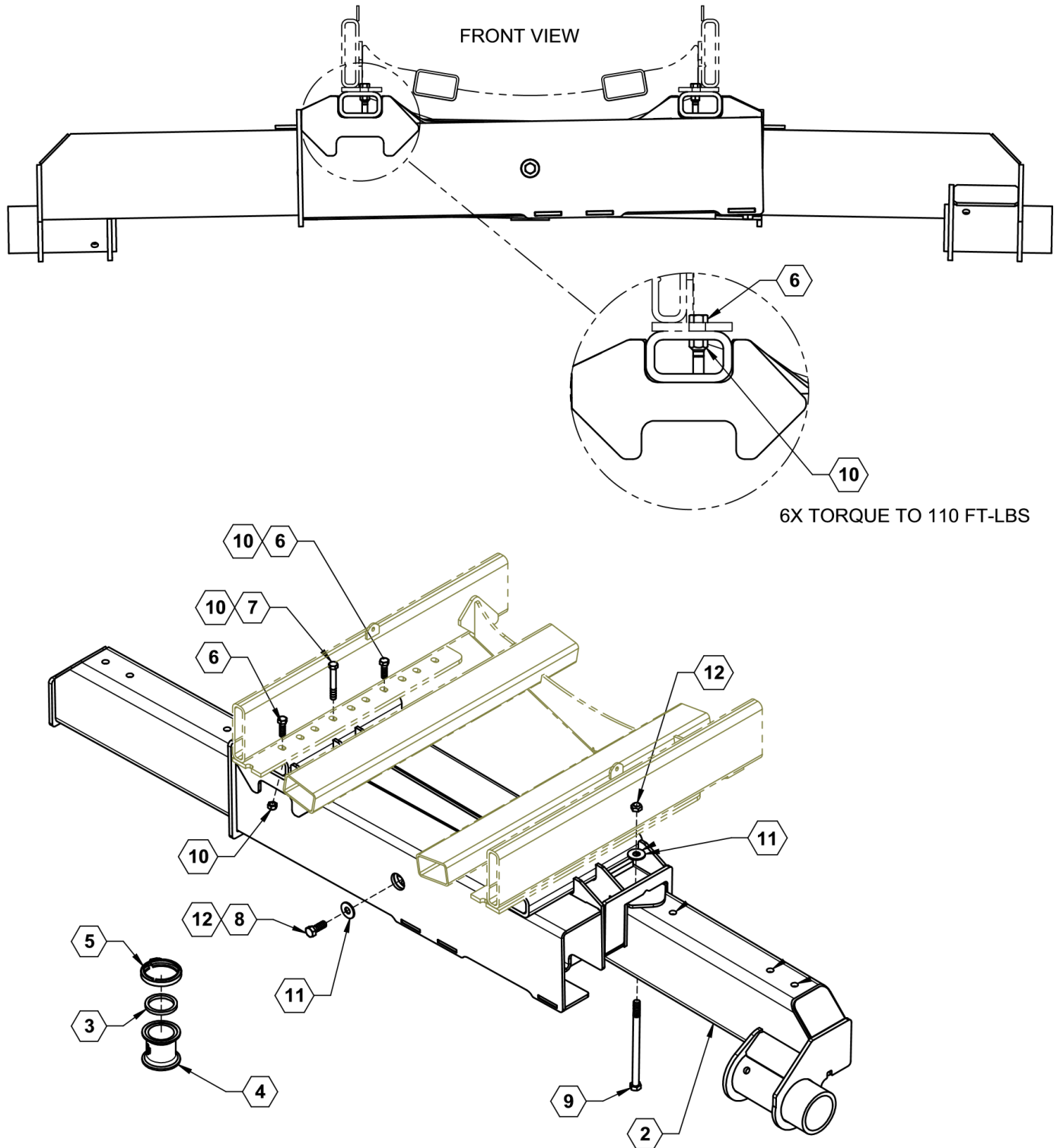
6X TORQUE TO 110 FT-LBS



Parts List 10907 / 10910 / 10913: Duals Axle, Fixed

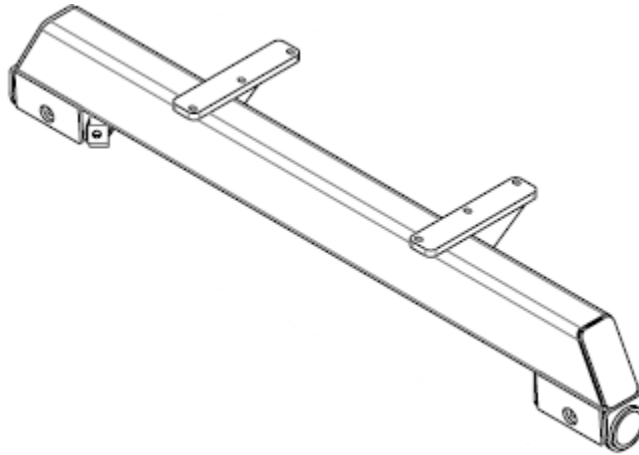
ITEM	PART NO.	QTY.	DESCRIPTION
N.S.	800253	2	DECAL, WHEEL LUG NUT TORQUE
1	10917	1	AXLE, DUAL, 62.5"-120", 20,000#, NON-ADJUSTABLE
	10911	1	AXLE, DUAL, 80"-120", 20,000#, NON-ADJUSTABLE
	10908	1	AXLE, DUAL, 88"-132", 20,000#, NON-ADJUSTABLE
2	596174M	6	HH G5 5/8-11 X 7 MAGNI
3	596261M	12	WASHER, FLAT 5/8 MAGNI
4	596243M	6	NUT, TOPLOCK 5/8-11 MAGNI
5	710030	2	SPACER, DUAL, 13-3/4"
6	730029	2	Q881 HUB PACKAGE WITH LONG STUDS 20K

Tracks Axle Adjust, 45/76CM, 80/132", 84/144"



Parts List 26742 / 26743 / 27091: Tracks Axle Adjust, 45/76CM, 80/132", 84/144"

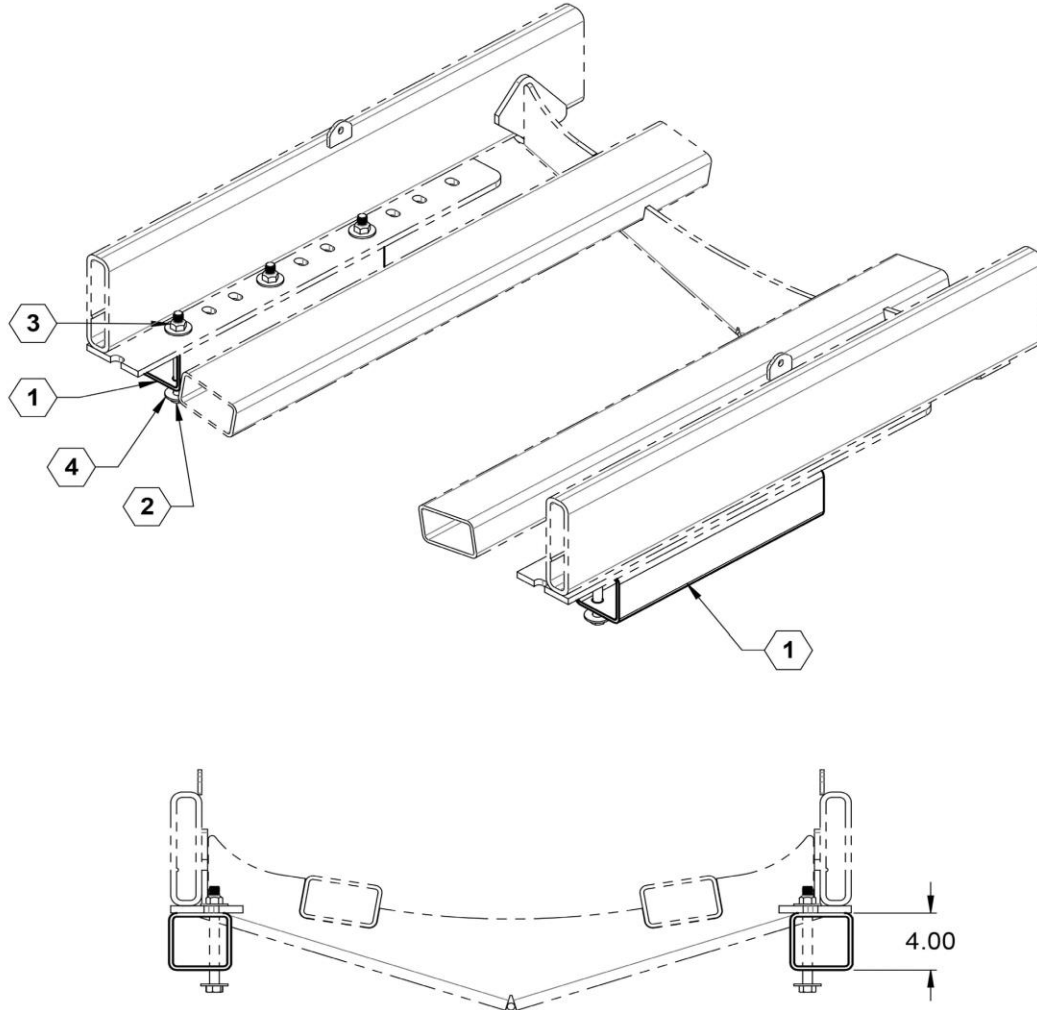
ITEM	PART NO.	QTY.	DESCRIPTION
1	23955	1	AXLE RECEIVER
2	23958	2	80 - 132" ADJUSTABLE AXLE
	26312	2	84 - 144" ADJUSTABLE AXLE
	26994	2	45 - 76CM ADJUSTABLE AXLE
3	530024	1	GASKET, 3" EPDM
4	530443	1	FLANGE COUPLING 3"
5	540003	1	CLAMP, WORM SCREW 3"
6	596170M	4	BOLT, HH 5/8-11X2 GR5 MAGI
7	596177M	2	BOLT, HH 5/8-11X4.5 GR5 MAGI
8	596184M	2	BOLT, HH 3/4-11X2 GR5 MAGI
9	596210M	2	BOLT, HH 3/4-10X12 GR5 MAGI
10	596243M	6	NUT, TOPLOCK 5/8-11 G8 MAGNI
11	596259M	4	WASHER, FLAT 3/4 MAGNI
12	596626M	4	NUT, TOPLOCK 3/4-10 G8 MAGNI
NS	800259	1	DECAL, CAUTION - TRACK FIRE

Tracks Axle Fixed**Parts List 21370: Tracks Axle Fixed**

ITEM	PART NO.	QTY.	DESCRIPTION
-	21370	1	TRACK AXLE, 120"

4 Inch Axle Spacer

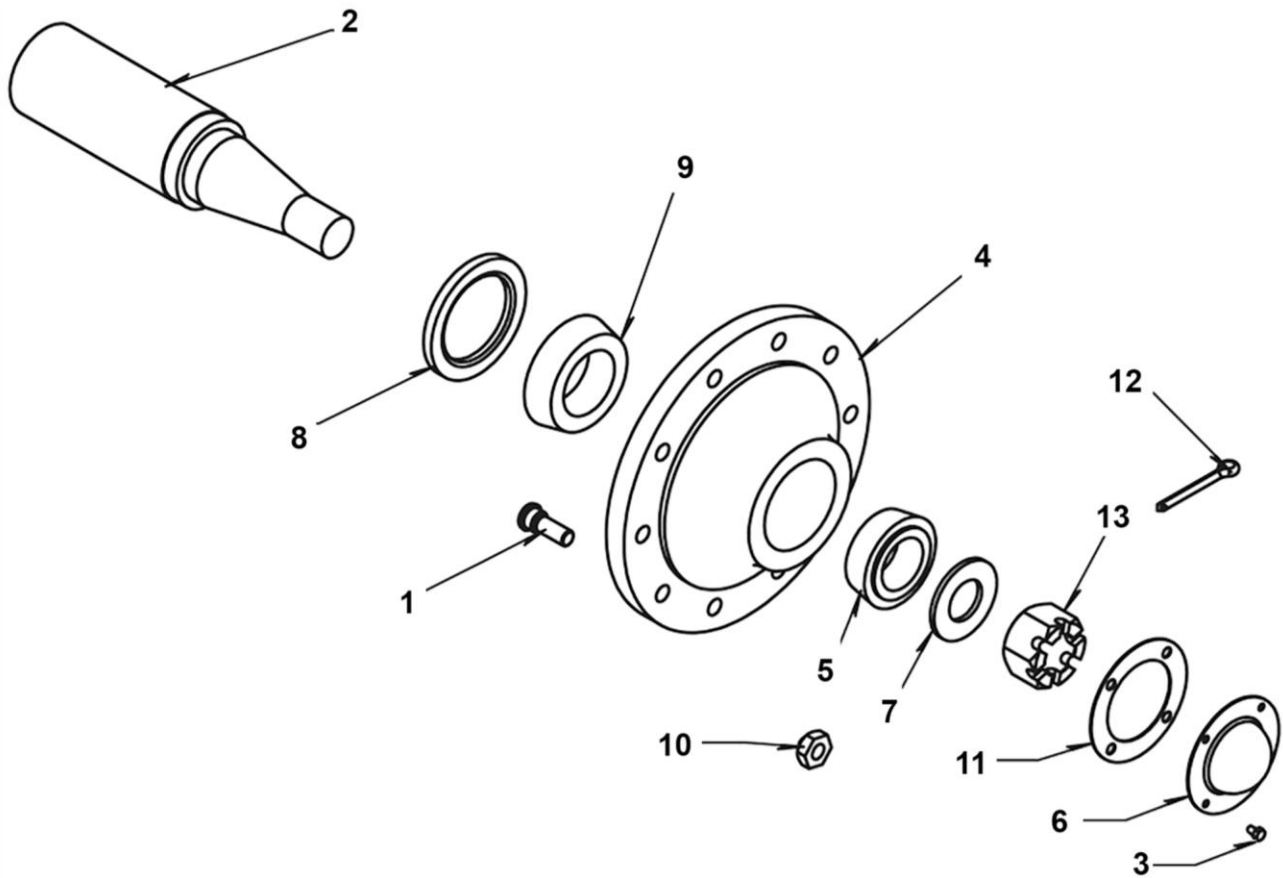
NOTE:
1. MOUNTS BETWEEN AXLE WELDMENT AND FRAME



Parts List 26756: 4 Inch Axle Spacer

ITEM	PART NO.	QTY.	DESCRIPTION
1	16457	2	TUBE, 4" AXLE RISER
2	596174M	6	BOLT, HH 5/8-11 X 7 G5 MAGNI
3	596243M	6	NUT, TOPLOCK 5/8-11 G8 MAGNI
4	596261M	12	WASHER, FLAT 5/8 MAGNI

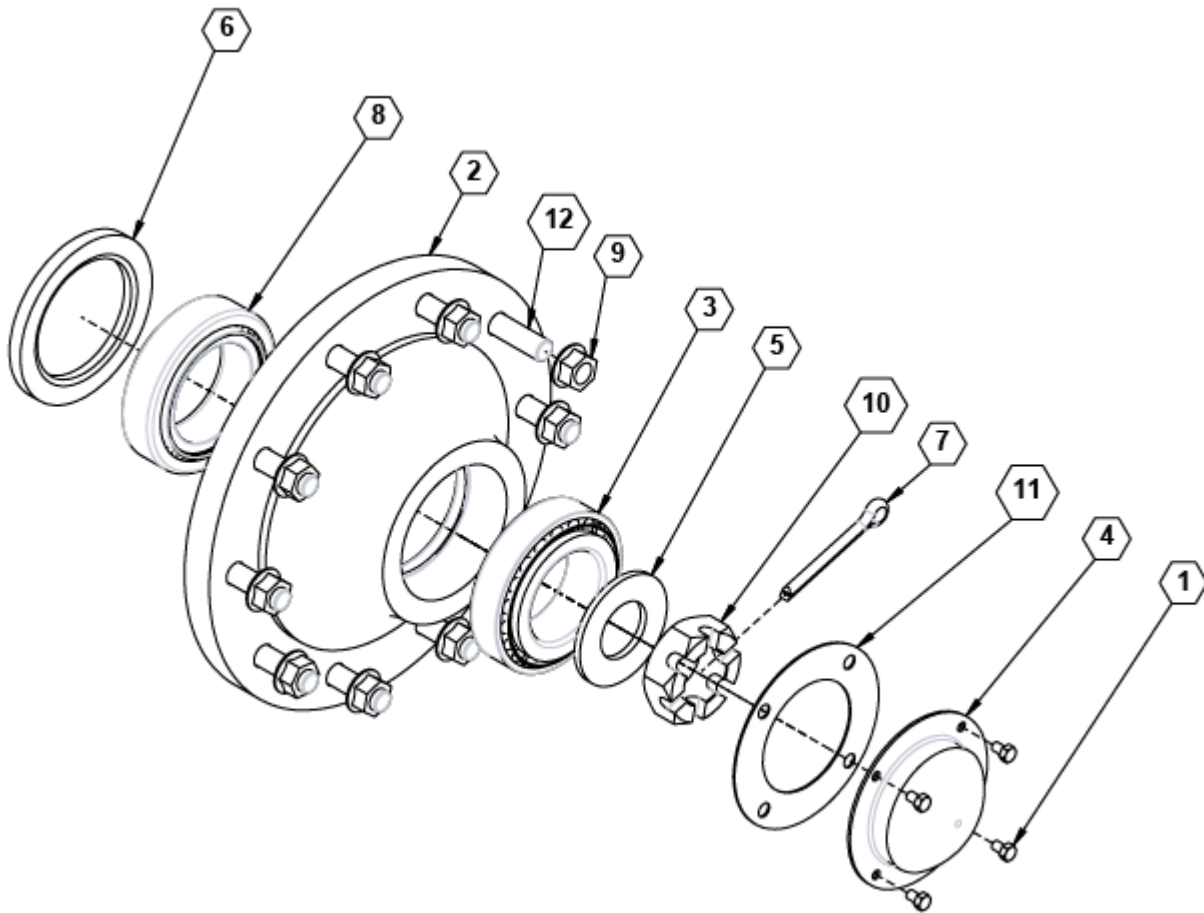
N873 15K/18.5K Hub Assembly 10 Bolt, 11.25" B.C.



Parts List 730110: 15K/18.5K Hub Assembly 10 Bolt, 11.25" B.C.

ITEM	PART NO.	QTY.	DESCRIPTION
	730110	1	N873 15K/18.5K HUB ASSEMBLY COMPLETE (ITEMS 1-13)
1	54101216	10	WHEEL STUD
2	730111	1	SPINDLE, 18500 LB
3	730017	4	5/16 x 1/2" BOLT
4	730110	1	N873 Hub Package, 18.5k
5	130012	1	FRONT BEARING
6	730072	1	HUB CAP
7	730018	1	WASHER
8	730013	1	SEAL
9	730011	1	REAR BEARING
10	730051	10	LUG NUT
11	730016	1	HUB CAP SEAL
12	COTTER PIN	1	COTTER PIN
13	730014	1	2" CASTLE NUT

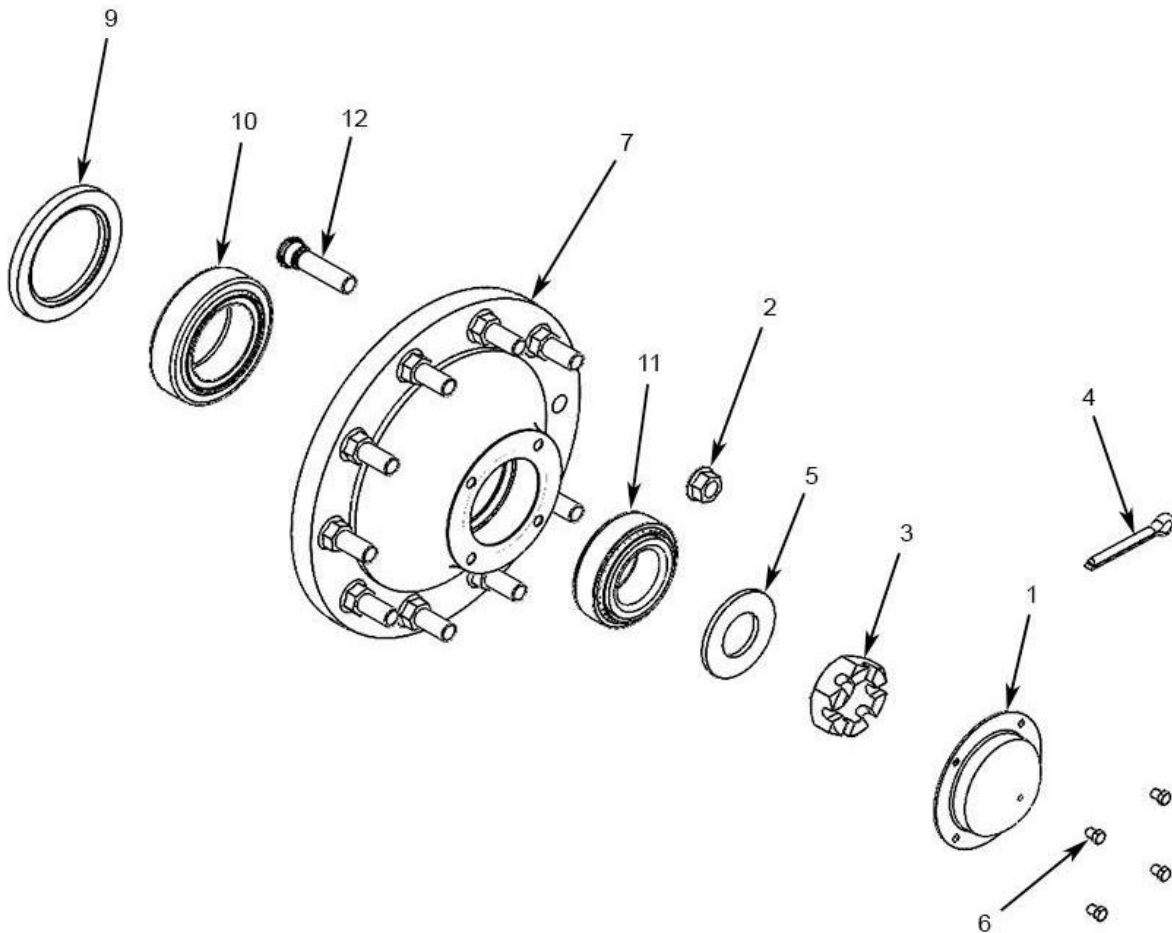
Q881 20K Hub Assembly, 10 Bolt, 13.19" B.C.



Parts List 730029: Q881 20K Hub Assembly, 10 Bolt, 13.19" B.C.

ITEM	PART NO.	QTY.	DESCRIPTION
	730029	1	Q881 20K HUB ASSEMBLY COMPLETE (ITEMS 1-12)
1	730017	4	5/16 x 1/2" BOLT
2	730029	1	Q881 HUB, 20k
3	730037	1	OUTER CONE, (BRG), 19K/20K HUB
4	730039	1	HUB CAP
5	730040	1	WASHER
6	730041	1	SEAL
7	730042	1	COTTER PIN
8	730043	1	BEARING, INNER 20K HUB
9	730051	10	NUT, HEX FLANGE 3/4-16 WHEEL
10	730056	1	2-12 CASTLE NUT
11	730061	1	HUB CAP SEAL
12	GR953035	10	WHEEL STUD 3/4"-16

Q981 25K Hub Assembly, 10 Bolt, 13.19" B.C.

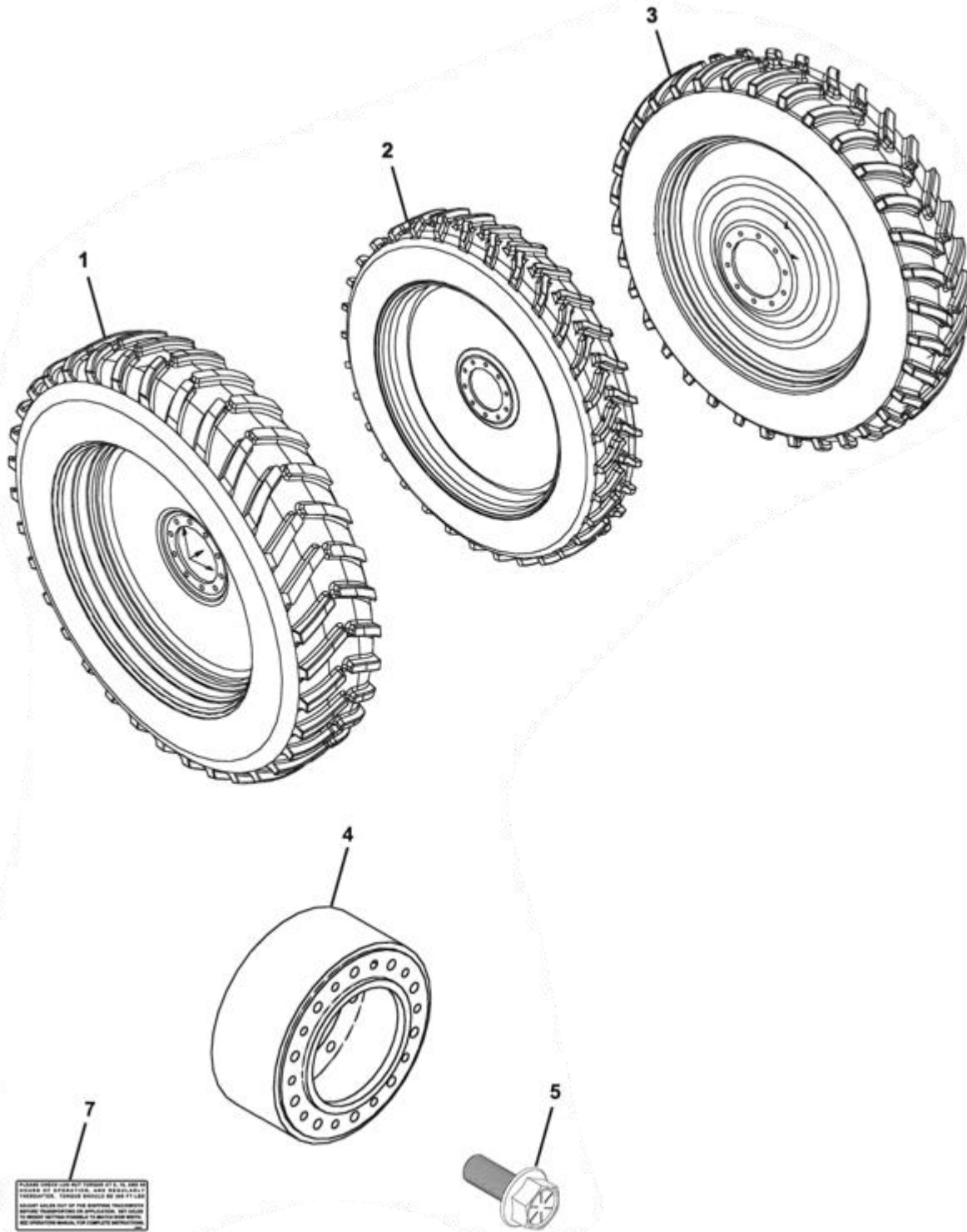


Parts List 730086: Q981 25K Hub Assembly, 10 Bolt, 13.19" B.C.

ITEM	PART NO.	QTY.	DESCRIPTION
	730086	1	Q981 25K HUB ASSEMBLY COMPLETE
1	730039	1	HUB CAP
2	730051	10	LUG NUT
3	730056	1	CASTLE NUT
4	730042	1	COTTER PIN
5	730040	1	WASHER
6	730017	4	BOLT
7	730029	1	HUB
8	730061	1	PLATE
9	730041	1	SEAL
10	730043	1	INNER BEARING
11	730037	1	OUTER BEARING
12	5410216	10	WHEEL STUD



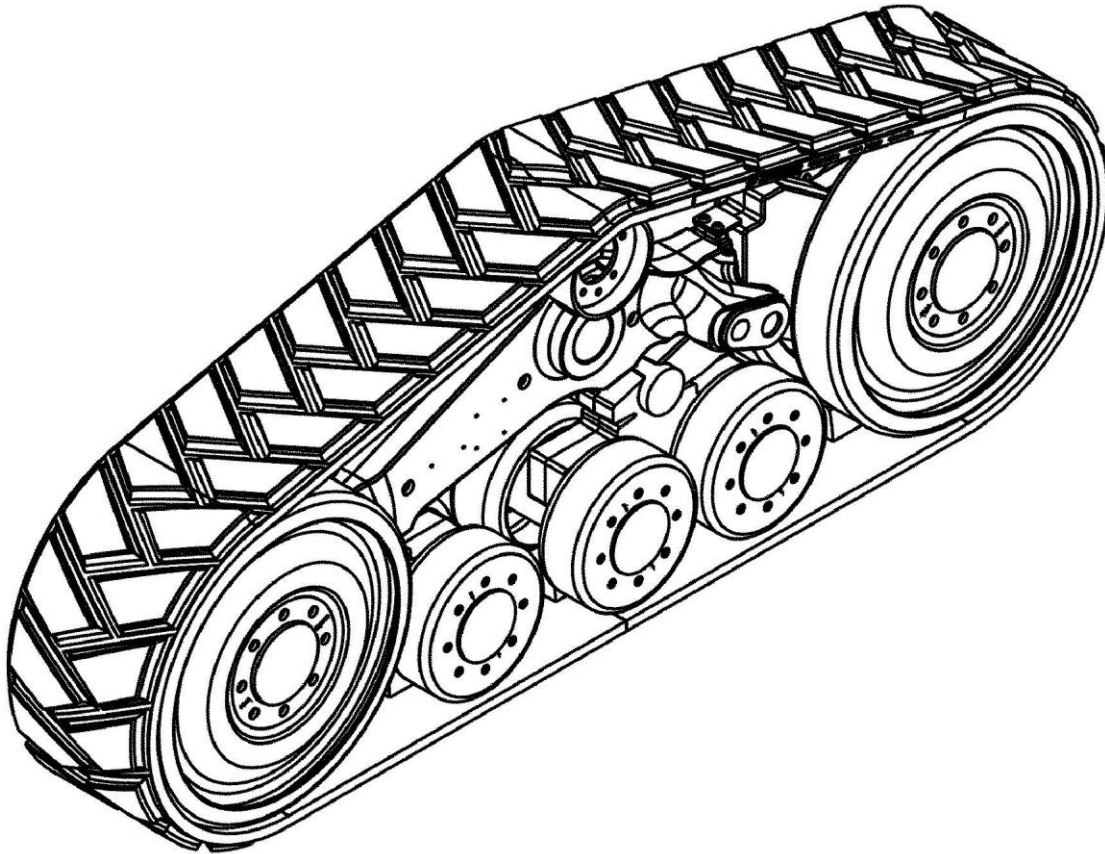
Tires and Rims - Trailer



Parts List 26747 - 26755 / 26874 - 26882: Tires and Rims - Trailer

ITEM	PART NO.	QTY.	DESCRIPTION
1	700177	1	480/80R50 TIRE/WHEEL SILVER, LH, LR176A8
	700176	1	480/80R50 TIRE/WHEEL SILVER, RH, LR176A8
	700175	1	480/80R50 TIRE/WHEEL YELLOW, LH, LR176A8
	700174	1	480/80R50 TIRE/WHEEL YELLOW, RH, LR176A8
2	700173	1	380/90R46 TIRE/WHEEL SILVER, LH, LR168A8
	700172	1	380/90R46 TIRE/WHEEL SILVER, RH, LR168A8
	700171	1	380/90R46 TIRE/WHEEL YELLOW, LH, LR168A8
	700170	1	380/90R46 TIRE/WHEEL YELLOW, RH, LR168A8
	700097	1	380/90R46 TIRE/WHEEL JD GREEN, LH, LR168A8
	700098	1	380/90R46 TIRE/WHEEL JD GREEN, RH, LR168A8
	700179	1	380/90R54 TIRE/WHEEL YELLOW, LH, LR170A8
	700178	1	380/90R54 TIRE/WHEEL YELLOW, RH, LR170A8
	700181	1	380/90R54 TIRE/WHEEL, SILVER, LH, LR170A8
	700180	1	380/90R54 TIRE/WHEEL, SILVER RH, LR170A8
3	700135	2	380/90R46 TIRE/WHEEL DUAL YELLOW LH 20H, LR149
	700136	2	380/90R46 TIRE/WHEEL DUAL YELLOW RH 20H, LR149
	700137	2	380/90R54 TIRE/WHEEL DUAL YELLOW LH 20 H, LR152
	700138	2	380/90R54 TIRE/WHEEL DUAL YELLOW RH 20 H, LR152
	700139	2	380/90R46 TIRE/WHEEL DUAL SILVER LH 20H, LR149
	700140	2	380/90R46 TIRE/WHEEL DUAL SILVER RH 20H, LR149
	700141	2	380/90R54 TIRE/WHEEL DUAL SILVER LH 20H, LR152
	700142	2	380/90R54 TIRE/WHEEL DUAL SILVER RH 20H, LR152
4	710031	2	5.00" DUALS SPACER, FOR 80-120 FT TRACK WIDTH
	710032	2	7.00" DUALS SPACER, FOR 88-132 FT TRACK WIDTH
	710030	2	13.75" DUALS SPACER, FOR 62.5-120 FT TRACK WIDTH
5	590258	20	HUB SPACER BOLT, FOR OUTER DUAL, .750 NC X 1.50 YZ
6	700158	2	TIRE TITAN 30.5LR32 TORC-TRAC
	700157	2	WHEEL 27X32, 0" OFFSET SILVER
	700164	2	WHEEL 27X32, 0" OFFSET YELLOW
7	800253	2	DECAL, WHEEL LUG NUT TORQUE

Camso Tracks

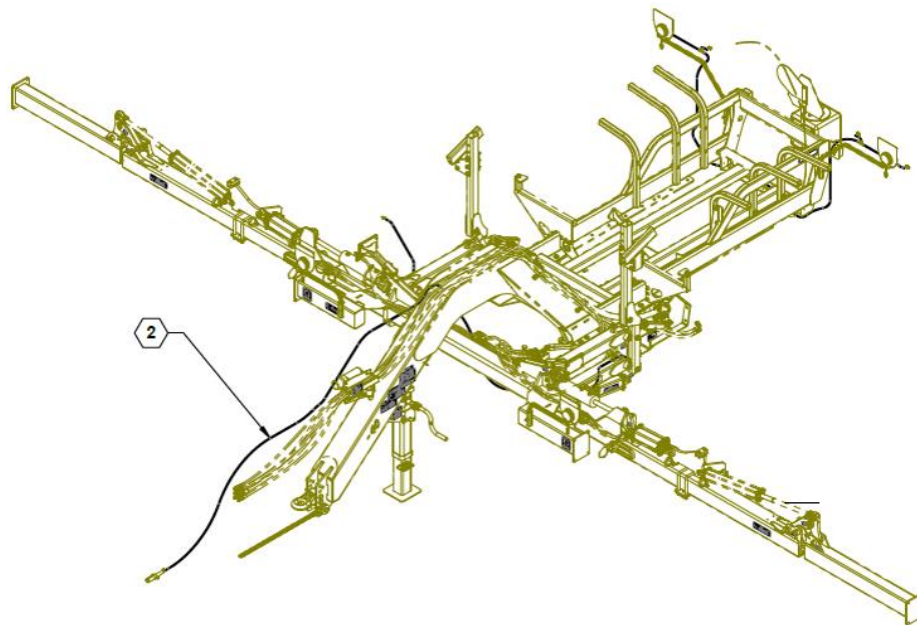


Parts List 700202 / 700206: Camso Tracks

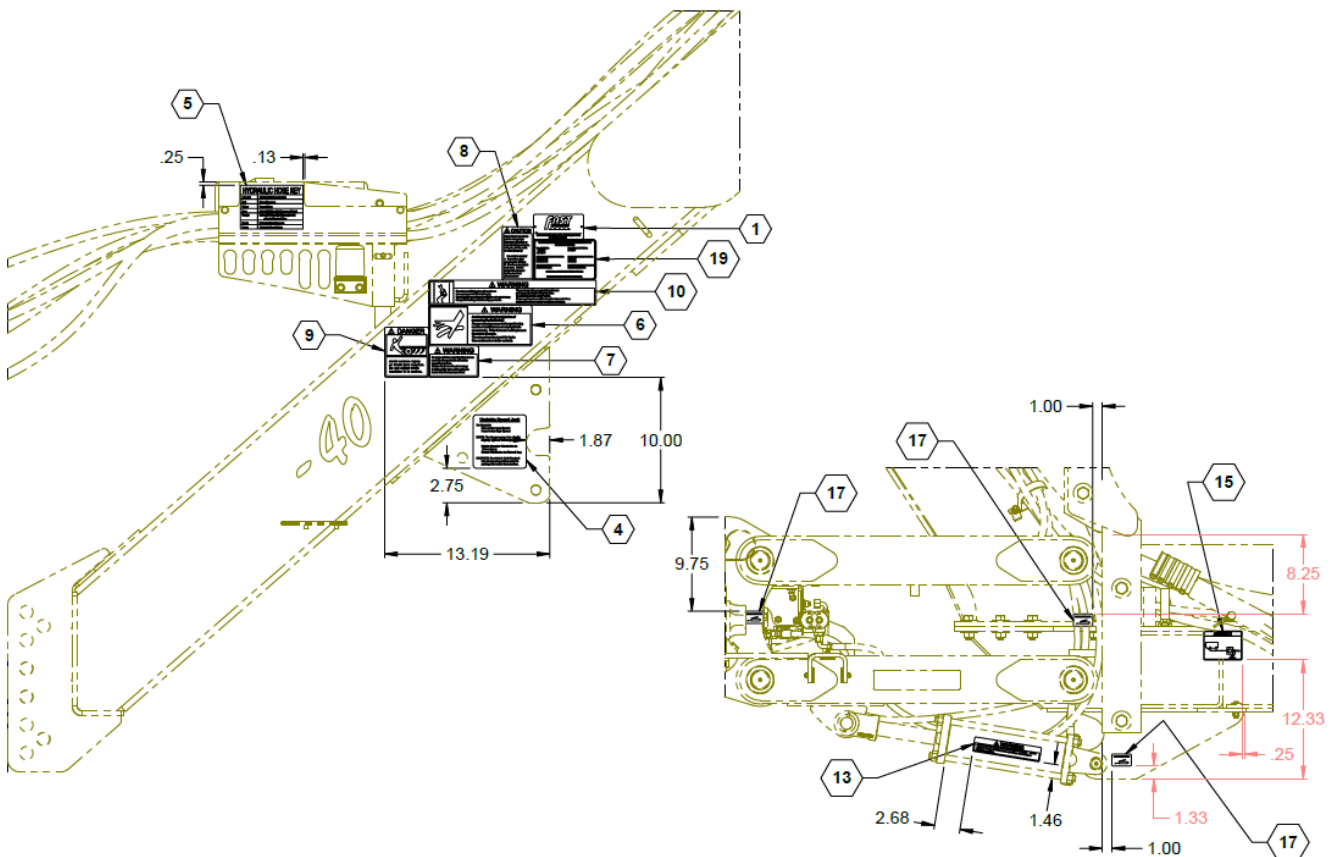
ITEM	PART NO.	QTY.	DESCRIPTION
1	700206	AR	CAMSO TTS 40-1511, GREY
	700202	AR	CAMSO TTS 40-1511, YELLOW
	800259	1	DECAL, CAUTION - TRACK FIRE

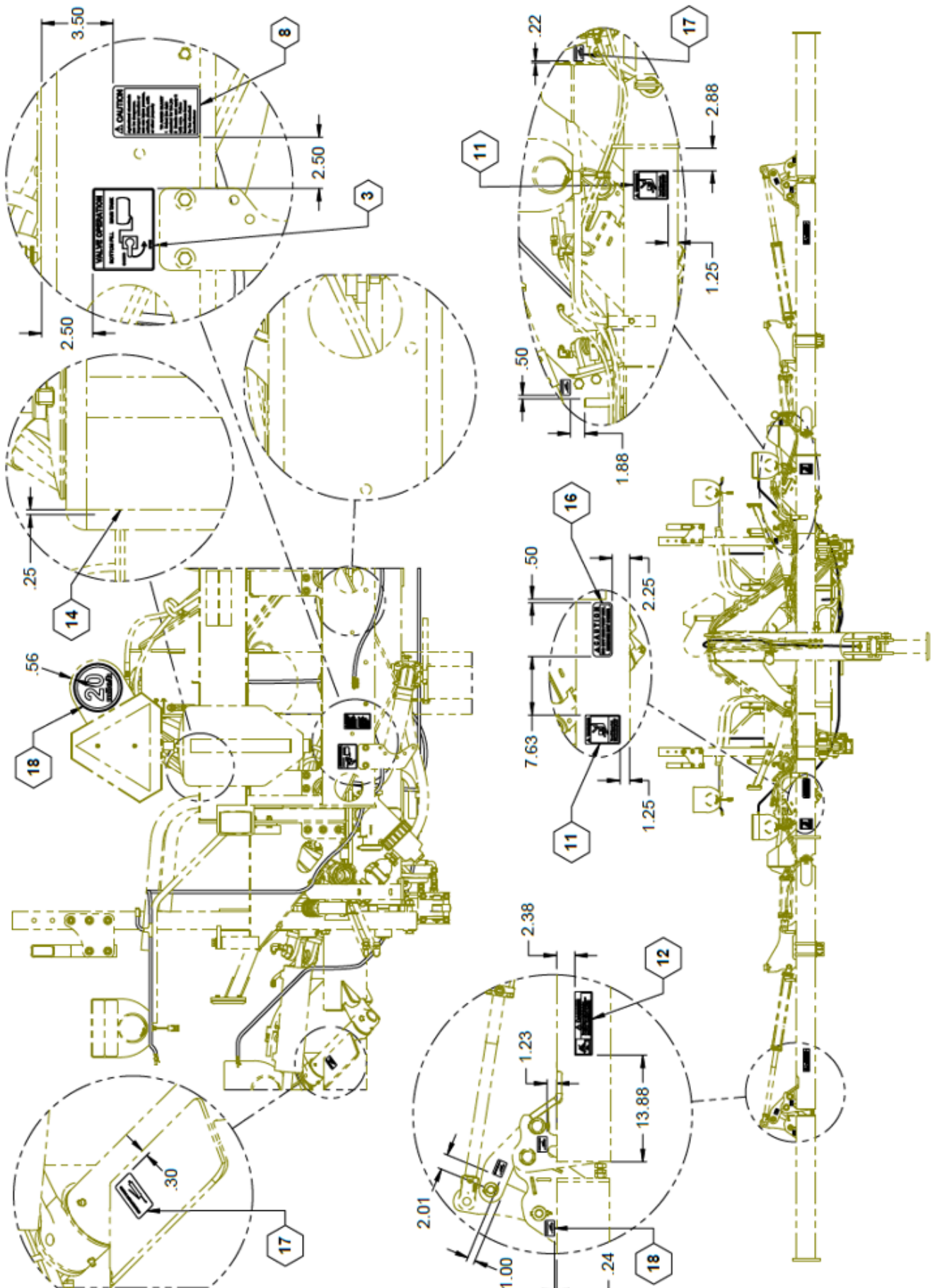
WARNING LIGHTS, DECALS, and SERIAL NUMBER TAG

Warning Lights and Warning Decals



INSTALL DECAL ON FOLD BOX



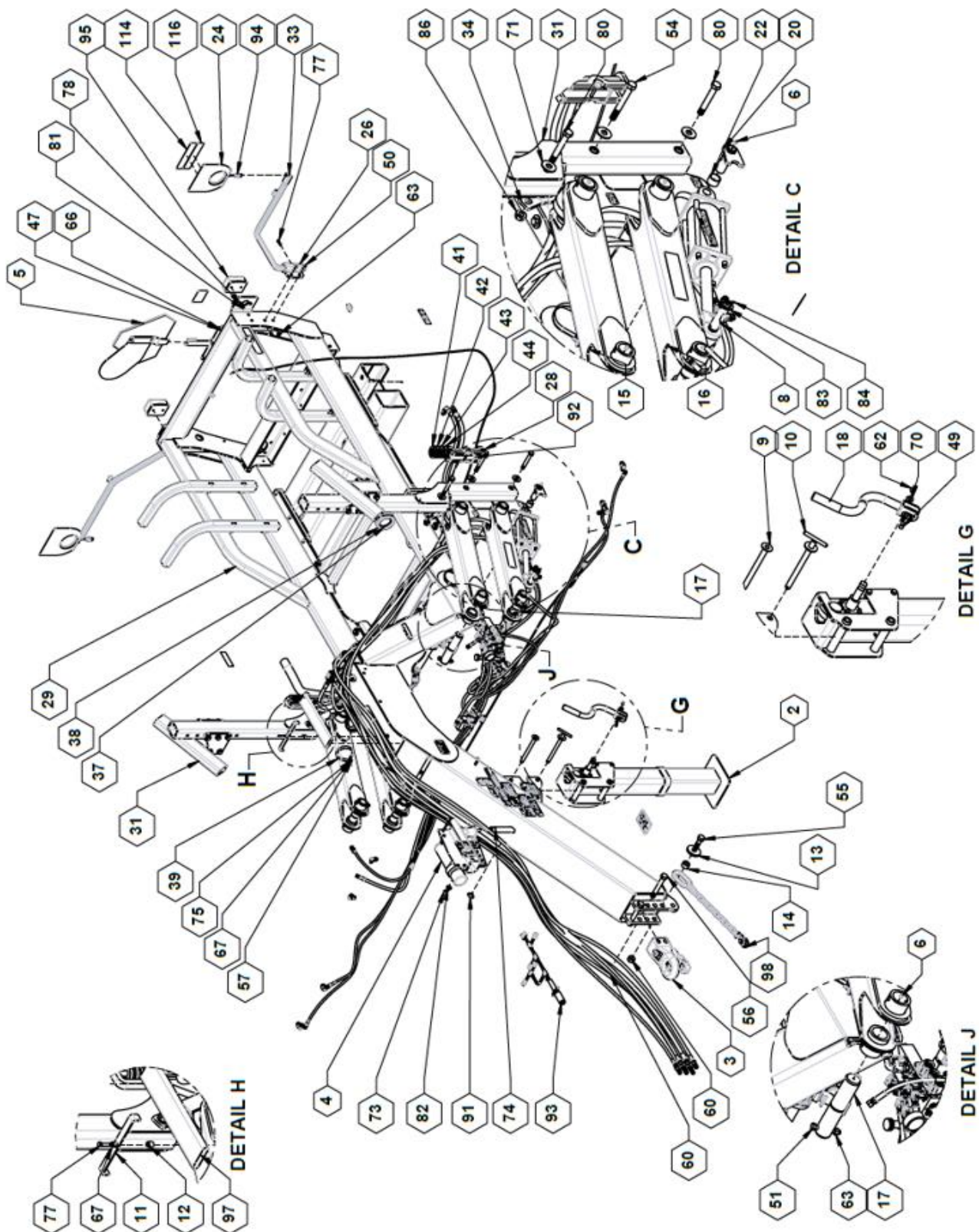


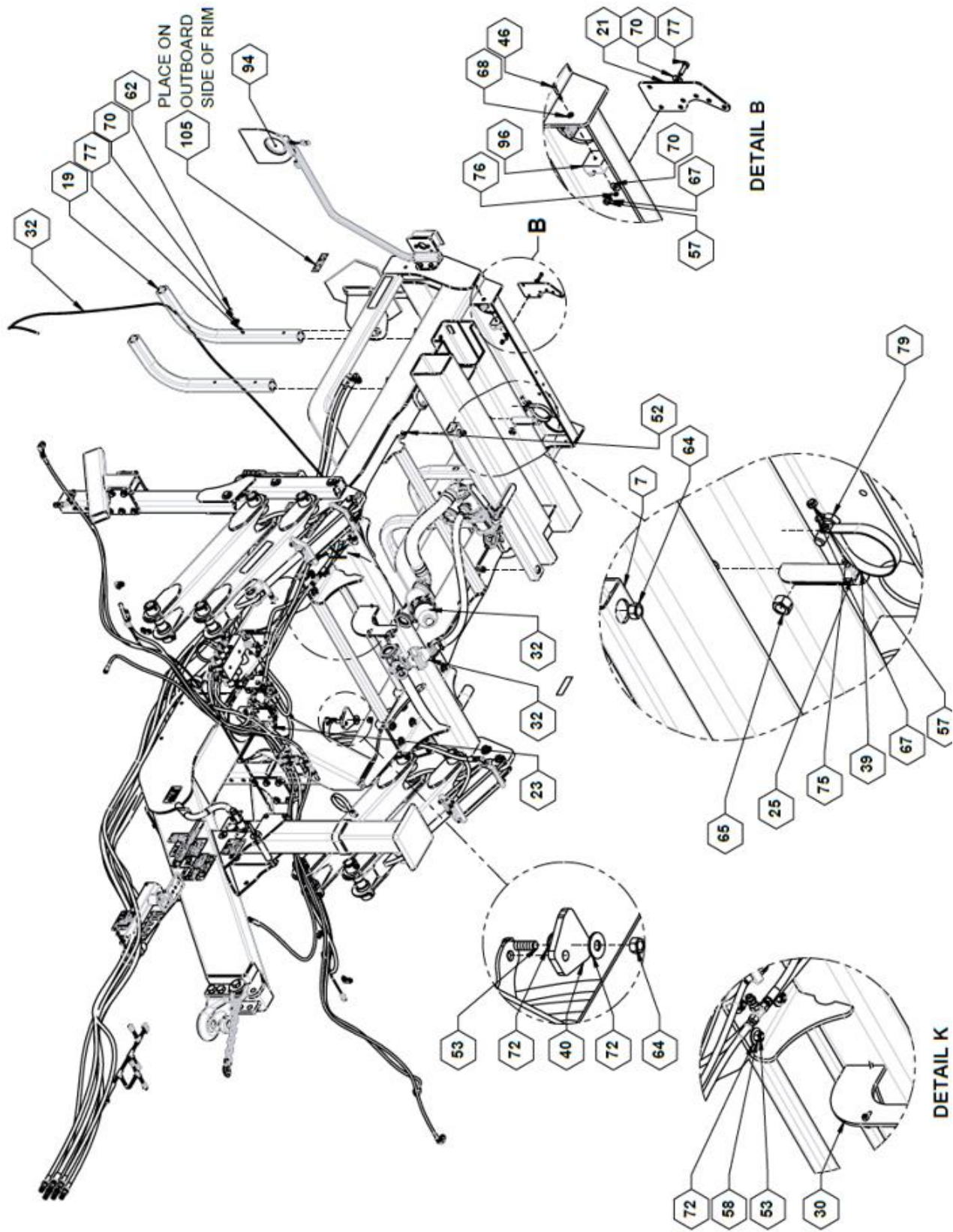
Parts List 34722: Warning Lights and Warning Decals

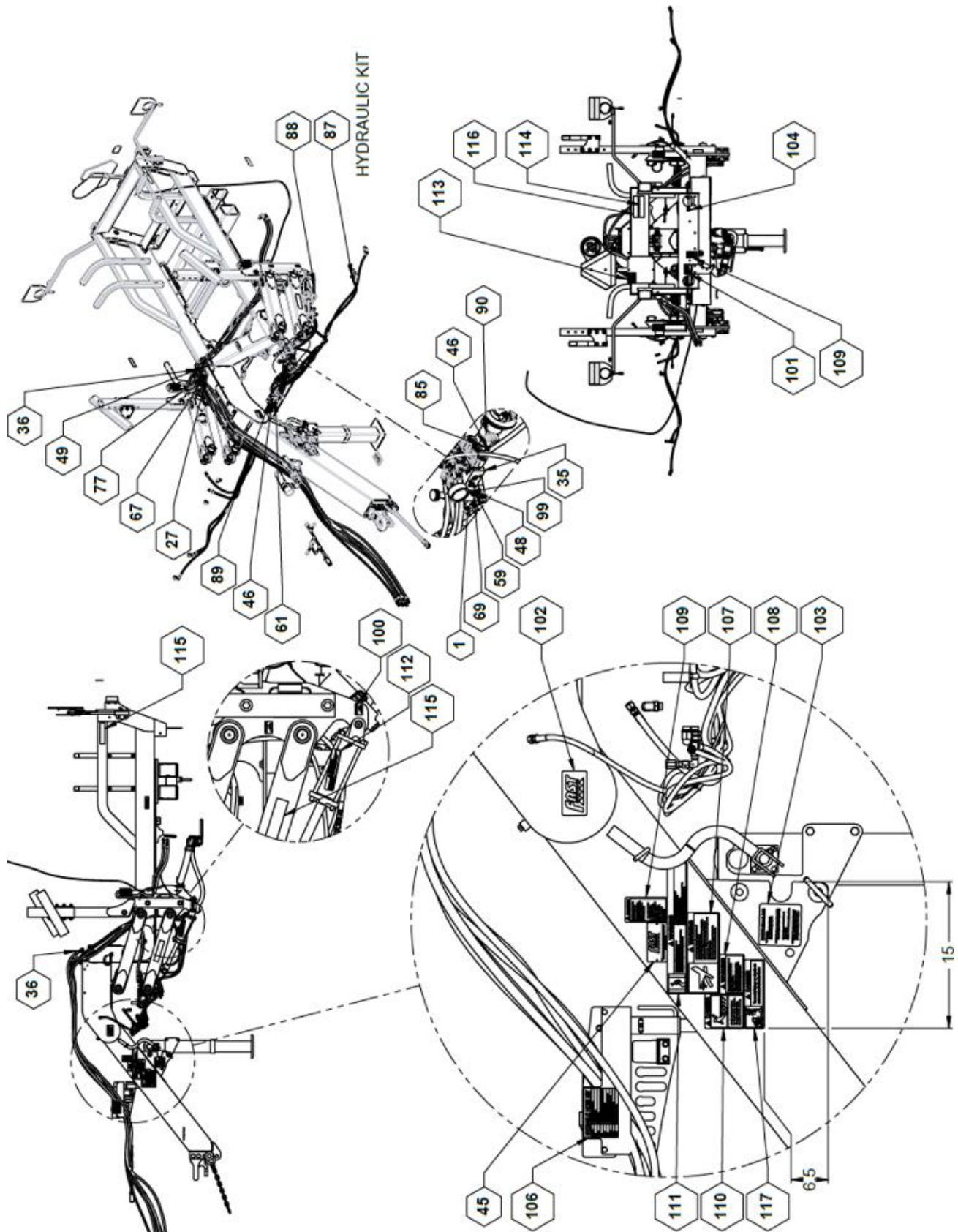
ITEM	PART NO.	QTY.	DESCRIPTION
1	590216	1	FAST SERIAL TAG
2	740063	1	HARNESS, TURN AND BRAKE LIGHT
3	800017	1	DECAL, MAIN TANK VALVE OPERATION
4	800044	1	DECAL, VAR. SPEED JACK
5	800087	1	DECAL, HOSE KEY
6	800098	1	DECAL, WARNING-HYDRAULIC FLUID
7	800099	1	DECAL, WARNING-CHARGE WITH OIL
8	800101	2	DECAL, CAUTION-AG CHEMICAL
9	800103	1	DECAL, DANGER-RUNOVER
10	800104	1	DECAL, WARNING-DO NOT SPEED
11	800105	2	DECAL, WARNING-STAND CLEAR
12	800106	2	DECAL, DANGER-STAND CLEAR
13	800107	2	DECAL, WARNING-AVOID CRUSHING
14	800108	1	DECAL, WARNING-RINSE TANK
15	800250	1	DECAL, AGITATION VALVE OPERATION
16	800282	1	DECAL, DO NOT RUN PUMP DRY. ENGLISH
17	800287	9	DECAL, GREASE PIVOT POINTS
18	800306	1	DECAL, SIS, 20 mile/h
19	800338	1	DECAL, FAST PATENTS
20	800350	1	DECAL, CAUTION FULLY RAISE CENTER



Lights, Decals, and Serial Tag, 1050 / 1350 Gallon



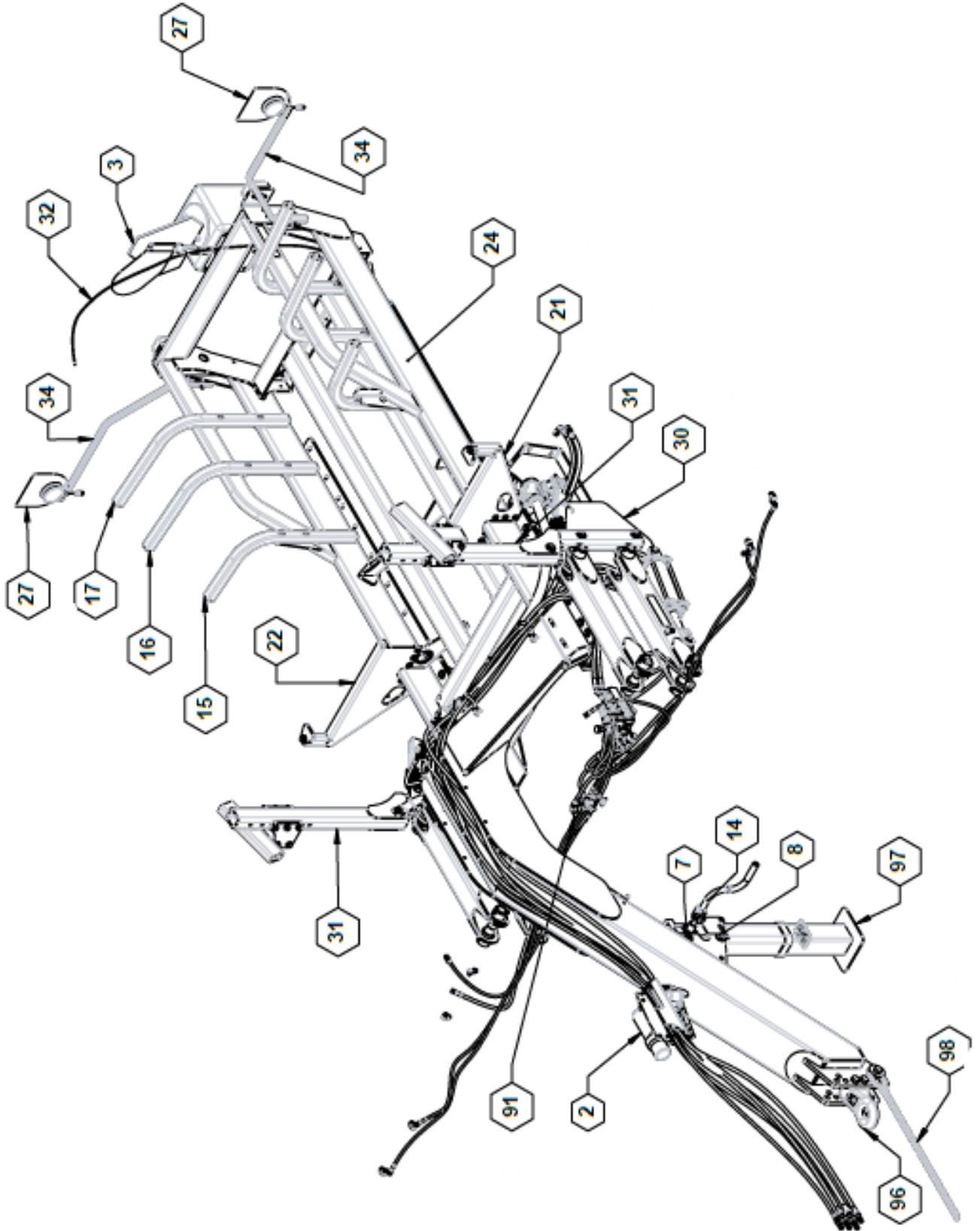


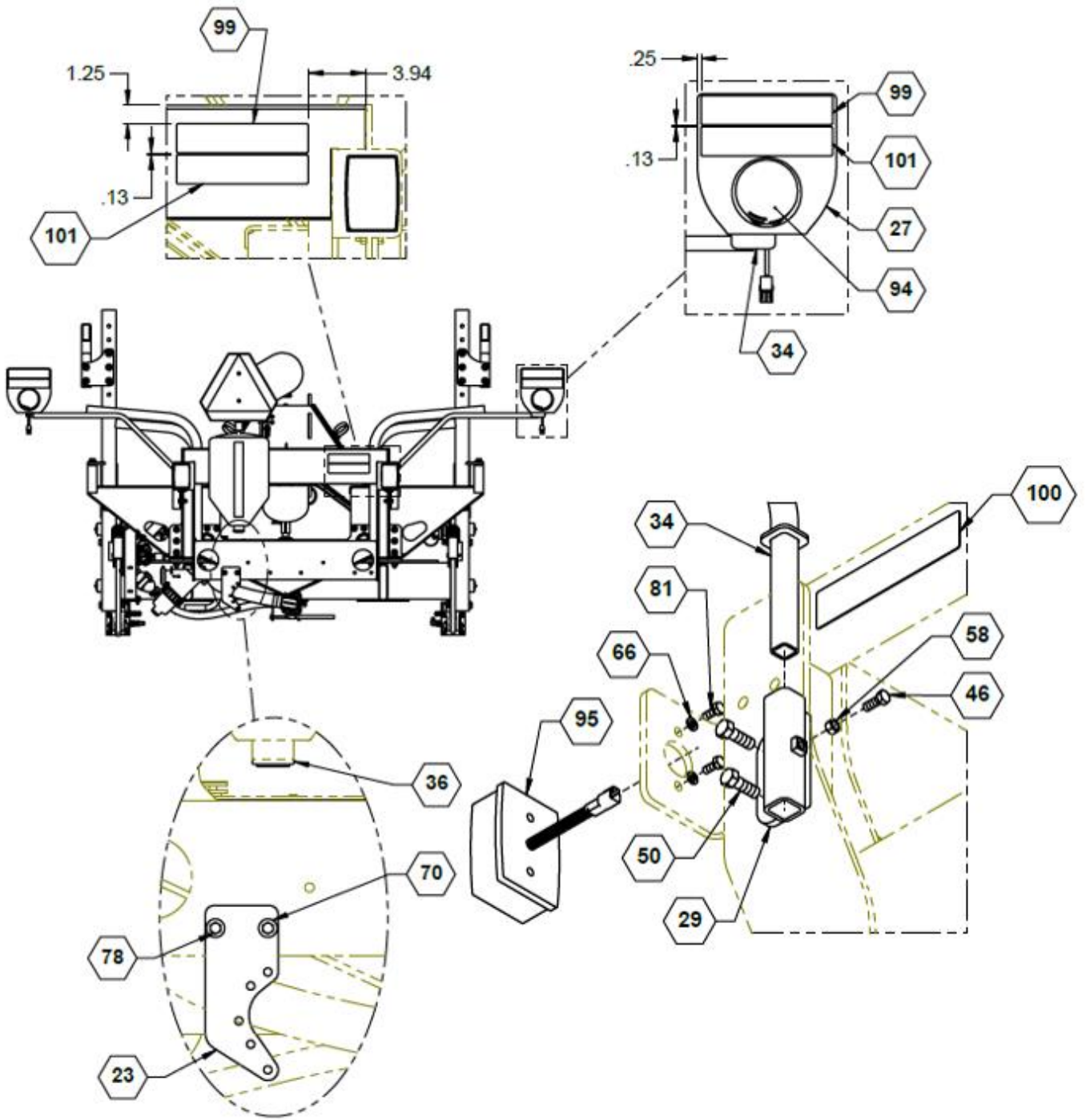


Parts List 28590: Lights, Decals, and Serial Tag, 1050 / 1350 Gallon

ITEM	PART NO.	QTY.	DESCRIPTION
24	26902	2	PLATE, LIGHT BRACKET
26	27680	2	WLDMNT, REAR LIGHT BRCKT MNT
33	34388	2	WLDMNT, LIGHT ARM
45	590216	1	FAST SERIAL TAG
46	596104M	5	BOLT, HH 1/4-20X1-3/4 GR5 MAGNI
50	596153M	4	BOLT, HH 1/2-13X1-1/2 GR5 MAGNI
57	596213M	8	NUT, HEX 3/8-16 MAGNI
63	596239M	12	NUT, CENTERLOCK, 1/2-13 MAGNI
67	596250M	11	LOCKWASHER, 3/8 MAGNI
68	596256M	1	WASHER, FLAT 1/4 USS MAGNI
70	596258M	16	WASHER, FLAT 3/8 MAGNI
76	596622M	1	NUT, TOPLOCK 1/4-20 MAGNI
77	596635M	17	BOLT, HH 3/8-16 x 1-1/4 MAGNI
93	740023	1	SAFETY LIGHT HARNESS
94	740024	2	LIGHT, AMBER WARNING
95	740025	2	LIGHT, RED SURF MNT ASSY
96	740031	1	LIGHT MODULE, SAFETY FLASHER
100	800014	4	DECAL, GREASE PIVOT POINTS
101	800017	1	DECAL, MAIN TANK VALVE OPERATION
102	800020	1	DECAL, FAST LOGO BLK/GRY
103	800044	1	DECAL, VAR. SPEED JACK
104	800057	1	DECAL, US PATENT 7585000
105	800086	2	DECAL, FERT CART LUG NUT
106	800088	1	DECAL, HOSE KEY
107	800098	1	DECAL, WARNING-HYDRAULIC FLUID
108	800099	1	DECAL, WARNING-CHARGE WITH OIL
109	800101	2	DECAL, CAUTION-AG CHEMICAL
110	800103	1	DECAL, DANGER-RUNOVER
111	800104	1	DECAL, WARNING-DO NOT SPEED
112	800107	2	DECAL, WARNING-AVOID CRUSHING
113	800108	1	DECAL, WARNING-RINSE TANK
114	800109	3	DECAL, RED REFLECTOR
115	800110	4	DECAL, AMBER, REFLECTOR
116	800111	3	DECAL, NON-REFLECTIVE, ORANGE
117	800112	1	DECAL, DANGER, ELECTRIC LINES

Lights and Decals, 1800 / 2400 Gallon





Parts List 34199: Lights and Decals, 1800 / 2400 Gallon

ITEM	PART NO.	QTY.	DESCRIPTION
27	26902	2	PLATE, LIGHT BRACKET
29	27680	2	WLDMNT, REAR LIGHT BRCKT MNT
34	34388	2	WLDMNT, LIGHT ARM
46	596128M	8	BOLT, HH 3/8-16 X 1 GR5 MAGNI
50	596153M	16	BOLT, HH 1/2-13X1-1/2 GR5 MAGNI
58	596213M	10	NUT, HEX 3/8-16 MAGNI
66	596249M	4	LOCKWASHER 5/16 MAGNI
80	596735M	4	BOLT, 3/4 X 5" GR8
94	740024	2	LIGHT, AMBER WARNING
95	740025	2	TAILLIGHT, RED
99	900109	3	DECAL, RED REFLECTOR
100	800110	4	DECAL, AMBER, REFLECTOR
101	800111	3	DECAL, NON-REFLECTIVE, ORANGE



Fast Ag Solutions
4130 Commerce Boulevard
Windom, MN 56101

1-800-772-9279 Toll Free
1-507-427-3861 Voice
1-507-427-3030 Fax

www.fastagsolutions.com