



**A18 / A26 – 60’/66’
LIQUID FERTILIZER APPLICATOR
PARTS MANUAL – 2024**







Limited Warranty

Fast Ag Solutions warrants to the buyer that the new machinery is free from defects in material and workmanship.

This warranty is only effective as to any new machinery which has not been altered, changed, repaired or treated since its delivery to the buyer, other than by Fast Ag Solutions or its authorized dealers or employees, and does not apply to accessories, attachments, tools or parts, sold or operated with the new machinery, if they have not been manufactured by Fast Ag Solutions.

Fast Ag Solutions shall only be liable for defects in the materials or workmanship attributable to faulty material or bad workmanship that can be proved by the buyer, and specifically excludes liability for repairs arising as a result of normal wear and tear of the new machinery or in any other manner whatsoever, and without limiting the generality of the foregoing, excludes application or installation of parts not completed in accordance with this operator's manual, specifications, or printed instructions.

Written notice shall be given by registered mail, to the Manufacturer within seven (7) days after the defect shall have become apparent or the repairs shall have become necessary, addressed as follows:

Fast Ag Solutions
4130 Commerce Boulevard
Windom, MN 56101

This warranty shall expire one (1) year after the date of delivery of the new machinery.

If these conditions are fulfilled, Fast Ag Solutions shall at its own cost and at its own option either repair or replace any defective parts provided that the buyer shall be responsible for all expenses incurred as a result of repairs, labor, parts, transportation or any other work, unless Fast Ag Solutions has authorized such expenses in advance.

The warranty shall not extend to any repairs, changes, alterations, or replacements made to the new equipment other than by Fast Ag Solutions or its authorized dealers or employees.

This warranty extends only to the original owner of the new equipment.

Rubber parts (including tires, hoses, grommets) are not warranted.

This warranty is limited to the terms stated herein and is in lieu of any other warranties whether express or implied, and without limiting the generality of the foregoing, excluded all warranties, express or implied or conditions whether statutory or otherwise as to quality and fitness for any purpose of the new equipment. The Manufacturer disclaims all liability for incidental or consequential damages.

This Applicator is subject to design changes and Fast Ag Solutions shall not be required to retrofit or exchange items on previously sold units except at its own option.

Warranty void if not registered.



ILLUSTRATED PARTS LIST

FAST LIQUID FERTILIZER APPLICATOR

Warranty Registration Form & Inspection Report

Warranty Registration

This form must be filled out by the dealer and signed by both the dealer and the customer at the time of delivery.

Customer Name					
Address					
City		State		Zip	
Phone					
Dealer Name					
Address					
City		State		Zip	
Applicator Model					
Serial Number					
Delivery Date					

DEALER INSPECTION REPORT

SAFETY

- All Fasteners Tight
- Wheel Bolts Torqued
- Hydraulic Hoses and Fittings Free and Tight
- Fertilizer Hoses and Fittings Free and Tight
- Wheel Drive Turns Freely
- Lubricate Machine
- Check Tire Pressure
- Frame and Wings Level
- Monitors and Controllers Function
- Wiring Harness Connected

- Safety Chain Installed
- All Guards Installed
- All Safety Signs Installed
- Reflectors, SMV and Lights Clean
- Review Operating and Safety Instructions

I have thoroughly instructed the buyer on the above described equipment which review included the Operator's Manual content, equipment care, adjustments, safe operation and applicable warranty policy.

Date _____

Dealer's Rep. Signature _____

The above equipment and Operator's Manual have been received by me and I have been thoroughly instructed as to care, adjustments, safe operation and applicable warranty policy.

Date _____

Owner's Signature _____

- White - FAST
- Yellow - Dealer
- Pink - Customer



ILLUSTRATED PARTS LIST

FAST A18 / A26 Series Applicator

APPLICATOR SERIAL NUMBER _____

DATE PURCHASED _____ / _____ / _____

TANK SIZE _____

NUMBER OF COULTERS _____

PUMP MANUFACTURER:

(CIRCLE ONE)

ACE FMC205-304

ACE FMC650

ACE FMC750

HYPRO 9306-HM1C-U

HYPRO 9306C-HM1C-U

General Information

All rights, especially copying and distribution rights are reserved. No part of this publication may be reproduced in any form or by any means, electronic or mechanical, including photocopying, without express written permission from Fast Ag Solutions.

Parts information in this manual represents components installed when product was manufactured based upon the best available information. Modifications made subsequent to initial delivery are not included. Always verify the parts and color required when ordering parts.

If you have any questions, please contact your Fast Ag Solutions Parts and Service Department.

Explanation of Parts Lists

The parts list is organized as follows:

Coulters,

Pumps,

Product plumbing on toolbar,

Product plumbing on frame,

Product electronic/electrical control components,

Hydraulics,

Toolbar and Gauge Wheels,

Tanks and Frame,

Axles, Tires, and Tracks,

Steerable Gooseneck,

Warning Lights, Decals, and Serial Number Tag

The parts lists are broken down into sub-assemblies and listed in 4 columns:

- **ITEM** - These numbers are found on the illustration associated with the parts list.
 - NS- This item is NOT SHOWN, included for reference.
- **QTY.** - This is the quantity of parts needed in an assembly.
 - AR- The quantity of this item is AS REQUIRED for the location.
- **PART NO.**- These are the part numbers associated to the ITEM.
- **DESCRIPTION** - This is the description of the part.



ILLUSTRATED PARTS LIST

Table of Contents

Section	Page
COULTERS	14
AP Coulter Assembly	14
Parts List 34471: AP Coulter Assembly.....	14
AP Coulter Base Assembly	15
Parts List 34470: AP Coulter Base Assembly	16
N669 Complete Hub with Square Hole with Triple Seal Assembly	17
Parts List 26891 / 730095ASSY: N669 Complete Hub with Square Hole with Triple Seal.....	17
AP Coulter Upper Casting Mounts	19
Parts List: AP Coulter Upper Casting Mounts.....	20
AP Coulter Injection Option Assembly	21
Parts List 90SAINJ: AP Coulter Injection Option Assembly.....	22
AP Coulter Knife Option Assembly	23
Parts List 34590: AP Coulter Knife Option Assembly	24
AP Coulter Knife High Flow Knife Option	25
Parts List 37139: Parts List 28260: Repair Kit - Knife.....	26
AP Coulter Blade Hardware Kit	27
Parts List 590278: AP Coulter Blade Hardware Kit.....	27
DEFENDER® for Injection Assembly	28
Parts List 17302 / 99CROPDEFENDER: DEFENDER® for Injection	28
AP Coulter Knife Option Assembly – Non-Adjustable	29
Parts List: AP Coulter Knife Option Assembly – Non-Adjustable	30
AP Coulter Knife Stop Hardware Kit – Adjustable	31
Parts List: AP Coulter Knife Stop Hardware Kit – Adjustable	32
Decal Assembly	33
Parts List 17292: Decal Assembly.....	33
Repair Kit - Knife	34
Parts List 28260: Repair Kit - Knife	35
Repair Kit - Injector	36
Parts List 28261: Repair Kit - Injector.....	37
PUMPS	38
Pump Assembly, ACE FMCS205-HYD-304	38
Parts List 26984: Pump Assembly, ACE FMCS205-HYD-304.....	38
Pump Assembly, ACE FMCS205-HYD-304 PWM	39
Parts List 26983: Pump Assembly, ACE FMCS205-HYD-304 PWM.....	39
Parts Breakdown: ACE Pump, ACE FMCS205-HYD-304 PWM	40
Parts List 550035: ACE Pump, ACE FMCS205-HYD-304 PWM.....	41
Pump Assembly, ACE 255F-304	42
Parts List 28434: Pump Assembly, ACE 255F-304	42
Pump Assembly, ACE 255F-304 PWM	43
Parts List 28441: Pump Assembly, ACE 255F-304 PWM	43



ILLUSTRATED PARTS LIST

Parts Breakdown, ACE 255F-304 (PWM)	44
Parts List 550060 (550061): Parts Breakdown, ACE 255F-304 (PWM)	44
Pump Assembly, ACE FMC-650-HYD	46
Parts List 26985: Pump Assembly, ACE FMC-650-HYD	46
Parts Breakdown: ACE Pump, FMC-650-HYD	47
Parts List 550036: ACE Pump, FMC-650-HYD.....	48
Pump Assembly, ACE FMC-750-HYD	49
Parts List 26986: Pump Assembly, ACE FMC-750-HYD	49
Parts Breakdown: ACE Pump, FMC-750-HYD	50
Parts List 550062: Parts Breakdown: ACE Pump, FMC-750-HYD	50
Pump Assembly, ACE FMC-750-HYD-PWM	52
Parts List 28391: Pump Assembly, ACE FMC-750-HYD-PWM	52
Parts Breakdown: ACE Pump, FMC-750-HYD-PWM	53
Parts List 550063: Parts Breakdown: ACE Pump, FMC-750-HYD-PWM	53
Pump Assembly, HYPRO 9306C-HM1C (Cast)	55
Parts List 26996: Pump Assembly, HYPRO 9306C-HM1C (Cast).....	55
Parts Breakdown: HYPRO Pump 9306C-HM1C (Cast)	56
Parts Breakdown Parts List 550011: HYPRO Pump 9306C-HM1C (Cast)	57
Pump Assembly, HYPRO 9306C-HM1S (Stainless Steel)	58
Parts List 27066: Pump Assembly, HYPRO 9306C-HM1S (Stainless Steel).....	58
Parts Breakdown: HYPRO Pump 9306C-HM1S (Stainless Steel)	59
Parts List 550027: HYPRO Pump 9306C-HM1S (Stainless Steel)	60
PRODUCT PLUMBING ON TOOLBAR	61
3-Section Toolbar Plumbing	61
Parts List 26970: 3-Section Toolbar Plumbing	62
Flip Wing Shutoff Valve Assembly	63
Parts List 90SAVFF: Flip Wing Shutoff Valve Assembly	63
Typical Toolbar Plumbing – Tees, Elbows, Hose, and Clamps	64
Parts List: Typical Toolbar Plumbing – Tees, Elbows, Hose, and Clamps	64
Wilger 3 Section Toolbar Plumbing, 23 Row	65
Parts List 28214: Wilger 3 Section Toolbar Plumbing, 23 Row	66
Wilger 3 Section Toolbar Plumbing, 23 Row CONT.	67
Parts List: Wilger 3 Section Toolbar Plumbing, 23 Row CONT.	68
Wilger 3 Section Toolbar Plumbing, 35 Row	69
Parts List 28832: Wilger 3 Section Toolbar Plumbing, 35 Row	69
Wilger 3 Section Toolbar Plumbing, 35 Row CONT.	70
Parts List: Wilger 3 Section Toolbar Plumbing, 35 Row CONT.	71
Wilger 3 Section Flow Monitor Assembly, 23-25	72
Parts List 28386: Wilger 3 Section Flow Monitor Assembly, 23-25	73
Wilger 3 Section Flow Monitor Assembly, 35-37	74
Parts List: Wilger 3 Section Flow Monitor Assembly, 35-37	75
Wilger 6 Section Flow Monitor Assembly, 25	76
Parts List 28848: Wilger 6 Section Flow Monitor Assembly, 25.....	76



ILLUSTRATED PARTS LIST

Varitarget Nozzles, .5 Rate	77
Parts List 27891: Varitarget Nozzles, .5 Rate	77
Varitarget Nozzles, 1.5 Rate	78
Parts List 27892: Varitarget Nozzles, 1.5 Rate	78
Raven Motorized Control Valve	79
Parts List 632037: Raven Motorized Control Valve.....	80
RFM 60P Flow Meter	81
Parts List 26817: RFM 60P Flow Meter	81
RFM 100P Flow Meter	82
Parts List: RFM 100P Flow Meter	82
Wilger 22" Coulter Toolbar Layout Assembly, 35	83
Parts List 28831: Wilger 22" Coulter Toolbar Layout Assembly, 35.....	84
Wilger 30" No Coulters Toolbar Layout Assembly, 25	85
Parts List 26869: Wilger 30" No Coulters Toolbar Layout Assembly, 25.....	85
PRODUCT PLUMBING ON FRAME	86
Standard Product Plumbing Assembly	86
Parts List 26982: Standard Product Plumbing Assembly	87
Sight Gauge Assembly	88
Parts List 28011 / 28012: Sight Gauge Assembly	89
Tank and Tank Fittings 1800 and 2600 Gallon	90
Parts List 570153TNK – 570156TNK: Tank and Tank Fittings 1800 and 2600 Gallon	91
Rear Tank Support Assembly 2600 Gallon	92
Parts List 27885: Rear Tank Support Assembly 2600 Gallon	93
3"- 2" Quick Fill Adapter	94
Parts List 26995: 3"- 2" Quick Fill Adapter	94
Standard 3" Quick Fill	95
Parts List 26774: Standard 3" Quick Fill	95
3" Quick Fill Valve Assembly	96
Parts List 90SA3QF: 3" Quick Fill Valve Assembly	97
3" Quick Fill with Strainer	98
Parts List 26971: 3" Quick Fill with Strainer	99
Tank Agitation Fittings	100
Parts List 90SALTRUMPET: Tank Agitation Fittings	100
Electric Agitation	101
Parts List 27826: Electric Agitation.....	102
Manual Agitation (Hi Volume)	103
Parts List 27825: Manual Agitation (Hi Volume).....	104
No Agitation	105
Parts List 27827: No Agitation.....	106
Eductor - Applicator	107
Parts List 26850: Eductor - Applicator.....	108
Eductor Assembly	109
Parts List 26819: Eductor Assembly	110



ILLUSTRATED PARTS LIST

Eductor	111
Parts List 570119: Eductor	112
No Eductor	113
Parts List 26818: No Eductor.....	113
PRODUCT ELECTRONIC/ELECTRICAL CONTROL COMPONENTS	114
Raven Harnesses and Components	114
Parts List: Raven Harnesses and Components	115
Control Harness 115-0171-085	116
Control Harness 115-0159-856	117
Control Harness 115-0171-086	118
CR7 Display	119
Parts List 26858 / 27157 - 27159: CR7 Display.....	119
Raven 450 Controller	120
Parts List 26853: Raven 450 Controller	121
Raven RCM Rate Controller	122
Parts List 26854: Raven RCM Rate Controller	123
JD Greenstar Rate Controller	124
Parts List 26855: JD Greenstar Rate Controller.....	125
Customer Supplied Raven 450 Controller	126
Parts List 27375: Customer Supplied Raven 450 Controller	126
Customer Supplied JD Greenstar Rate Controller	127
Parts List 27376: Customer Supplied JD Greenstar Rate Controller	127
Customer Supplied Rate Controller	128
Parts List 27220: Customer Supplied Rate Controller.....	128
Pressure Transducer Raven 450	129
Parts List 26840: Pressure Transducer Raven 450	129
Pressure Gauge	130
Parts List 26838: Pressure Gauge.....	130
Pressure Transducer ISO	131
Parts List 28027: Pressure Transducer ISO.....	131
Raven Hawkeye Flow Control	132
Parts List 26856: Raven Hawkeye Flow Control.....	133
Raven Hawkeye Electrical Layout Diagram	134
Hawkeye End Coulter Assembly	135
Parts List 27170: Hawkeye End Coulter Assembly	136
HYDRAULICS and FOLD BOX ELECTRICAL	137
Hydraulic Diagram (830009)	137
Main Lift Cylinders	138
Parts List: Main Lift Cylinders.....	138
Main Lift Cylinder Hydraulic Hoses	139
Parts List 600100 / 600115: Main Lift Cylinder Hydraulic Hoses	140
Inner Wing Cyls, Flow Control Valve on Inner Wing Cyl., Main Wing Fold Cyls, and Fold Valves	141
Parts List: Inner Wing Cyls, Flow Control Valve on Inner Wing Cyl., Main Wing Fold Cyls, and Fold Valves .	142



ILLUSTRATED PARTS LIST

Hydraulic Extension Kit	143
Parts List 600115: Hydraulic Extension Kit	143
Inner Wing Cylinder	144
Parts List: Inner Wing Cylinder	144
Inner Wing Hydraulic Hoses	145
Parts List 600100 / 600115: Inner Wing Hydraulic Hoses	146
Inner Wing Kick and Down Pressure Hoses	147
Parts List 600100: Inner Wing Kick and Down Pressure Hoses	148
Main Wing Fold Hydraulic Hoses	149
Parts List 600100 / 600115: Main Fold Hydraulic Hoses	150
Main Wing Fold Valve Assembly	151
Parts List 28815: Main Wing Fold Valve Assembly	152
Flow Dividers and Counterbalance Valve	153
Parts List: Flow Dividers and Counterbalance Valve	154
Fasse Hydraulic Block	155
Parts List 630056: Fasse Hydraulic Block	156
Fasse Block 12-Pin Electrical Harness	157
Parts List: Fasse Block 12-Pin Electrical Harness	158
Fasse Block Pressure and Tank Hoses	159
Parts List 600100: Fasse Block Pressure and Tank Hoses	159
Cab Fold Box	160
Cab Fold Box Parts List	161
Cab Fold Box Power Harness	162
Parts List: Cab Fold Box Power Harness	162
Cab Fold Box Electrical Harness	163
Parts List: Cab Fold Box Electrical Harness	164
Cab Fold Box Electrical Wiring Diagram – Through MY23	165
Cab Fold Box Electrical Wiring Diagram – Beginning MY24	166
Parts List: Cab Fold Box Electrical Wiring Diagram	167
Cab Fold Box Operation and Pin-out – Through MY23	168
Cab Fold Box Operation and Pin-out – Beginning MY MY23	168
Inner Wing Down Pressure Valve	169
Parts List: Inner Wing Down Pressure Valve	170
Toolbar Wing Latch and Gooseneck Latch Cylinders and Hoses	171
Parts List 600100: Toolbar Latch and Gooseneck Latch Cylinders and Hoses	172
Hydraulics Assembly, Standard Tie Rod Latch Cyl.	173
Parts List 34603: Hydraulics Assembly, Standard Tie Rod Latch Cyl.	174
Helper Cylinders Assembly	175
Parts List 34547: Helper Cylinders Assembly	175
Helper Cylinder Hydraulic Hoses	176
Parts List 600103: Helper Cylinder Hydraulic Hoses	176
Flip Wing Cylinder Assembly – No Down Pressure	177
Parts List 26993BLK: Flip Wing Cylinder Assembly – No Down Pressure	178



ILLUSTRATED PARTS LIST

Flip Wing Cylinder Hoses – No Down Pressure	179
Parts List 600100: Flip Wing Cylinder Hoses – No Down Pressure	179
Flip Wing Cylinder Assembly – With Down Pressure	180
Parts List 26997: Flip Wing Cylinder Assembly – With Down Pressure	181
Flip Wing Cylinder Hoses and Fittings – With Down Pressure	182
Parts List 600100 / 600102: Flip Wing Cylinder Hoses and Fittings – With Down Pressure	183
No Flip Wing.....	184
Parts List 28414: No Flip Wing	184
Folding Gauge Wheel Cylinders and Hoses	185
Parts List 26929 / 27062: Folding Gauge Wheel Cylinders and Hoses.....	186
Product Pump Hydraulic Hoses and Fittings	187
Parts List 600100: Product Pump Hydraulic Hoses and Fittings.....	187
Bulkhead and Center Section Hydraulic Fittings	188
Parts List: Hydraulic Fitting Locations	188
TOOLBAR AND GAUGE WHEELS.....	189
60’ Toolbar Assembly, Standard Duty.....	189
Parts List 34602: 60’ Toolbar Assembly, Standard Duty	191
60’, 66’, and 48’ Foot Bare Toolbar Weldments	193
Parts List: 60 and 66 Foot Bare Toolbar Weldments.....	194
Pins and Wear Pads for Center, Inner, & Main Wings.....	195
Parts List: Pins and Wear Pads for Center, Inner, & Main Wings.....	196
Flip Wing Linkage.....	197
Parts List: Flip Wing Linkage.....	198
Bare Toolbar Assembly.....	199
Parts List: Bare Toolbar Assembly	200
Latch Cylinder Kit Assembly, Standard Duty	201
Parts List: Latch Cylinder Kit Assembly, Standard Duty.....	201
Latch Cylinder Kit Assembly, Heavy Duty	202
Parts List: Latch Cylinder Kit Assembly, Heavy Duty	202
Non-Folding Gauge Wheels	203
Parts List 26870 - 26873 / 28415 / 28418: Non-Folding Gauge Wheels.....	203
Short and Tall Gauge Wheels	204
Parts List 26762 / 26763 / 26921 / 26923: Short and Tall Gauge Wheels	205
5-Bolt Hub Assembly, Q736	206
Parts List 730003: 5-Bolt Hub Assembly, Q736.....	207
Folding Gauge Wheels	208
Parts List 26760 / 26761 / 26922 / 26926 / 35550: Folding Gauge Wheels	209
Folding Gauge Wheel Bracket Assembly	210
Parts List 21923L/R: Folding Gauge Wheel Bracket Assembly.....	211
Flip Wing Extension Tube	212
Parts List: Flip Wing Extension Tube	212
Toolbar Decals.....	213
Parts List 26961: Toolbar Decals	213



ILLUSTRATED PARTS LIST

TANKS AND FRAMES	214
1800 Gallon Tank, Hold Down Bracket, and Hand Rinse	214
Parts List 26745 / 26863: 1800 Gallon Tank, Hold Down Bracket, and Hand Rinse	215
2600 Gallon Tank, Hold Down Bracket, and Hand Rinse	216
Parts List 26746 / 26864: 2600 Gallon Tank, Hold Down Bracket, and Hand Rinse	217
Wing Rest Cradle Assembly	218
Parts List 21995: Wing Rest Cradle Assembly	218
Standard A-Series Cart Frame Base Assembly	219
Parts List 34600: Standard A-Series Cart Frame Base Assembly	221
Frame, Jack, Lift Arms, Tank Supports, Rear Tank Holddown, Lighting, Decals, SMV	224
Parts List: Frame, Jack, Lift Arms, Tank Supports, Rear Tank Holddown, Lighting, Decals, SMV	225
Frame, Jack, Lift Arms, Tank Supports, Rear Tank Holddown, Lighting, Decals, SMV (cont.)	226
Parts List: Frame, Jack, Lift Arms, Tank Supports, Rear Tank Holddown, Lighting, Decals, SMV (cont.)	227
Frame Hardware Assembly	228
Parts List: Frame Hardware Assembly	229
Frame Hardware Assembly (cont.)	230
Parts List: Frame Hardware Assembly (cont.)	231
Bolt-Together Frame Assembly	232
Parts List: Frame Assembly	233
Kit, Base Trailer Hardware, Tie Rod Latch Cyl.	234
Parts List: Kit, Base Trailer Hardware, Tie Rod Latch Cyl.	235
TRAILER AXLES, TIRES, AND TRACKS	237
Single Axle Adjust 15K, 62"-120"	237
Parts List 26744: Single Axle Adjust 15K, 62"-120"	238
Single Axle Adjust 15K, 72"-144"	239
Parts List 26757: Single Axle Adjust 15K, 72"-144"	240
Single Axle Adjust, Metric, 18.5k, 45cm - 76cm Spacing	241
Parts List 27941: Single Axle Adjust, Metric, 18.5k, 45cm - 76cm Spacing	242
N873 15K/18.5K Hub Assembly 10 Bolt, 11.25" B.C.	243
Parts List 730110: 15K/18.5K Hub Assembly 10 Bolt, 11.25" B.C.	244
Single Adjust Axle 20k, 88"-144"	245
Parts List 26758: Single Adjust Axle 20k, 88"-144"	246
Single Axle Adjust, Metric 20k 45cm - 76cm Spacing	247
Parts List 27946: Single Axle Adjust, Metric 20k 45cm - 76cm Spacing	248
Axle, Non Adjust, Duals	249
Parts List: Axle, Non Adjust, Duals	250
Axle Adjust, Duals, 45/76CM, 80/132", 84/144"	251
Parts List: Axle Adjust, Duals, 45/76CM, 80/132", 84/144"	252
Axle Adjust, Duals, 62.5/120", 80/120", 88/132"	253
Parts List: Axle Adjust, Duals, 62.5/120", 80/120", 88/132"	254
Axle Adjust, Duals, Metric, 50cm-76cm	255
Parts List: Axle Adjust, Duals, Metric, 50cm-76cm	256
Q881 20K Hub Assembly, 10 Bolt, 13.19" B.C.	257



ILLUSTRATED PARTS LIST

Parts List 730029: Q881 20K Hub Assembly, 10 Bolt, 13.19" B.C.	258
4 Inch Axle Spacer	259
Parts List 26756: 4 Inch Axle Spacer.....	260
Axle Adjust Assembly, Diamond Tire	261
Parts List 27182 / 27197: Axle Adjust Assembly, Diamond Tire	262
Q981 25K Hub Assembly, 10 Bolt, 13.19" B.C.	263
Parts List 730086: Q981 25K Hub Assembly, 10 Bolt, 13.19" B.C.	264
Tires and Rims - Trailer	265
Parts List 26747 - 26755 / 26874 - 26882: Tires and Rims - Trailer	266
Adjustable Track Axle	267
Parts List 26742 / 26743 / 27947: Adjustable Track Axle	268
Camso Tracks	269
Parts List 700202 / 700206: Camso Tracks	269
STEERABLE GOOSENECK	270
Steerable Gooseneck	270
Parts List 34685: Steerable Gooseneck.....	271
Raven Steerable Hitch Reverse Sensors 15K (1800 Gallon)	272
Parts List 28176: Raven Steerable Hitch Reverse Sensors 15K (1800 Gallon)	273
Raven Steerable Hitch Reverse Sensors 20K (2600 Gallon)	274
Parts List 28177: Raven Steerable Hitch Reverse Sensors 20K (2600 Gallon)	275
Raven Steerable Hitch Reverse Sensors TTS (Tracks)	276
Parts List 28175: Raven Steerable Hitch Reverse Sensors TTS (Tracks)	277
Raven Steerable Hitch Kit	278
Parts List: Raven Steerable Hitch Kit	278
Raven Steerable Applicator Kit	279
Parts List: Raven Steerable Applicator Kit.....	279
Raven Steering Valve	280
Parts List: Raven Steering Valve	281
Steerable Gooseneck Hydraulic Hoses & Fittings	282
Parts List 600107: Steerable Gooseneck Hydraulic Hoses & Fittings.....	282
Steerable Gooseneck Hydraulic Hoses & Fittings (cont.)	283
Parts List: Steerable Gooseneck Hydraulic Hoses & Fittings (cont.)	283
STANDARD DUTY	284
Non-Steerable Gooseneck	284
Parts List 26815: Non-Steerable Gooseneck.....	285
Standard Duty, Steerable Welded Latch Cyl. Gooseneck Assembly	286
Parts List 34601: Standard Duty, Steerable Welded Latch Cyl. Gooseneck Assembly.....	288
Standard Duty, Steerable Tie Rod Latch Cyl. Gooseneck Assembly	291
Parts List: Standard Duty, Steerable Tie Rod Latch Cyl. Gooseneck Assembly	293
Standard Duty, 66' Welded Latch Cyl. Assembly	296
Parts List 34617: Standard Duty, 66' Welded Latch Cyl. Assembly	299
Standard Duty, 66' Tie Rod Latch Cyl. Assembly	302
Parts List 34618: Standard Duty, 66' Tie Rod Latch Cyl. Assembly	305

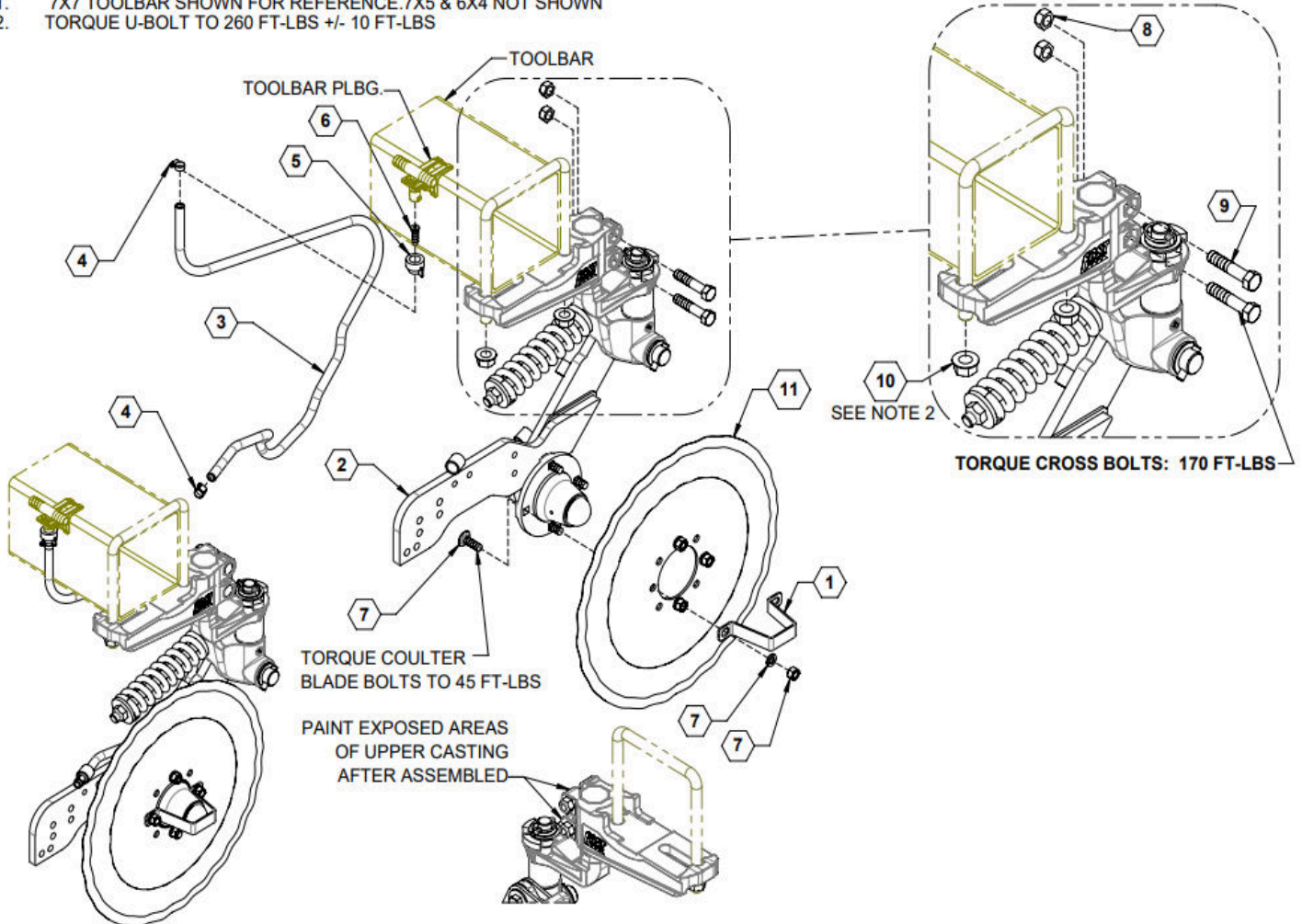
WARNING LIGHTS, DECALS, and SERIAL NUMBER TAG	307
Warning Lights and Warning Decals	307
Parts List 26848: Warning Lights and Warning Decals.....	308
Gooseneck Decals and Serial Number Tag	309
Parts List: Gooseneck Decals and Serial Number Tag	310
Decals, Domestic English	311
Parts List 28265: Decals, Domestic English	312
Decals, NA INTL English	313
Parts List 28267: Decals, NA INTL English	314
Decals, French	315
Parts List 28268: Decals, French.....	316
Decals, Ukrainian	317
Parts List 28269: Decals, Ukrainian	318
Decals, Domestic Spanish	319
Parts List 28270: Decals, Domestic Spanish	320



COULTERS

AP Coultter Assembly

- NOTE:
 1. 7X7 TOOLBAR SHOWN FOR REFERENCE. 7X5 & 6X4 NOT SHOWN
 2. TORQUE U-BOLT TO 260 FT-LBS +/- 10 FT-LBS



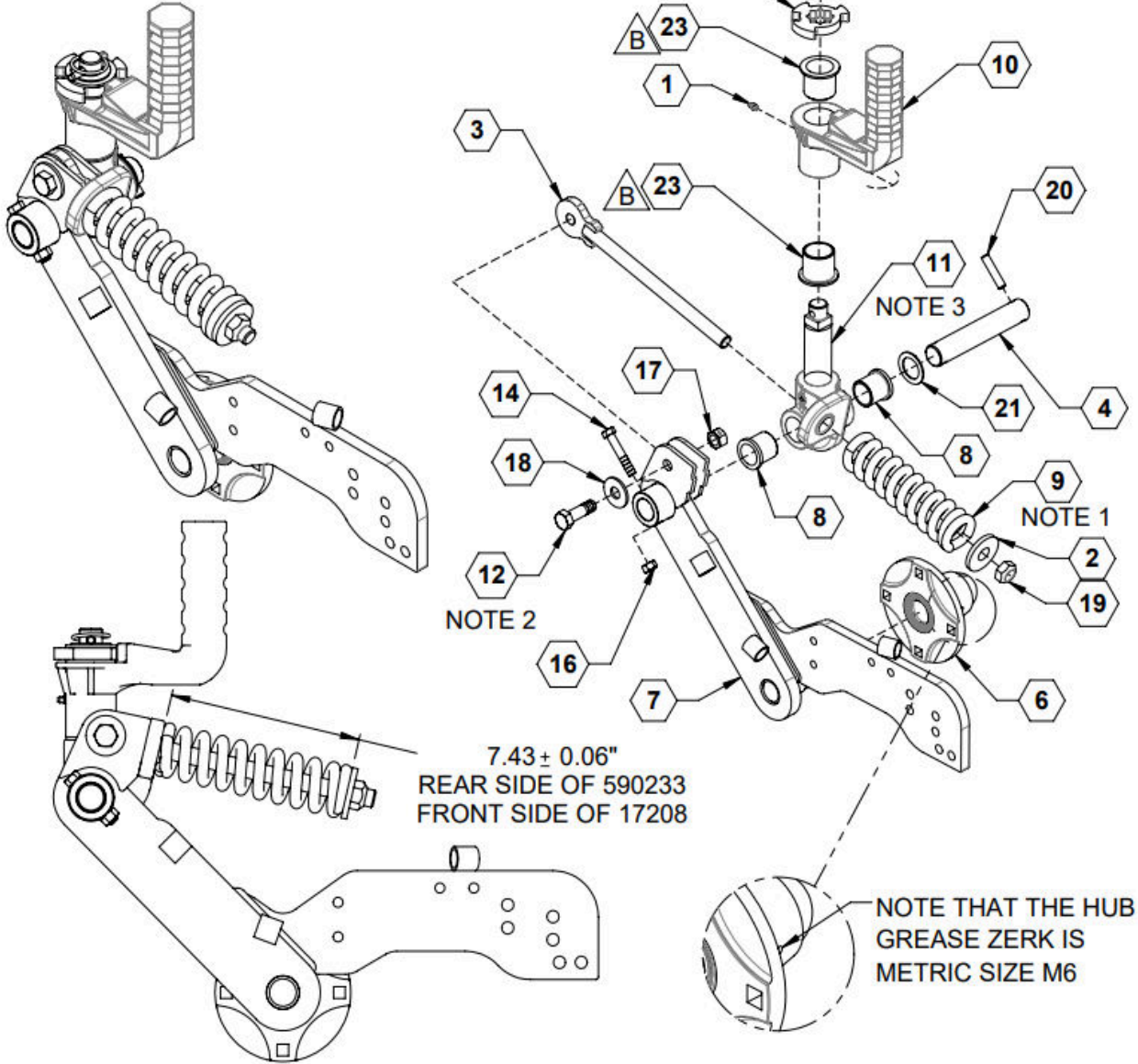
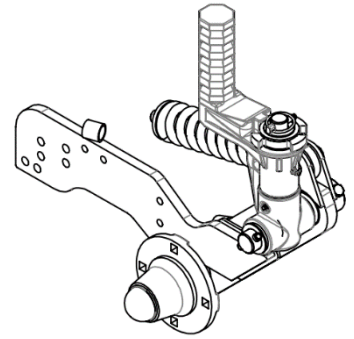
Parts List 34471: AP Coultter Assembly

ITEM	PART NO.	QTY.	DESCRIPTION
1	17214	1	HUB RETAINER BRACKET
2	34470	1	ASSY, UPDATED COULTER BASE
3	510020	1	HOSE, 3/8" EPDM X 4.5 FT
4	540032	2	CLAMP, HOSE SS 5/16" #5
5	590076	1	CAP, QT NYLON BLACK
6	590077	1	CONNECTOR, HOSE BARB
7	590278	1	HDWE KIT, COULTER BLADE KIT
8	596243M	2	NUT, TOPLOCK 5/8-11 G8 MAGNI
9	596779M	2	BOLT, HH 5/8 X 3 G8 MAGNI
10	596850M	2	NUT, HEX FLANGE TOPLOCK 3/4-10 GR8 MAGNI
11	750014	1	COULTER BLADE, 20' RIPPLED

AP Coulter Base Assembly

NOTE:

1. SET SPRING LENGTH AS SHOWN ON DRAWING
2. TIGHTEN BOLT UNTIL PLATES DEFLECT .06" +/- .03" MAKING SURE LOCK NUT FULLY ENGAGES ON BOLT
3. PAINT EXPOSED PIVOT SHAFT AFTER ASSEMBLED



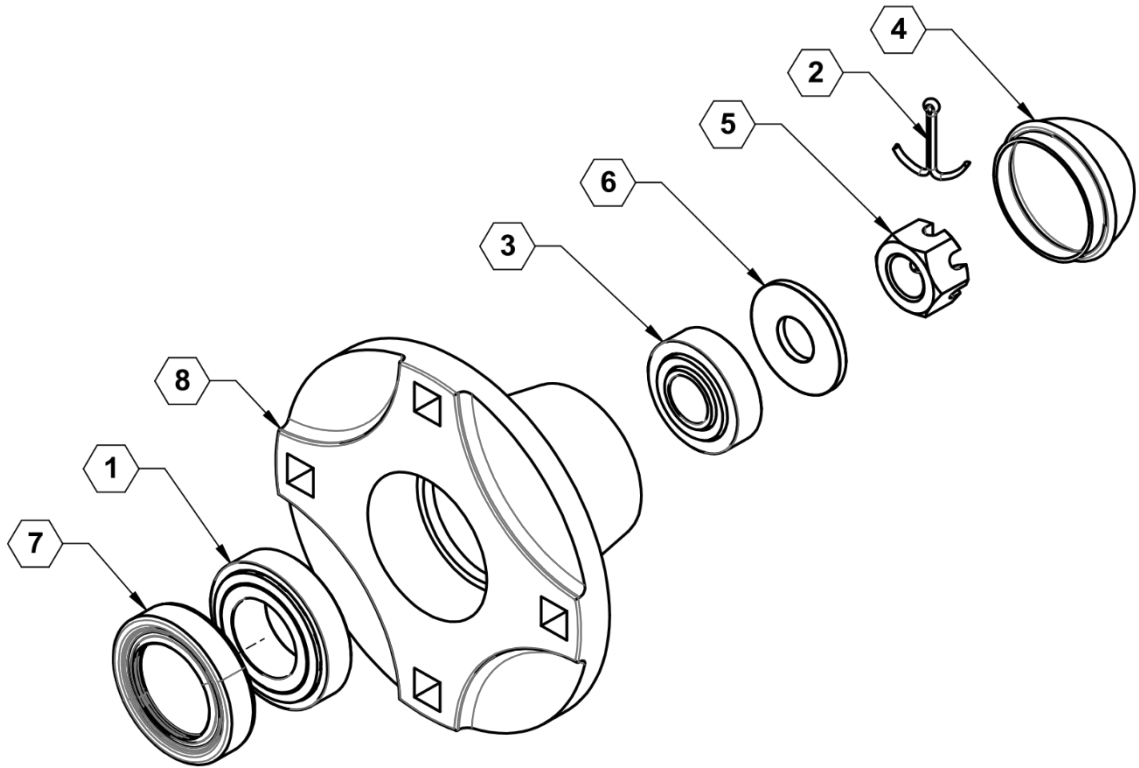


ILLUSTRATED PARTS LIST

Parts List 34470: AP Coulter Base Assembly

ITEM	PART NO.	QTY.	DESCRIPTION
1	759	1	ZERK, 1/4-28 STRAIGHT PIPE THREAD
2	17208	1	PLATE, SPRING END
3	17276	1	SPRING LEVER WELDMENT
4	17291	1	PIVOT SHAFT
5	21088	1	PLATE, COULTER ROTATION
6	26891	1	HUB, COULTER 4 BOLT
7	34472	1	COULTER ARM WELDMENT
8	530328	2	IGUS FLANGED BUSHING
9	590123	1	COULTER COMPRESSION SPRING
10	590232	1	MID CASTING
11	590233	1	LOWER CASTING
12	590290	1	BOLT, HH 5/8 X 2 SPECIAL, MAGNI
13	590819M	1	LYNCH PIN, 5/16 X 1-3/4 MAGNI
14	596143M	1	BOLT, HH 7/16 X 2-1/2 GR5 MAGNI
15	596179M	1	BUSHING, MACHINED 1' X 14GA MAGNI
16	596238M	1	NUT, CENTERLOCK 7/16-14 MAGNI
17	596240M	1	NUT, CENTERLOCK, 5/8-11 MAGNI
18	596261M	1	WASHER, FLAT 5/8 MAGNI
19	596626M	1	NUT, TOPLOCK 3/4-10 GR5 MAGNI
20	596740M	1	ROLL PIN, 7/16 X 2 MAGNI
21	596744M	1	BUSHING, MACHINE, 1-1/4 X 14 GA MAGNI
22	750086	1	UPPER DUST CAP WASHER
23	750094	2	COULTER PIVOT BUSHING

N669 Complete Hub with Square Hole with Triple Seal Assembly

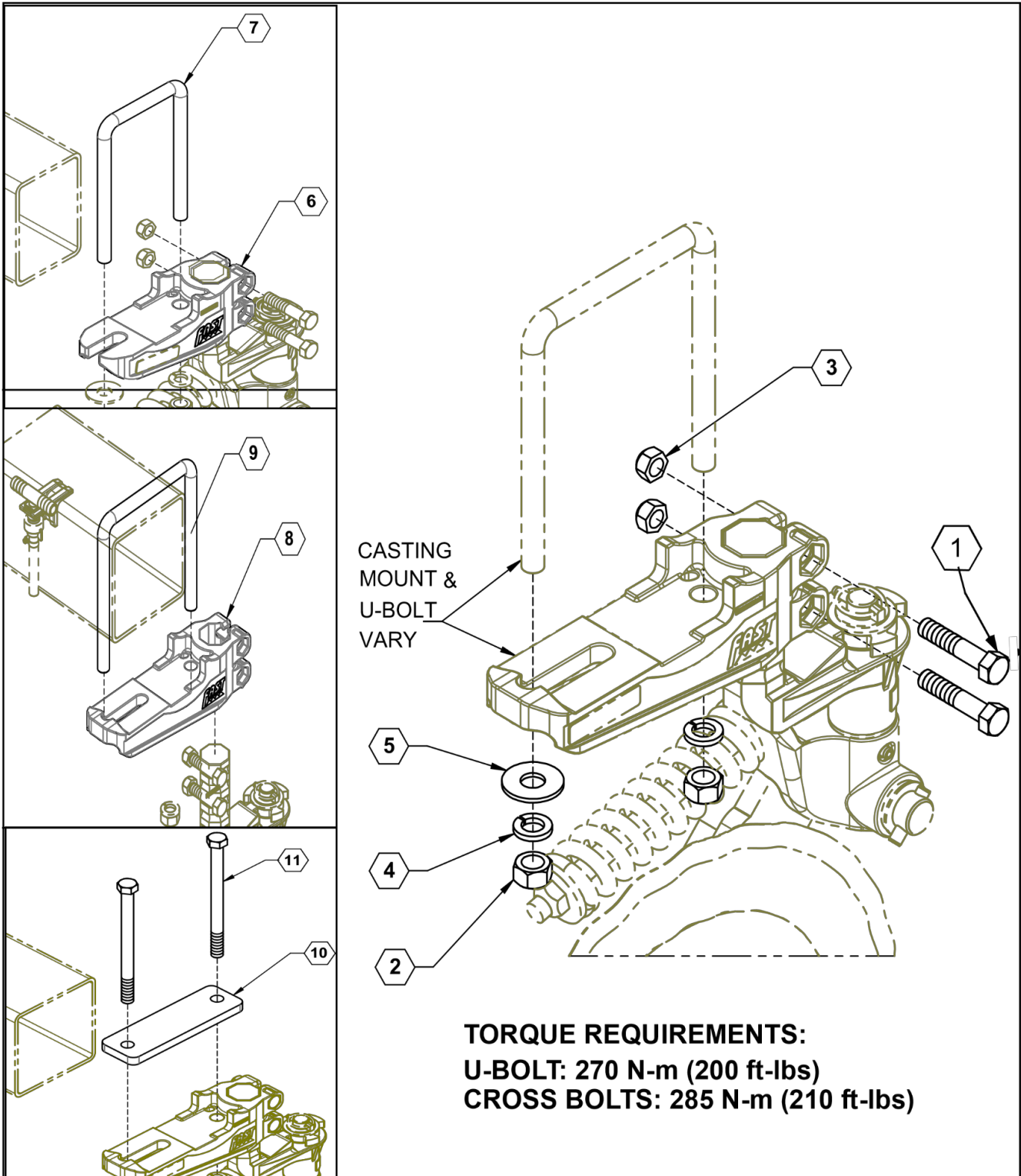


Parts List 26891 / 730095ASSY: N669 Complete Hub with Square Hole with Triple Seal

ITEM	FAST PART NO.	VENDOR PART NO.	QTY.	DESCRIPTION
1	730032		1	BEARING AND RACE, LG LM67048,
1		LM67048	1	BEARING
1		LM67010	1	RACE
2	730033		1	COTTER PIN, N669, 4-BOLT
3	730036		1	BEARING AND RACE, SM LM11949,
3		LM11949	1	BEARING
3		LM11910	1	RACE
4	730044		1	HUB CAP, (699/736) HUB
5	730088		1	CASTLE NUT 4-BOLT, 5/8-18
6	730096		1	WASHER, NSS9 4-BOLT
7	730102		1	SEAL, TRIPLE LIP ID
8	730104		1	HUB, W/ CUPS, 4 BOLT, N669



AP Coupler Upper Casting Mounts

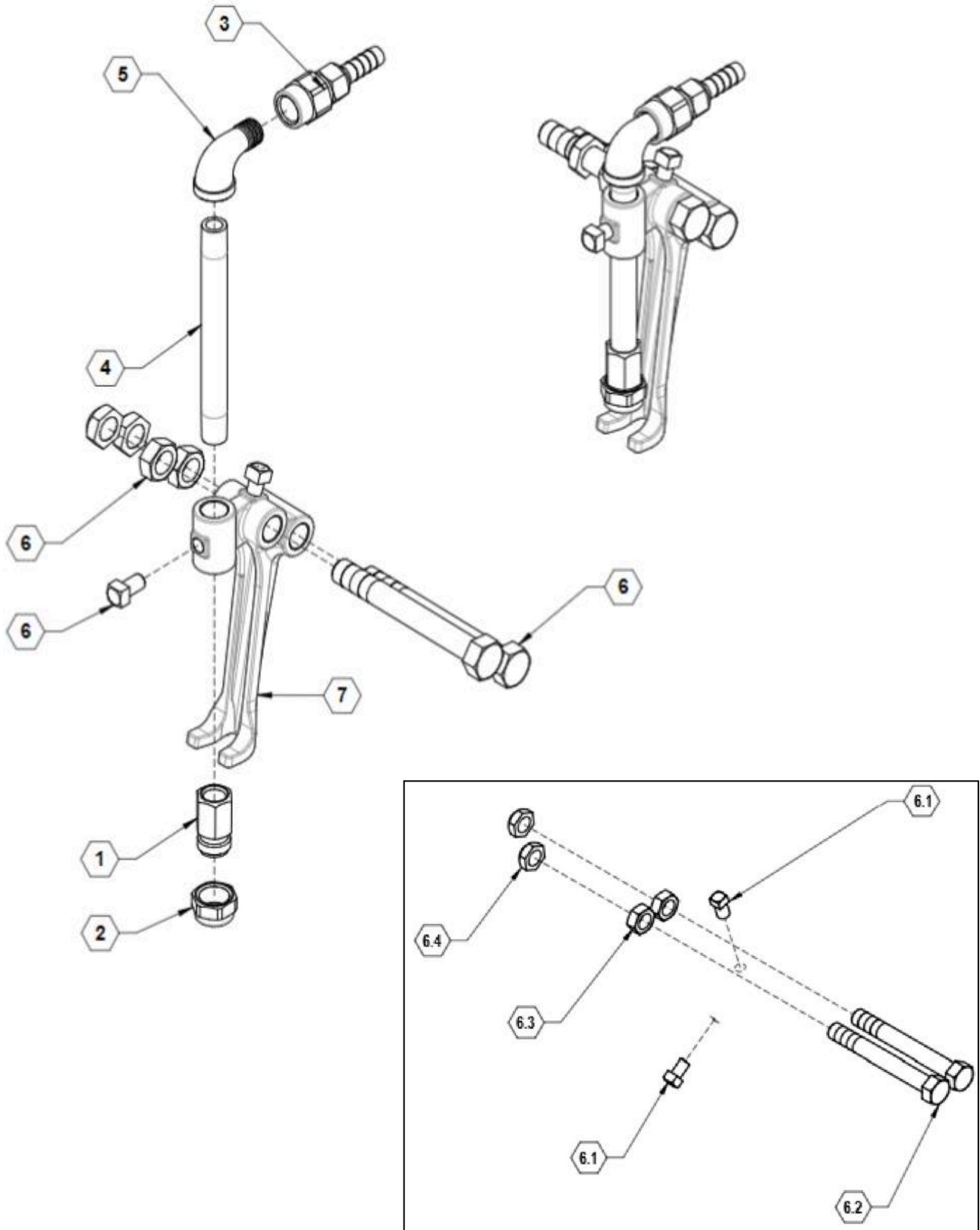


Parts List: AP Coulter Upper Casting Mounts

ITEM	PART NO.	QTY.	DESCRIPTION
1	596779M	2	BOLT, G8 HEX 5/8 X 3 MAGNI
2	596217M	2	NUT, HEX 3/4-10 MAGNI
3	596243M	2	NUT, G8 TOPLOCK 5/8-11 MAGNI
4	596254M	2	LOCKWASHER 3/4 MAGNI
5	596259M	1	WASHER, FLAT 3/4 MAGNI
6	590310	1	MOUNT CASTING AP COULTER
7	596773M	1	U-BOLT, 7 X 5 MAGNI
	596772M	1	U-BOLT, 6 X 4 MAGNI
8	590231	1	MOUNT CASTING, 7X7 TB
9	596774M	1	U-BOLT, 7 X 7 MAGNI
10	17284	1	PLATE, TOP
11	596197M	2	BOLT, 3/4-10 X 9-1/2 MAGNI

AP Coulter Injection Option Assembly

No closing wheel





ILLUSTRATED PARTS LIST

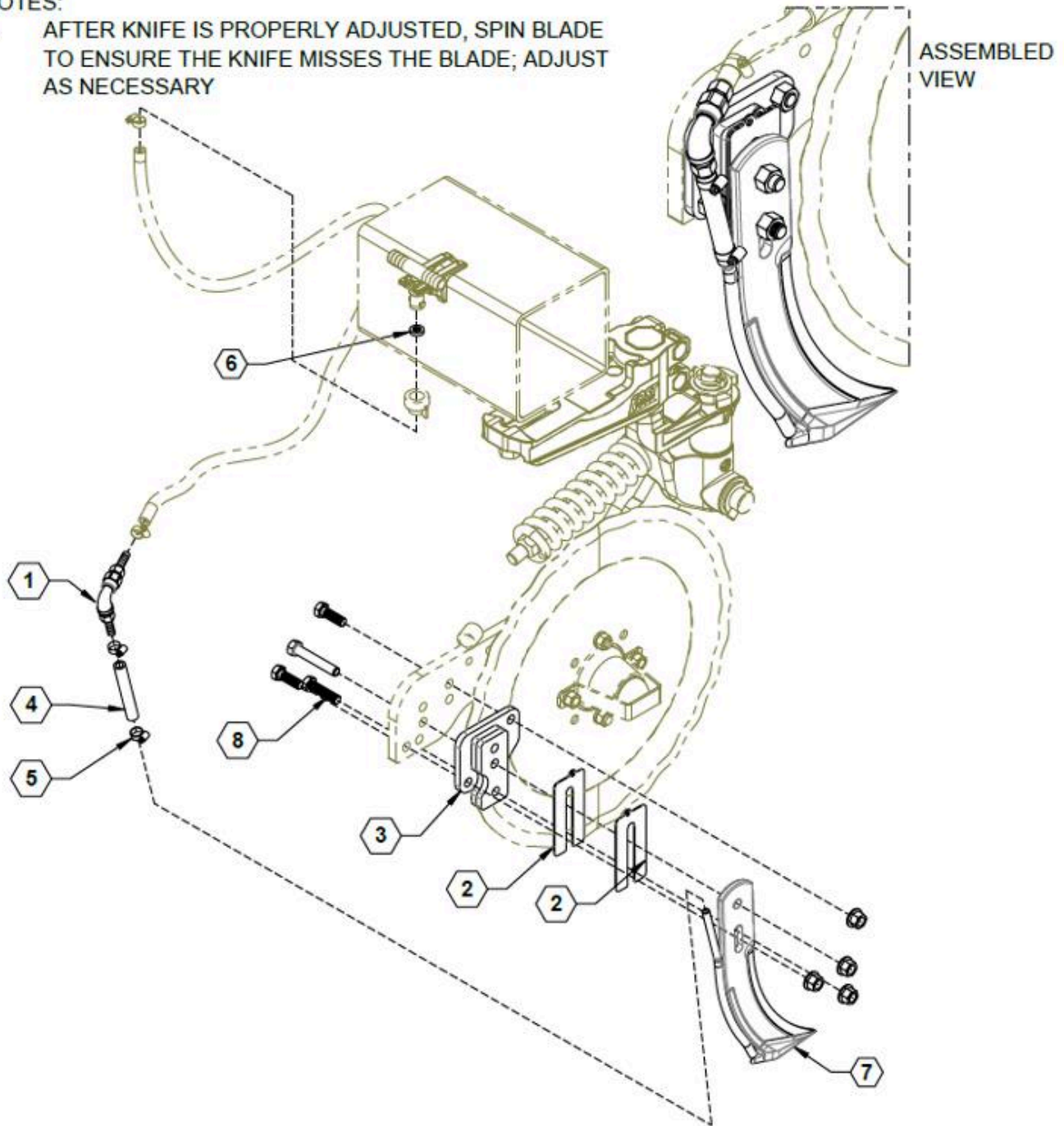
Parts List 90SAINJ: AP Coulter Injection Option Assembly

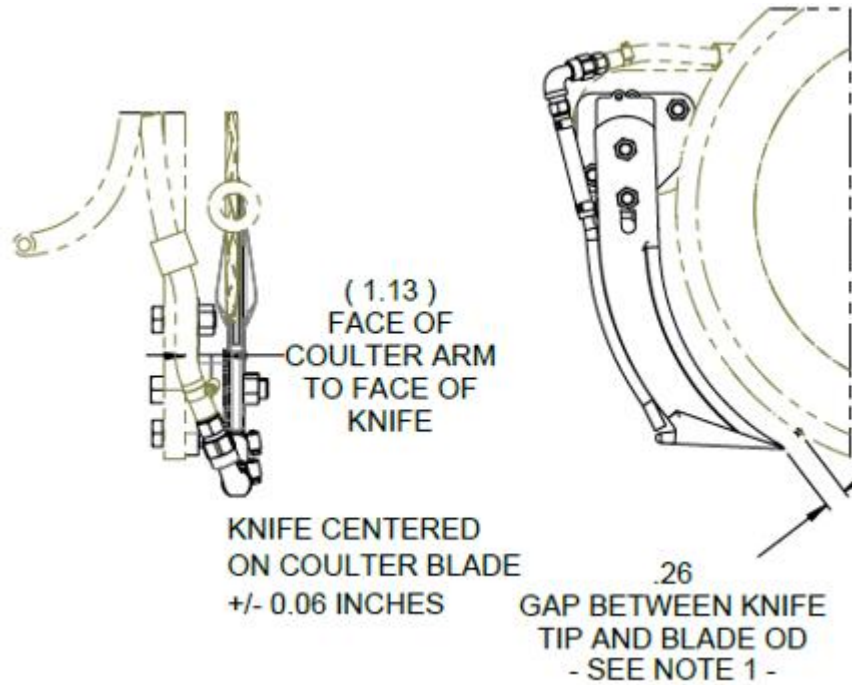
ITEM	PART NO.	QTY.	DESCRIPTION
1	520014	1	NOZZLE BODY, 1/4" SS
2	520015	1	NOZZLE CAP, SS
3	530188	1	CHECK VALVE ASSEMBLY
4	530199	1	PIPE NIPPLE, 1.4" SS
5	530246	1	ELBOW, 90° STREET 1/4 NPT SS
6	590818	1	HDWE KIT, INJECTION ASSY
6.1	596100M	2	SET SCREW, 3/8-16 X 1/2 MAGNI
6.2	596158M	2	BOLT, HH 1/2 X 4 GR5 MAGNI
6.3	596223M	2	NUT, HEX JAM 1/2 -13 MAGNI
6.4	596618M	2	NUT, TOPLOCK THIN 1/2-13 MAGNI
7	750089	1	CASTING, INJECTION ROCK GUARD

AP Coulter Knife Option Assembly

NOTES:

1. AFTER KNIFE IS PROPERLY ADJUSTED, SPIN BLADE TO ENSURE THE KNIFE MISSES THE BLADE; ADJUST AS NECESSARY

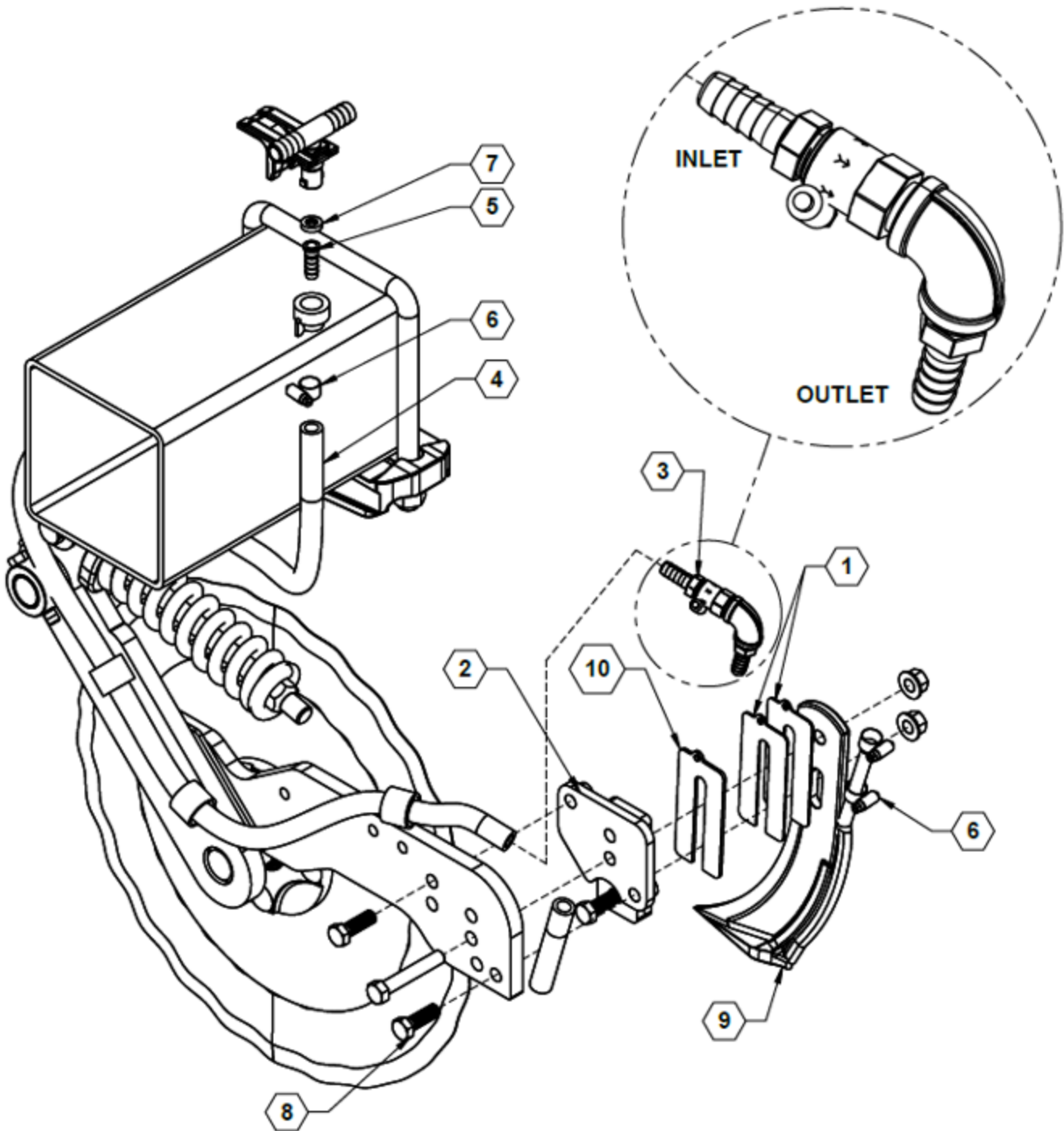




Parts List 34590: AP Coultter Knife Option Assembly

ITEM	PART NO.	QTY.	DESCRIPTION
1	90SACLYKNFCHCKVLV	1	KNIFE CHECK VALVE ASSEMBLY
2	34474	2	KNIFE SHIM, 14 GA
	34551	1	KNIFE SHIM, 11 GA
3	34475	1	(PRE 2025) WELDMENT, KNIFE MOUNT
	790121	1	CASTING, KNIFE MOUNT
4	510020	1	HOSE, 3/8" EPDM X .33 FT
5	540032	2	CLAMP, HOSE SS 5/16" #5
6	590029	1	SEAL, EPDM
7	750003	1	KNIFE, EXTRA THIN W/ 3/8" PIPE
8	590799	1	HARDWARE KIT, KNIFE

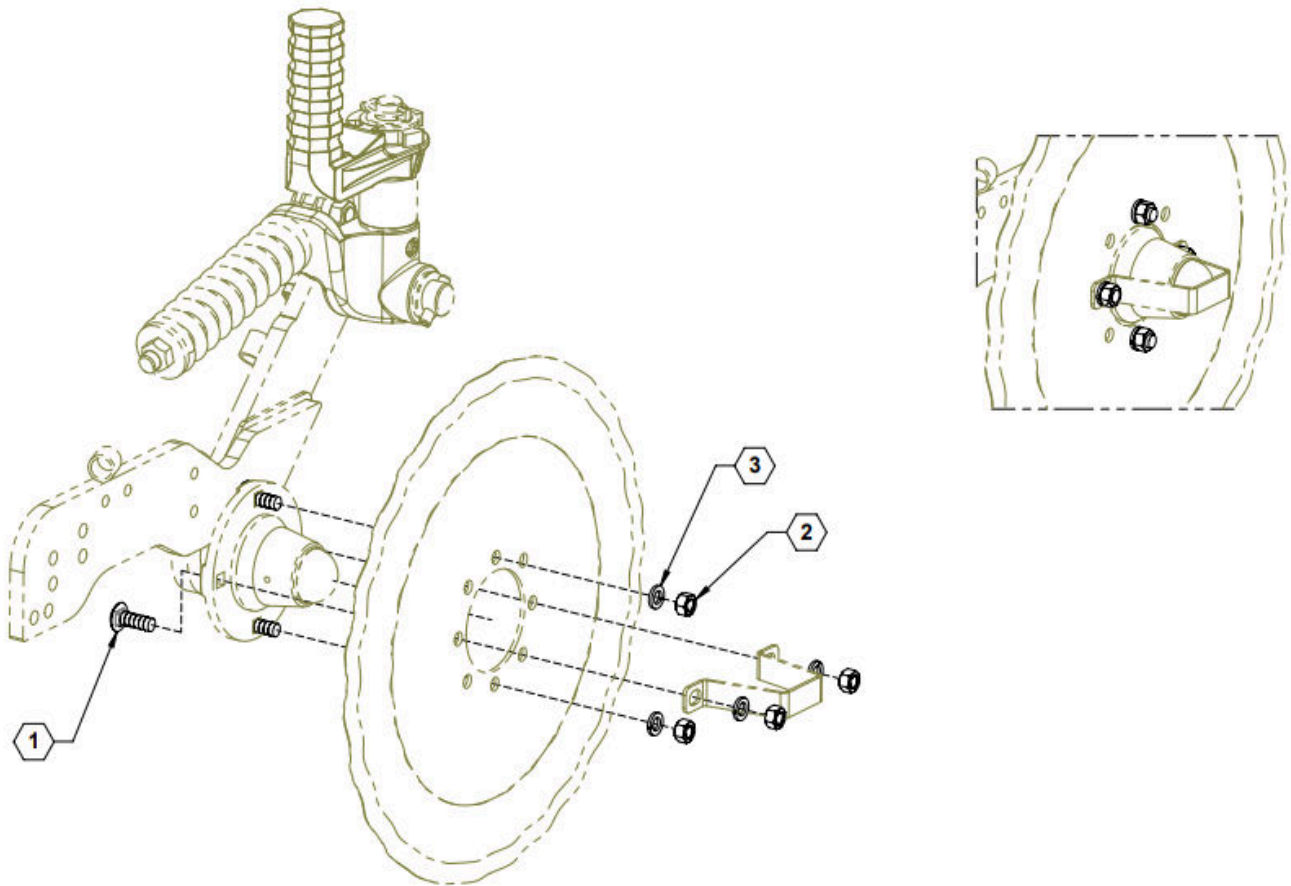
AP Coulter Knife High Flow Knife Option



Parts List 37139: Parts List 28260: Repair Kit - Knife

ITEM	PART NO.	QTY.	DESCRIPTION
1	34474	2	KNIFE SHIM, 14 GA
2	34475	1	(PRE 2025) WELDMENT, KNIFE MOUNT
	790121	1	CASTING, KNIFE MOUNT
3	37138	1	HIGH FLOW CHECK ASS, KNIFE
4	510012	5 ft	HOSE, 1/2" EPDM
5	530526	1	CONNECTOR, HOSE BARB
6	540011	4	CLAMP, 3/8" #6H
7	590029	1	SEAL, EPDM
8	590799	1	HARDWARE KIT, KNIFE
9	750100	1	KNIFE, FERTILIZER 1/2"PIPE
10	34551	1	KNIFE SHIM, 11 GA

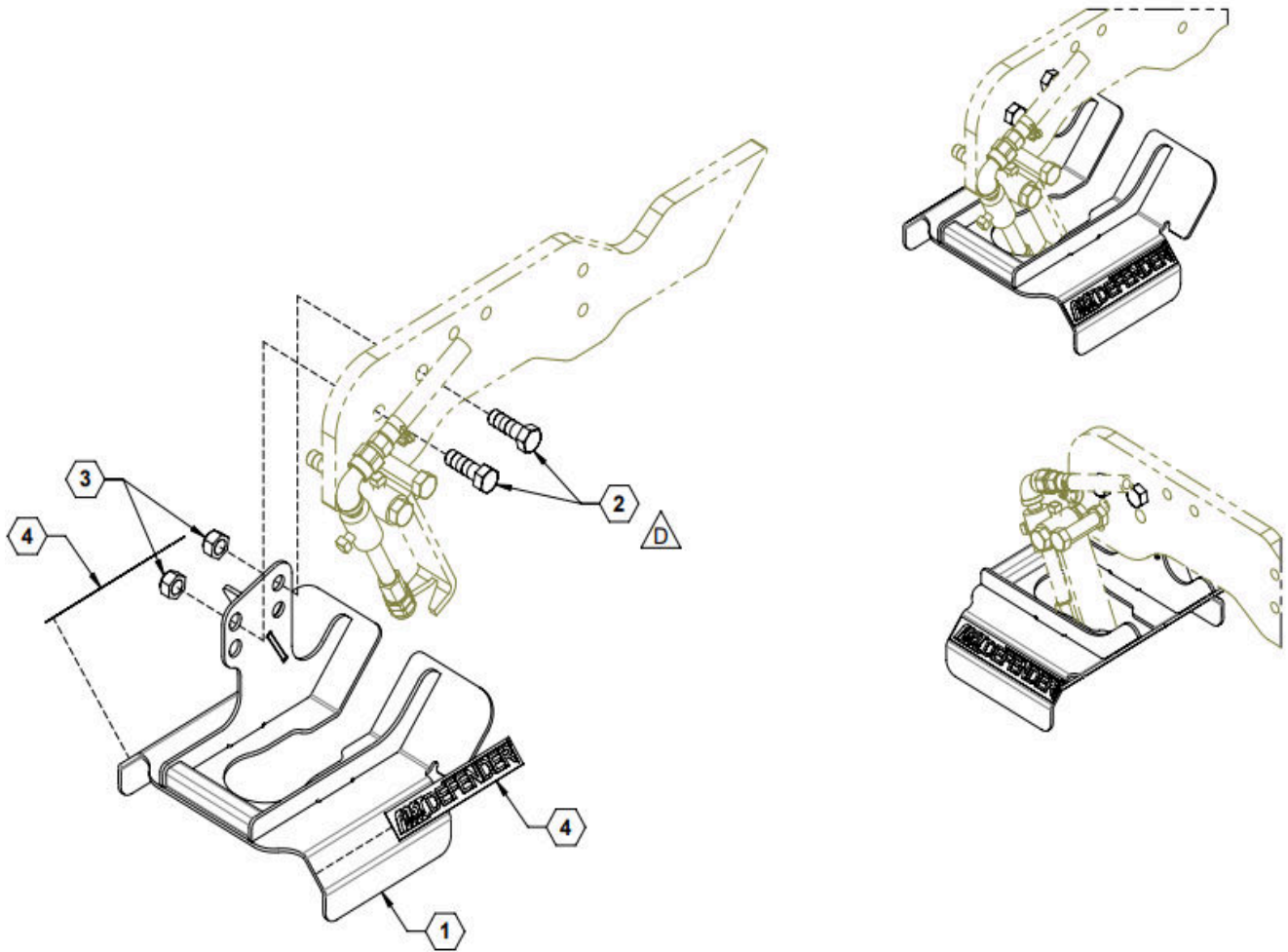
AP Coulter Blade Hardware Kit



Parts List 590278: AP Coulter Blade Hardware Kit

ITEM	PART NO.	QTY.	DESCRIPTION
1	596620M	4	BOLT, CARR, 1/2 X 1-1/2 GR5 MAGNI
2	596215M	4	NUT, HEX 1/2 NC GR5 MAGNI
3	596251M	4	WASHER, LOCK, 1/2 MAGNI

DEFENDER® for Injection Assembly



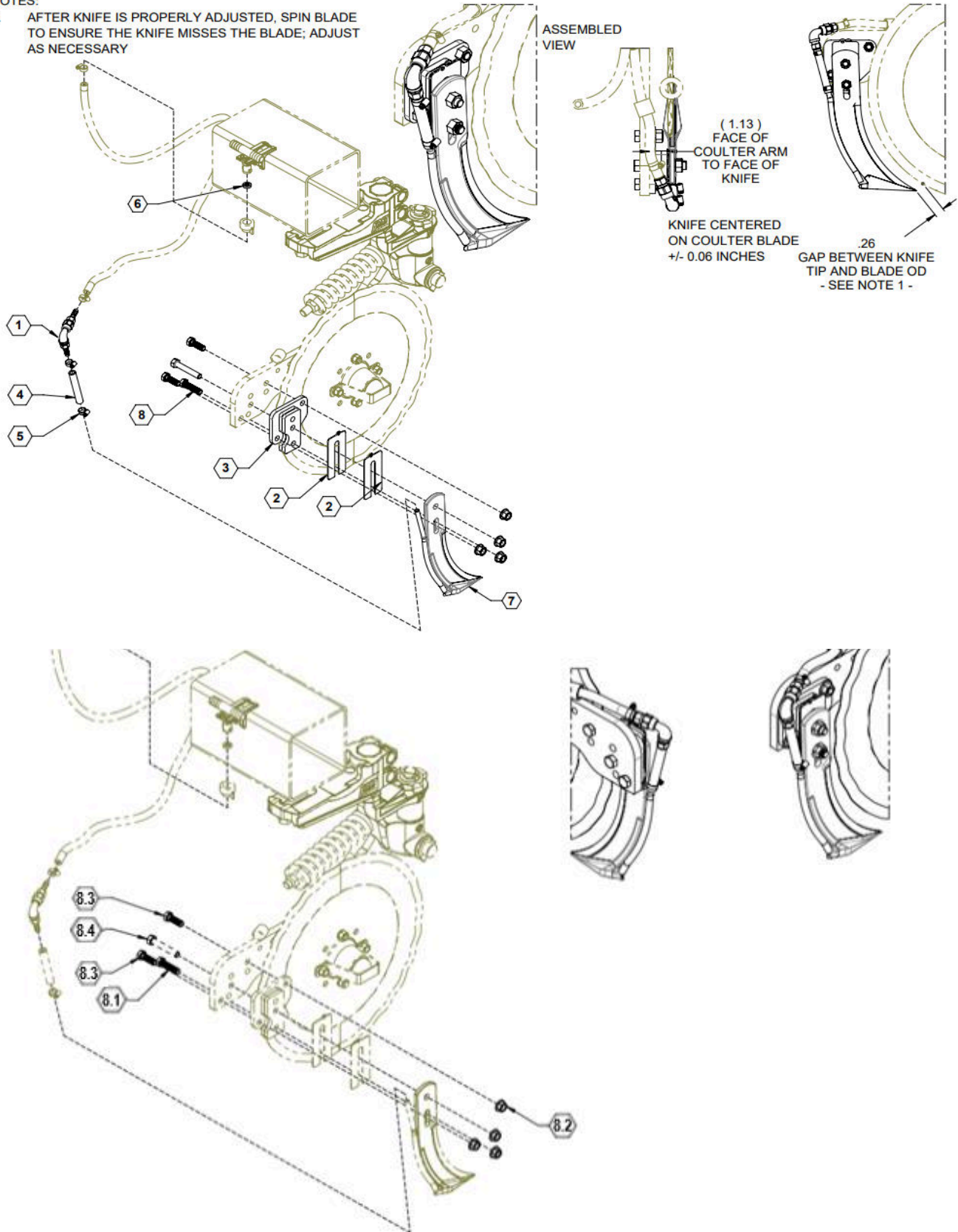
Parts List 17302 / 99CROPDEFENDER: DEFENDER® for Injection

ITEM	PART NO.	QTY.	DESCRIPTION
1	21805	1	COULTER FENDER
2	596153M	2	BOLT, HH 1/2-13X1-1/2 GR5 MAGNI
3	596619M	2	NUT, TOPLOCK 1/2-13 MAGNI
4	800273	2	DECAL, FAST DEFENDER®

AP Coultter Knife Option Assembly – Non-Adjustable (2022 and newer, backwards compatible)

NOTES:

1. AFTER KNIFE IS PROPERLY ADJUSTED, SPIN BLADE TO ENSURE THE KNIFE MISSES THE BLADE; ADJUST AS NECESSARY



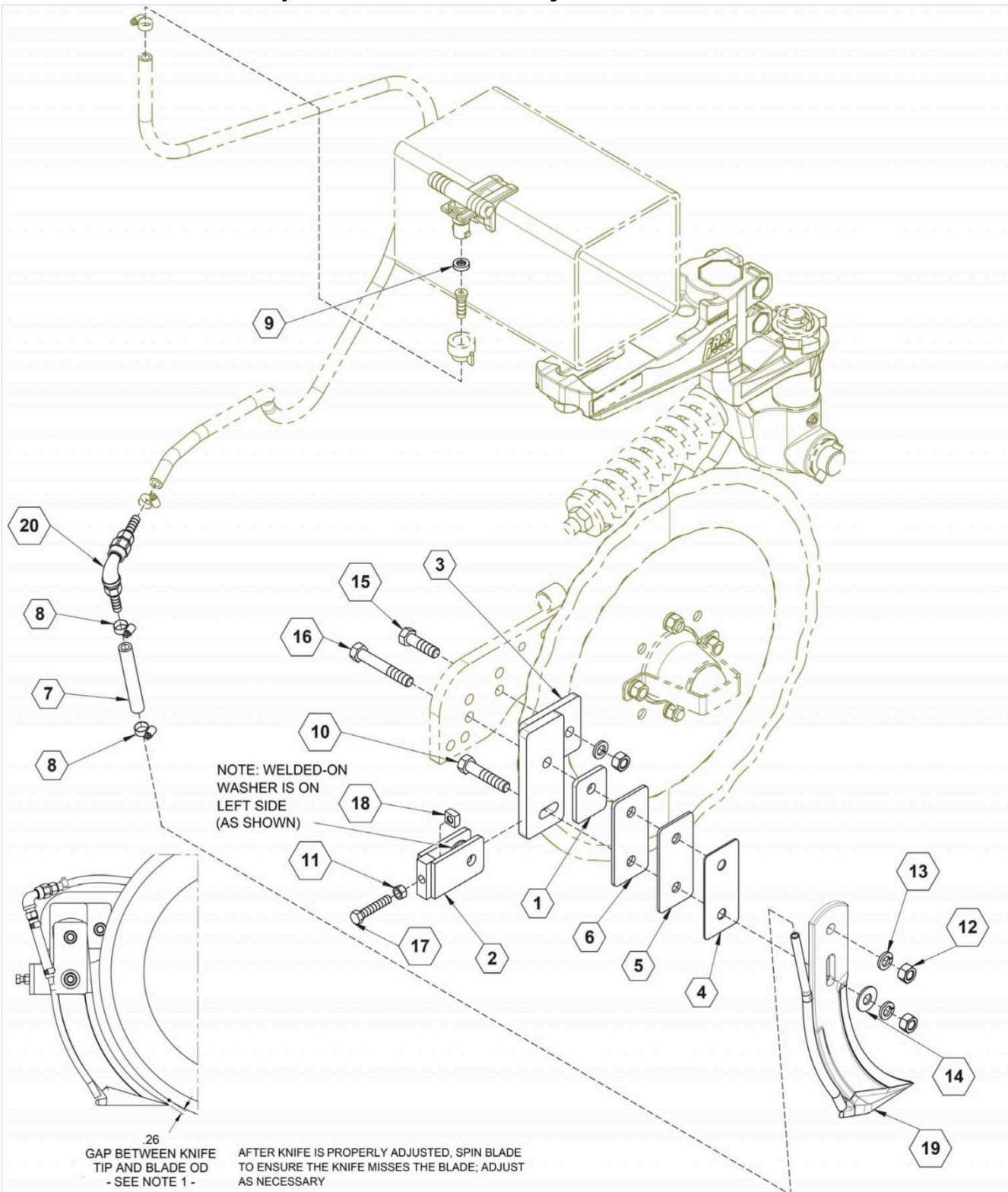


ILLUSTRATED PARTS LIST

Parts List: AP Coultter Knife Option Assembly – Non-Adjustable (2022 and newer, backwards compatible)

ITEM	PART NO.	QTY.	DESCRIPTION
1	90SACLYKNFCHCKVLV	1	KNIFE CHECK VALVE ASSEMBLY
2	34474	2	KNIFE SHIM, 14 GA
3	34475	1	(PRE 2025) WELDMENT, KNIFE MOUNT
	790121	1	CASTING, KNIFE MOUNT
4	510020	1	HOSE, 3/8" EPDM X .33FT
5	540032	2	CLAMP, HOSE SS 5/16" #5
6	590029	2	SEAL, EPDM
7	750003	1	KNIFE, EXTRA THIN W/ 3/8" PIPE
8	590799	1	HARDWARE KIT, KNIFE
8.1	596154M	1	BOLT, HH 1/2-13 X 2 GR5 MAGNI
8.2	596820M	4	NUT, FLANGED LOCKNUT, 1/2-13 G8 MAGNI
8.3	596853M	2	BOLT, 1/2"-13 X 1.5 GR. 8 MAGNI
8.4	596854M	1	BOLT, 1/2"-13 X 3" GR. 8 MAGNI

AP Coultter Knife Stop Hardware Kit – Adjustable (2022 and older)



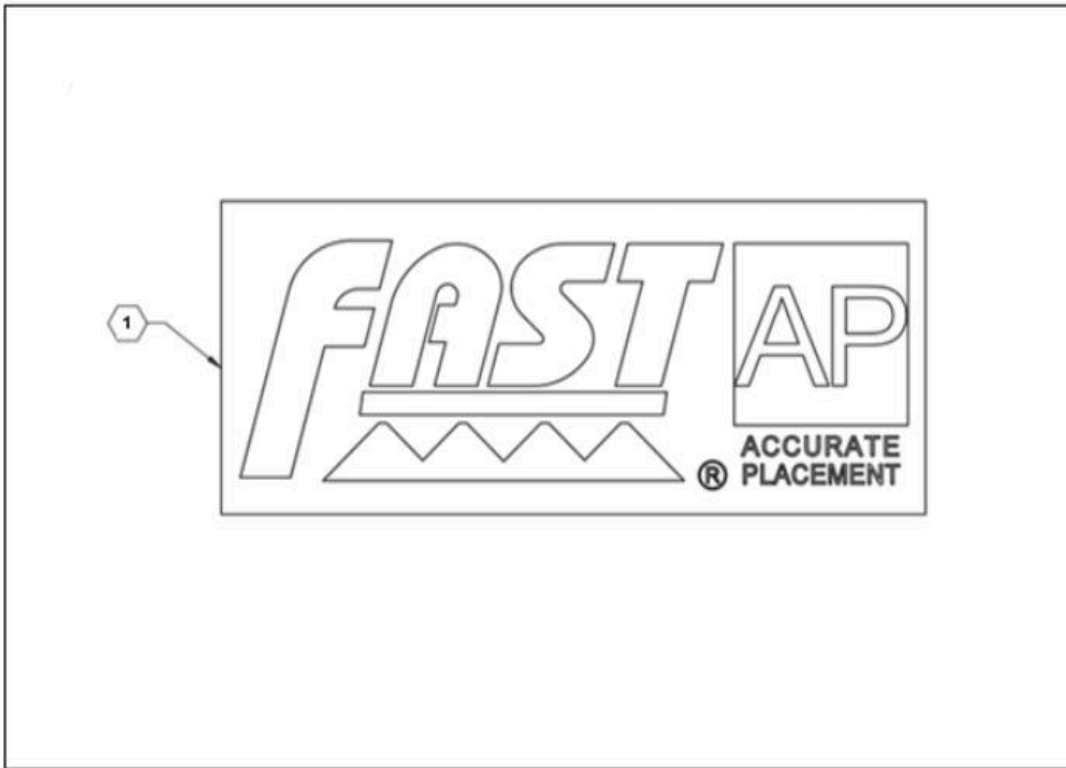


ILLUSTRATED PARTS LIST

Parts List: AP Coultter Knife Stop Hardware Kit – Adjustable (2022 and older)

ITEM	PART NO.	QTY.	DESCRIPTION
1	17909	1	PLATE, SHIM SPACER
2	17910	1	KNIFE ADJUSTER BRACKET
3	17915	1	KNIFE MOUNT
4	17920	1	KNIFE SHIM, 14 GA
5	17921	1	KNIFE SHIM, 10 GA
6	17922	1	KNIFE SHIM, 7 GA
7	510020	1	HOSE, 3/8", EPDM
8	540032	2	CLAMP, HOSE SS 5/16" #5
9	590029	1	SEAL, EPDM
10	596155M	1	BOLT, HH 1/2-13 X 2-1/2 GR5 MAGNI
11	596213M	1	NUT, HEX 3/8-16 MAGNI
12	596215M	3	NUT, HEX 1/2 NC GR5 MAGNI
13	596251M	3	WASHER, LOCK, 1/2 MAGNI
14	596260M	1	WASHER, FLAT 1/2 MAGNI
15	596639M	1	BOLT, HH 1/2 X 1-3/4 GR5 MAGNI
16	596640M	1	BOLT, HH 1/2 X 3-1/4 GR5 MAGNI
17	596666M	1	BOLT, HH 3/8-16 X 2 MAGNI
18	596762M	1	NUT, SQ 3/8-16 MAGNI
19	750003	1	KNIFE, EXTRA THIN W/ 3/8" PIPE
20	90SACLKYNFCHCKVLV	1	KNIFE CHECK VALVE ASSEMBLY
NS	CP491663	AR	#63 ORIFICE DISK
NS	CP491665	AR	#65 ORIFICE DISK
NS	CP491672	AR	#72 ORIFICE DISK
NS	CP491675	AR	#75 ORIFICE DISK
NS	CP491677	AR	#77 ORIFICE DISK
NS	CP491678	AR	#78 ORIFICE DISK
NS	CP491680	AR	#80 ORIFICE DISK
NS	CP491689	AR	#89 ORIFICE DISK
NS	CP491691	AR	#91 ORIFICE DISK
NS	CP491693	AR	#93 ORIFICE DISK
NS	CP4916103	AR	#103 ORIFICE DISK
NS	CP4916107	AR	#017 ORIFICE DISK
NS	CP4916115	AR	#115 ORIFICE DISK
NS	CP4916125	AR	#125 ORIFICE DISK
NS	CP4916132	AR	#132 ORIFICE DISK
NS	CP4916144	AR	#144 ORIFICE DISK
NS	CP4916151	AR	#151 ORIFICE DISK
NS	CP4916177	AR	#177 ORIFICE DISK

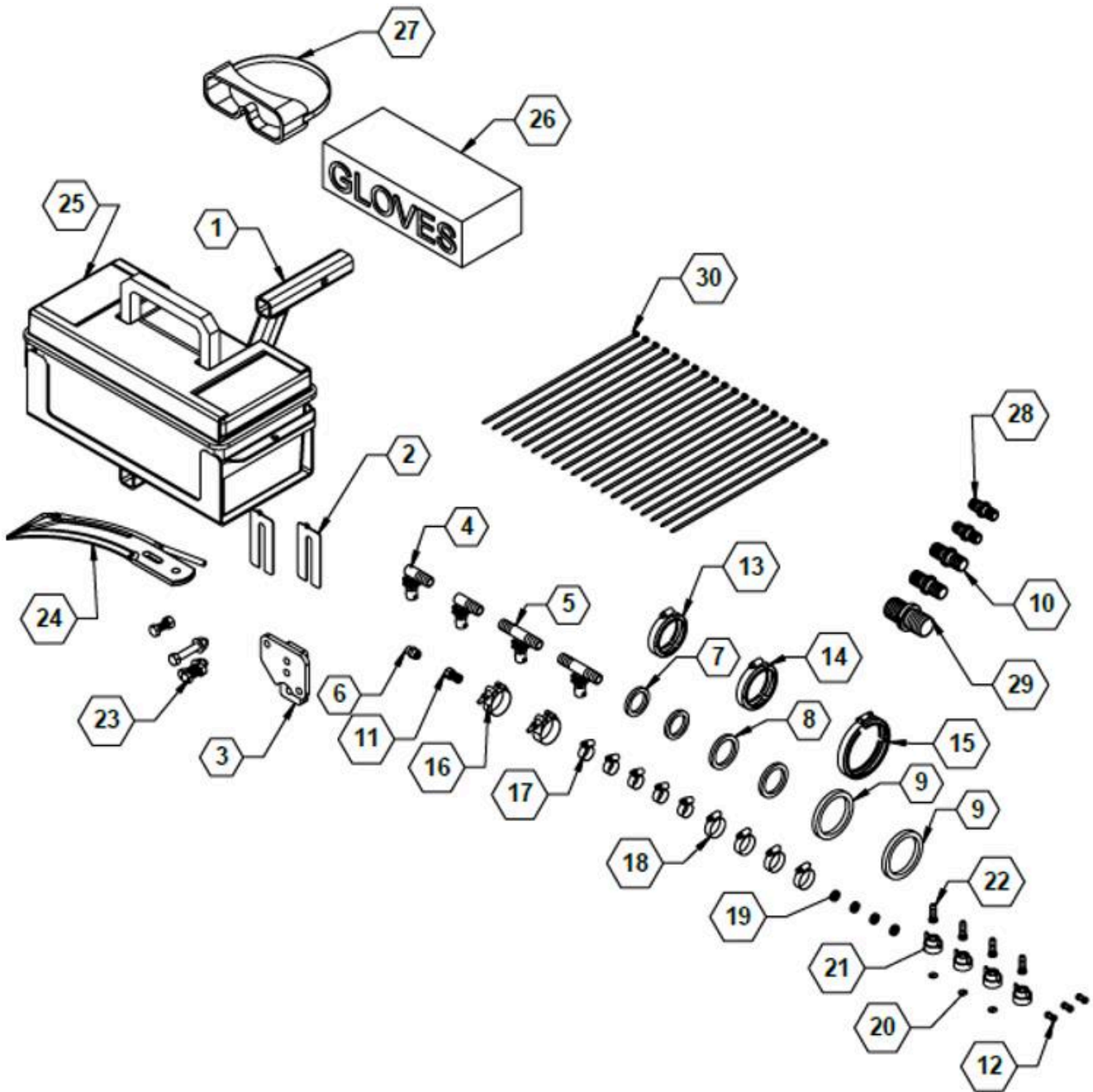
Decal Assembly



Parts List 17292: Decal Assembly

ITEM	PART NO.	QTY.	DESCRIPTION
1	800210	1	DECAL, FAST AP COULTER LOGO

Repair Kit - Knife



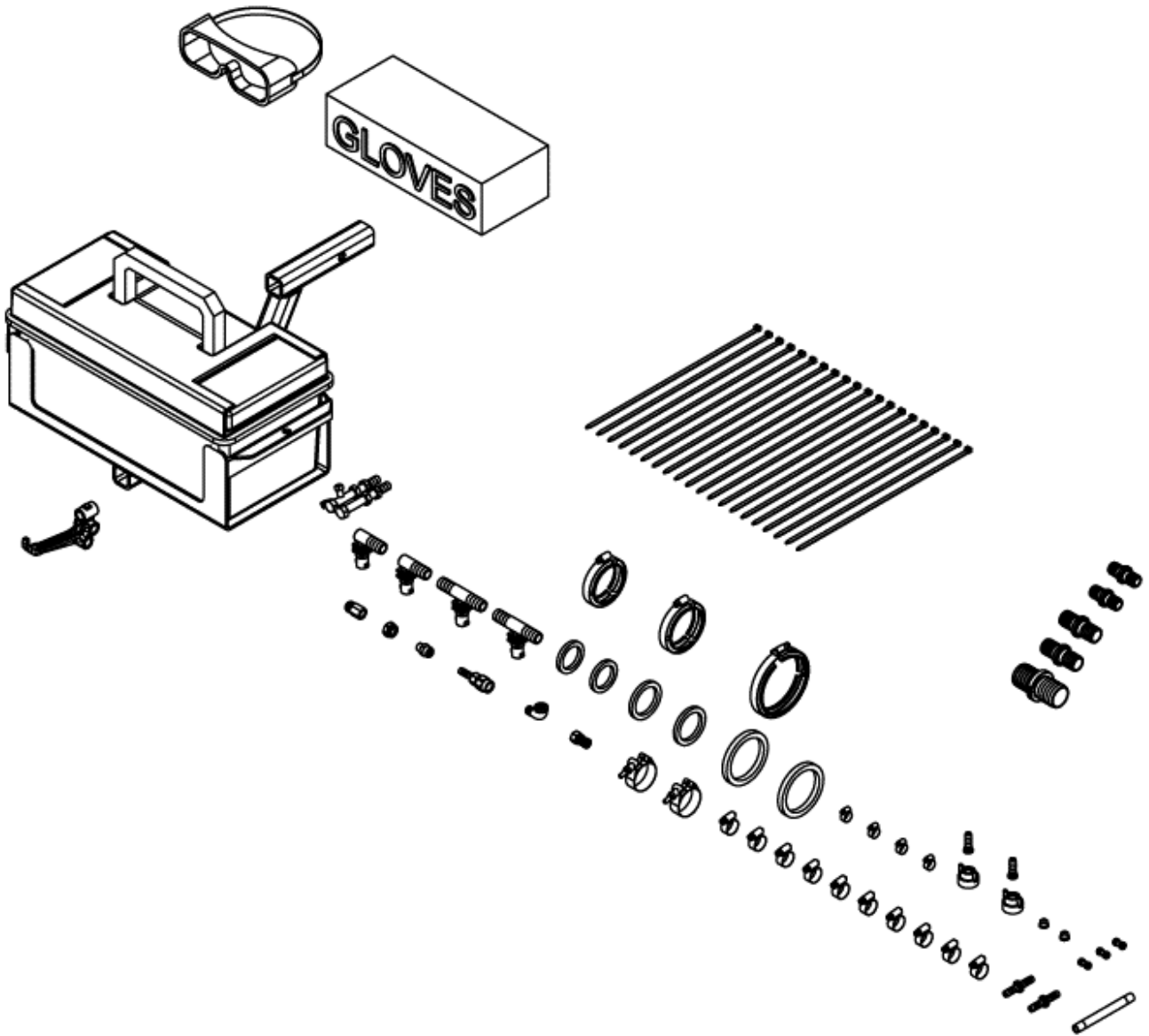


ILLUSTRATED PARTS LIST

Parts List 28260: Repair Kit - Knife

ITEM	PART NO.	QTY.	DESCRIPTION
1	18426	1	WELDMENT, TOOLBOX HOLDER
2	34474	2	KNIFE SHIM, 14 GA
3	34475	1	(PRE 2025) WELDMENT, KNIFE MOUNT
	790121	1	CASTING, KNIFE MOUNT
4	520003	2	NOZZLE, SINGLE HOSE SHANK
5	520004	2	NOZZLE, DOUBLE HOSE SHANK
6	530001	1	MALE CONNECTOR, 1/4" X 1/4"
7	530014	2	GASKET, 1.500 EPDM
8	530019	2	GASKET, 2.00 EPDM
9	530024	2	GASKET, 3" EPDM
10	530121	2	HOSE MENDER, 1"
11	530417	1	1/4" FEMALE ADAPTER W/1/4" NPTF
12	530436	3	UNION CONNECTOR, 1/4"
13	540001	1	CLAMP, 2.00 STD WORM SCREW
14	540002	1	CLAMP, FP WORM SCREW, 2.00
15	540003	1	CLAMP, WORM SCREW 3"
16	540006	2	T-Bolt Hose Clamp 1.25" 1.81" Min
17	540013	5	HOSE CLAMP, SS .75 #12
18	540014	4	HOSE CLAMP, SS 1.00 #16
19	590029	4	SEAL, EPDM
20	590031	3	PLATE, ORIFICE SS
21	590076	4	CAP, QT NYLON BLACK
22	590077	4	CONNECTOR, HOSE BARB
23	590799	1	HARDWARE KIT, KNIFE
24	750003	1	KNIFE, EXTRA THIN W/ 3/8"PIPE
25	790041	1	20" DEEP GRAB & GO TOOLBOX
26	AXGC30020XXL	1	XXL GREEN GLOVES
27	AXNVGOGGLES	1	GOGGLES NON-VENTED
28	BJHM075	2	3/4" X 3/4" HOSE BARB
29	BJHM150	1	1-1/2" X 1-1/2" HOSE BARB
30	WA21047	20	CABLE TIE, 15" HVY DUTY

Repair Kit - Injector

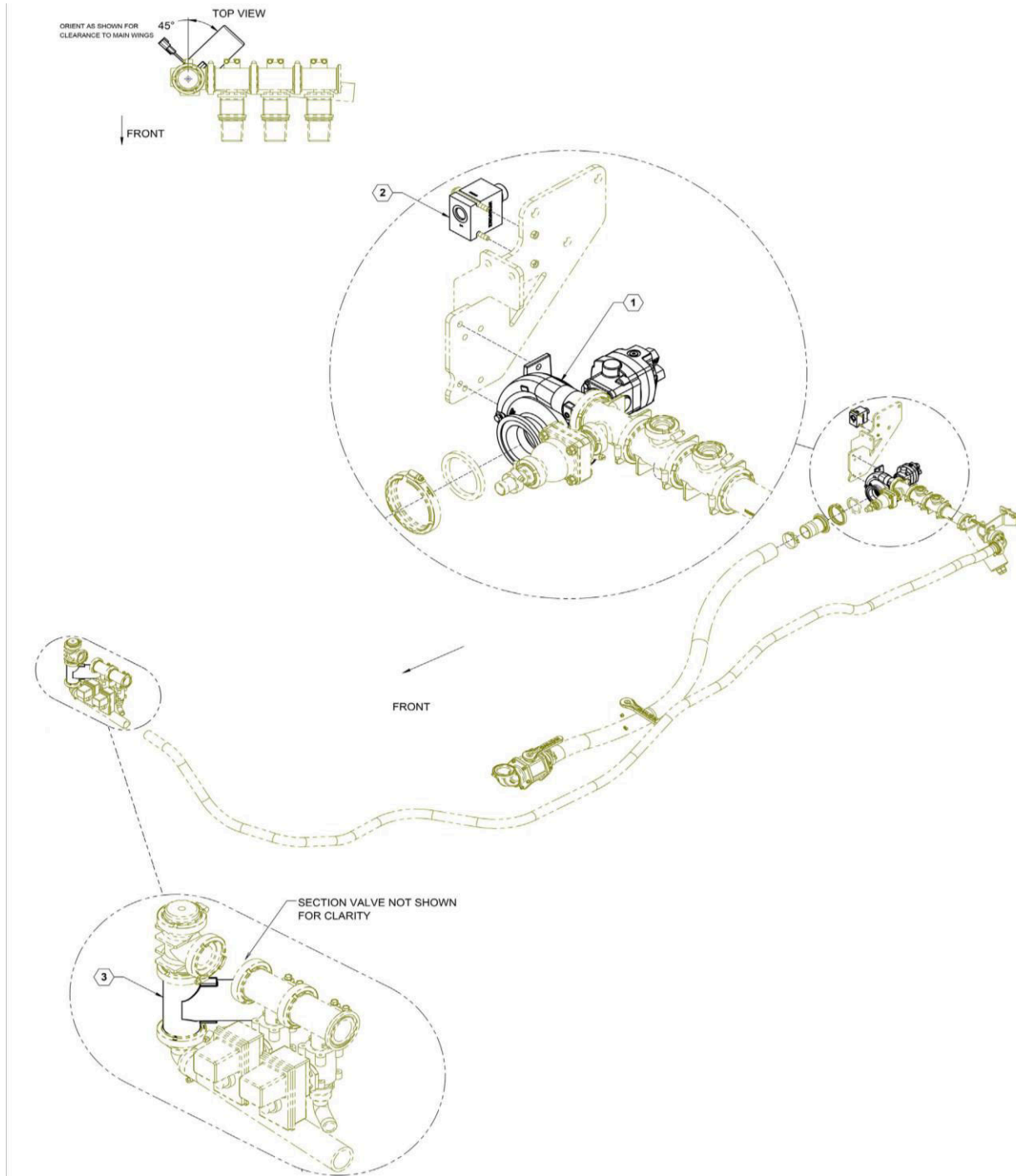


Parts List 28261: Repair Kit - Injector

ITEM	PART NO.	QTY.	DESCRIPTION
1	18426	1	WELDMENT, TOOLBOX HOLDER
2	520003	2	NOZZLE, SINGLE HOSE SHANK
3	520004	2	NOZZLE, DOUBLE HOSE SHANK
4	520014	1	NOZZLE BODY, 1/4" SS
5	520015	1	NOZZLE CAP, SS
6	520034	2	TIP, SS-0015
7	530001	1	MALE CONNECTOR, 1/4" X 1/4"
8	530014	2	GASKET, 1.500 EPDM
9	530019	2	GASKET, 2.00 EPDM
10	530024	2	GASKET, 3" EPDM
11	530121	2	HOSE MENDER, 1"
12	530188	1	CHECK VALVE ASSEMBLY
13	530199	1	PIPE NIPPLE, 1/4" SS
14	530218	2	FITTING, 1/4" PIPE TO 3/8" HOSE, SS
15	530246	1	ELBOW, 90 STREET 1/4 NPT SS
16	530417	1	1/4" FEMALE ADAPTER W/1/4" NPTF
17	530436	3	UNION CONNECTOR, 1/4"
18	540001	1	CLAMP, 2.00 STD WORM SCREW
19	540002	1	CLAMP, FP WORM SCREW, 2.00
20	540003	1	CLAMP, WORM SCREW 3"
21	540006	2	T-Bolt Hose Clamp 1.25" 1.81" Min
22	540013	10	HOSE CLAMP, SS .75 #12
23	540032	4	HOSE CLAMP, 5/16 #5 SS
24	590076	2	CAP, QT NYLON BLACK
25	590077	2	CONNECTOR, HOSE BARB
26	590818	1	HDWE KIT, INJECTION ASSY
27	750089	1	CASTING, INJECTION ROCK GUARD
28	790041	1	20" DEEP GRAB & GO TOOLBOX
29	AXGC30020XXL	1	XXL GREEN GLOVES
30	AXNVGOGGLES	1	GOGGLES NON-VENTED
31	BJHM075	2	3/4" X 3/4" HOSE BARB
32	BJHM150	1	1-1/2" X 1-1/2" HOSE BARB
33	WA21047	20	CABLE TIE, 15" HVY DUTY

PUMPS

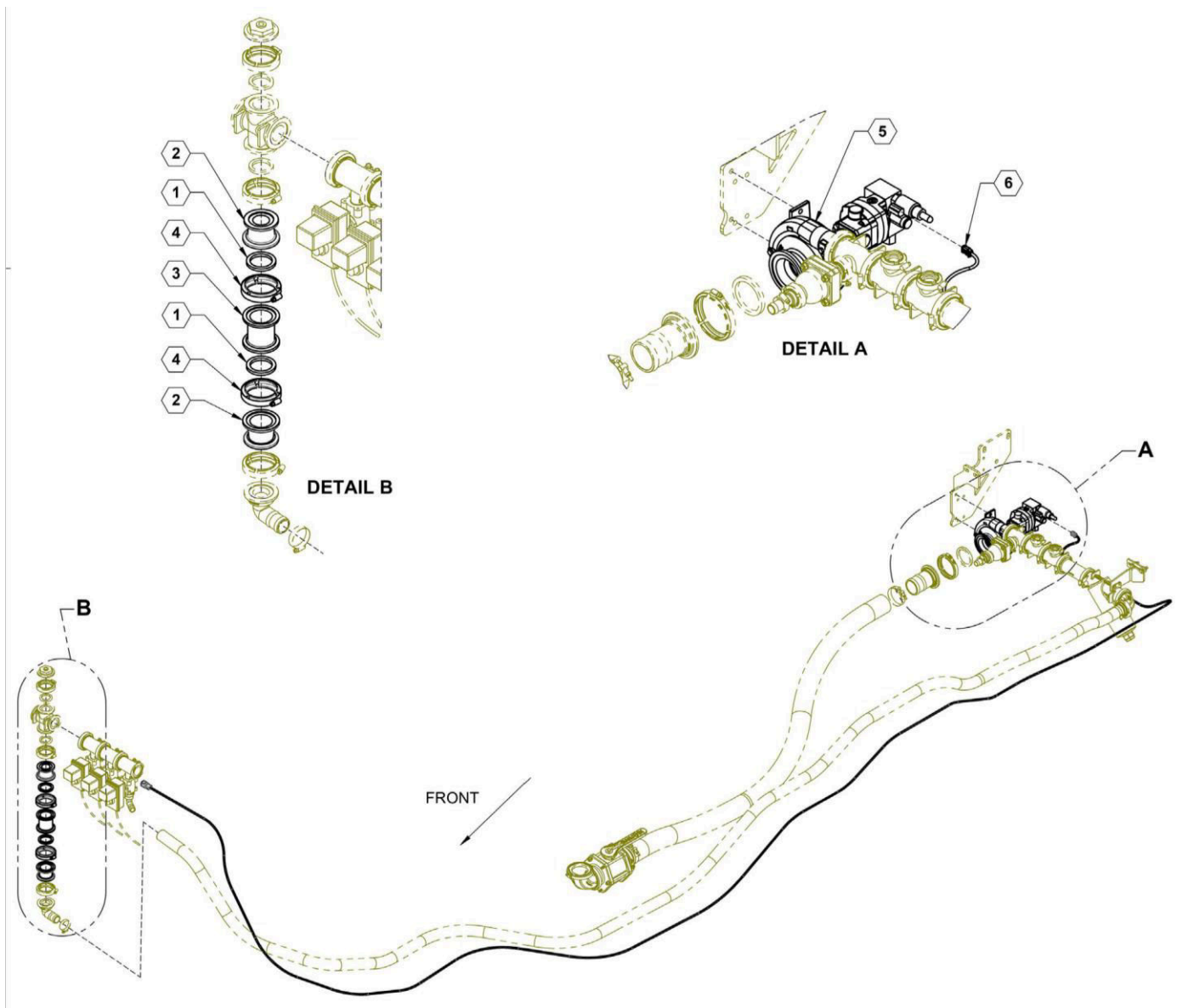
Pump Assembly, ACE FMCS205-HYD-304



Parts List 26984: Pump Assembly, ACE FMCS205-HYD-304

ITEM	PART NO.	QTY.	DESCRIPTION
1	550025	1	PUMP, ACE 205F 304 ASSEMBLY
2	610099	1	VALVE, FLOW CONTROL, P.C.
3	632079	1	BUTTERFLY VALVE, 1.5"

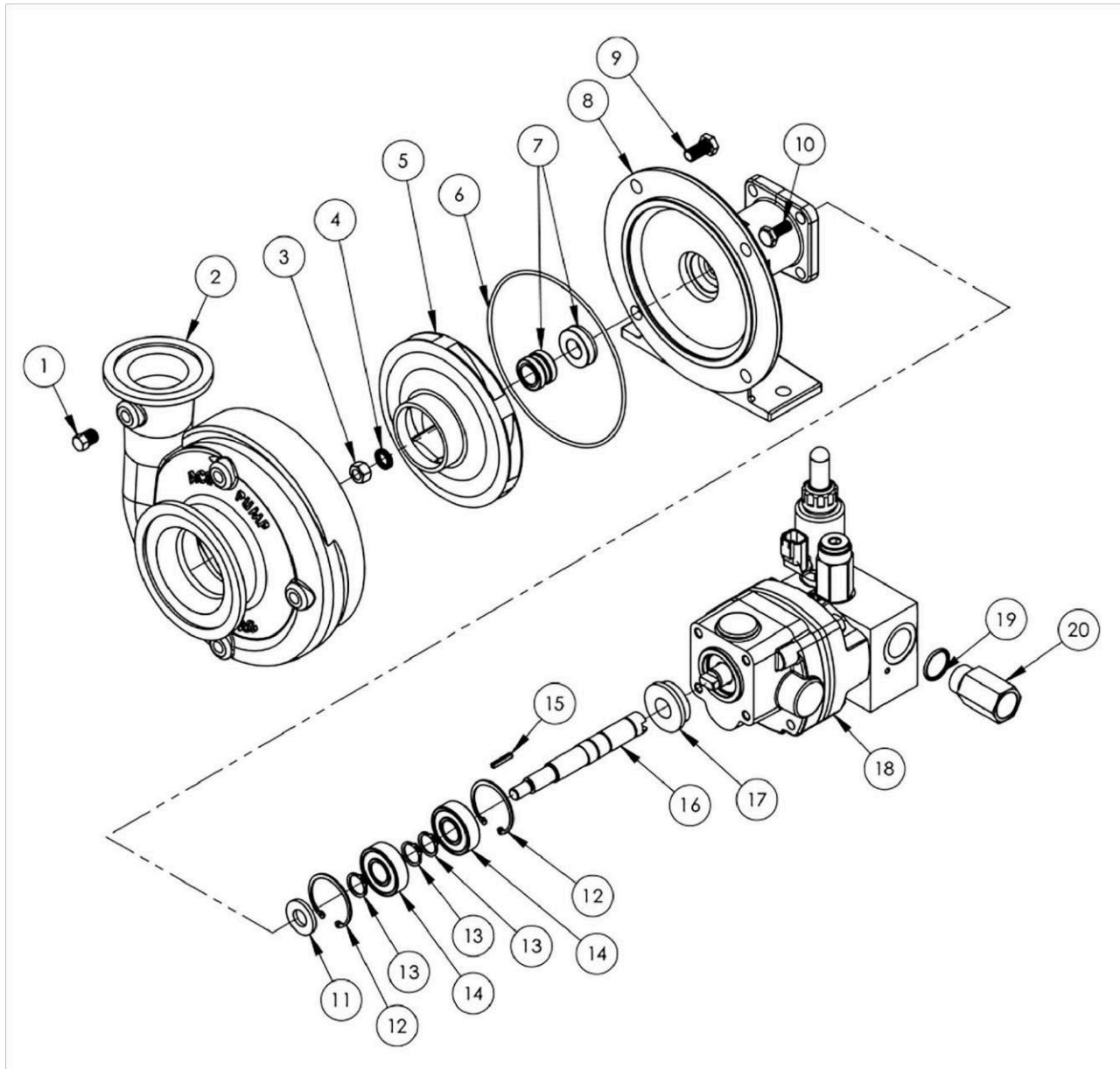
Pump Assembly, ACE FMCS205-HYD-304 PWM



Parts List 26983: Pump Assembly, ACE FMCS205-HYD-304 PWM

ITEM	PART NO.	QTY.	DESCRIPTION
1	530019	2	GASKET, 2.00 EPDM
2	530102	2	FLANGE, 2" FP X 2" REDUCER
3	530244	1	FLANGE, 2" X 2" FULL PORT
4	540002	2	CLAMP, FP WORM SCREW, 2.00
5	550035	1	PUMP, ACE 205F W/304 PWM
6	632042	1	2 PIN DT 40' CABLE EXTENSION

Parts Breakdown: ACE Pump, ACE FMCS205-HYD-304 PWM



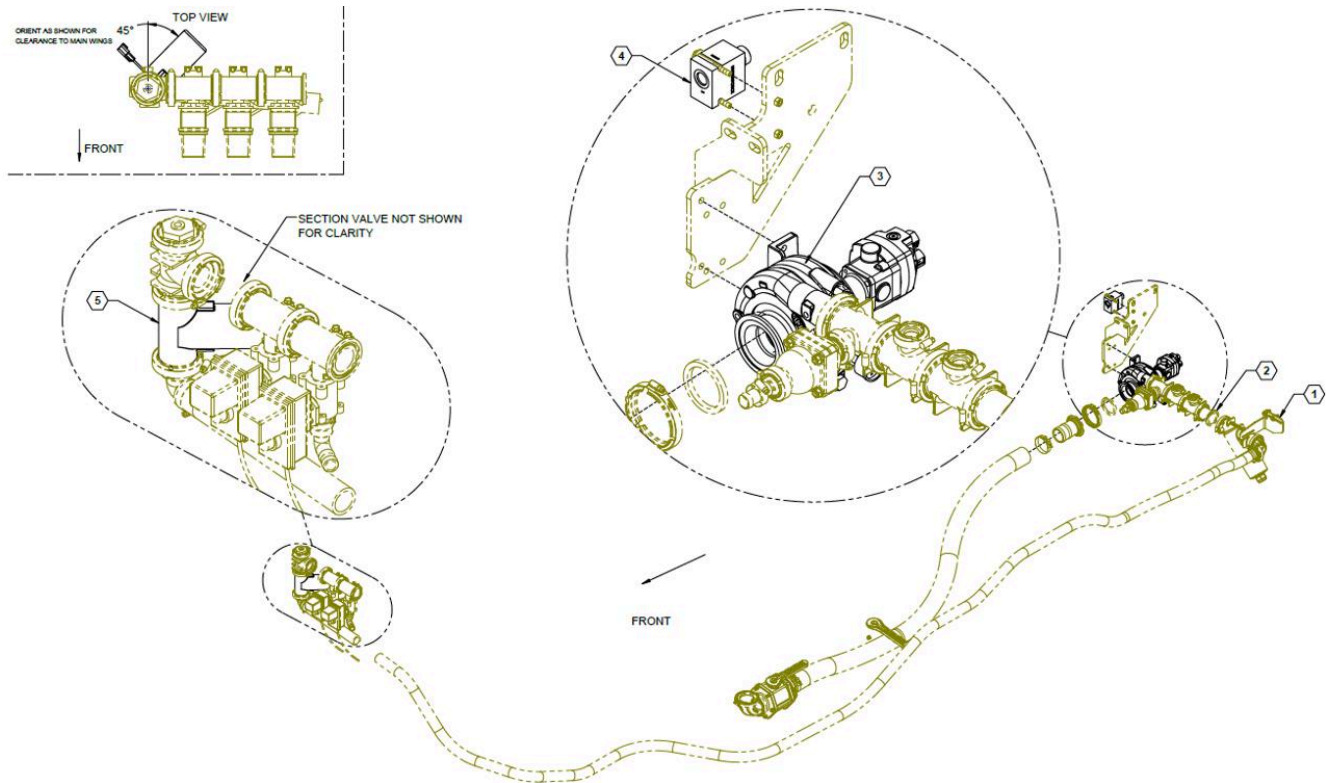


ILLUSTRATED PARTS LIST

Parts List 550035: ACE Pump, ACE FMCS205-HYD-304 PWM

ITEM	PART NO.	QTY.	EDP #	DESCRIPTION
1	BAC-53	4	41110	Pipe plug
1	41120	4	41120	Pipe plug, stainless steel (-FS model) (optional)
2	7AC-14-FLG	1	41530	Volute, 300 standard flange x 220 full port flange, cast iron
2	7AC-14-FLG-SS	1	41532	Volute. 300 flange x 220 flange, 316 stainless steel (-FS model)
3	BAC-23-B-SS	1	40393	Nut, 3/8" NF, stainless steel
4	BAC-24-B-SS	1	42702	Washer, 3/8", stainless steel, self-locking
5	BAC-26-200-P	1	40434	Impeller, thermoplastic
5	BAC-26-200-CI	1	40433	Impeller, cast iron (optional)
5	BAC-26-200-SS	1	40436	Impeller, 316 stainless steel (-FS model) (optional)
6	BAC-4A	1	40005	O-ring, body seal
7	BAC-7SC-205V	1	40149	Seal, silicon carbide
8	BAC-14-205-HYD	1	40338	Mounting frame for 205 pump
8	BAC-14-205-HYD-S	1	40346	Mounting frame for 205 pump, 316 stainless steel (-FS model)
9	40950	4	40950	Cap screw, 3/8" NC x 3/4" hex head
9	40930	4	40930	Cap screw, 3/8" NC x 3/4" hex head, stainless steel (-FS model)
10	41330	4	41330	Cap screw, 5/16" NC x 3/4" hex head, motor to pump
11	BAC-54	1	41130	Slinger
12	BACH-33	2	40820	Snap ring, internal, BAC-14-205 mounting frame
13	BACH-32-HD	3	40385	Snap ring, external, BAC-6-205 shaft
14	40880	2	40880	Ball bearing, sealed, BAC-6-205 shaft
15	BAC-25	1	40425	Key, 1/8" x 1/8" x 13/16", extended keyway
16	BAC-6-205-HYD-SS	1	40068	Shaft, extended keyway, tang, stainless steel
17	S305	1	40163	Seal support spacer for 205 series pump
18	BAC-75-HYD-304-PWM	1	41348	Hydraulic motor, 11 GPM, PWM
19	41445	1	41445	o-ring, #10 SAE fitting
20	BAC-78-10X10SAE	1	41467	Reverse check assembly, #10 SAE x #10 SAE
NS	RK-FMCSC-205	-	52705	Repair kit for FMC-205 pump with silicon carbide shaft seal
NS	RK-BAC-75-HYD-30	-	41362	Repair kit for 300 Series hydraulic motor

Pump Assembly, ACE 255F-304

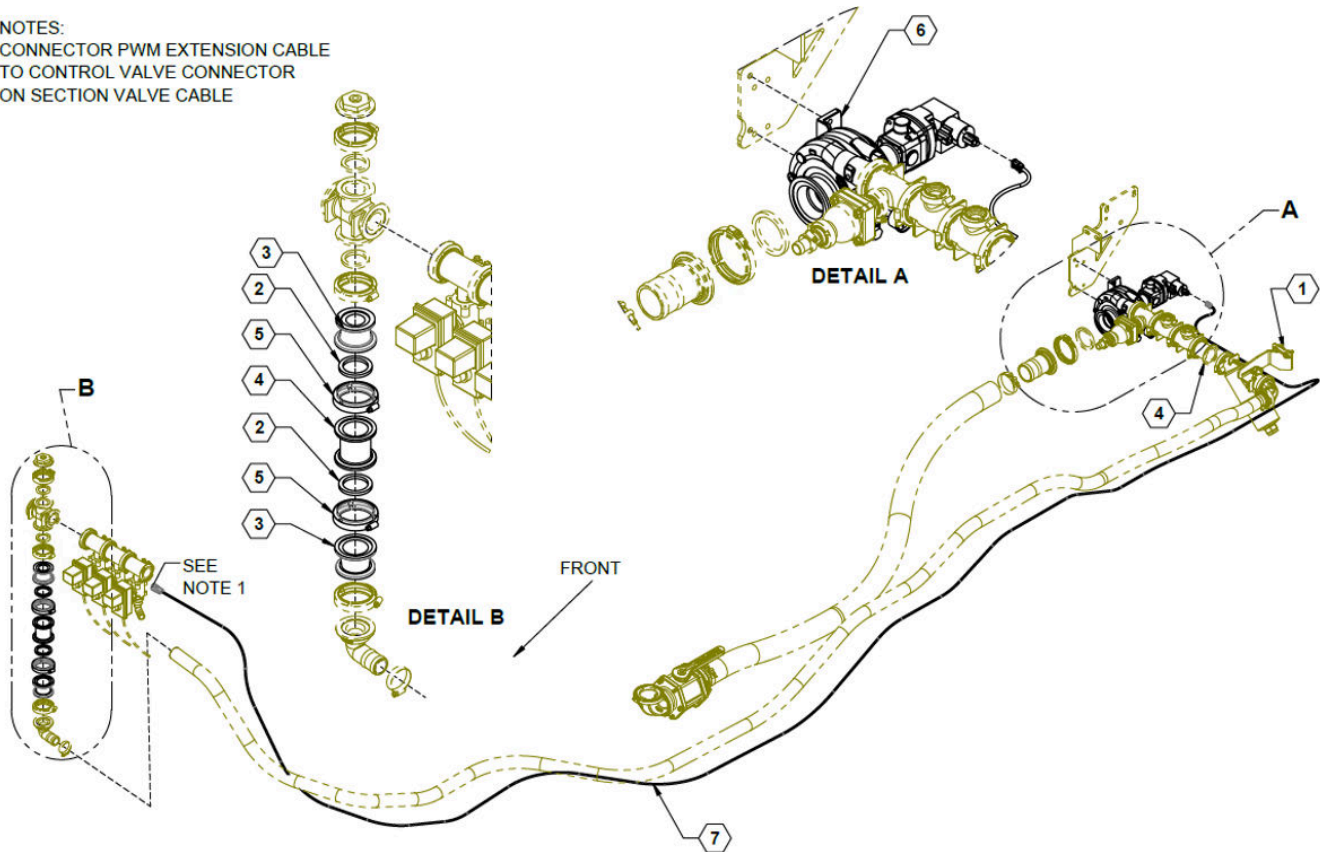


Parts List 28434: Pump Assembly, ACE 255F-304

ITEM	PART NO.	QTY.	DESCRIPTION
1	28429	1	PLATE, STRAINER MNT, 255F WET SEAL PUMP
2	530244	1	FLANGE, 2" X 2" FULL PORT
3	550060	1	PUMP, ACE 255F-304 WET SEAL
4	610099	1	VALVE, FLOW CONTROL, P.C.
5	632079	1	VALVE, BUTTERFLY, 1.5"

Pump Assembly, ACE 255F-304 PWM

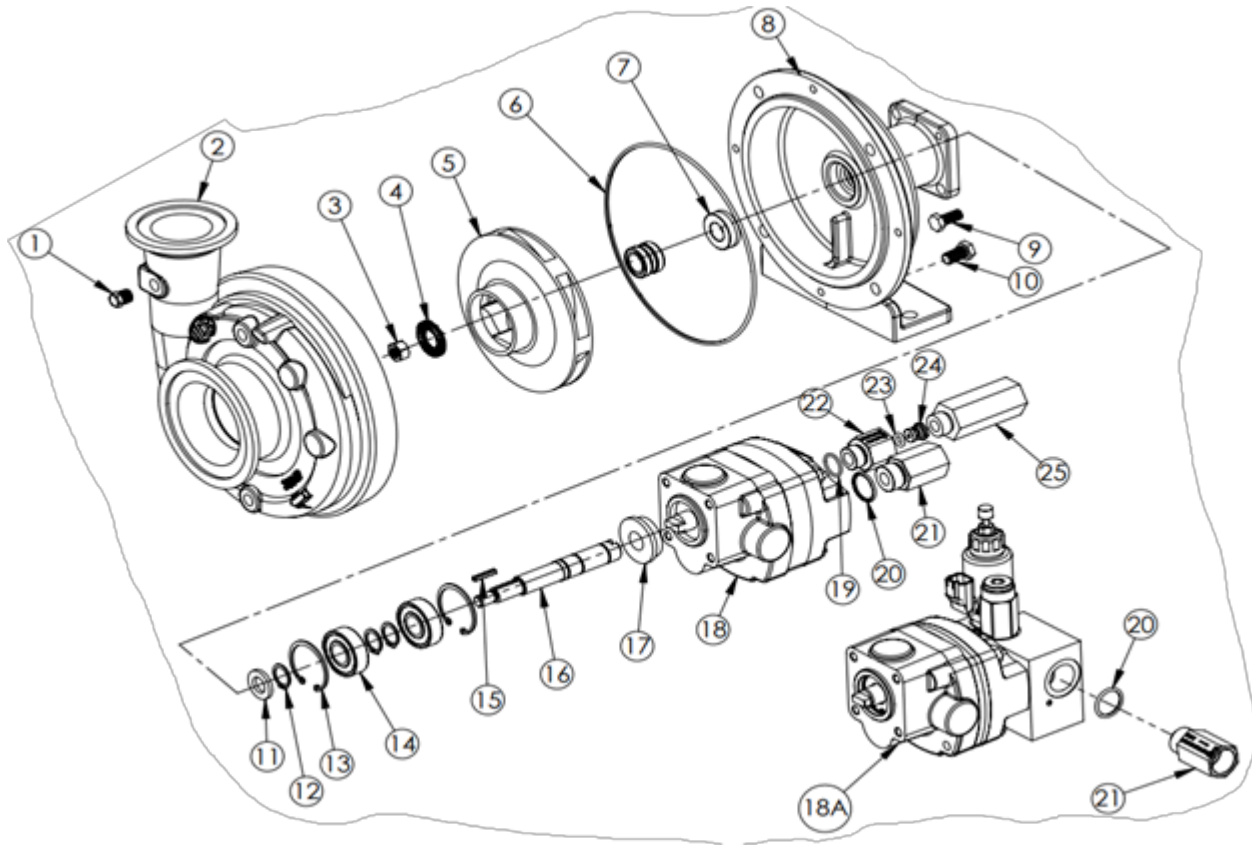
NOTES:
CONNECTOR PWM EXTENSION CABLE
TO CONTROL VALVE CONNECTOR
ON SECTION VALVE CABLE



Parts List 28441: Pump Assembly, ACE 255F-304 PWM

ITEM	PART NO.	QTY.	DESCRIPTION
1	28429	1	PLATE, STRAINER MNT, 255F WET SEAL PUMP
2	530019	2	GASKET, 2.00 EPDM
3	530102	2	FLANGE, 2" FP X 2" REDUCER
4	530244	2	FLANGE, 2" X 2" FULL PORT
5	540002	2	CLAMP, FP WORM SCREW, 2.00
6	550061	1	PUMP, ACE 255F-304 PWM WET SEAL
7	632042	1	2 PIN DT 40' CABLE EXTENSION

Parts Breakdown, ACE 255F-304 (PWM)



Parts List 550060 (550061): Parts Breakdown, ACE 255F-304 (PWM)

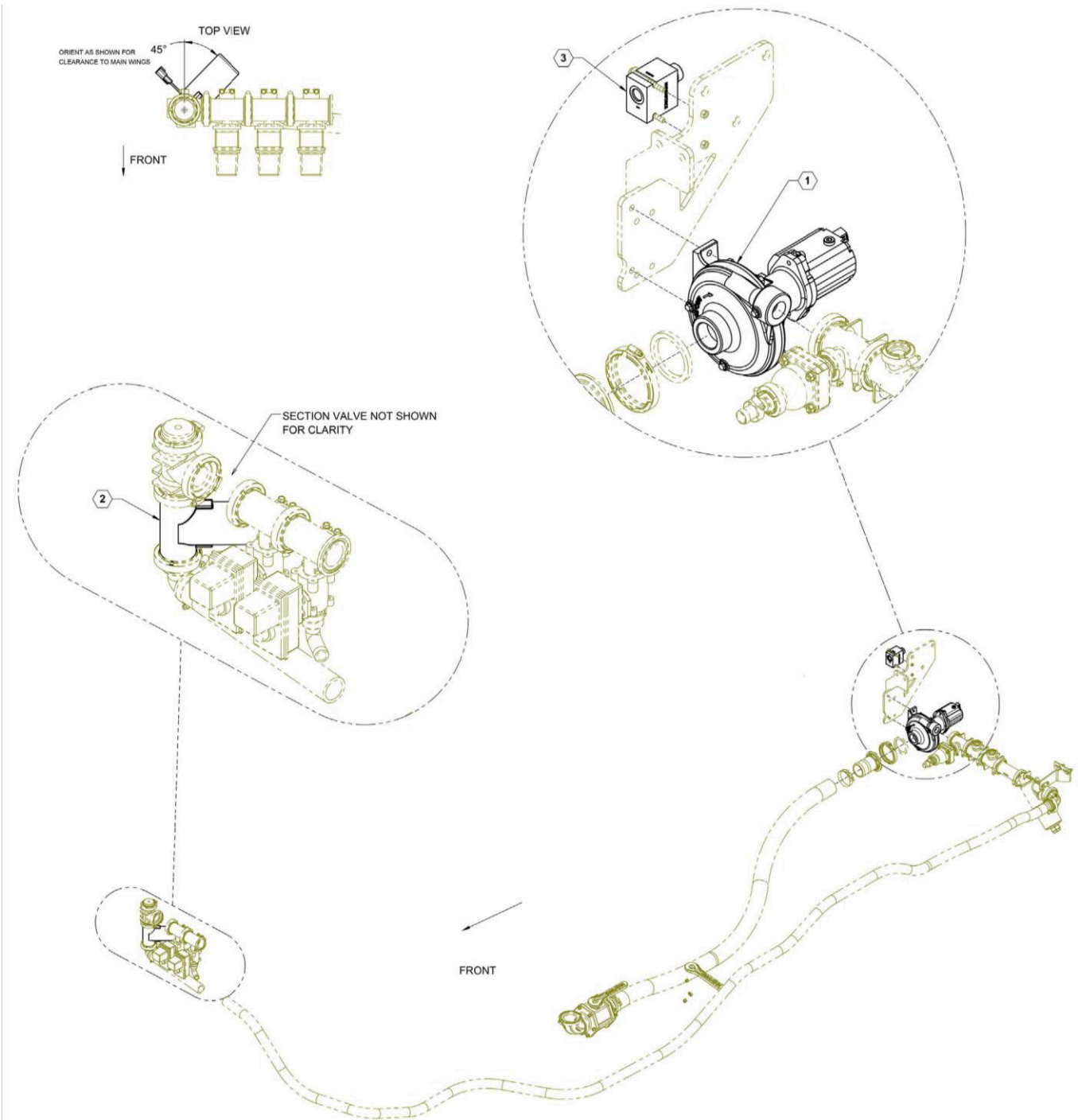
ITEM	EDP #	VENDOR #	QTY.	DESCRIPTION
0	-	550060 (550061)	1	PUMP, 255-304 WET SEAL (PWM)
1	41100	BAC-53	4	PIPE PLUG
1	41120	41120	4	PIPE PLUG, STAINLESS STEEL (OPTIONAL)
2	30149	BAC-12-255-FLG	1	VOLUTE, CAST IRON, 300 X 220 FLANGED, E-COATED
3	40393	BAC-23-B-SS	1	NUT, 3/8" NF, SS
4	42702	BAC-24-B-SS	1	WASHER, 3/8" SS, VIBRATION PROOF
5	40434	BAC-26-200-P	1	IMPELLER, THERMOPLASTIC, KEYWAY
5	40433	BAC-26-200-CI	1	IMPELLER, CAST IRON, KEYWAY (OPTIONAL)
5	40436	BAC-26-200-SS	1	IMPELLER, STAINLESS STEEL, KEYWAY (OPTIONAL)
6	40015	BAC-4-150	1	O-RING, BODY SEAL



ILLUSTRATED PARTS LIST

ITEM	EDP #	VENDOR #	QTY.	DESCRIPTION
7	40149	BAC-7SC-205V	1	SEAL, TYPE 2106 SILICON CARBIDE MECHANICAL SEAL
8	40288	BAC-14-5-HYD	1	MOUNTING FRAME, CAST IRON, E-COATED
9	41330	41330	2	CAP SCREW, 5/16" NC X 3/4"
10	40950	40950	4	CAP SCREW, 3/8"NC X 3/4" HEX HEAD
10	40930	40930	4	CAP SCREW, 3/8"NC X 3/4" HEX HEAD, STAINLESS STEEL (OPTIONAL)
11	41130	BAC-54	1	SLINGER
12	40385	BACH-32-HD	3	SNAP RING, EXTERNAL, SHAFT
13	40820	BACH-33	2	SNAP RING, INTERNAL, MOUNTING FRAME
14	40880	40880	2	BEARING
15	40425	BAC-25	1	KEY, 1/8" X 1/8" X 13/16" SS
16	41584	BAC-6-255-HYD-SS	1	SHAFT, .625 DIA, 255, SS
17	40163	S305	1	SEAL SUPPORT SPACER (304N)
18	41343	BAC-75-HYD-304	1	HYDRAULIC MOTOR, 9 GPM (INCLUDES 17,18, 19,20,21,22,23, 24)
18	41312	BAC-75-HYD-306	1	HYDRAULIC MOTOR, 16.5 GPM (INCLUDES 17,18B, 19,20,21,22,23, 24A)
18A	41348	BAC-75-HYD-304-PWM	1	HYDRAULIC MOTOR, INTEGRATED PWM VALVE, 9 GPM (INCLUDES 17,18A,20,21A)
19	41875	41875	1	O-RING, #8 SAE FITTING
20	41445	41445	1	O-RING, #10 SAE FITTING
21	41442	BAC-78-10SAE	1	REVERSE CHECK ASSEMBLY, #10 SAE X 1/2" NPT, W/ O-RING
21A	41467	BAC-78-10X10SAE	1	REVERSE CHECK ASSEMBLY, #10 SAE X #10 SAE, W/ O-RING (OPTIONAL)
22	41455	BAC-80-8SAE	1	BODY, RESTRICTOR ORIFICE, #8 SAE X 1/2" NPT, W/ O-RING
23	41448	41448	1	O-RING, RESTRICTOR
24	41447	BAC-79-8	1	ORIFICE INSERT, RESTRICTOR, W/ O-RING (304) (DO NOT USE WITH 304-PWM)
24A	41449	BAC-79-9	1	ORIFICE INSERT, RESTRICTOR, W/ O-RING (306)
25	41429	LS-304N	1	FLOW LIMITING VALVE, #8 MSAE X 1/2" FNPT (304) (OPTIONAL)
*	52717	RK-FM CSC-PRO5	-	REPAIR KIT, INCLUDES ITEMS 6 AND 7
*	41362	RK-BAC-75-HYD-300-L	-	REPAIR KIT; 300 SERIES HYD MOTOR WITH HIGH PRESSURE LIP SEAL

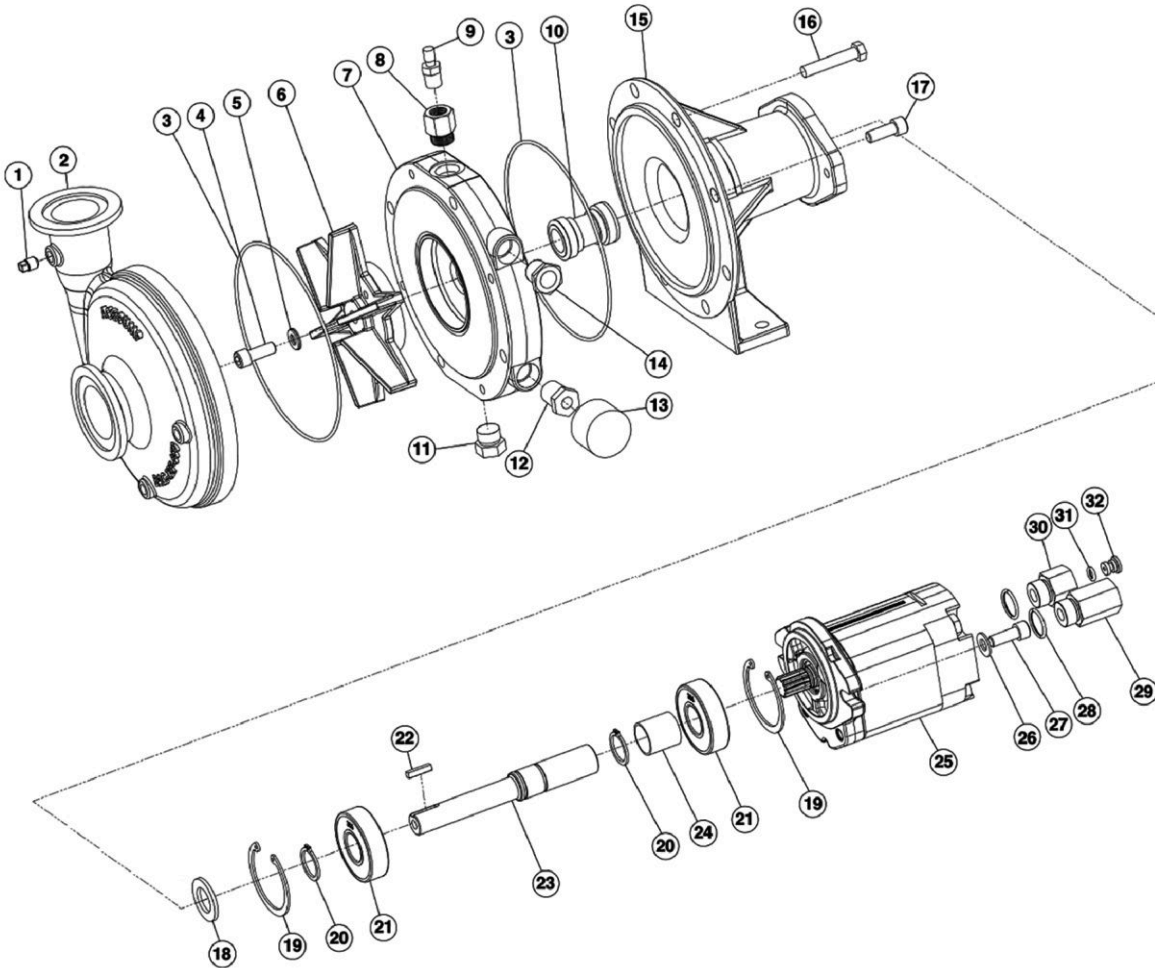
Pump Assembly, ACE FMC-650-HYD



Parts List 26985: Pump Assembly, ACE FMC-650-HYD

ITEM	PART NO.	QTY.	DESCRIPTION
1	550036	1	ACE PUMP, HYDRAULIC, 220X200 FLANGED 650
2	632079	1	VALVE, BUTTERFLY, 1.5"
3	610099	1	VALVE, FLOW CONTROL, P.C.

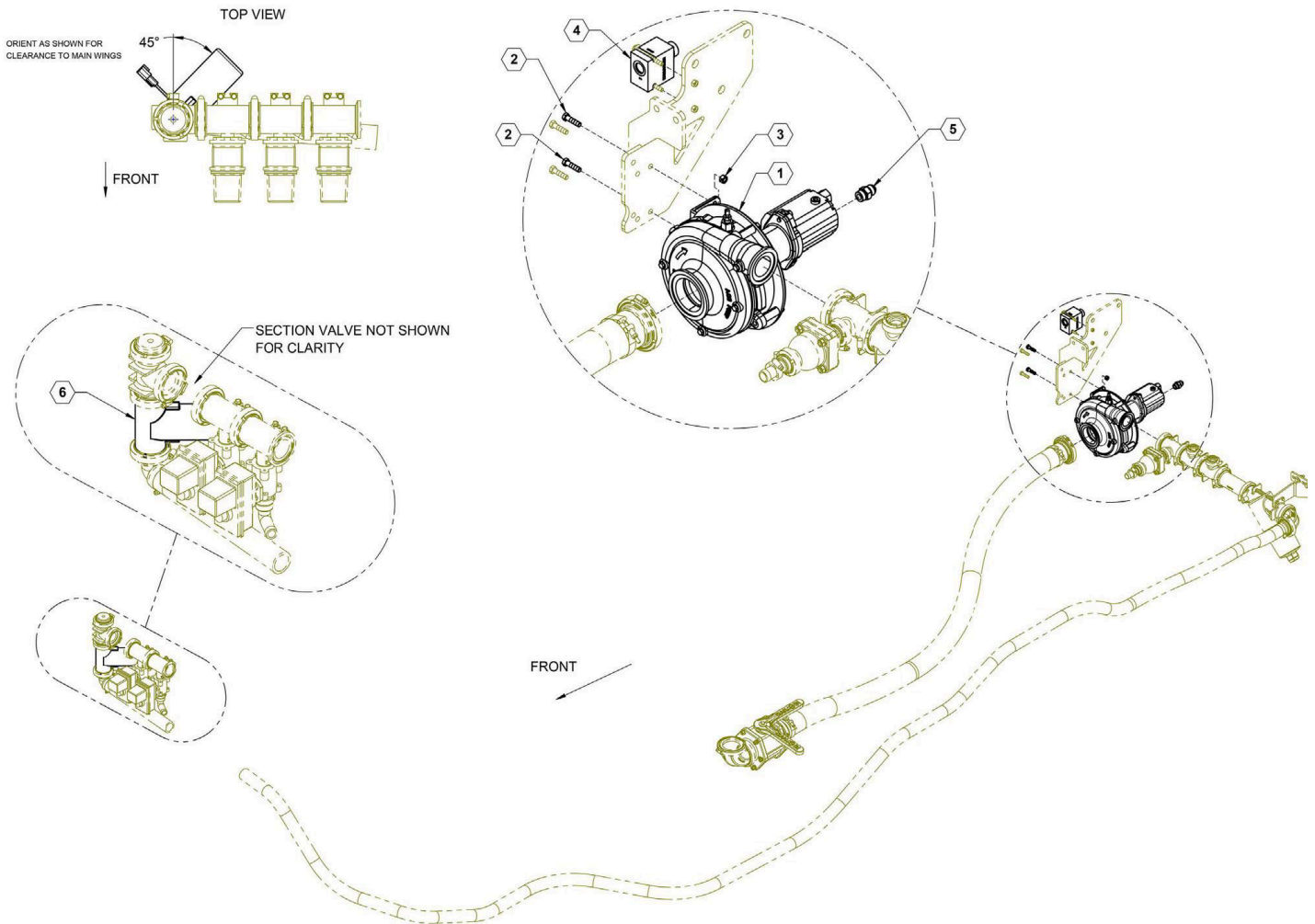
Parts Breakdown: ACE Pump, FMC-650-HYD



Parts List 550036: ACE Pump, FMC-650-HYD

ITEM	PART NO.	EDP #	QTY.	DESCRIPTION
1	BAC-53	41110	3	Pipe plug, 1/8" NPT, square head
2	BAC-12-650-FLG	30159	1	Volute, NPT & 220 flange x NPT & 200 flange
3	BAC-4-150	40015	2	O-ring, volute seal
4	40930	40930	1	Cap screw, 3/8" NC x 3/4" hex head, stainless steel
5	30029	30029	1	Washer, 3/8" O.D., sealing, stainless steel
6	BAC-26-650-WS	30192	1	Impeller, cast iron, wetseal, e-coated
7	BAC-16-650	45262	1	Seal plate, cast iron, e-coated
8	41107	41107	1	Plug, #8 SAE x 1/4" FNPT, hex, with o-ring
9	41316	41316	1	Air valve, 1/4" NPT
10	BAC-7-650-WS	40143	1	Dual seal assembly, Type 21, .750 shaft
11	41108	41108	1	Plug, #8 SAE, hex head, with o-ring
12	44038	44038	1	Bushing, 1/2" MNPT x 1/8" FNPT
13	50150	50150	1	Pressure gauge, 0-60 PSI, 1/8" NPT
14	55850	55850	1	Site gauge, brass, 1/2" NPT
15	BAC-14-650-HYD	40325	1	Mounting frame, cast iron, e-coated
16	40970	40970	4	Cap screw, 3/8" NC x 2" hex head (volute)
17	41907	41907	4	Cap screw, 3/8" NC x 1", socket head (seal plate)
18	BAC-54-650	41132	1	Slinger, 1.5" OD x 7/8" ID
19	41943	41943	2	Snap ring, internal, mounting frame
20	ACAL-32	30174	2	Snap ring, external, shaft
21	40875	40875	2	Ball bearing, sealed
22	41085	41085	1	Key, .188 x .188 x .875
23	BAC-6-650-HYD-SS-WS	40049	1	Shaft, 11T female spline, stainless steel
24	BAC-32-650-WS	40802	1	Spacer, shaft
25	BAC-75-HYD-M16	41359	1	Hydraulic motor, pressure plated gear, 14.5 GPM
26	42701	42701	2	Washer, 3/8"
27	41907	41907	2	Cap screw, 3/8" NC x 1", socket head
28	41445	41445	2	O-ring, #10 SAE fitting
29	41442	41442	1	Reverse check, #10 SAE male x 1/2" FNPT
30	41446	41446	1	Body, adapter/restrictor, #10 SAE male x 1/2" FNPT
31	41448	41448	1	O-ring, restrictor insert
32	41447	41447	1	Restrictor orifice insert, .125
*33	55032	55032	0.45	Barrier fluid, quart
				j - RK-FMCWS-650 52722 Repair kit, includes items 3 (2 each), 5, 10, and 33 (1 qt)
				* - not shown in parts diagram

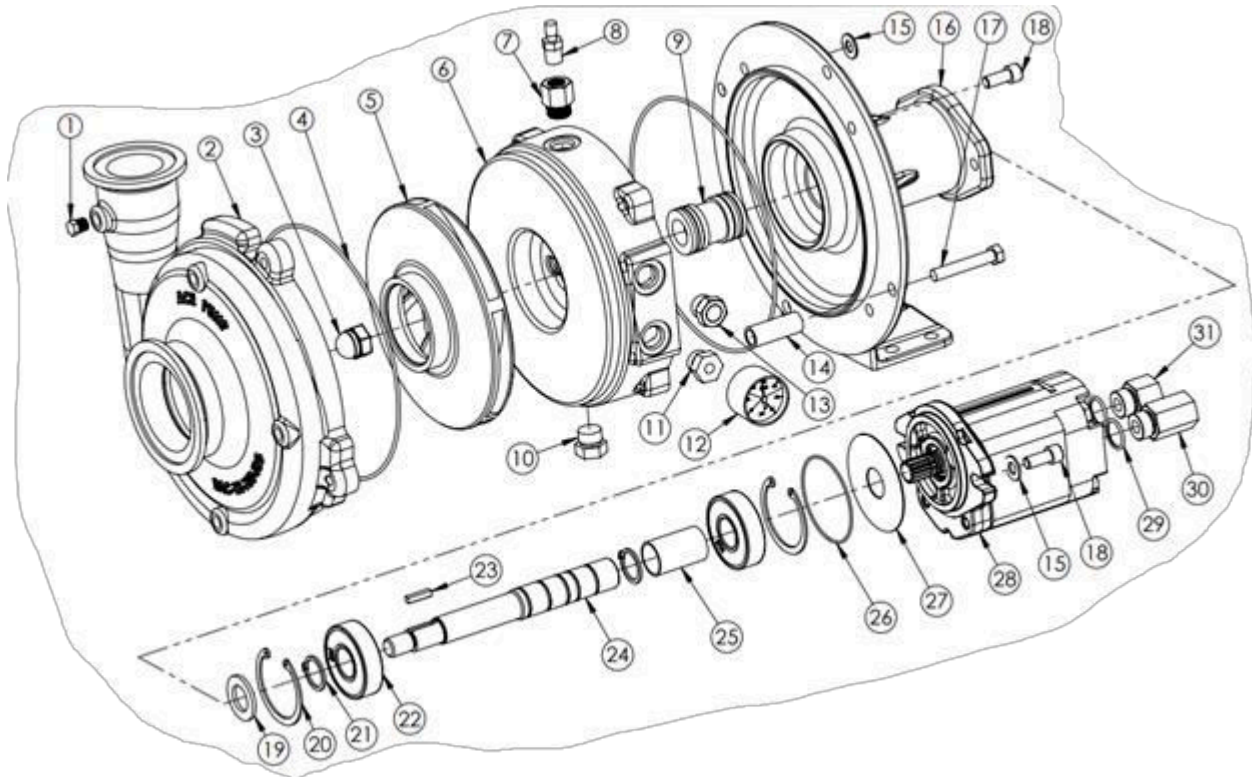
Pump Assembly, ACE FMC-750-HYD



Parts List 26986: Pump Assembly, ACE FMC-750-HYD

ITEM	PART NO.	QTY.	DESCRIPTION
1	550062	1	PUMP ACE 750 FMC750F HYDRAULIC SEE PARTS & EQUIPMENT CATALOG
2	596129M	2	BOLT, HH 3/8-16X1-1/2 GR5 MAGNI
3	596237M	2	NUT, CENTERLOCK 3/8-16 MAGNI
4	610099	1	VALVE, FLOW CONTROL, P.C.
5	610106	1	JIC #10 MALE TO #10 MALE O-RING ST
6	632079	1	VALVE, BUTTERFLY, 1.5"

Parts Breakdown: ACE Pump, FMC-750-HYD



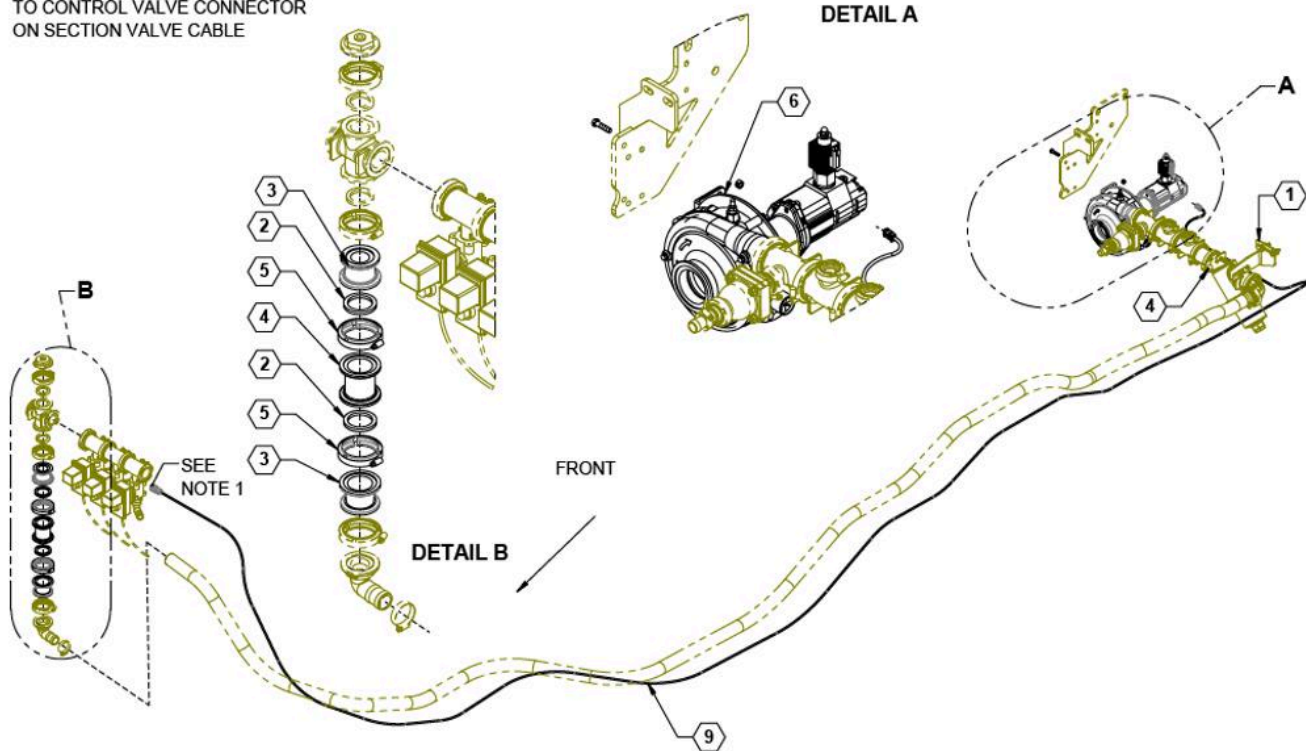
Parts List 550062: Parts Breakdown: ACE Pump, FMC-750-HYD

ITEM	PART NO.	VENDOR NO.	QTY.	DESCRIPTION
0	-	550062 (550050)	1	PUMP 750 OASIS ACE (STAINLESS), COMPLETE
1	41110	BAC-53	4	PIPE PLUG, 1/8" NPT
2	30158	BAC-12-750- FLG	1	VOLUTE, 300 X 220 FLANGE, CAST IRON, E-COATED
3	40397	40397	1	ACORN NUT, 5/8"-11 STAINLESS STEEL
4	30009	ACAL-4	2	O-RING, VOLUTE SEAL
5	30182	BAC-26-750-CI	1	IMPELLER, CAST IRON, E-COATED
5	30189	BAC-26-750- SS	1	IMPELLER, 316 STAINLESS STEEL (OPTIONAL)
6	45264	BAC-16-750	1	SEAL PLATE, CAST IRON, E-COATED
7	41107	41107	1	PLUG, #8 SAE X 1/4" FNPT, HEX HEAD, WITH O-RING
8	41316	41316	1	AIR VALVE, 1/4" NPT
9	40147	BAC-7-750V	1	DUAL SEAL ASSEMBLY, TYPE 21, .875 SHAFT
10	41108	41108	1	PLUG, SAE #8, HEX HEAD, WITH O-RING

11	44039	44039	1	BUSHING, #8 SAE X 1/8" FNPT
11	44038	44038	1	BUSHING, 1/2" MNPT X 1/8" FNPT (PRIOR TO 11/11)
12	50150	50150	1	PRESSURE GAUGE, 0-60 PSI, 1/8" NPT
13	55851	55851	1	SITE GAUGE, #8 SAE, STEEL
13	55850	55850	1	SITE GAUGE, BRASS 1/2" NPT
14	45267	45267	4	SPACER, SEAL PLATE
15	42701	42701	3	WASHER, 3/8", VOLUTE AND MOTOR MOUNT
16	40333	BAC-14-750-HYD	1	MOUNTING FRAME, CAST IRON, E-COATED
17	40952	40952	4	CAP SCREW, 3/8" NC X 2-1/2", HEX HEAD (VOLUTE)
18	41907	41907	4	CAP SCREW, 3/8" NC X 1", SOCKET HEAD (SEAL PLATE, MOTOR MOUNT)
19	41132	BAC-54-650	1	SLINGER, 7/8" SHAFT
20	41943	41943	2	SNAP RING, INTERNAL, FRAME
21	30174	ACAL-32	2	SNAP RING, EXTERNAL, SHAFT
22	40875	40875	2	BALL BEARING, SEALED
23	41085	41085	1	KEY, .188 X .188 X .875
24	40066	BAC-6-750-HYD-SS-WS	1	SHAFT, 11T FEMALE SPLINE, STAINLESS STEEL
25	40793	BAC-32-750	1	SPACER, SHAFT
26	43419	43419	1	O-RING, FLANGE, M SERIES MOTOR (EFFECTIVE 6/15)
27	43414	43414	1	PAD, ABSORBENT, M SERIES MOTOR (EFFECTIVE 6/15)
28	41355	BAC-75-HYD-M22	1	HYDRAULIC MOTOR, PRESSURE PLATED GEAR TYPE, 18 GPM
28	41356	BAC-75-HYD-M25	1	HYDRAULIC MOTOR, PRESSURE PLATED GEAR TYPE, 20 GPM
29	41445	41445	2	O-RING, #10 SAE FITTING
30	41442	BAC-78-10SAE	1	REVERSE CHECK, #10 SAE MALE X 1/2" NPT FEMALE
31	41446	BAC-80-10SAE	1	BODY, ADAPTER/RESTRICTOR, #10 SAE MALE X 1/2" NPT FEMALE
NS	55032	55032	1.32	BARRIER FLUID, ROYAL PURPLE, QUART
NS	52724	RK-FMC-750	-	REPAIR KIT, INCLUDES ITEMS 4 (2 PCS.), 9, AND 32 (2 QTS.)

Pump Assembly, ACE FMC-750-HYD-PWM

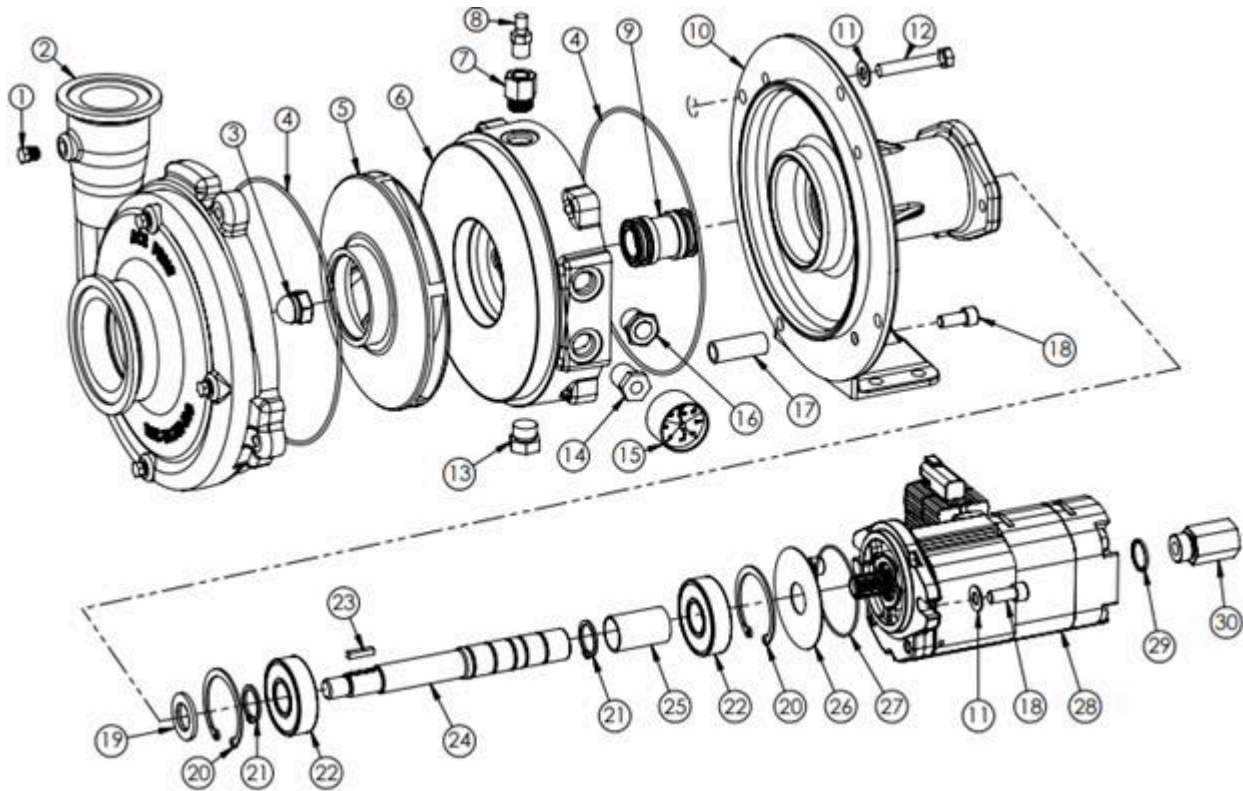
NOTES:
CONNECTOR PWM EXTENSION CABLE
TO CONTROL VALVE CONNECTOR
ON SECTION VALVE CABLE



Parts List 28391: Pump Assembly, ACE FMC-750-HYD-PWM

ITEM	PART NO.	QTY.	DESCRIPTION
1	27215	1	PLATE, STANDARD STRAINER MNT
2	530019	2	GASKET, 2.00 EPDM
3	530102	2	FLANGE, 2" FP X 2" REDUCER
4	530244	2	FLANGE, 2" X 2" FULL PORT
5	540002	2	CLAMP, FP WORM SCREW, 2.00
6	550063	1	PUMP, 750 OASIS W/ PWM
7	596129M	2	BOLT, HH 3/8-16X1-1/2 GR5 MAGNI
8	596237M	2	NUT, CENTERLOCK 3/8-16 MAGNI
9	632042	1	2 PIN DT 40' CABLE EXTENSION

Parts Breakdown: ACE Pump, FMC-750-HYD-PWM

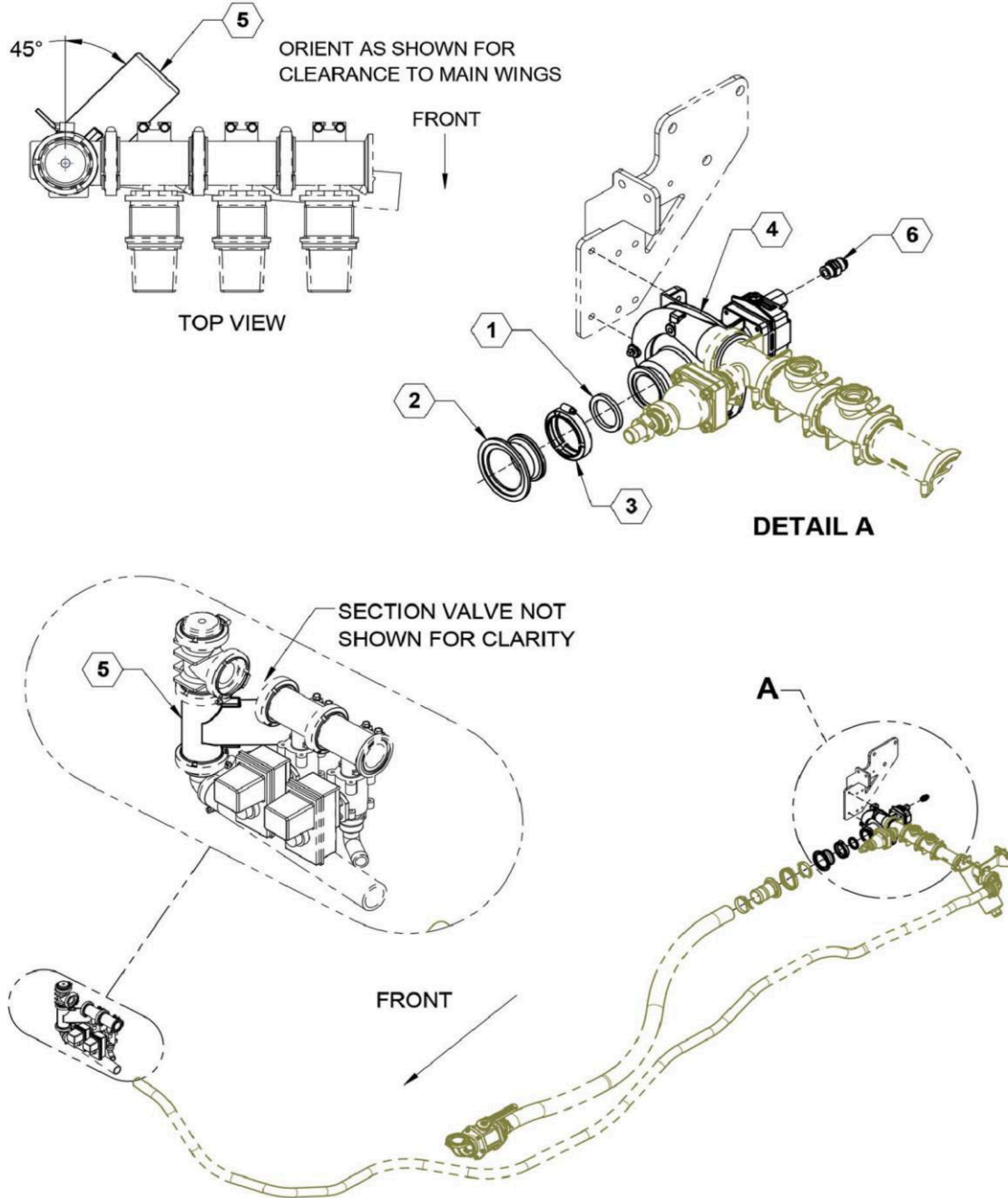


Parts List 550063: Parts Breakdown: ACE Pump, FMC-750-HYD-PWM

ITEM	PART NO.	VENDOR NO.	QTY.	DESCRIPTION
0	-	550063	1	PUMP ACE OASIS 750, PWM, COMPLETE
1	41110	BAC-53	4	PIPE PLUG, 1/8" NPT
2	30158	BAC-12-750-FLG	1	VOLUTE, 300 X 220 FLANGE, CAST IRON, E-COATED
3	40397	40397	1	ACORN NUT, 5/8"-11 STAINLESS STEEL
4	30009	ACAL-4	2	O-RING, VOLUTE SEAL
5	30182	BAC-26-750-CI	1	IMPELLER, CAST IRON, E-COATED
5	30189	BAC-26-750-SS	1	IMPELLER, 316 STAINLESS STEEL (OPTIONAL)
6	45264	BAC-16-750	1	SEAL PLATE, CAST IRON, E-COATED
7	41107	41107	1	PLUG, #8 SAE X 1/4" FNPT, HEX HEAD, WITH O-RING
8	41316	41316	1	AIR VALVE, 1/4" NPT
9	40147	BAC-7-750V	1	DUAL SEAL ASSEMBLY
10	40333	BAC-14-750-HYD	1	MOUNTING FRAME, CAST IRON, E-COATED

11	42701	42701	3	WASHER, 3/8", VOLUTE DISCHARGE AND MOTOR MOUNT
12	40952	40952	4	CAP SCREW, 3/8" NC X 2-1/2", HEX HEAD (VOLUTE)
13	41108	41108	1	PLUG, SAE #8, HEX HEAD, WITH O-RING
14	44039	44039	1	BUSHING, #8 SAE X 1/8" FNPT
15	50150	50150	1	PRESSURE GAUGE, 0-60 PSI, 1/8" NPT
16	55851	55851	1	SITE GAUGE, #8 SAE, STEEL
17	45267	45267	4	SPACER, SEAL PLATE
18	41907	41907	1	CAP SCREW, 3/8" NC X 1", SOCKET HEAD (SEAL PLATE, MOTOR MOUNT) 6 19 BAC-54-650 41132 SLINGER, 7/8" SHAFT
20	41943	41943	2	SNAP RING, INTERNAL, FRAME
21	30174	ACAL-32	2	SNAP RING, EXTERNAL, SHAFT
22	40875	40875	2	BALL BEARING, SEALED
23	41085	41085	1	KEY, .188 X .188 X .875
24	40066	BAC-6-750-HYD-SS-WS	1	SHAFT, 11T FEMALE SPLINE, STAINLESS STEEL
25	40793	BAC-32-750	1	SPACER, SHAFT
26	43414	43414	1	PAD, ABSORBENT, M SERIES MOTOR
27	43419	43419	1	O-RING, FLANGE, M SERIES MOTOR
28	41336	BAC-75-HYD-M22-PWM	1	HYDRAULIC MOTOR, 18 GPM (65.9 LPM), WITH INTEGRATED VALVE
29	41445	41445	2	O-RING, #10 SAE FITTING
30	41442	BAC-78-10X10SAE	1	REVERSE CHECK, #10 SAE MALE X #10 SAE FEMALE
31	55032	55032	1.32	55032 BARRIER FLUID, QUART 1.32 J RK-FMC-750
NS	52724		-	REPAIR KIT, INCLUDES ITEMS 4 (2 PCS.), 9, AND 31 (2 QTS.)

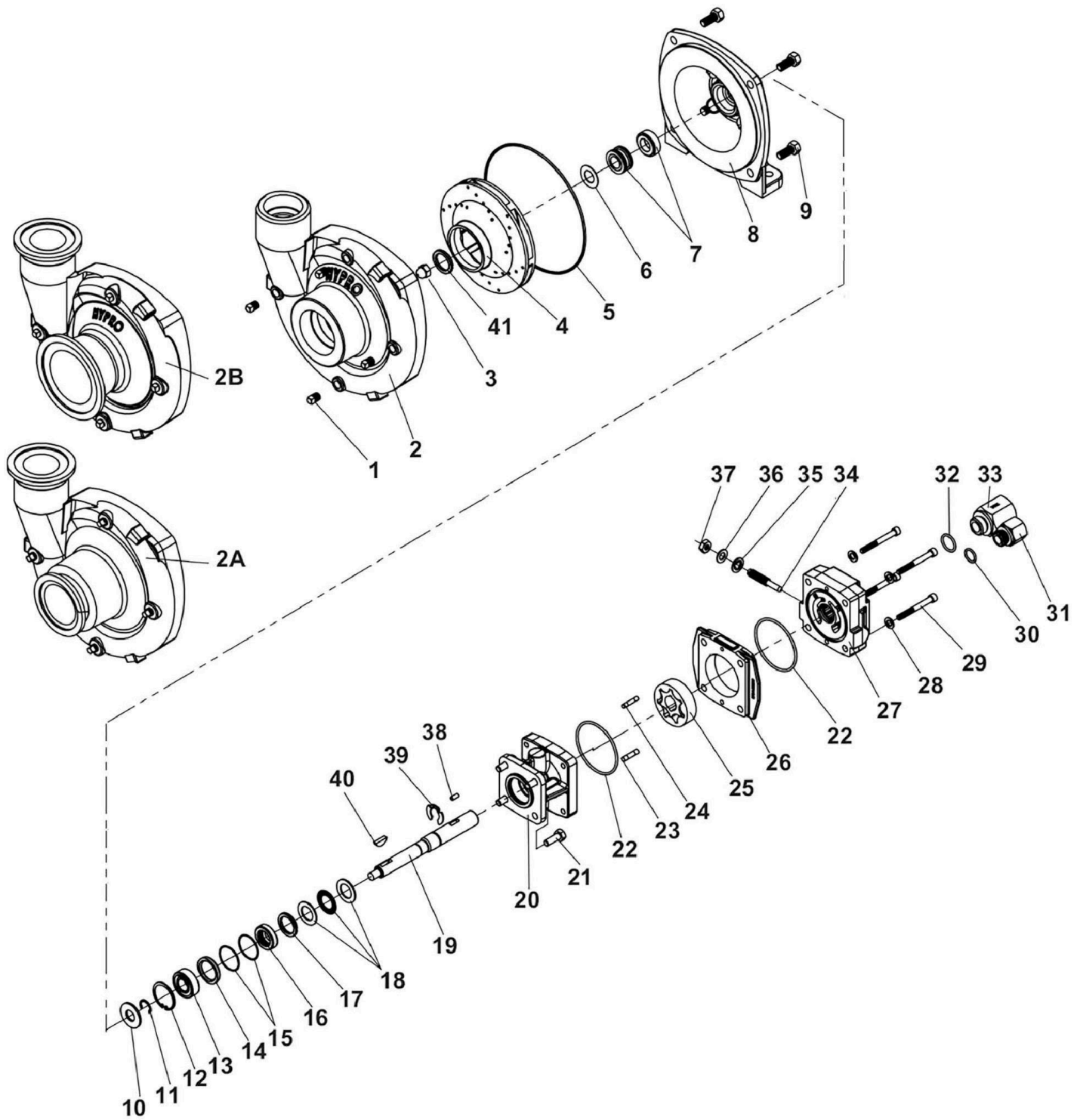
Pump Assembly, HYPRO 9306C-HM1C (Cast)



Parts List 26996: Pump Assembly, HYPRO 9306C-HM1C (Cast)

ITEM	PART NO.	QTY.	DESCRIPTION
1	530019	1	GASKET, 2" EPDM
2	530316	1	MANIFOLD REDUCER 3" X 2" COUPLER
3	540002	1	CLAMP, WORM SCREW 2"
4	550011	1	PUMP, HYPRO - SEE PARTS & EQUIPMENT CATALOG
5	632079	1	VALVE, BUTTERFLY, 1.5"
6	610106	1	JIC #10 MALE TO #10 MALE O-RING ST

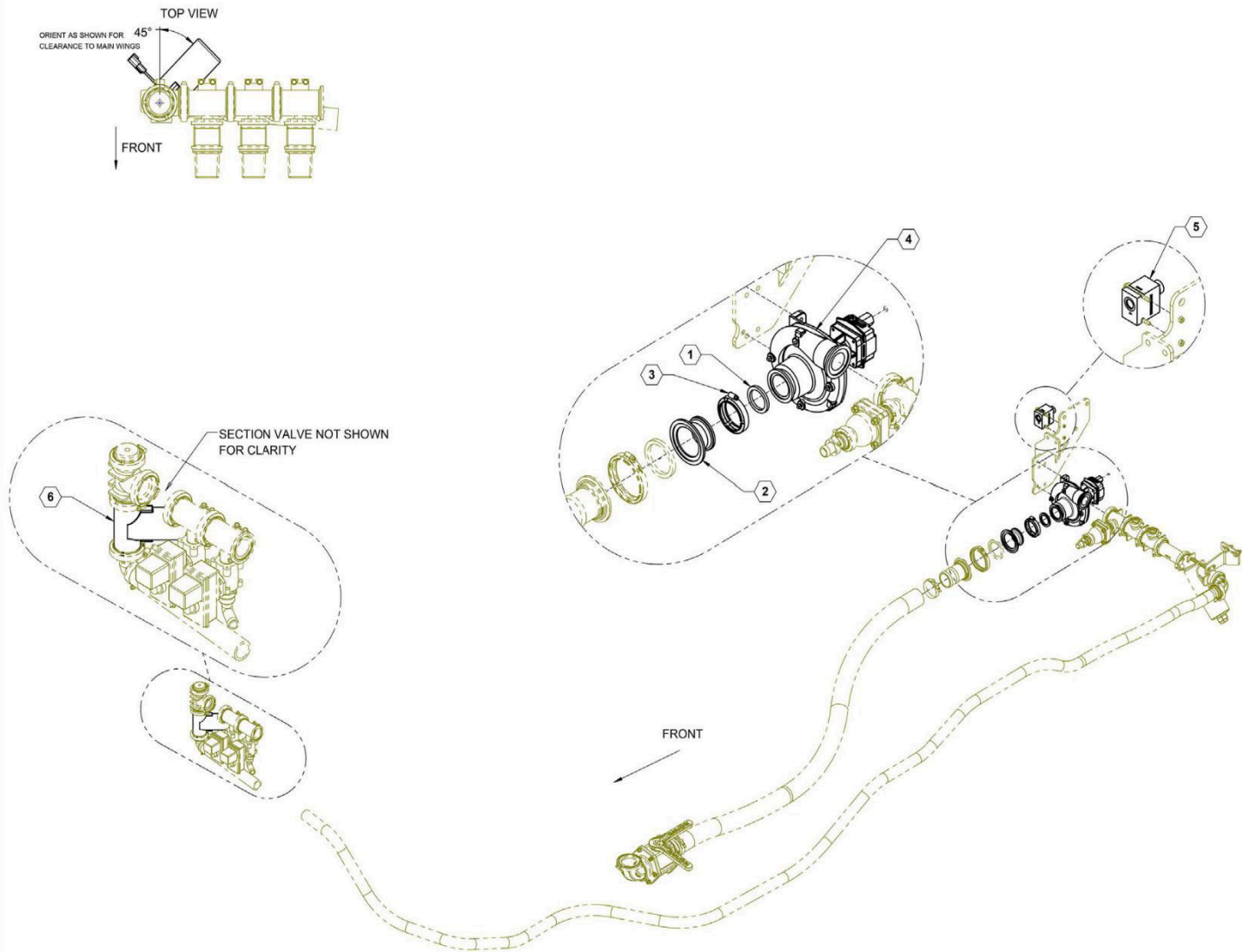
Parts Breakdown: HYPRO Pump 9306C-HM1C (Cast)



Parts Breakdown Parts List 550011: HYPRO Pump 9306C-HM1C (Cast)

ITEM	PART NO.	QTY.	DESCRIPTION
1	2406-0007	4	Drain/Vent Plug (9306C)
1	2406-0016	4	Drain/Vent Plug (9306S)
2	0154-9200C1	1	Pump Casing (9306C)
2	0154-9200S1	1	Pump Casing (9306S)
2A	0157-9200C	1	Pump Casing (Universal Flange 220x200)
2B	0158-9200C	1	Pump Casing (Universal Flange 300x220 Cast)
2B	0158-9200S	1	Pump Casing (Universal Flange 300x220 S.S.)
3	2253-0002	1	Impeller Nut (9306C)
3	2253-0006	1	Impeller Nut (9306S (sold in Parts Kit 3430-0825)
4	0401-9200P2	1	Impeller (Nylon Standard 9306C)
4	0405-9200P2	1	Impeller (Polypropylene Optional) (Standard 9306S)
4	0407-9306P	1	Impeller (GTX Optional)
5	1720-0083	1	O-ring
6	1700-0100	1	Gasket
7	3430-0589	1	Mechanical Seal (Silicon Carbide) (Standard 9306S) Contains one each: mechanical seal (Reference 7) and o-ring (Reference 5).
8	0750-9300C2	1	Mounting Flange (9306C)
8	0756-9300S	1	Mounting Flange (9306S)
9	2210-0020	4	Hex Head Cap Screw (9306C)
9	2210-0125	4	Hex Head Cap Screw (9306S)
10	1410-0056	1	Slinger Ring
11	1810-0014	1	Snap Ring
12	1820-0013	1	Retaining Ring
13	2000-0010	1	Ball Bearing
14	1410-0131	1	Cartridge, Front
15	1720-0268	2	O-ring
16	2104-0010	1	Lip Seal (only sold in Parts Kit No. 3430-0748)
17	1410-0130	1	Seal Spacer
18	2029-0014	1	Thrust Bearing Assembly
19	0533-2500	1	Shaft (HM1C/HM5C)
19	0536-2500	1	Shaft (HM3C)
20	0150-2500C	1	Motor Body (includes needle bearing)
			NOTE: When ordering parts, give QUANTITY, PART NUMBER, DESCRIPTION, and COMPLETE MODEL NUMBER. Reference numbers are used ONLY to identify parts in the drawing and are NOT to be used as order numbers.
			Repair Parts Kit No. 3430-0332 Contains: One mechanical seal (Reference 7), one o-ring (Reference 5) and one rubber gasket (Reference 6).
			Parts Kit No. 3430-0748 Contains: One each ball bearing (Reference 13), motor shaft seal (Reference 16), thread seal gasket (Reference 35), two cartridge o-rings (Reference 15) and washer (Reference 36); two each motor housing o-rings (Reference 22), and port adapter o-rings (Reference 30 & 32).
			Hydraulic Motor Part Numbers. 2500-0081C (HM1C Models) 2500-0083C (HM3C Models) 2500-0085C (HM5C Models)

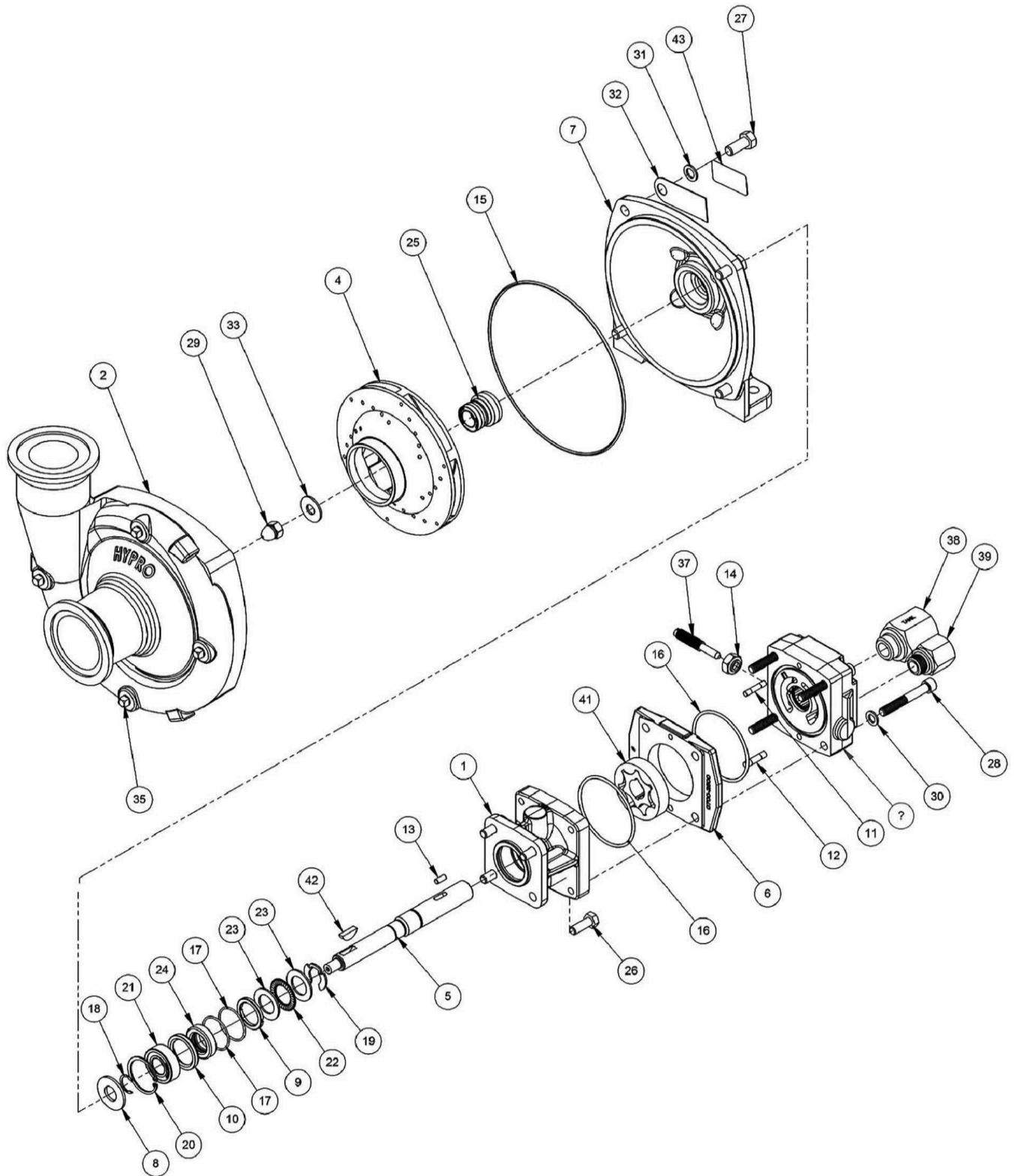
Pump Assembly, HYPRO 9306C-HM1S (Stainless Steel)



Parts List 27066: Pump Assembly, HYPRO 9306C-HM1S (Stainless Steel)

ITEM	PART NO.	QTY.	DESCRIPTION
1	530019	1	GASKET, 2" EPDM
2	530316	1	MANIFOLD REDUCER 3" X 2" COUPLER
3	540002	1	CLAMP, WORM SCREW 2"
4	550027	1	PUMP, HYPRO STAINLESS STEEL
5	610099	1	VALVE, FLOW CONTROL, P.C.
6	632079	1	VALVE, BUTTERFLY, 1.5"

Parts Breakdown: HYPRO Pump 9306C-HM1S (Stainless Steel)

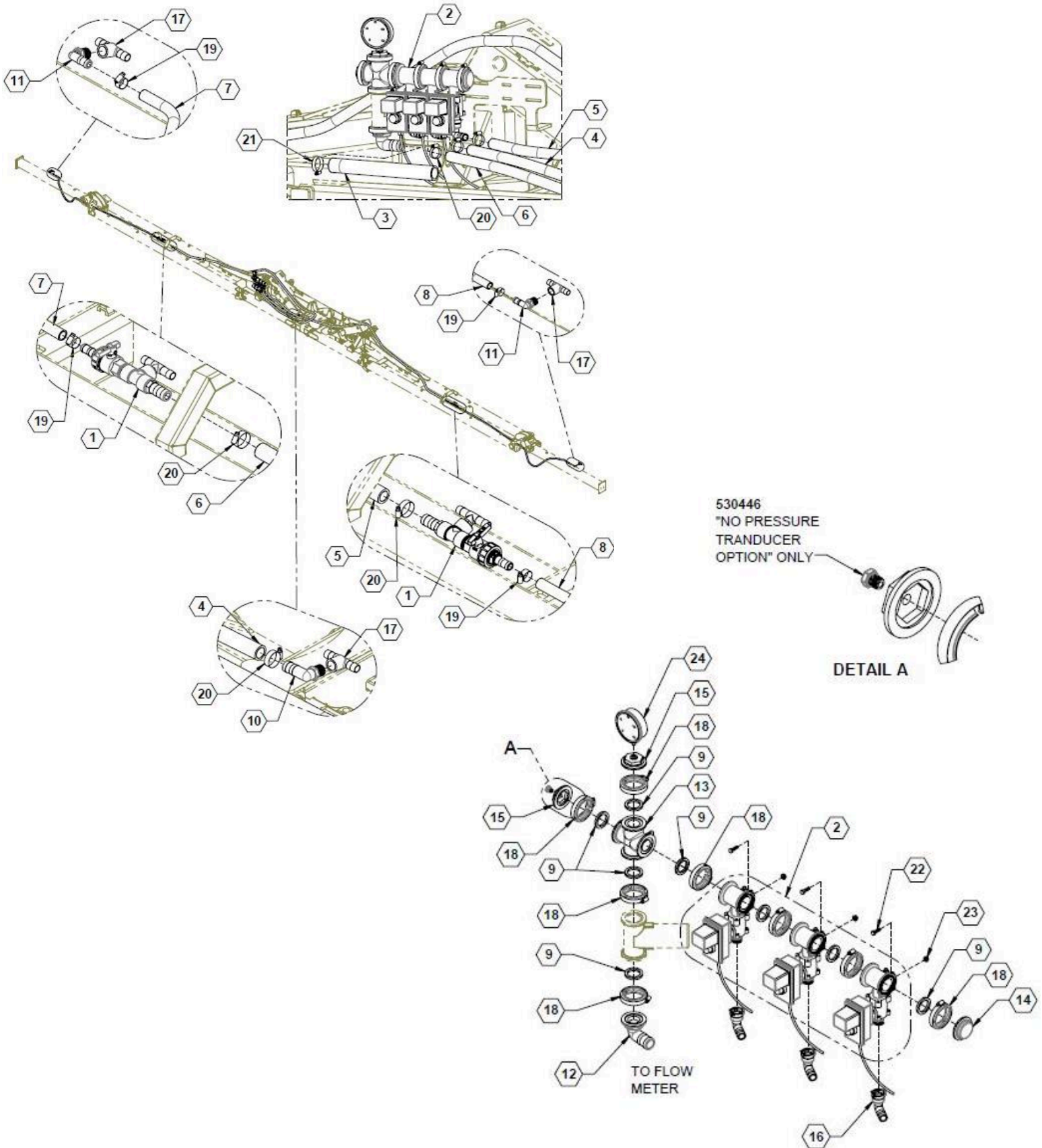


Parts List 550027: HYPRO Pump 9306C-HM1S (Stainless Steel)

ITEM	PART NO.	QTY.	DESCRIPTION
1	0150-2500C	1	BODY ASSEMBLY
2	0157-9200S	1	HOUSING MACHINED, PASSIVATED
3	0254-2500C2	1	END PLATE ASSEMBLY BYPASS
4	0407-9306P	1	IMPELLER (CW ROTATION)
5	0533-2500	1	SHAFT HYDRAULIC MOTOR
6	0700-2500C1	1	GEROTOR HOUSING HM1, COATED
7	0756-9300S	1	MOUNTING FLANGE PASSIVATED
8	1410-0056	1	SLINGER GASKET, SHAFT
9	1410-0130	1	SPACER, 3L SEAL
10	1410-0131	1	CARTRIDGE FRONT HYD SEAL
11	1600-0037	1	DOWEL PIN
12	1600-0044	1	DOWEL PIN
13	1610-0031	1	KEY
14	1700-0245	1	NUT, SEALING
15	1720-0083	1	O-RING
16	1720-0110	2	O-RING
17	1720-0268	2	O-RING
18	1810-0014	1	RETAINING RING
19	1810-0026	1	RETAINER RING
20	1820-0013	1	RETAINER RING
21	2000-0010	1	BEARING, BALL
22	2029-0009	1	BEARING, THRUST

PRODUCT PLUMBING ON TOOLBAR

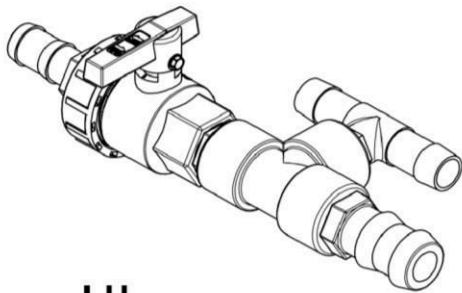
3-Section Toolbar Plumbing



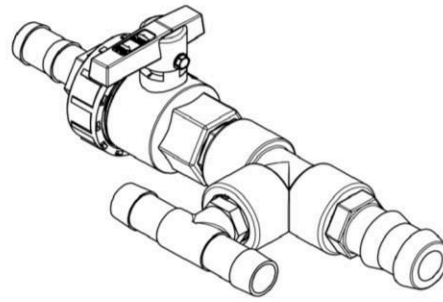
Parts List 26970: 3-Section Toolbar Plumbing

ITEM	PART NO.	QTY.	DESCRIPTION
1	90SAVFF	2	SUB ASSY, VALVE, FLIP FERT.
2	500027	0.75	VALVE, 450 4-BANK, NON- FLOWBACK, NARROW TEE
3	510014	1	HOSE, 1-1/2" EPDM X 2 FT
4	510016	1	HOSE, 1.00 EPDM X 4FT
5	510016	1	HOSE, 1.00 EPDM X 20FT
6	510016	1	HOSE, 1.00 EPDM X 22FT
7	510019	1	HOSE, .75 EPDM X 12FT
8	510019	1	HOSE, .75 EPDM X 12FT
9	530014	6	GASKET, 1.500 EPDM
10	530036	1	ELBOW, .75 MPT X 1.00 90~
11	530040	2	HOSE SHANK, 3/4" MPT X 3/4" HB 90
12	530080	1	MANIFOLD ELBOW 90, 2.00 X 1.50 HB
13	530090	1	CROSS, MANIFOLD 2.00
14	530093	1	PLUG, MANIFOLD, 2.00
15	530094	2	PLUG, MANIFOLD 2.00 W/ HOLE
16	530190	3	QUICK CONNECT, 1.00 HB ELBOW 90
17	530220	3	TEE, .75 FPT X .75 HB X .75 HB
18	540001	6	CLAMP, 2.00 STD WORM SCREW
19	540013	4	HOSE CLAMP, SS .75 #12
20	540014	6	HOSE CLAMP, SS 1.00 #16
21	540016	1	CLAMP, SS 1.500 #24
22	596115M	3	BOLT, HH 5/16-18X1 GR5 MAGNI
23	596768M	3	NUT, HEX FLANGE 5/16-18 MAGNI
24	790020	1	GAUGE, FAST LOGO 160PSI

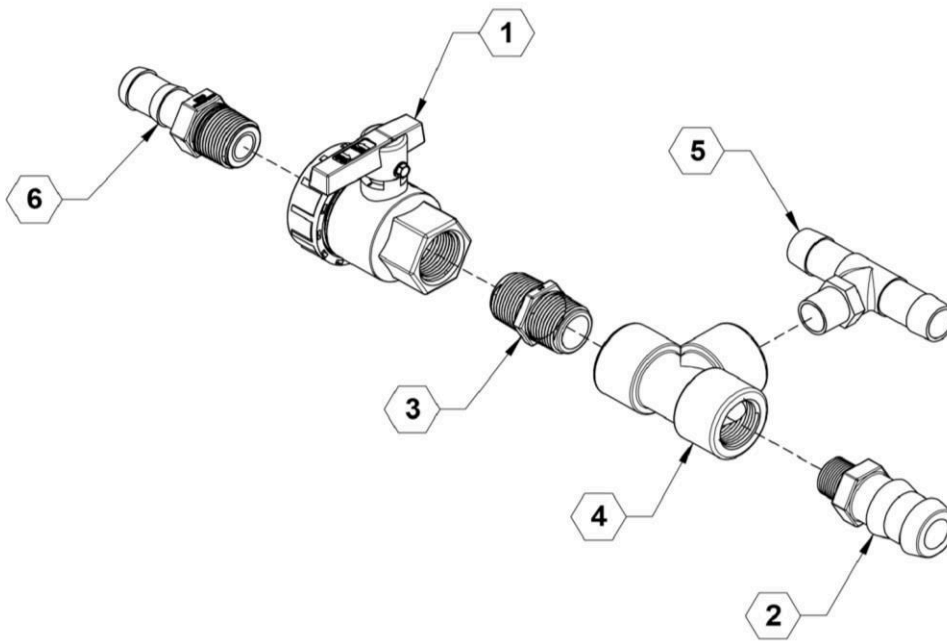
Flip Wing Shutoff Valve Assembly



LH



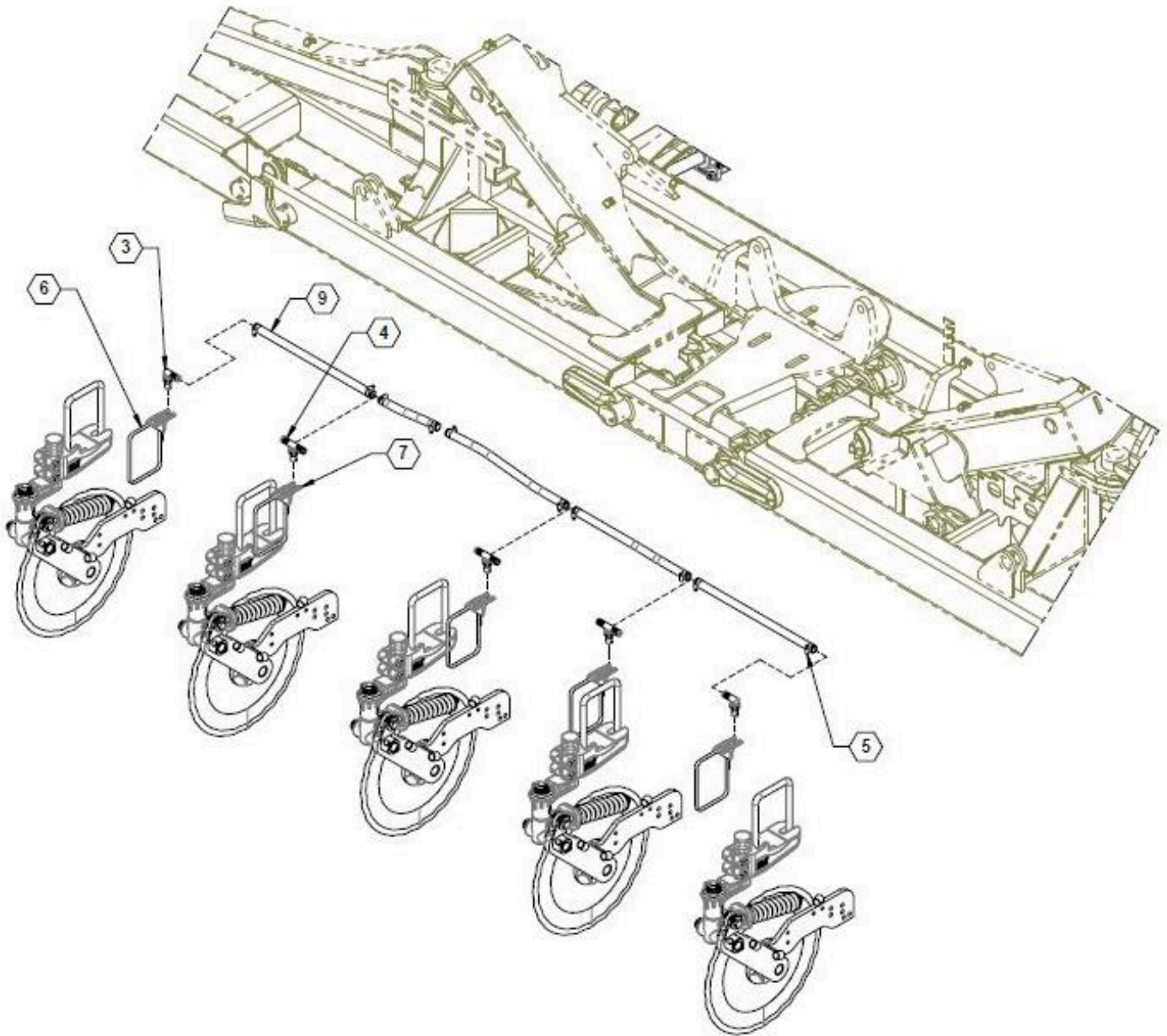
RH



Parts List 90SAVFF: Flip Wing Shutoff Valve Assembly

ITEM	PART NO.	QTY.	DESCRIPTION
1	500043	1	VALVE, 3/4" SINGLE UNION POLY
2	530039	1	3/4" MPT X 1" HOSE BARB
3	530131	1	NIPPLE, 3/4" SHORT POLY
4	530156	1	TEE, 3/4" POLY PIPE
5	530221	1	3/4" MPT X 3/4" HOSE BARB TEE
6	530230	1	FITTING, 3/4" MPT X 3/4" HB

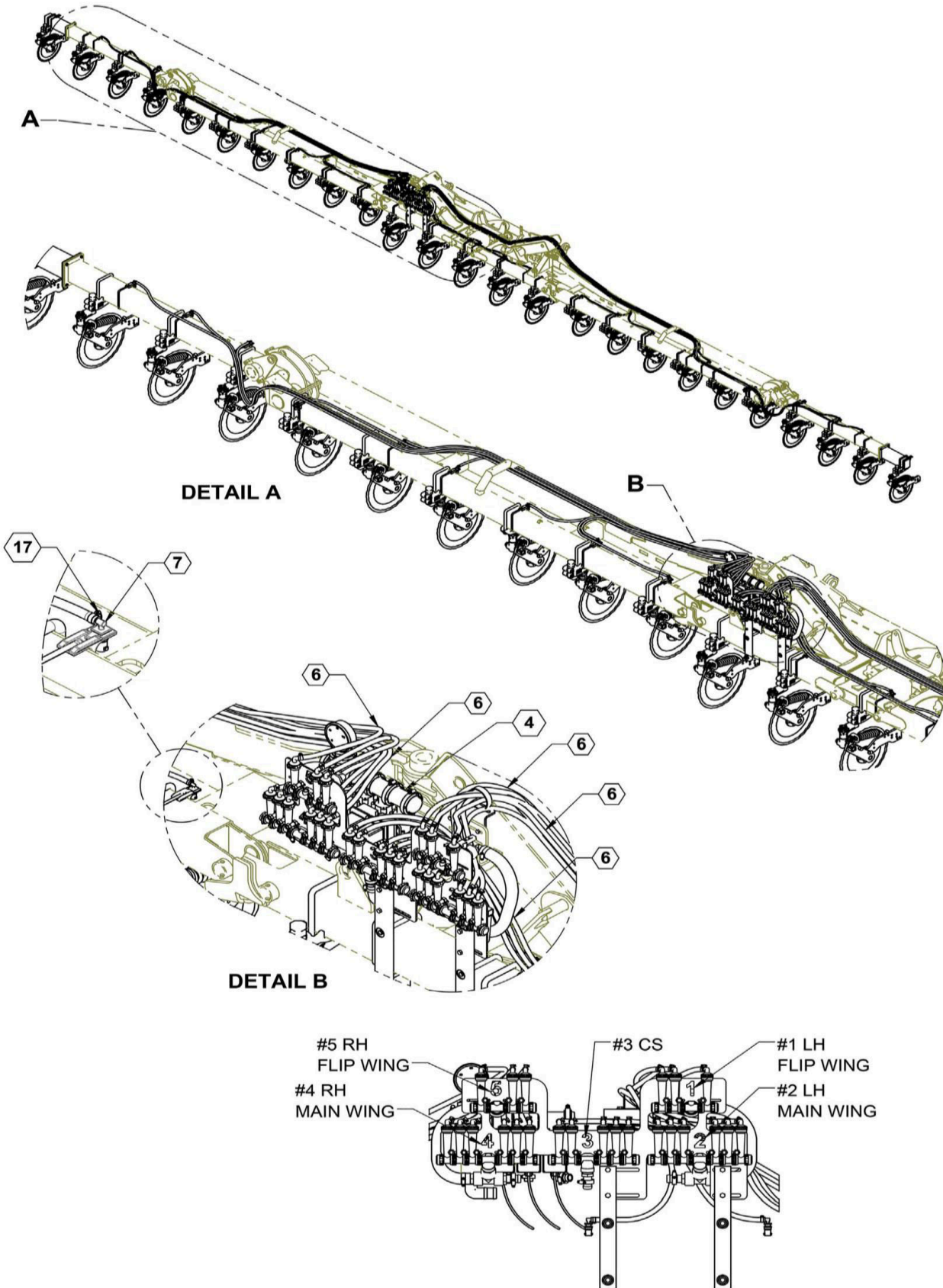
Typical Toolbar Plumbing – Tees, Elbows, Hose, and Clamps



Parts List: Typical Toolbar Plumbing – Tees, Elbows, Hose, and Clamps

ITEM	PART NO.	QTY.	DESCRIPTION
3	520003	AR	ELBOW, NOZZLE QUICK CONNECT, 3/4" HOSE SHANK
4	520004	AR	TEE, NOZZLE QUICK CONNECT, 3/4" HOSE SHANKS
5	540013	AR	HOSE CLAMP, SS .75 #12
7	590187	AR	MOUNT, PLUMBING
9	510019	AR	HOSE, 3/4", EPDM

Wilger 3 Section Toolbar Plumbing, 23 Row



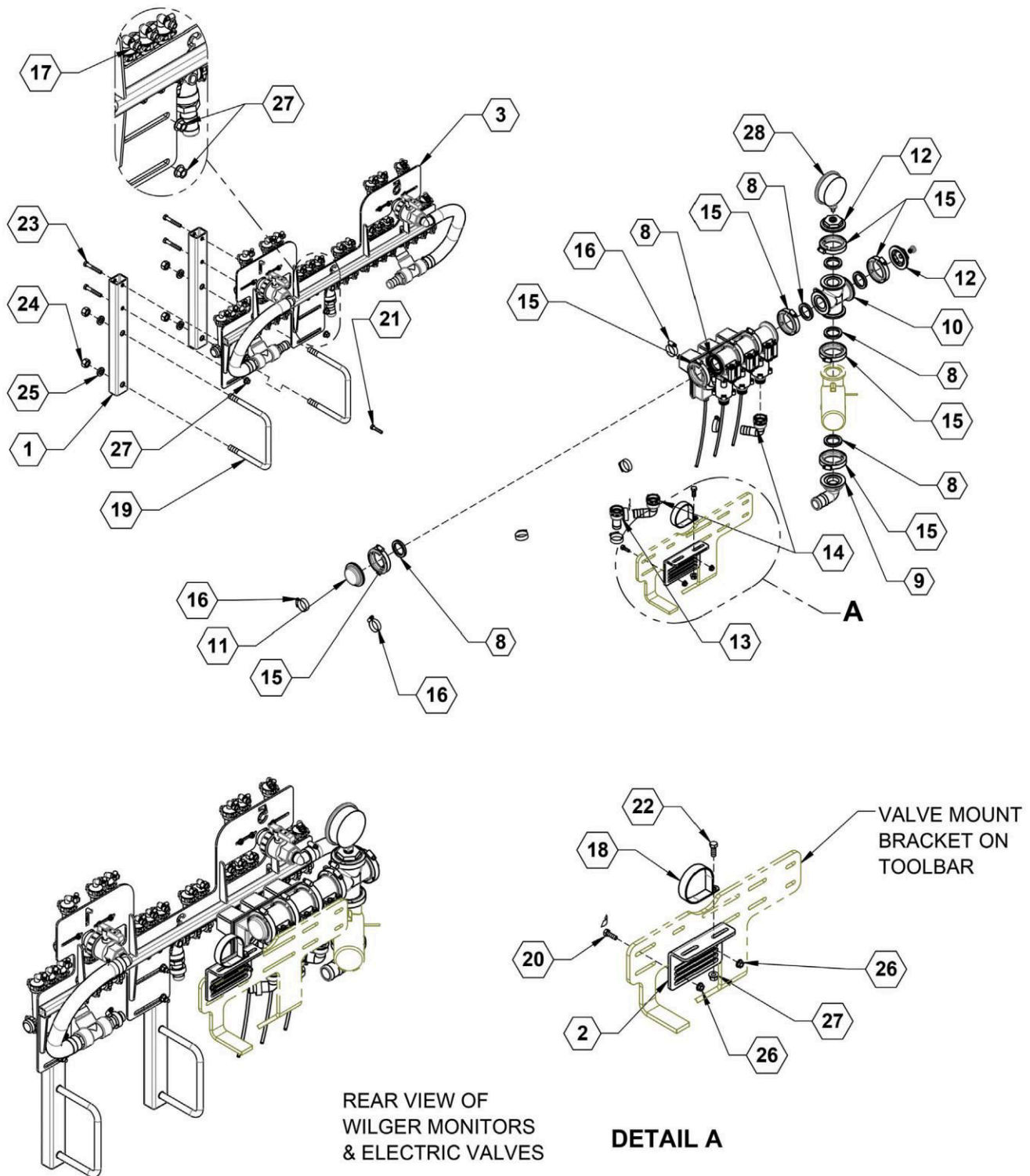


ILLUSTRATED PARTS LIST

Parts List 28214: Wilger 3 Section Toolbar Plumbing, 23 Row

ITEM	PART NO.	QTY.	DESCRIPTION
4	500027	0.75	VALVE, 450 4-BANK, NON-FLOWBACK, NARROW TEE
6	510020	350	HOSE, .375 EPDM
7	520067	23	NOZZLE, 3/8" HOSE SHANK 90 DEG
17	540032	46	HOSE CLAMP, 5/16 #5 SS

Wilger 3 Section Toolbar Plumbing, 23 Row CONT.



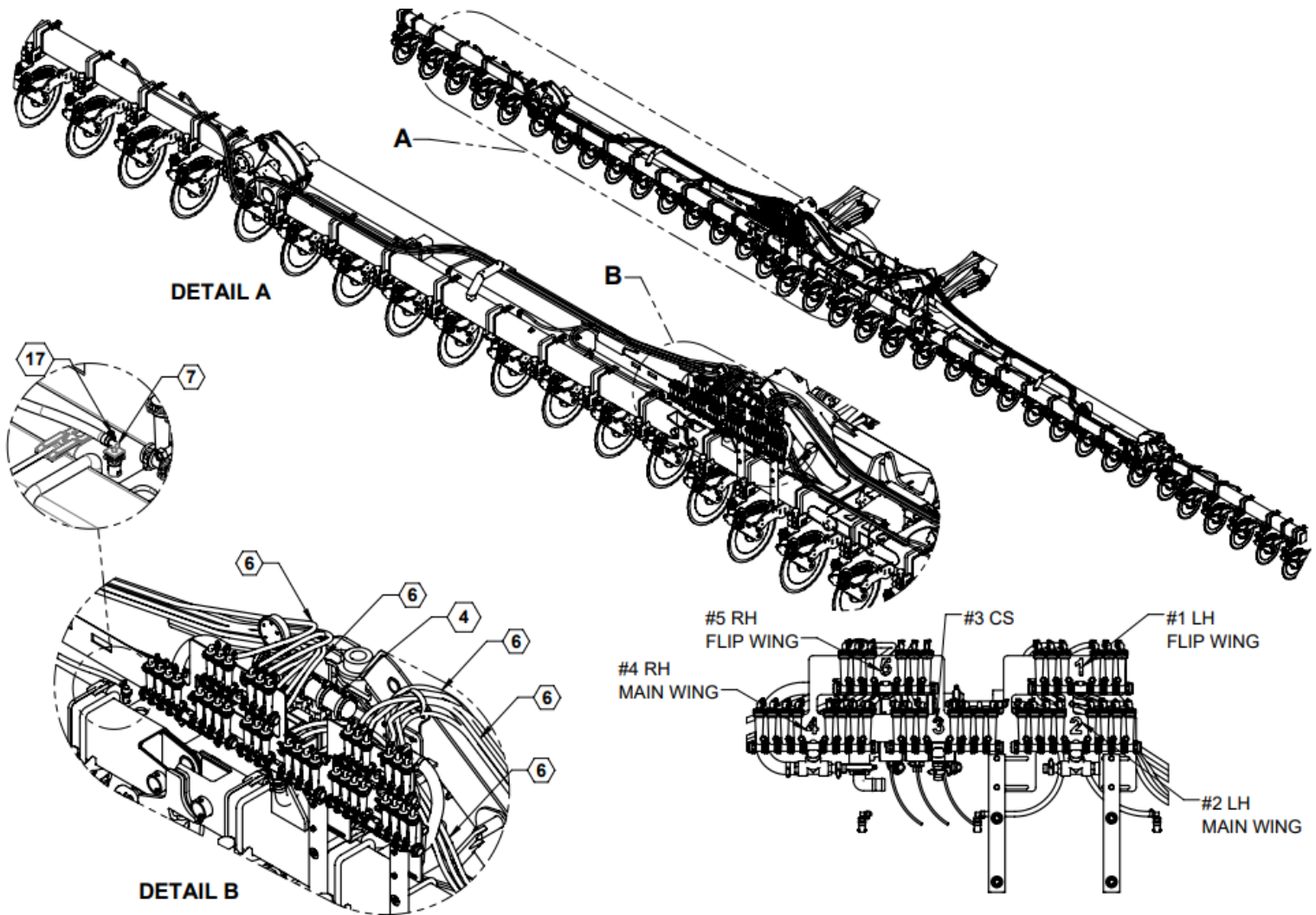


ILLUSTRATED PARTS LIST

Parts List: Wilger 3 Section Toolbar Plumbing, 23 Row CONT.

ITEM	PART NO.	QTY.	DESCRIPTION
1	27293	2	TUBE, WILGER MOUNT
2	27298	1	BRACKET, HOSE REST
3	28215	1	ASSY, WILGER MONITORS 3 SECTION 23 ROW, A-SERIES
8	530014	6	GASKET, 1.500 EPDM
9	530080	1	MANIFOLD ELBOW 90, 2.00 X 1.50 HB
10	530090	1	CROSS, MANIFOLD 2.00
11	530093	1	PLUG, MANIFOLD, 2.00
12	530094	2	PLUG, MANIFOLD 2.00 W/ HOLE
13	530189	1	QUICK CONNECT 1" STRAIGHT BARB
14	530190	2	QUICK CONNECT, 1.00 HB ELBOW 90
15	540001	7	CLAMP, 2.00 STD WORM SCREW
16	540014	10	HOSE CLAMP, SS 1.00 #16
17	540032	46	HOSE CLAMP, 5/16 #5 SS
18	540052	1	P-CLAMP, 3" W/3/8" HOLE
19	590061	2	U-BOLT, 5/8" X 7" X 5", CZP
20	596115M	1	BOLT, HH 5/16-18X1 GR5 MAGNI
21	596116M	1	BOLT, HH 5/16-18X1-1/2 GR5 MAGNI
22	596128M	1	BOLT, HH 3/8-16 X 1 GR5 MAGNI
23	596131M	4	BOLT, HH 3/8-16X2-1/2 GR5 MAGNI
24	596216M	4	NUT, HEX 5/8-11 MAGNI
25	596253M	4	LOCKWASHER 5/8 MAGNI
26	596768M	2	NUT, HEX FLANGE 5/16-18 MAGNI
27	596769M	5	NUT, HEX FLANGE 3/8-16 MAGNI
28	790020	1	GAUGE, FAST LOGO 160PSI

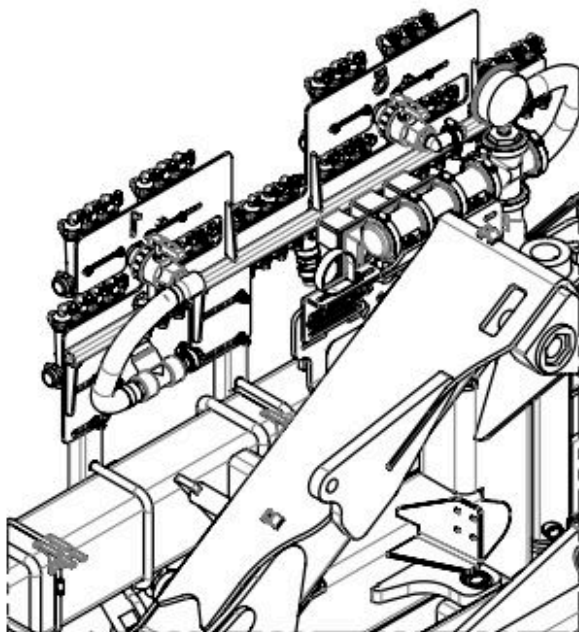
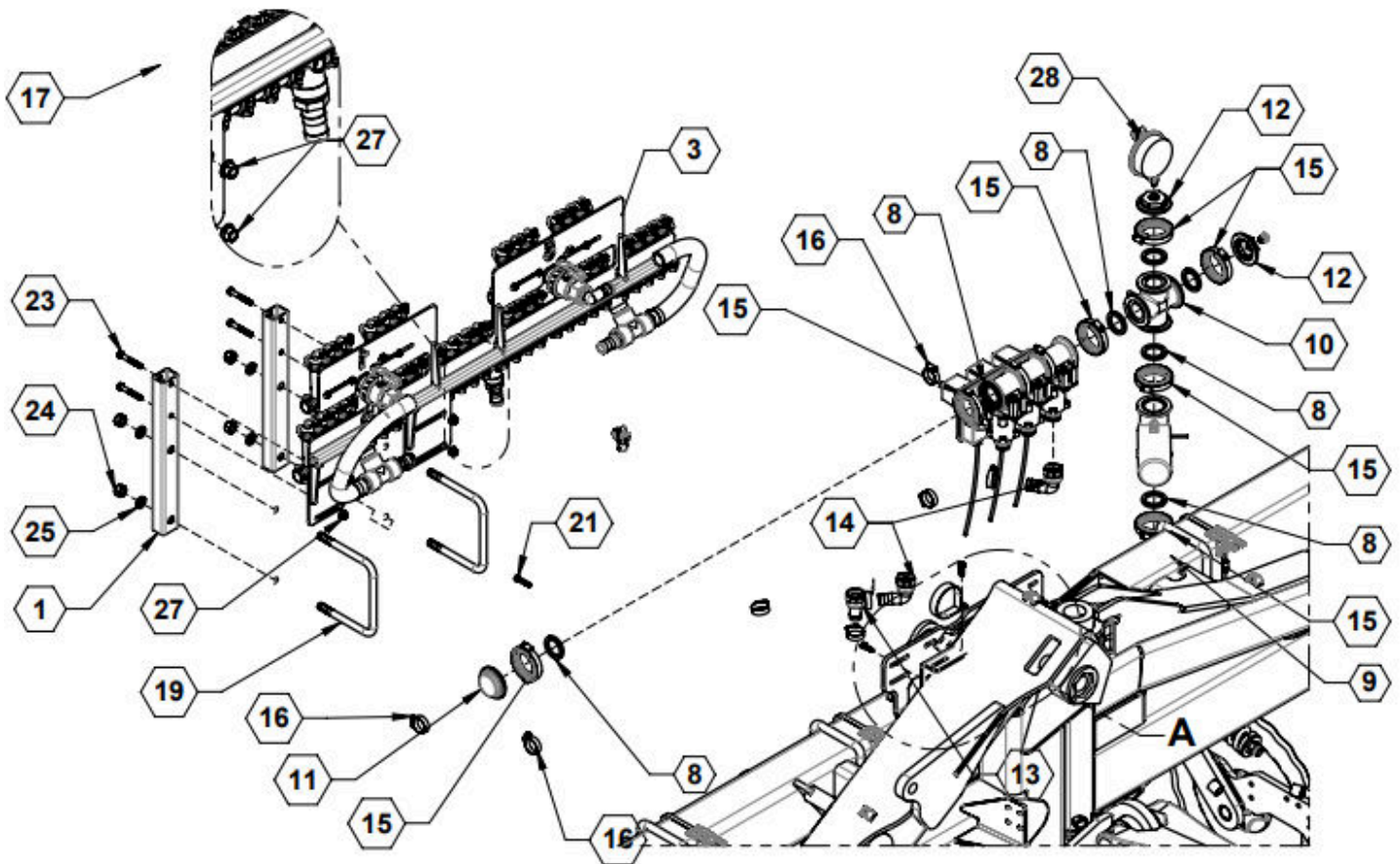
Wilger 3 Section Toolbar Plumbing, 35 Row



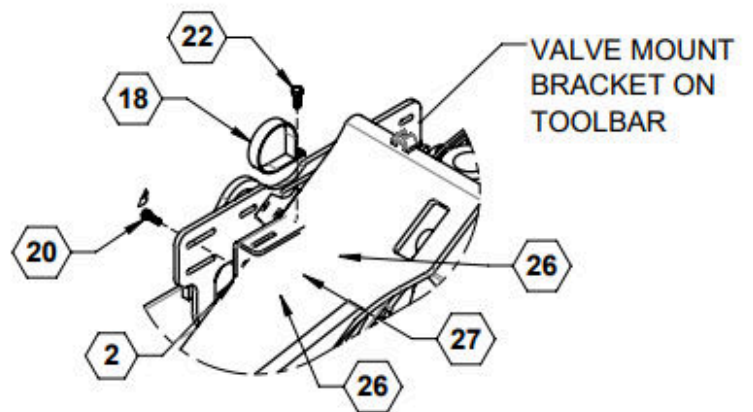
Parts List 28832: Wilger 3 Section Toolbar Plumbing, 35 Row

ITEM	PART NO.	QTY.	DESCRIPTION
4	500027	0.75	VALVE, 450 4-BANK, NON-FLOWBACK, NARROW TEE
6	510020	625	HOSE, 0.375 EPDM
7	520067	35	NOZZLE, 3/8" HOSE SHANK 90 DEG
17	540032	70	HOSE CLAMP, 5/16 #5 SS

Wilger 3 Section Toolbar Plumbing, 35 Row CONT.



REAR VIEW OF
WILGER MONITORS
& ELECTRIC VALVES



DETAIL A

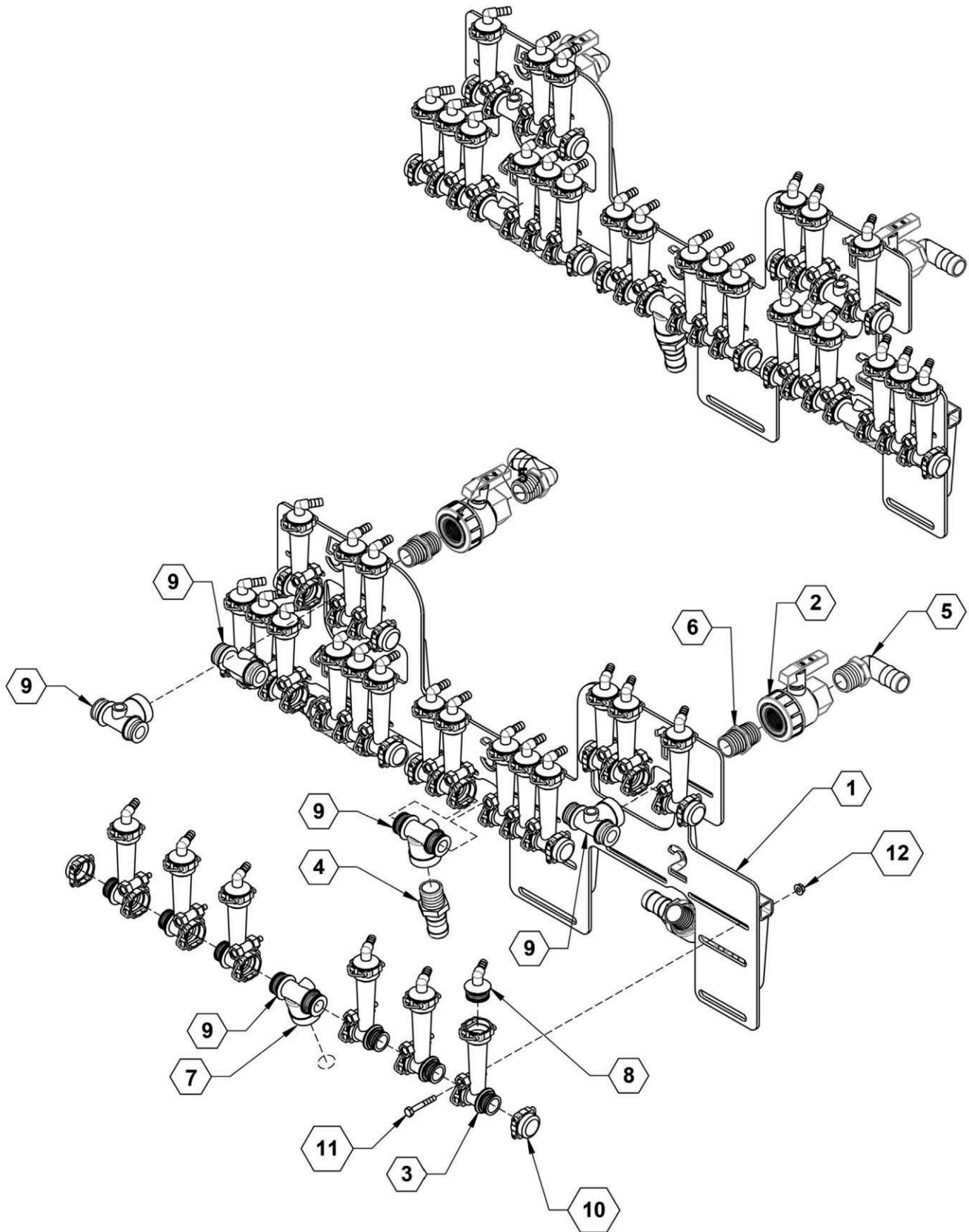


ILLUSTRATED PARTS LIST

Parts List: Wilger 3 Section Toolbar Plumbing, 35 Row CONT.

ITEM	PART NO.	QTY.	DESCRIPTION
1	27293	2	TUBE, WILDER MOUNT
2	27298	1	BRACKET, HOSE REST
3	28833	1	ASSY, WILGER MONITORS 3 SECTION 35 ROW, A-SERIES
4	500027	0.75	VALVE, 450 4-BANK, NON-FLOWBACK, NARROW TEE
5	510016	8	HOSE, 1" EPDM
6	510020	625	HOSE, 0.375 EPDM
7	520067	35	NOZZLE, 3/8" HOSE SHANK 90 DEG
8	530014	6	GASKET, 1.500 EPDM
9	530080	1	MANIFOLD ELBOW 90, 2.00 X 1.50 HB
10	530090	1	CROSS, MANIFOLD 2.00
11	530093	1	CLUG, MANIFOLD 2.00
12	530094	2	PLUG, MANIFOLD 2.00 W/ HOLE
13	530189	1	QUICK CONNECT 1" STRAIGHT BARB
14	530190	2	QUICK CONNECT, 1.00 HB ELBOW 90
15	540001	7	CLAMP, 2.00 STD WORM SCREW
16	540014	10	HOSE CLAMP, SS 1.00 #16
17	540032	70	HOSE CLAMP, 5/16 #5 SS
18	540052	1	P-CLAMP, 3" W/ 3/8" HOLE
19	590061	2	U-BOLT, 5/8" X 7" X 5", CZP
20	596115M	1	BOLT, HH 5/16-18 X 1 GR5 MAGNI
21	596116M	1	BOLT, HH 5/16-18 X 1-1/2 GR5 MAGNI
22	596128M	1	BOLT, HH 3/8-16 X 1 GR5 MAGNI
23	596131M	4	BOLT, HH 3/8-16 X 2-1/2 GR5 MAGNI
24	596216M	4	NUT, HEX 5/8-11 MAGNI
25	596253M	4	LOCKWASHER 5/8 MAGNI
26	596768M	2	NUT, HEX FLANGE 5/16-18 MAGNI
27	596769M	5	NUT, HEX FLANGE 3/8-16 MAGNI
28	780020	1	GUAGE, FAST LOGO 160PSI

Wilger 3 Section Flow Monitor Assembly, 23-25



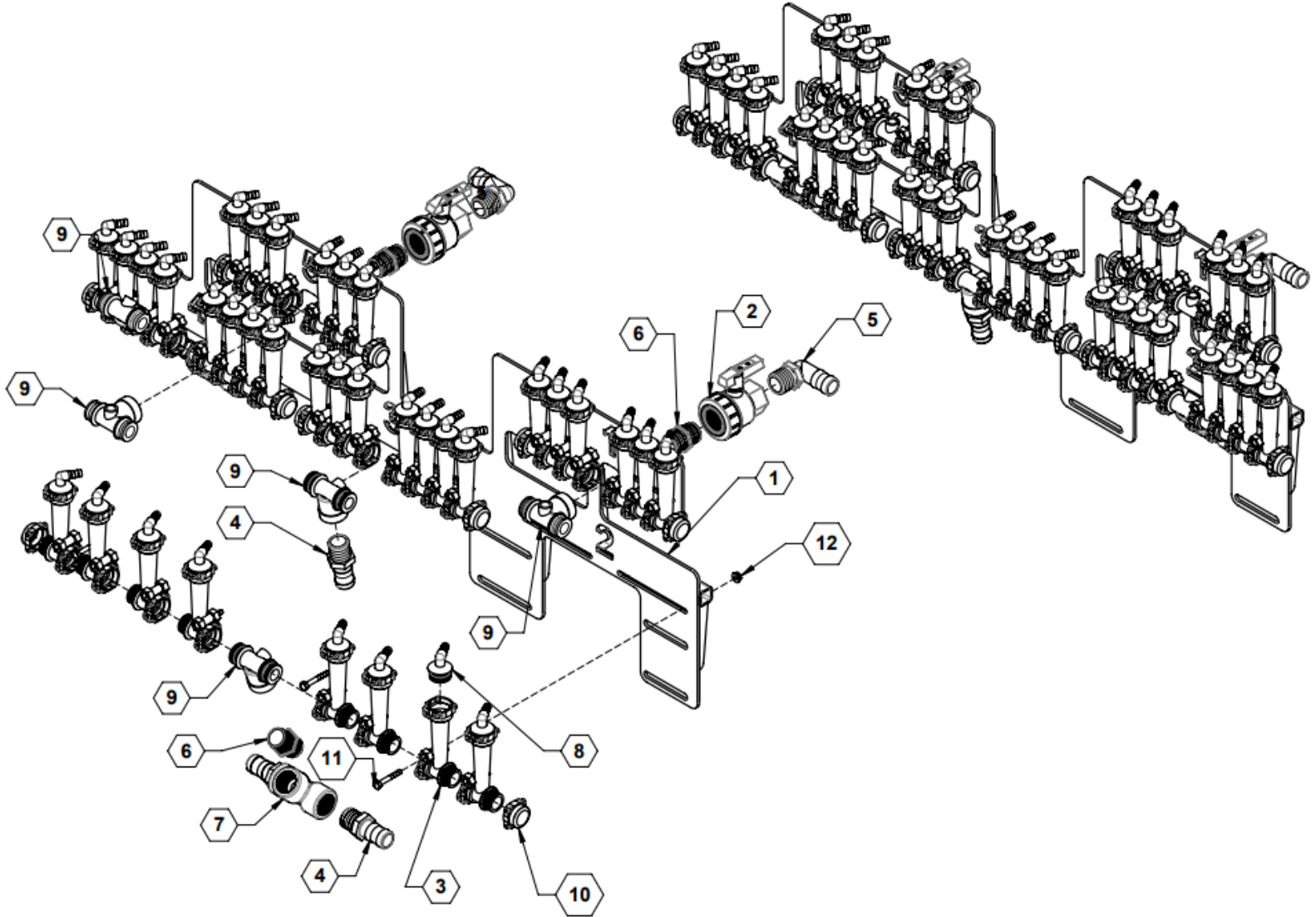


ILLUSTRATED PARTS LIST

Parts List 28386: Wilger 3 Section Flow Monitor Assembly, 23-25

ITEM	PART NO.	QTY.	DESCRIPTION
1	27294	1	WLDMNT, WILGER MONITORS 23-25
2	500009	2	VALVE, 1.00 FULL PORT SINGLE UNION
3	500073	23	WILGER FLOW MONITOR BODY
4	530041	5	FITTING, 1.00 MNPT X 1.00 HB, POLY
5	530044	2	FITTING, ELBOW, 90D, 1.00 MNPT X 1.00 HB, POLY
6	530133	4	NIPPLE, SHORT POLY X 1 IN
7	530157	2	TEE, 1.00 PIPE, POLY
8	530458	23	WILGER ORS X 3/8" HB 90 DEG
9	530459	5	ORS M X ORS M X 1"NPT TEE
10	530464	10	WILGER ORS CAP
11	596104M	23	BOLT, HH 1/4-20X1-3/4 GR5 MAGNI
12	596767M	23	NUT, HEX FLANGE 1/4-20 MAGNI

Wilger 3 Section Flow Monitor Assembly, 35-37



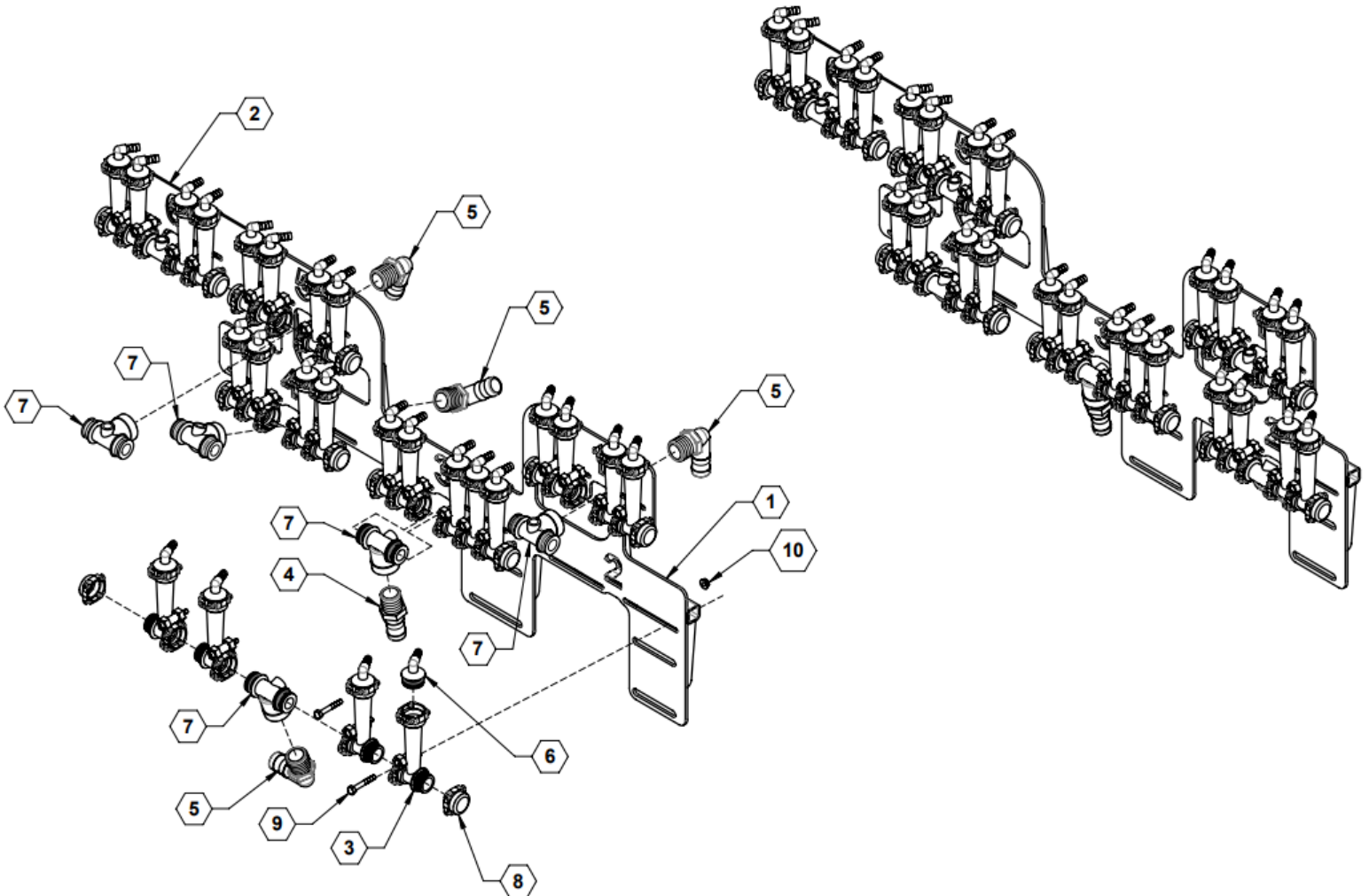


ILLUSTRATED PARTS LIST

Parts List: Wilger 3 Section Flow Monitor Assembly, 35-37

ITEM	PART NO.	QTY.	DESCRIPTION
1	28834	1	WELDMENT, WILGER MONITORS 35-37
2	500009	2	VALVE, 1.00 FULL PORT SINGLE UNION
3	500073	35	WILGER FLOW MONITOR BODY
4	530041	5	FITTING, 1.00 MNPT X 1.00 HB, POLY
5	530044	2	FITTING, ELBOW, 90D, 1.00 MNPT X 1.00 HB, POLY
6	530133	4	NIPPLE, SHORT POLY X 1 IN
7	530157	2	TEE, 1.00 PIPE, POLY
8	530458	35	WILGER ORS X 3/8" HB 90 DEG
9	530459	5	ORS M X ORS M X 1" NPT TEE
10	530464	10	WINGER ORS CAP
11	596104M	20	BOLT, HH 1/4-20 X 1-3/4 GR5 MAGNI
12	596767M	20	NUT, HEX FLANGE 1/4-20 MAGNI

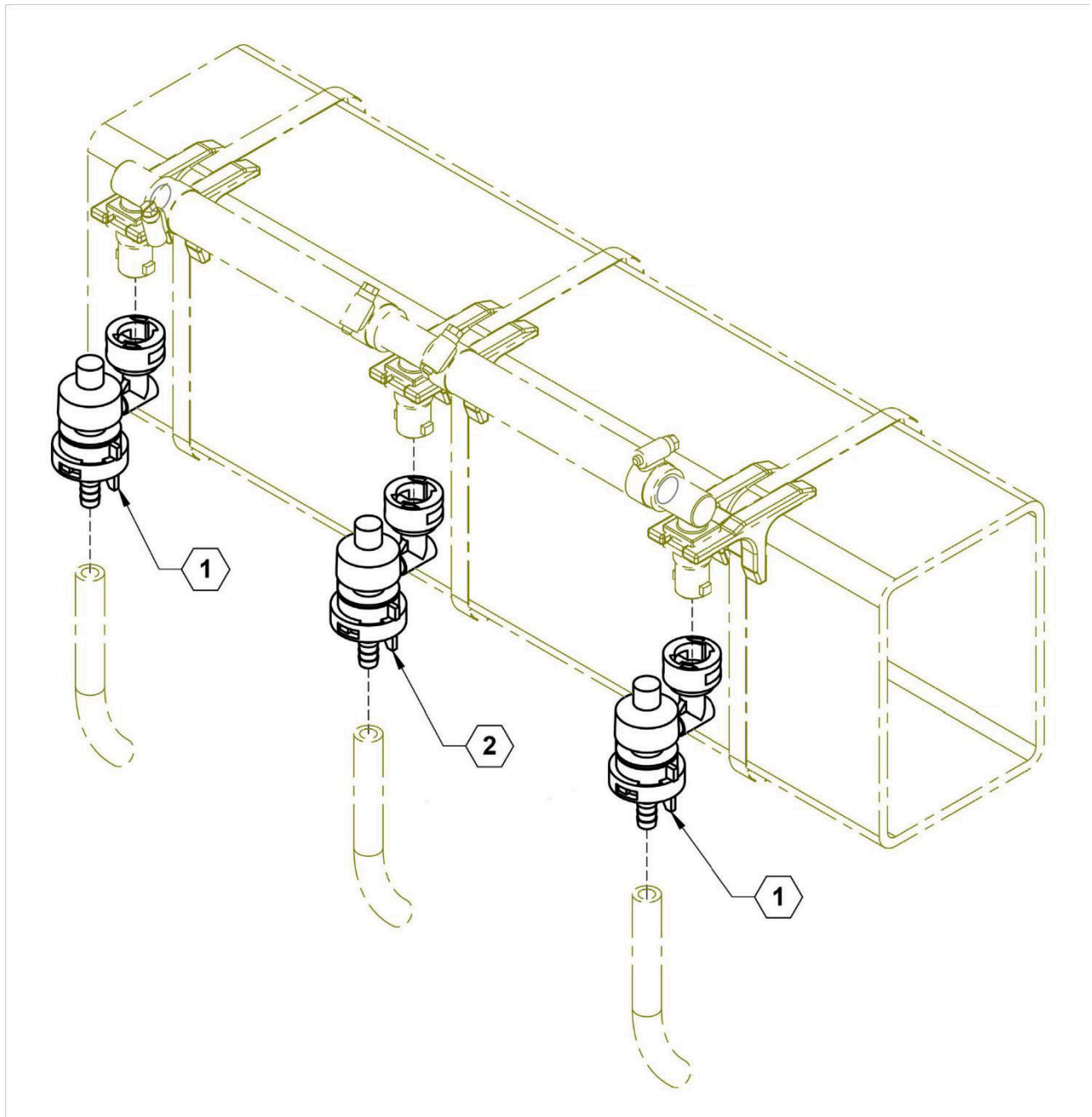
Wilger 6 Section Flow Monitor Assembly, 25



Parts List 28848: Wilger 6 Section Flow Monitor Assembly, 25

ITEM	PART NO.	QTY.	DESCRIPTION
1	27294	1	WELDMENT, WILGER MONITORS 23-25
2	28850	1	PLATE, SECTION 6 WILGER MOUNT
3	500073	25	WILGER FLOW MONITOR BODY
4	530041	1	FITTING, 1.00 MNPT X 1.00 HB, POLY
5	530044	5	FITTING, ELBOW, 90D, 1.00 MNPT X 1.00 HB, POLY
6	530458	25	WILGER ORS X 3/8" HB 90 DEG
7	530459	6	ORS M X ORS M X 1" NPT TEE
8	530464	12	WILGER ORS CAP
9	596104M	25	BOLT, HH 1/4-20 X 1-3/4 GR5 MAGNI
10	596767M	25	NUT, HEX FLANGE 1/4-20 MAGNI

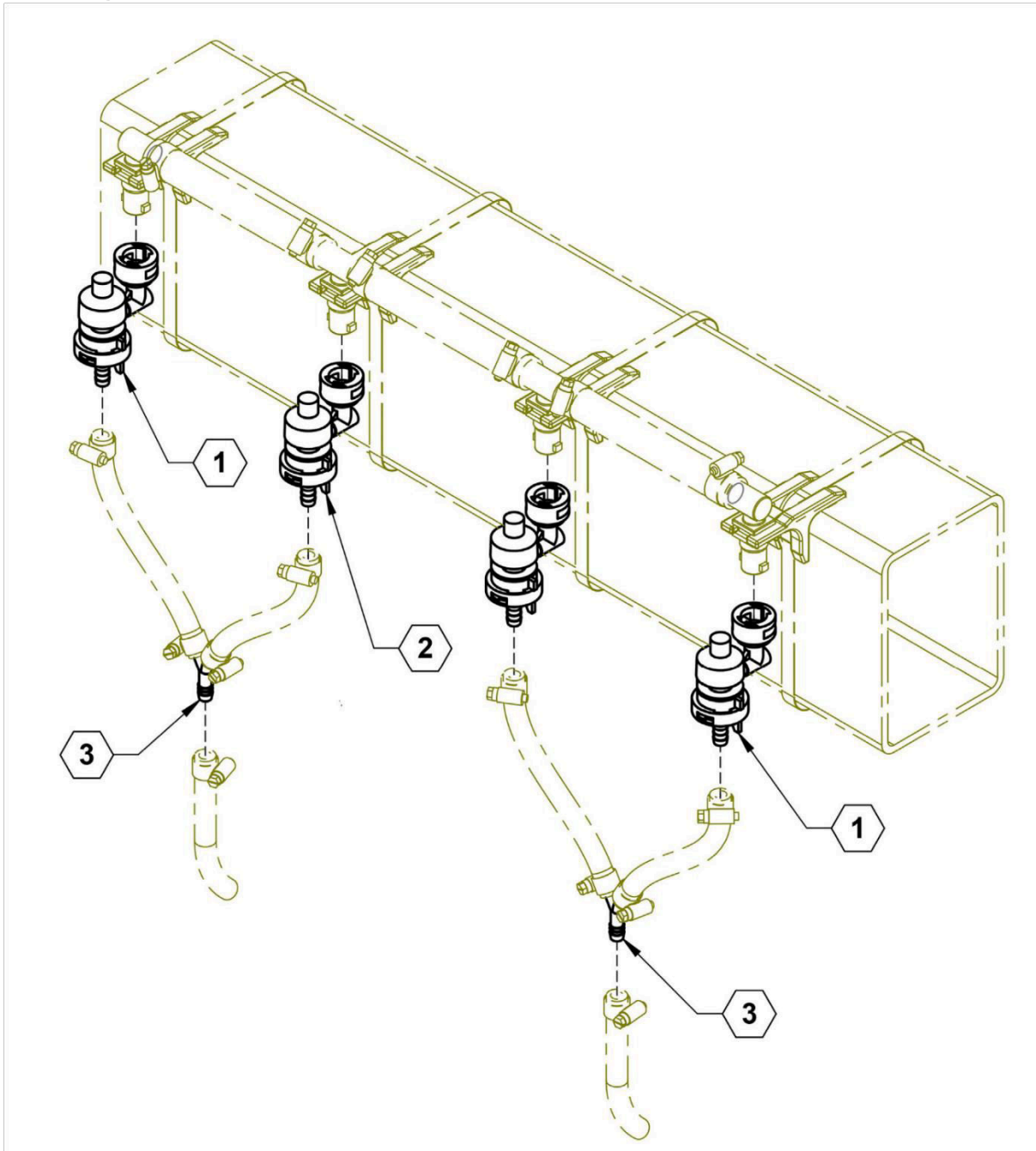
Varitarget Nozzles, .5 Rate



Parts List 27891: Varitarget Nozzles, .5 Rate

ITEM	PART NO.	QTY.	DESCRIPTION
1	520053	2	VERIFLOW BLUE TIP
2	520054	1 PER COULTER	HI VERIFLOW YELLOW TIP

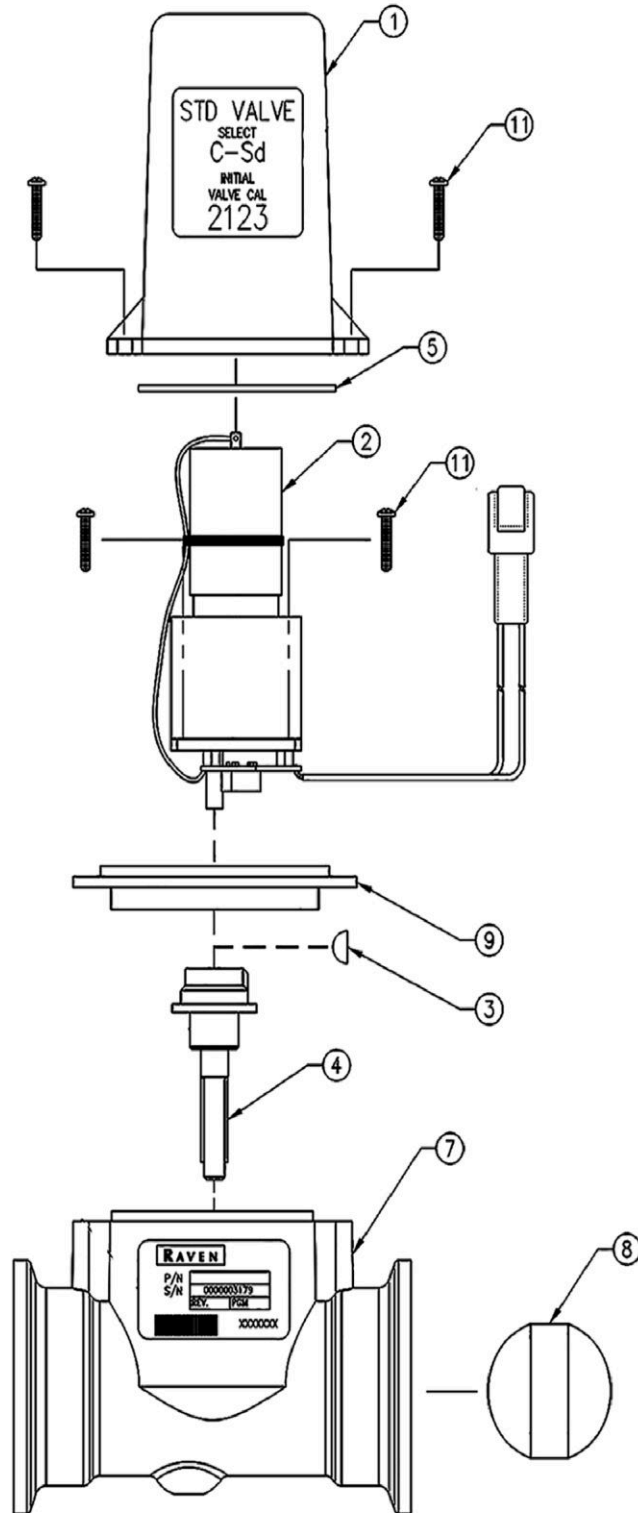
Varitarget Nozzles, 1.5 Rate



Parts List 27892: Varitarget Nozzles, 1.5 Rate

ITEM	PART NO.	QTY.	DESCRIPTION
1	520053	2	VERIFLOW BLUE TIP
2	520054	1 PER COULTER	HI VERIFLOW YELLOW TIP
3	530372	2	3/8" HOSE BARB Y FITTING

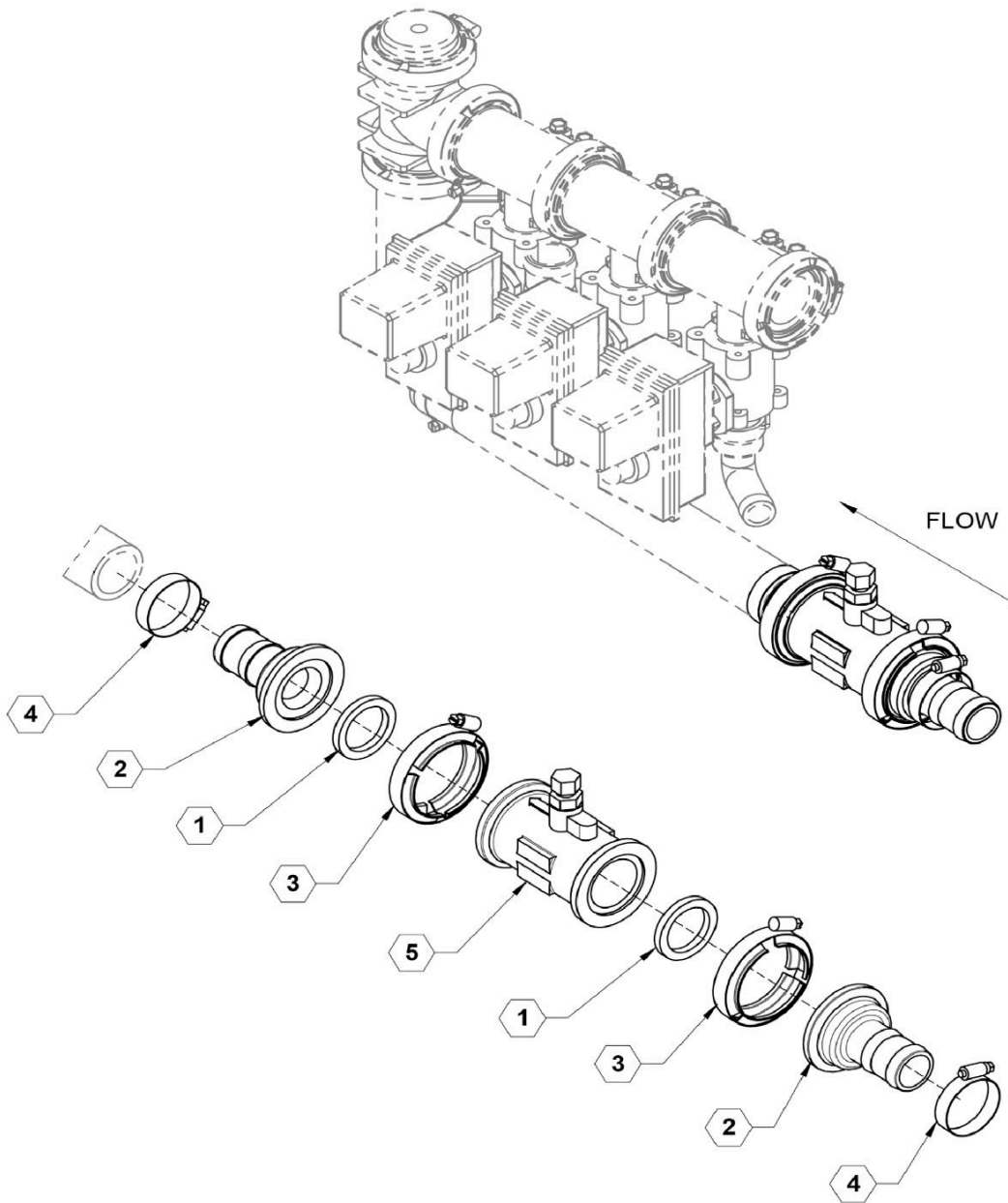
Raven Motorized Control Valve



Parts List 632037: Raven Motorized Control Valve

ITEM	PART NO.	QTY.	DESCRIPTION
0	632037	1	COMPLETE BUTTERFLY VALVE (ITEMS 1-16)
1	106-0159-407	1	COVER VALVE
2	063-0173-418	1	MOTOR ASSEMBLY
3	321-0000-062	1	WOODRUFF KEY
4	063-0171-893	1	COUPLE SHAFT
5	219-0000-020	1	TETRASEAL SEAL
6	222-0000-002	AR	VERSILUBE LUBRICANT
7	063-0171-892	1	BODY ASSEMBLY
8	106-0159-414	1	BUTTERFLY VALVE
9	063-015-0457	1	ISOLATION FLANGE ASSEMBLY
10	222-1001-050	AR	RETAINING COMPOUND
11	321-0000-256	6	SCREW
12	041-0159-452	1	LABEL
15	222-1001-006	AR	ADHESIVE SEAL
16	054-0159-337	1	REPLACEMENT PARTS LIST

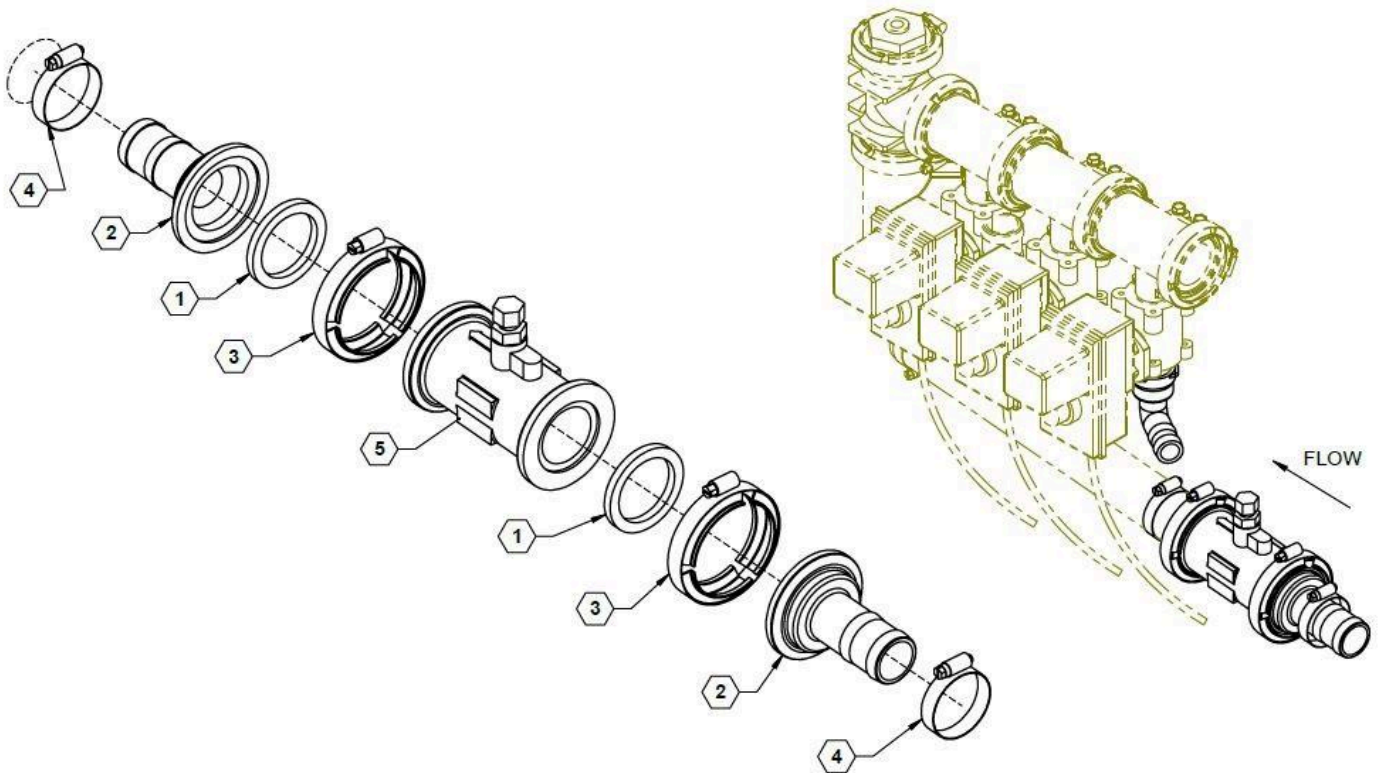
RFM 60P Flow Meter



Parts List 26817: RFM 60P Flow Meter

ITEM	PART NO.	QTY.	DESCRIPTION
1	530014	2	GASKET, 1-1/2" EPDM
2	530079	2	MANIFOLD FLANGE, 2" X 1-1/2" HB
3	540001	2	CLAMP, 2" STANDARD WORM SCREW
4	540016	2	CLAMP, 1-1/2" SS
5	631804	1	FLOWMETER, 60P

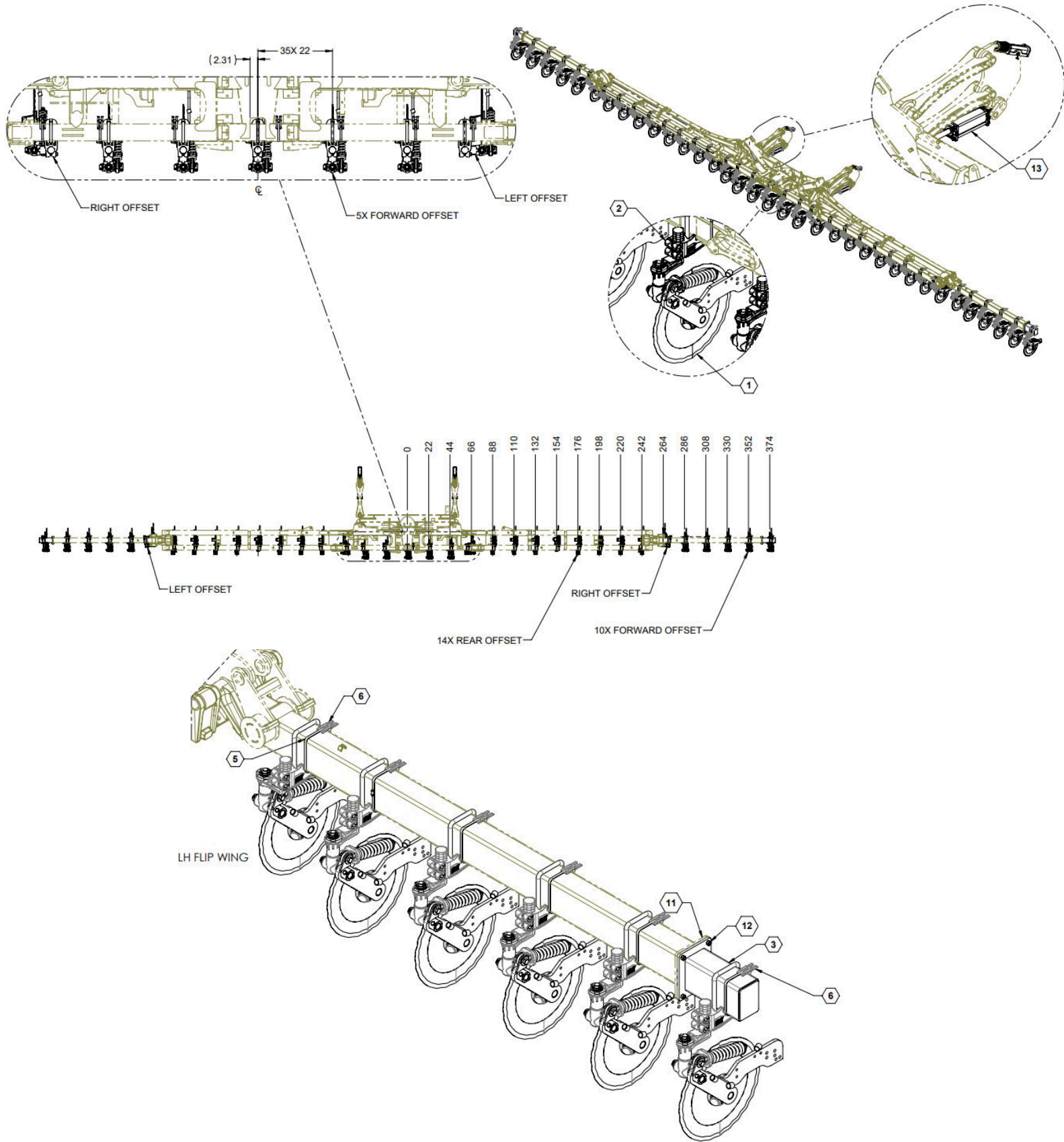
RFM 100P Flow Meter



Parts List: RFM 100P Flow Meter

ITEM	PART NO.	QTY.	DESCRIPTION
1	530019	2	GASKET, 2.00 EPDM
2	530100	2	MANIFOLD FLANGE, 2" FP X 1-1/2" HB
3	540002	2	CLAMP, FP WORM SCREW, 2.00
4	540016	2	CLAMP, SS 1.500 #24
5	631801	1	FLOW METER, 100P

Wilger 22" Coulter Toolbar Layout Assembly, 35



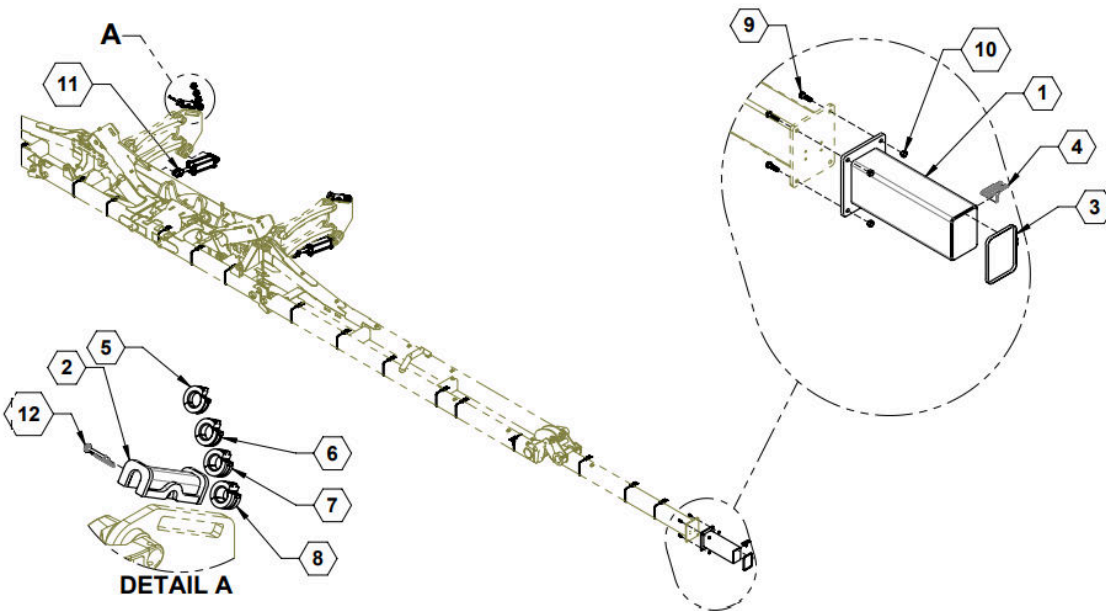
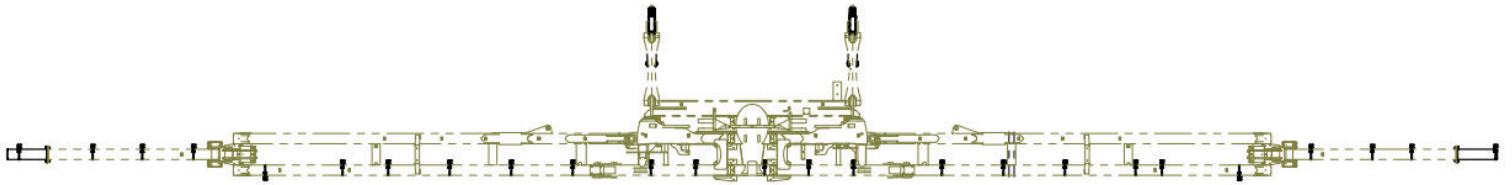


ILLUSTRATED PARTS LIST

Parts List 28831: Wilger 22" Coulter Toolbar Layout Assembly, 35

ITEM	PART NO.	QTY.	DESCRIPTION
1	17301	35	ASSY, AP COULTER ROW UNIT
2	17305	35	ASSY UPPER MOUNT CAST 7 X 5 TB
3	2213	2	WELD, EXTENSION TUBE
4	28166	2	WELDMENT, RED CYLINDER STOP
5	540050	35	CLAMP, HOSE SS 5 1/2" – 8 1/2"
6	590187	35	MOUNT, PLUMBING
7	590205	2	CYLINDER STOP, 3/4"
8	590206	2	CYLINDER STOP, 1"
9	590207	2	CYLINDER STOP, 1-1/4"
10	590208	2	CYLINDER STOP, 1-1/2"
11	596153M	8	BOLT, HH 1/2-13 X 1-1/2 GR5 MAGNI
12	596239M	8	NUT, CENTERLOCK, 1/2-13 MAGNI
13	620073	2	CYLINDER, 40THC10.00-150
14	720001	2	SNAP PIN, 5/16

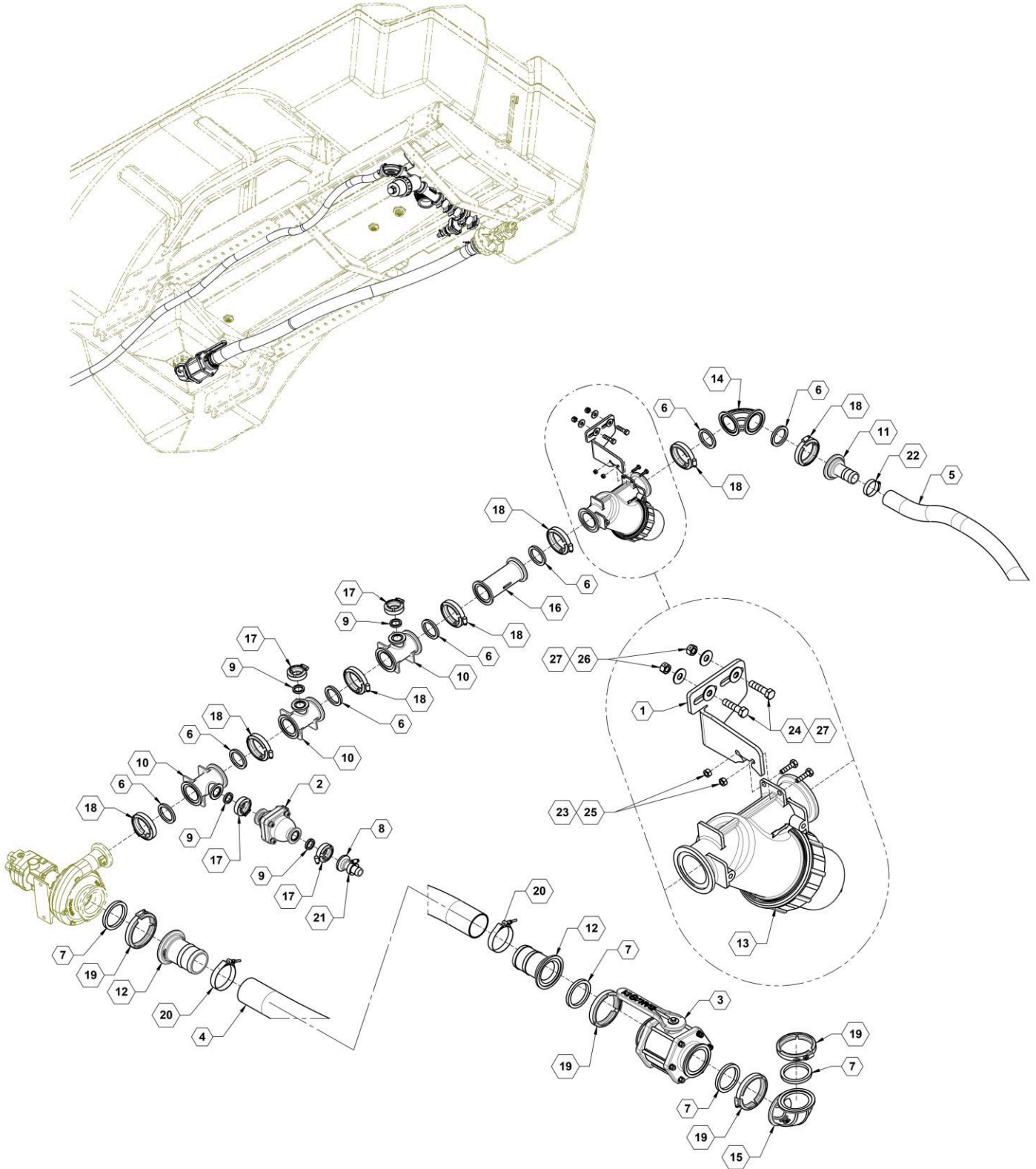
Wilger 30" No Coulters Toolbar Layout Assembly, 25



Parts List 26869: Wilger 30" No Coulters Toolbar Layout Assembly, 25

ITEM	PART NO.	QTY.	DESCRIPTION
1	15380	2	WING EXTENSION WELDMENT
2	28166	2	WELDMENT, RED CYLINDER STOP
3	540050	25	CLAMP, HOSE SS 5 1/2" – 8 1/2"
4	590187	25	MOUNT, PLUMBING
5	590205	2	CYLINDER STOP, 3/4"
6	590206	2	CYLINDER STOP, 1"
7	590207	2	CYLINDER STOP, 1-1/4"
8	590208	2	CYLINDER STOP, 1-1/2"
9	596153M	8	BOLT, HH 1/2-13 X 1-1/2 GR5 MAGNI
10	596239M	8	NUT, CENTERLOCK, 1/2-13 MAGNI
11	620073	2	CYLINDER, 40THC10.00-150
12	720001	2	SNAP PIN, 5/16

PRODUCT PLUMBING ON FRAME
Standard Product Plumbing Assembly



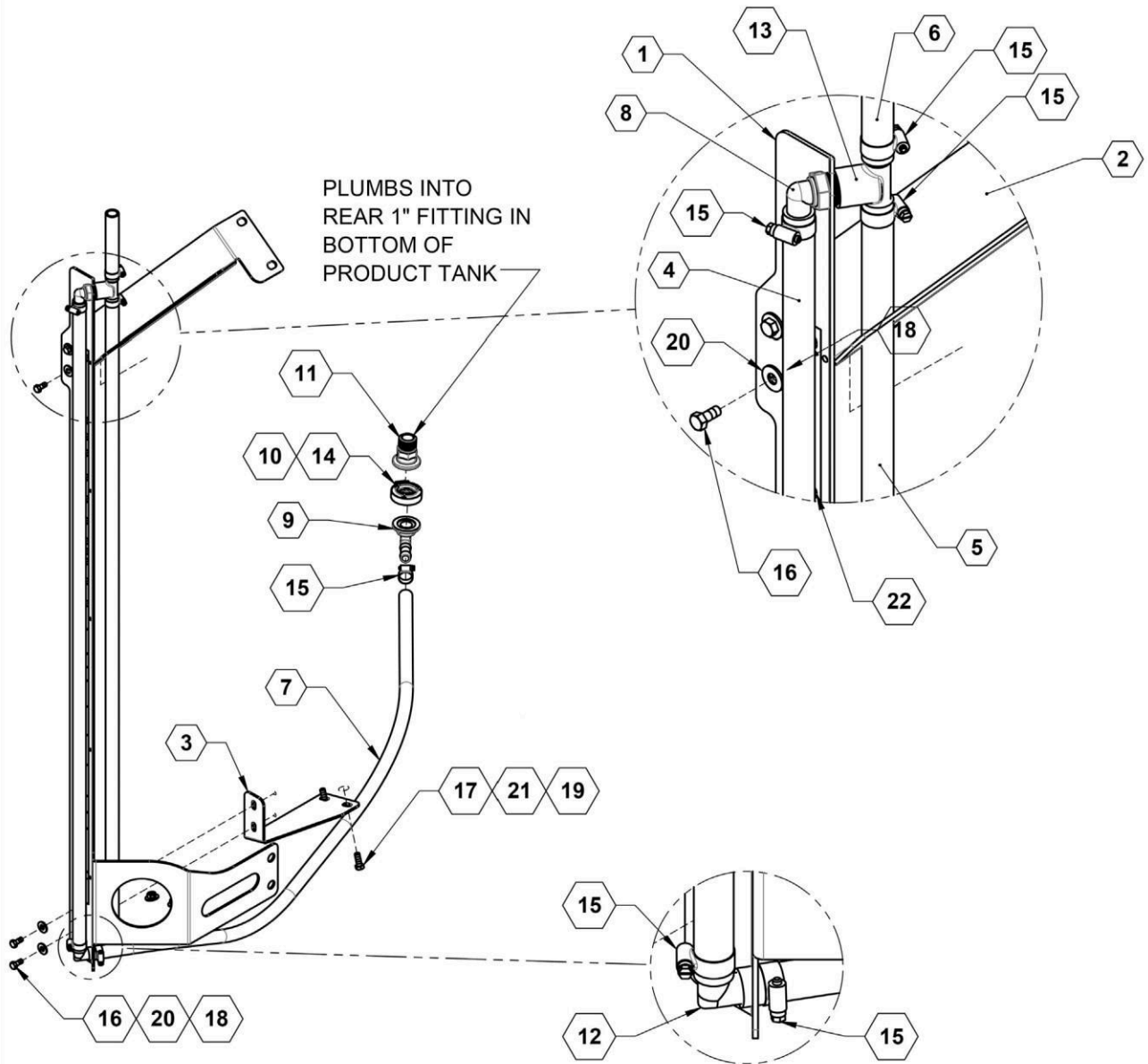
Parts List 26982: Standard Product Plumbing Assembly

ITEM	PART NO.	QTY.	DESCRIPTION
1	27215	1	PLATE, STANDARD STRAINER MOUNT
2	500004	1	VALVE, 100 PSI RELIEF
3	500042	1	MANIFOLD VALVE, STANDARD PORT 3"
4	510004	1	HOSE 3" FERTILIZER - 8FT
5	510014	1	HOSE, 1-1/2" EPDM - 20FT
6	530019	7	GASKET, 2" EPDM
7	530024	4	GASKET, 3" EPDM
8	530066	1	MANIFOLD FITTING, 1" X 1" HB
9	530068	4	GASKET, 1" EPDM
10	530099	3	MANIFOLD, 2" FP X 1" FLANGE TEE
11	530100	1	MANIFOLD FLANGE, 2" FP X 1-1/2" HB
12	530113	2	MANIFOLD FLANGE, 3" HB
13	530125	1	STRAINER, 2" FULL PORT LINE
14	530386	1	MANIFOLD SWEEP, 2" FP FLANGE
15	530439	1	MANIFOLD SWEEP, FLANGE 3"
16	530454	1	2" X 2" LONG PORT MANIFOLD
17	540000	4	CLAMP, WORM SCREW 1"
18	540002	7	CLAMP, WORM SCREW 2"
19	540003	4	CLAMP, WORM SCREW 3"
20	540027	2	CLAMP, 3" T BOLT
21	540014	1	CLAMP, HOSE SS 1" #16
22	540016	1	CLAMP, 1-1/2" SS
23	596102M	2	BOLT, HH 1/4-20 X 1 GR5 MAGNI
24	596129M	2	BOLT, HH 3/8-16X1-1/2 GR5 MAGNI
25	596235M	2	NUT, CENTERLOCK, 1/4-20 MAGNI
26	596237M	2	NUT, CENTERLOCK 3/8 MAGNI
27	596258M	4	WASHER, FLAT 3/8 MAGNI

Sight Gauge Assembly

NOTES:

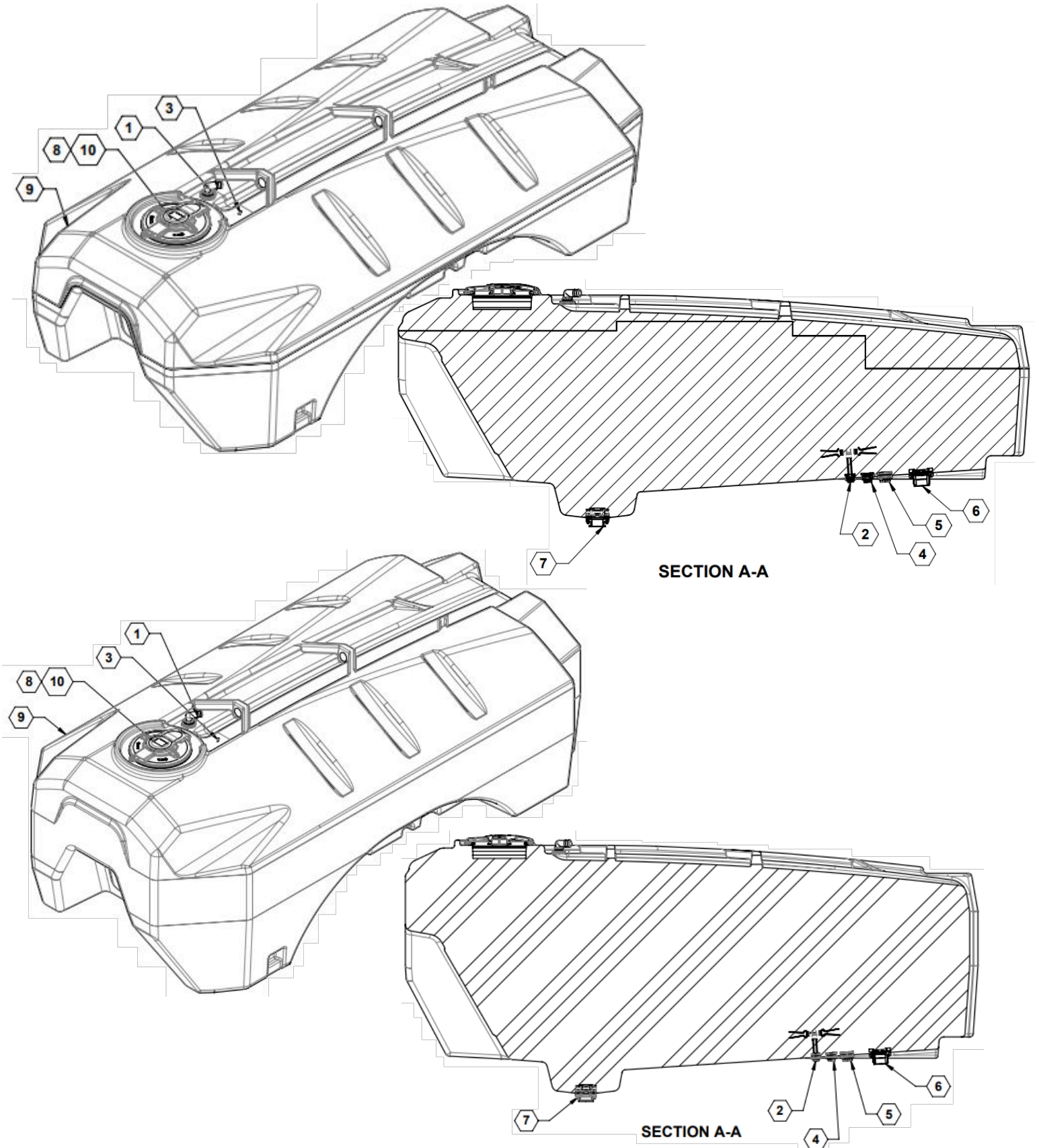
1. REFERENCE DRAWING 26745 OR 26863 TO SEE INSTALLED VIEW
2. APPLY PIPE DOPE TO PIPE THREADS BEFORE ASSEMBLY



Parts List 28011 / 28012: Sight Gauge Assembly

ITEM	PART NO.	QTY.	DESCRIPTION
1	28010	1	FORMED SIGHT GAGE A18
1	28011	1	FORMED SIGHT GAGE A26
2	28127	1	PLATE, SIGHT GAUGE UPPER
3	28162	1	PLATE, LOWER MOUNT SIGHT GAUGE
4	510006	1	HOSE VINYL CLEAR 3/4" X 59.75"
5	510006	1	HOSE VINYL CLEAR 3/4" X 58"
6	510006	1	HOSE VINYL CLEAR 3/4" X 6"
7	510019	1	HOSE 3/4" EPDM X 55"
8	530040	1	HOSE SHANK, 3/4" MPT X 3/4" HB 90°
9	530060	1	MANIFOLD 1" X 3/4" HB 90°
10	530068	1	GASKET, 1" EPDM
11	530069	1	FLANGE, 1" MANIFOLD X 1" MPT
12	530214	1	HOSE BARB
13	530220	1	FITTING, 3/4" FPT X 3/4" HB TEE
14	540000	1	CLAMP, WORM SCREW 1"
15	540013	6	CLAMP, HOSE SS 3/4" #12
16	596114M	4	BOLT, HH 5/16-18X3/4 GR5 MAGNI
17	596128M	2	BOLT, HH 3/8-16X1 GR5 MAGNI
18	596236M	4	NUT, CENTERLOCK, 5/16-18 MAGNI
19	596237M	2	NUT, CENTERLOCK 3/8-16 MAGNI
20	596257M	8	WASHER, FLAT 5/16 MAGNI
21	596258M	4	WASHER, FLAT 3/8 MAGNI
22	800283	1	DECAL, 1800 GALLON LEVEL
22	800284	1	DECAL, 2600 GALLON LEVEL

Tank and Tank Fittings 1800 and 2600 Gallon





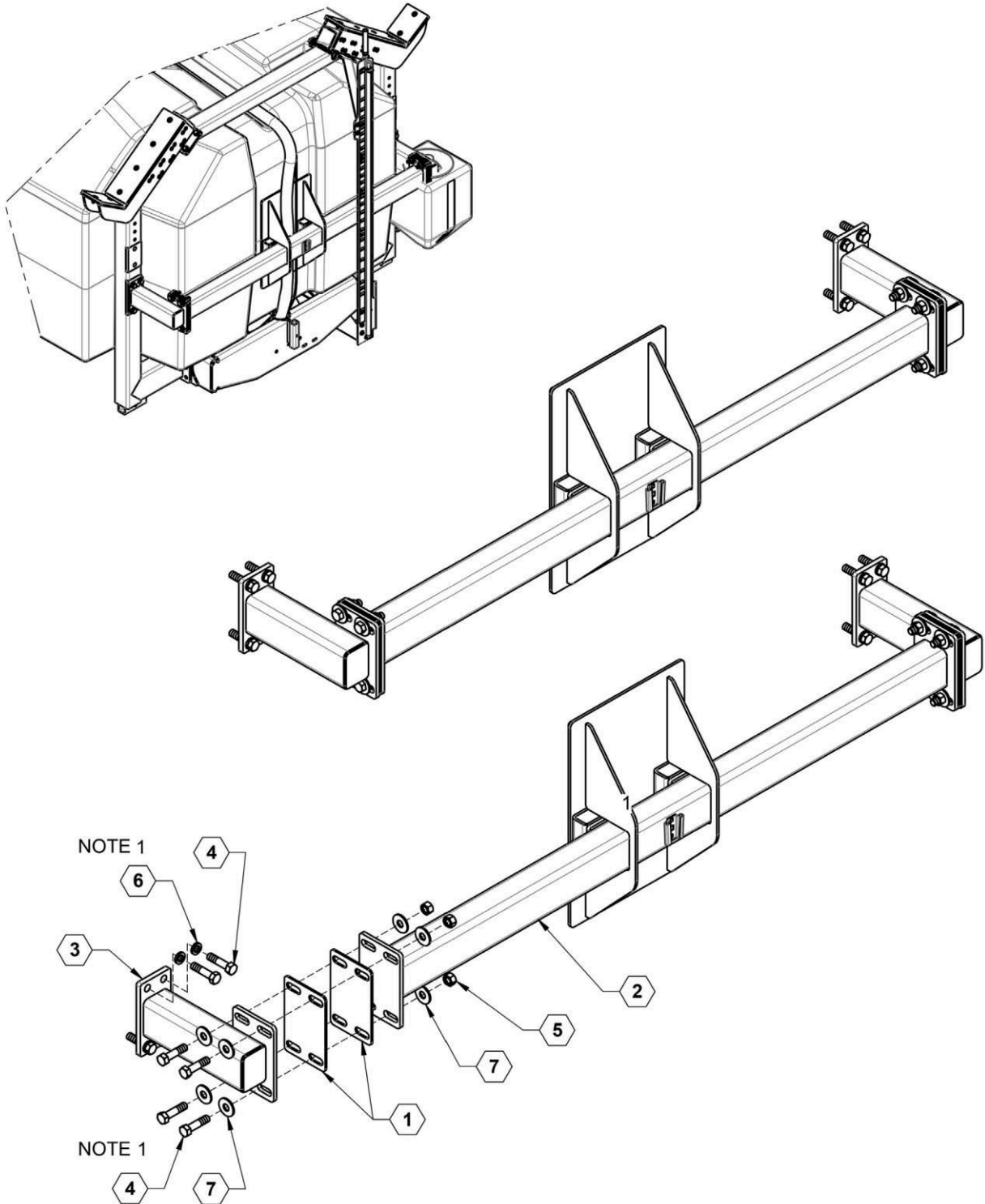
ILLUSTRATED PARTS LIST

Parts List 570153TNK – 570156TNK: Tank and Tank Fittings 1800 and 2600 Gallon

ITEM	PART NO.	QTY.	DESCRIPTION
1	90SAFCOV	1	FERT TANK VENTED OVERFLOW
2	90SALTRUMPET	1	AGITATION ASSEMBLY
3	530004	1	FITTING, ELBOW, .250 QC X .250
4	530161	1	1" BULKHEAD FITTING
5	530162	1	FITTING, 1-1/2" TANK BULKHEAD
6	530452	1	TANK FITTING, 3" MANIFOLD, BOTTOM DRAIN
7	530446	1	TANK FITTING, 3" 6 BOLT BOTTOM DRAIN
8	570121	1	FLAT GASKET
9	570143	1	TNK 1800 (YELLOW) APCTR FIT NO DECAL
9	570142	1	TNK 2650 (YELLOW) APCTR FIT NO DECAL
9	570145	1	TNK 1800 (WHITE) APCTR FIT NO DECAL
9	570144	1	TNK 2650 (WHITE) APCTR FIT NO DECAL
10	570158	1	LID, NONVENTED, DEN HARTOG 14762

Rear Tank Support Assembly 2600 Gallon

NOTE:
1. TORQUE TO 110 FT-LBS +/- 10 FT-LBS



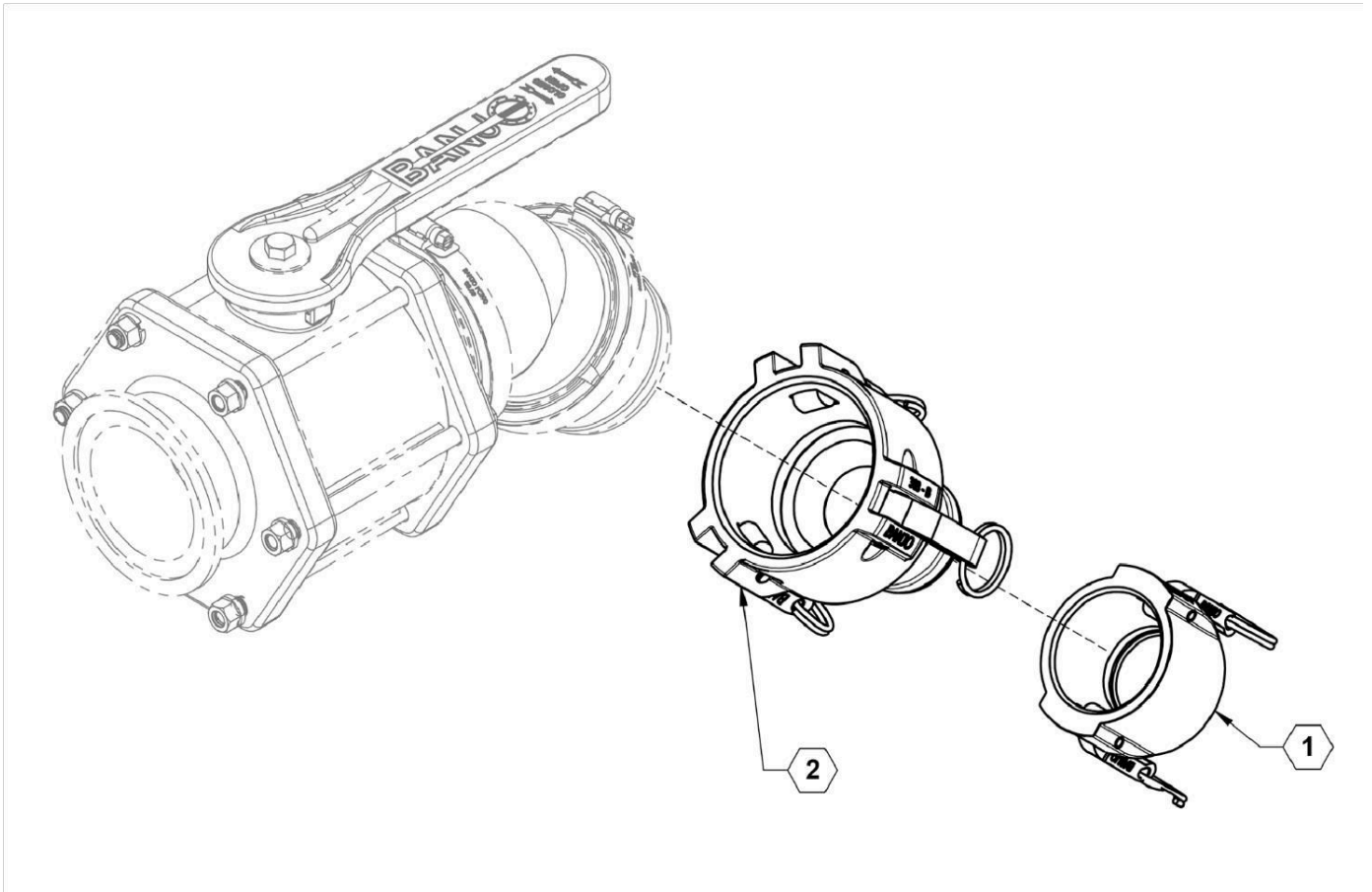


ILLUSTRATED PARTS LIST

Parts List 27885: Rear Tank Support Assembly 2600 Gallon

ITEM	PART NO.	QTY.	DESCRIPTION
1	27781	4	PLATE, SUPPORT SHIM
2	27785	1	REAR SUPPORT
3	27884	2	SUPPORT STANDOFF
4	596171M	16	BOLT, HH 5/8-11X2.5 GR5 MAGNI
5	596216M	8	NUT, HEX 5/8-11 MAGNI
6	596253M	8	LOCKWASHER 5/8 MAGNI
7	596261M	16	WASHER, FLAT 5/8 MAGNI

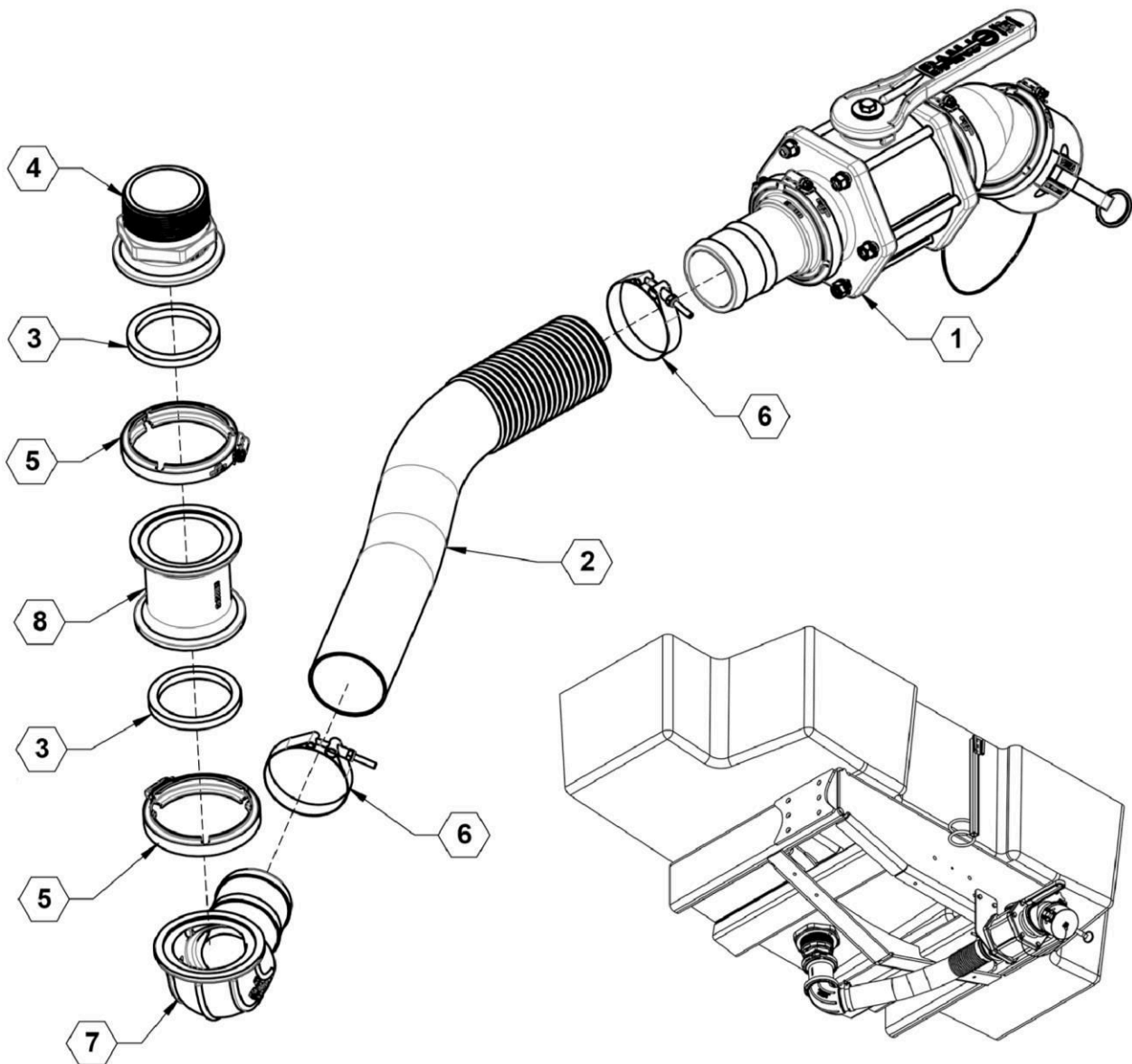
3"- 2" Quick Fill Adapter



Parts List 26995: 3"- 2" Quick Fill Adapter

ITEM	PART NO.	QTY.	DESCRIPTION
1	530017	1	2" QUICK FILL CAP
2	530357	1	3" FEMALE COUPLING-2" MALE ADAPTER

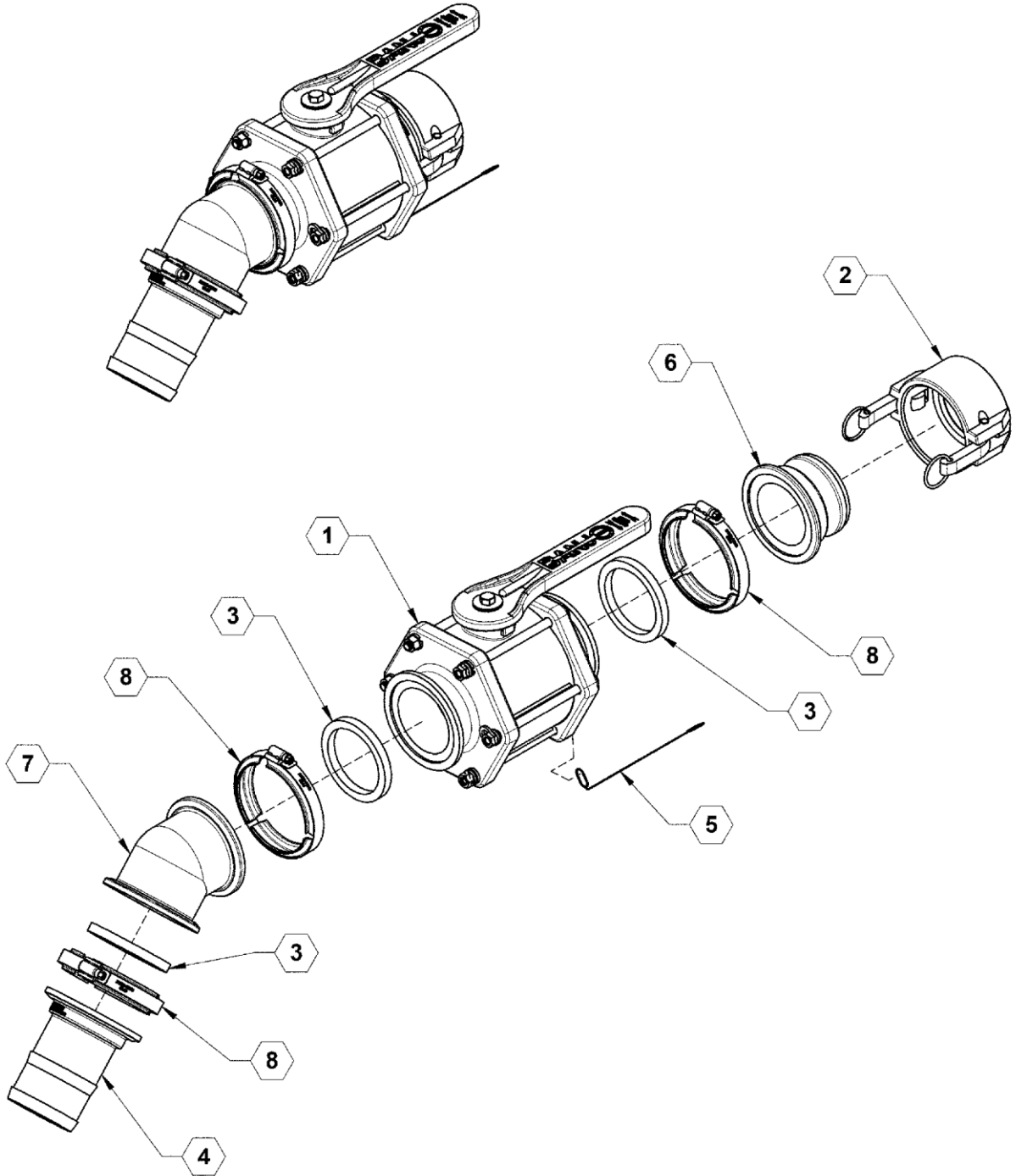
Standard 3" Quick Fill



Parts List 26774: Standard 3" Quick Fill

ITEM	PART NO.	QTY.	DESCRIPTION
1	90SA3QF	1	SUB ASSEMBLY, 3" QUICK FILL
2	510004	1	HOSE, 3" FERTILIZER X 3'
3	530024	2	GASKET, 3" EPDM
4	540003	2	CLAMP, WORM SCREW 3"
5	540009	2	CLAMP, 3" T BOLT
6	530441	1	3" FLANGE SWEEP 90 X HOSE BARB
7	530453	1	3" FLANGE COUPLING

3" Quick Fill Valve Assembly





ILLUSTRATED PARTS LIST

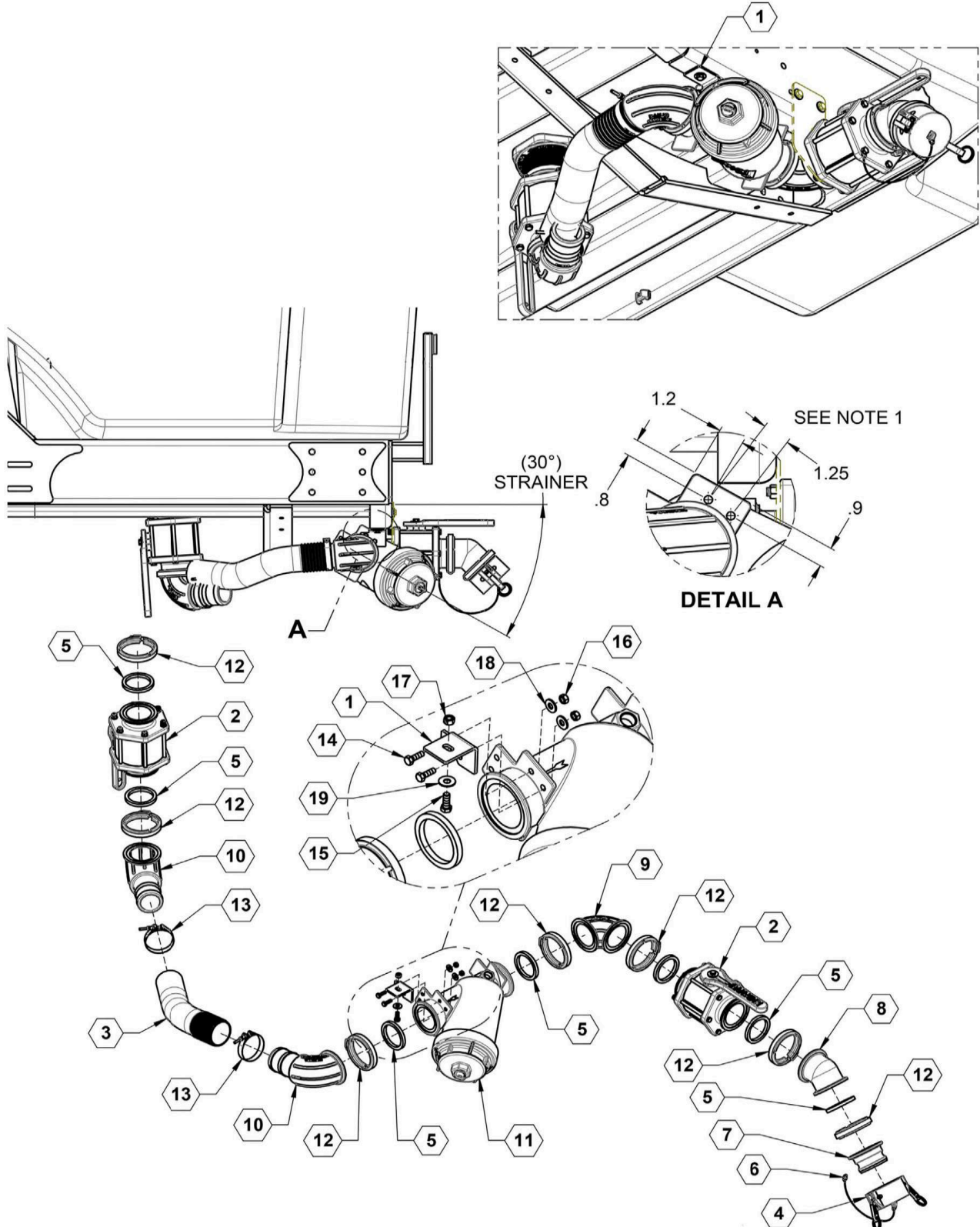
Parts List 90SA3QF: 3" Quick Fill Valve Assembly

ITEM	PART NO.	QTY.	DESCRIPTION
1	500042	1	MV300CF
2	530023	1	CAP, 3"
3	530024	3	GASKET, 3" EPDM
4	530113	1	Flanged 3" Hose Barb
5	530179	1	CABLE LANYARD
6	530233	1	3" MANIFOLD X 3" MALE ADAPTER
7	530234	1	3" COUPLER, 45 DEGREE
8	540003	3	CLAMP, WORM SCREW 3"

3" Quick Fill with Strainer

NOTE:

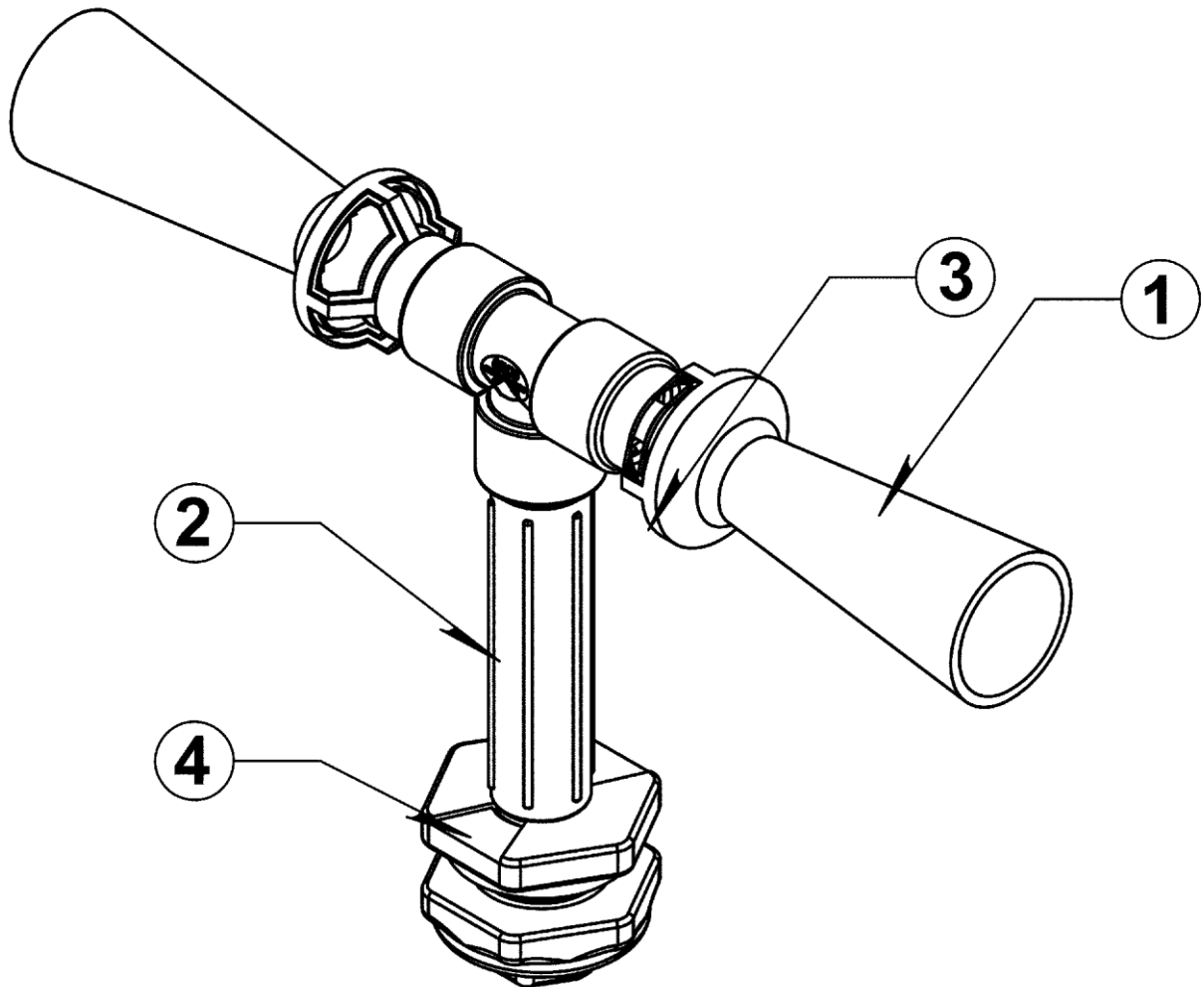
1. 2X DRILL ϕ .375 HOLE IN STRAINER FLANGE FOR MOUNTING 530442 AT ASSEMBLY



Parts List 26971: 3" Quick Fill with Strainer

ITEM	PART NO.	QTY.	DESCRIPTION
1	26967	1	PLATE, 3" STRAINER MOUNT
2	500042	2	MANIFOLD VALVE, STANDARD PORT 3"
3	510004	1	HOSE, 3" FERTILIZER X 18"
4	530023	1	CAP, 3"
5	530024	7	GASKET, 3" EPDM
6	530179	1	CABLE LANYARD
7	530233	1	MANIFOLD ADAPTER, 3" X 3" QDC MALE
8	530234	1	COUPLER, 3" X 45°
9	530439	1	MANIFOLD SWEEP, FLANGE 3"
10	530441	2	FLANGE SWEEP, 90 X 3" HOSE BARB
11	530442	1	STRAINER, 3" Y STANDARD PORT -12
12	540003	7	CLAMP, WORM SCREW 3"
13	540027	2	CLAMP, 3" T BOLT
14	596115M	2	BOLT, HH 5/16-18X1 GR5 MAGNI
15	596128M	1	BOLT, HH 3/8-16 X 1 GR5 MAGNI
16	596212M	2	NUT, 5/16-18
17	596237M	1	NUT, CENTERLOCK 3/8 MAGNI
18	596257M	2	WASHER, FLAT 5/16 USS MAGNI
19	596258M	1	WASHER, FLAT 3/8 MAGNI

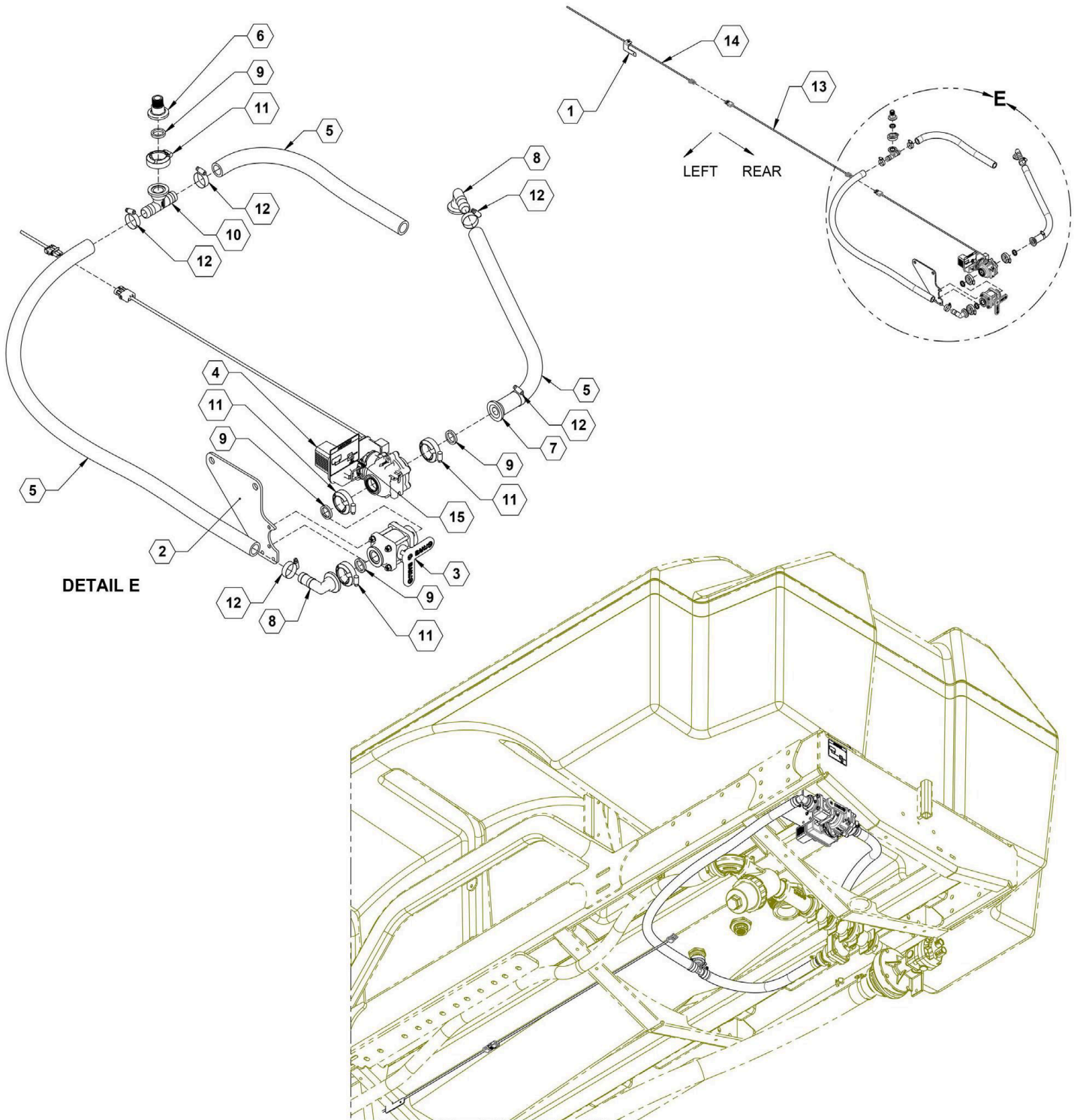
Tank Agitation Fittings



Parts List 90SALTRUMPET: Tank Agitation Fittings

ITEM	PART NO.	QTY.	DESCRIPTION
1	520029	2	AGITATION NOZZLE
2	530130	1	NIPPLE, 3/4" X 6"
3	530156	1	TEE, 3/4" NPT
4	530160	1	3/4" BULKHEAD FITTING

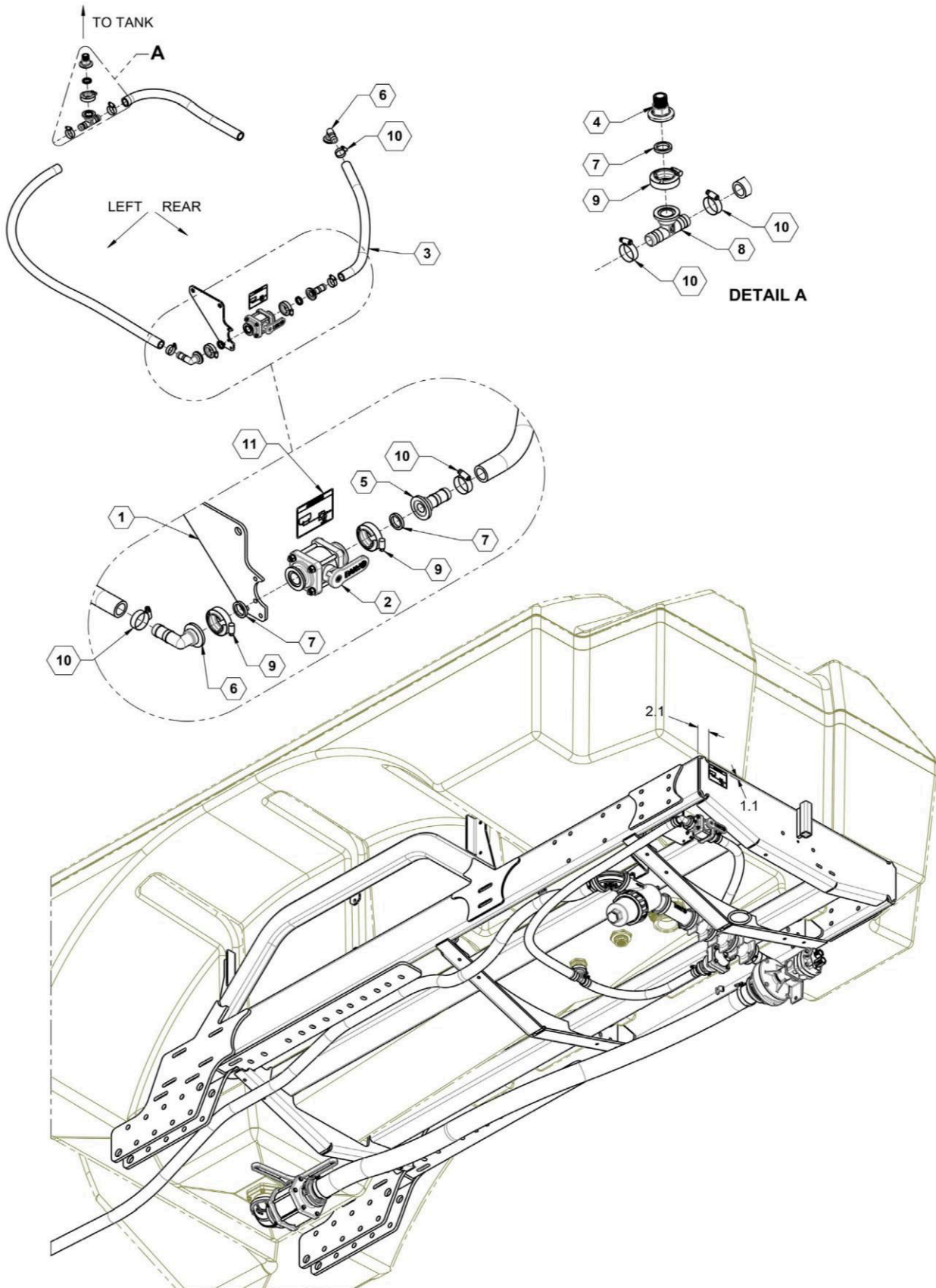
Electric Agitation



Parts List 27826: Electric Agitation

ITEM	PART NO.	QTY.	DESCRIPTION
1	11145	1	SWITCH BRACKET
2	27907	1	PLATE, AGITATION MOUNT
3	500005	1	VALVE, 1" FP WITH C-FLANGE
4	500064	1	VALVE, 356 SERIES ON/OFF ELECTRIC AGITATION
5	510016	1	HOSE, 1" EPDM - 9'
6	530062	1	FLANGE, 1" X 3/4" MALE THREAD
7	530066	1	MANIFOLD FITTING, 1" X 1" HB
8	530067	2	FITTING, 1" MANIFOLD X 1" HB 90°
9	530068	4	GASKET, 1" EPDM
10	530431	1	MANIFOLD FITTING X 1" HB TEE
11	540000	4	CLAMP, WORM SCREW 1"
12	540014	5	CLAMP, HOSE SS 1" #16
13	631931	1	26' 3 PIN WEATHERPACK EXTENSION
14	631970	1	SWITCH/CABLE
15	800250	1	DECAL, AGITATION VALVE OPERATION

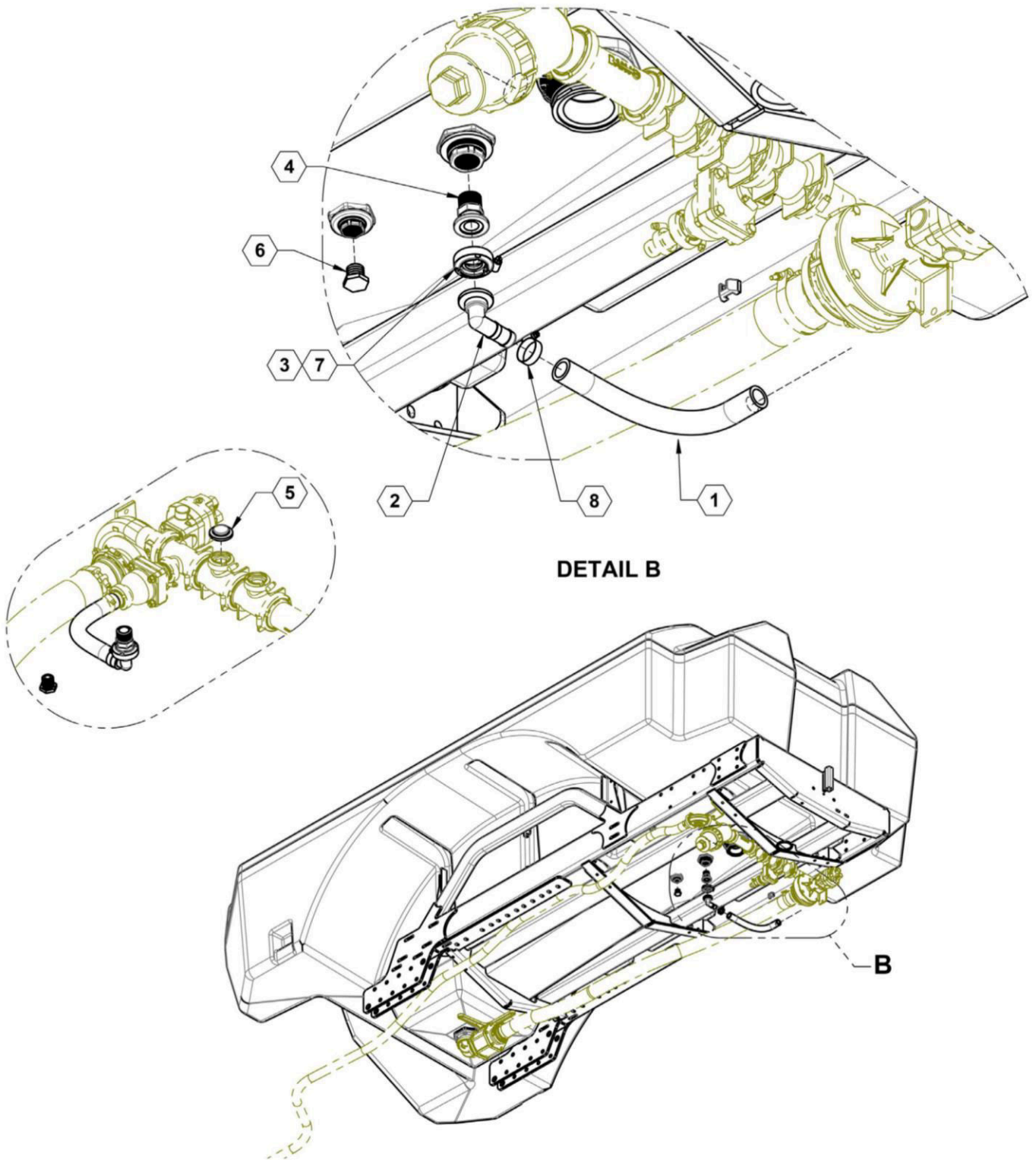
Manual Agitation (Hi Volume)



Parts List 27825: Manual Agitation (Hi Volume)

ITEM	PART NO.	QTY.	DESCRIPTION
1	27907	1	PLATE, AGITATION MOUNT
2	500005	1	VALVE, 1" FP WITH C-FLANGE
3	510016	1	HOSE, 1" EPDM X 2 FT
4	530062	1	FLANGE, 1" X 3/4" MALE THREAD
5	530066	1	MANIFOLD FITTING, 1" X 1" HB
6	530067	2	FITTING, 1" MANIFOLD X 1" HB 90°
7	530068	3	GASKET, 1" EPDM
8	530431	1	MANIFOLD FITTING X 1" HB TEE
9	540000	3	CLAMP, WORM SCREW 1"
10	540014	5	CLAMP, HOSE SS 1" #16
11	800250	1	DECAL, AGITATION VALVE OPERATION

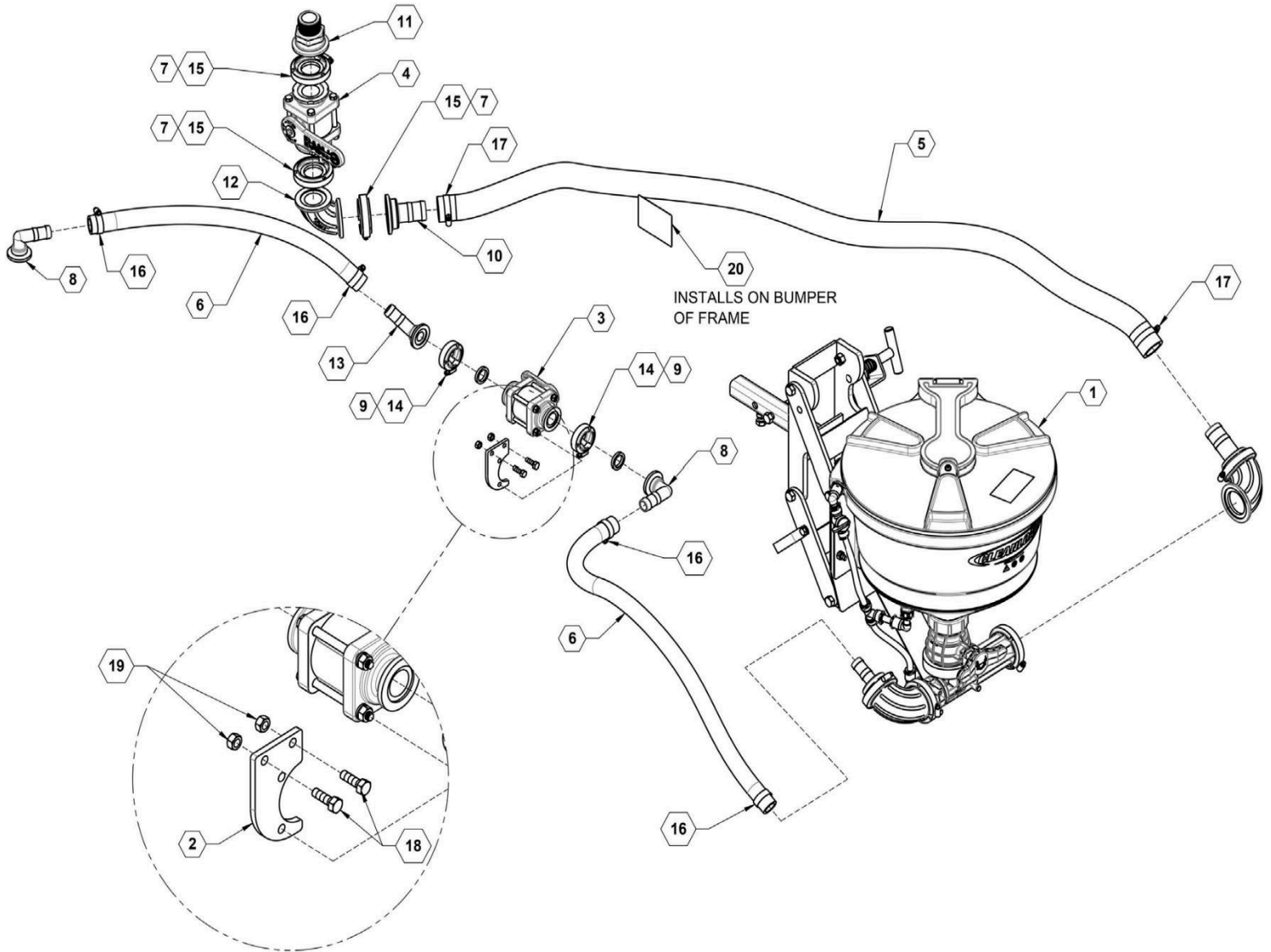
No Agitation



Parts List 27827: No Agitation

ITEM	PART NO.	QTY.	DESCRIPTION
1	510016	1	1" EPDM HOSE X 2'
2	530067	1	FITTING, 1" MANIFOLD X 1" HOSE BARB 90°
3	530068	1	GASKET, 1" EPDM
4	530069	1	FLANGE, 1" MANIFOLD X 1" MPT
5	530070	1	MANIFOLD PLUG, 1"
6	530392	1	PLUG, 3/4" POLY PIPE
7	540000	1	CLAMP, WORM SCREW 1"
8	540014	1	CLAMP, HOSE SS 1" #16

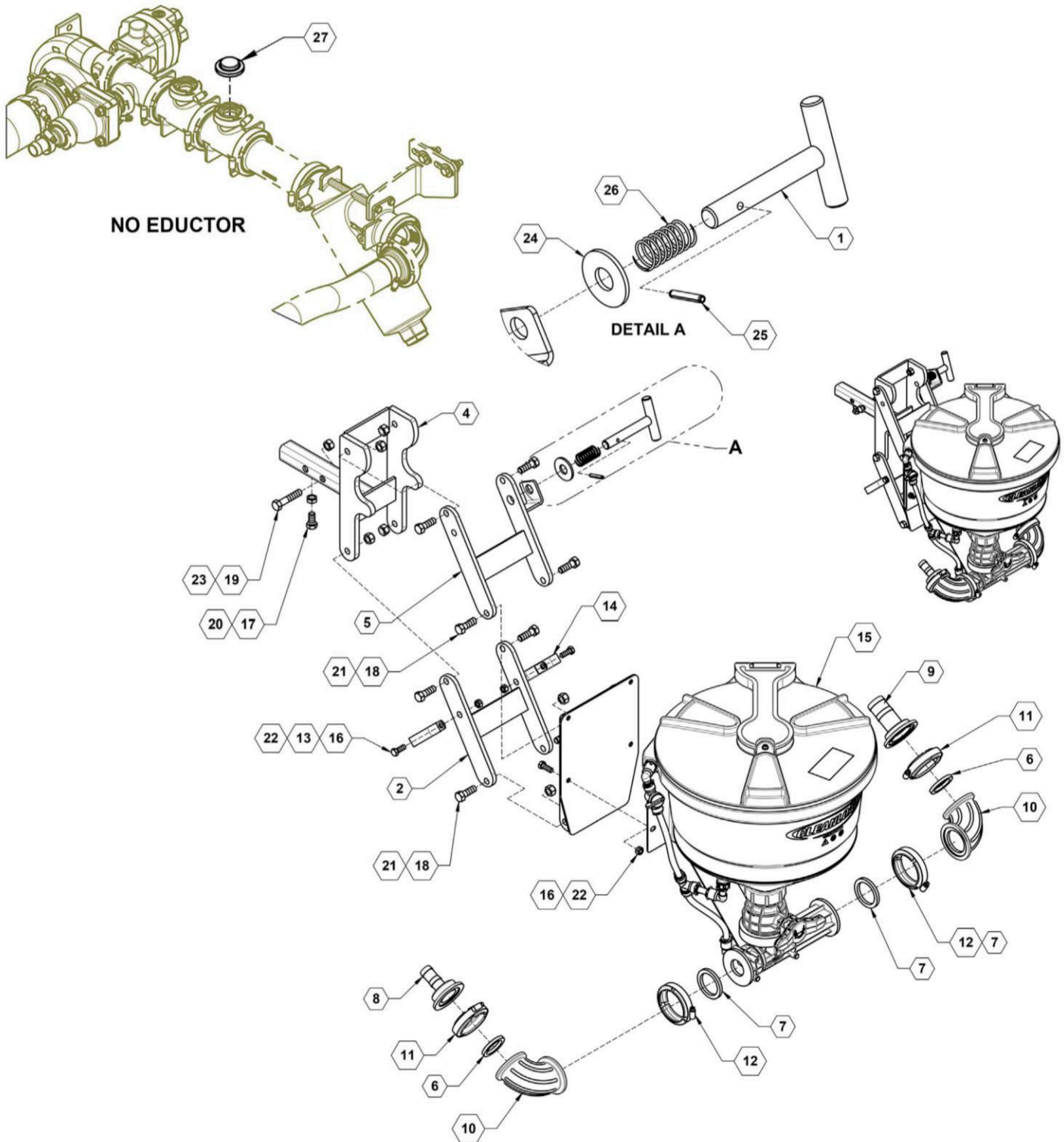
Eductor - Applicator



Parts List 26850: Eductor - Applicator

ITEM	PART NO.	QTY.	DESCRIPTION
1	26819	1	ASSY, WITH EDUCTOR
2	27253	1	PLATE, AGITATION MOUNT
3	500005	1	VALVE, 1" FP WITH C-FLANGE
4	500039	1	VALVE, MANIFOLD, 2.00 STD. PORT, 4 BOLT, POLY
5	510014	6	HOSE, 1 - 1/2" EPDM - 6FT
6	510016	6	HOSE, 1" EPDM - 11FT
7	530014	3	GASKET, 1.500 EPDM
8	530067	2	FITTING, ELBOW, 1" MANIFOLD X 1" HB 90°
9	530068	2	GASKET, 1.00 EPDM
10	530079	1	MANIFOLD FLANGE, 2" X 1-1/2" HB
11	530081	1	MANIFOLD FLANGE, 2" X 1-1/2" MPT
12	530393	1	FITTING, SWEEP, 2.00 FLANGE X 2.00 FLANGE, POLY
13	530426	1	ELBOW 45, 1.00 FLANGE X 1.00 HB
14	540000	2	CLAMP, WORM SCREW, 1.00
15	540001	3	CLAMP, 2.00 STD WORM SCREW
16	540014	4	HOSE CLAMP, SS 1.00 #16
17	540016	2	CLAMP, SS 1.500 #24
18	596115M	2	BOLT, HH 5/16-18X1 GR5 MAGNI
19	596236M	2	NUT, CENTERLOCK, 5/16-18 MAGNI
20	800251	1	DECAL, EDUCTOR VALVE OPERATION

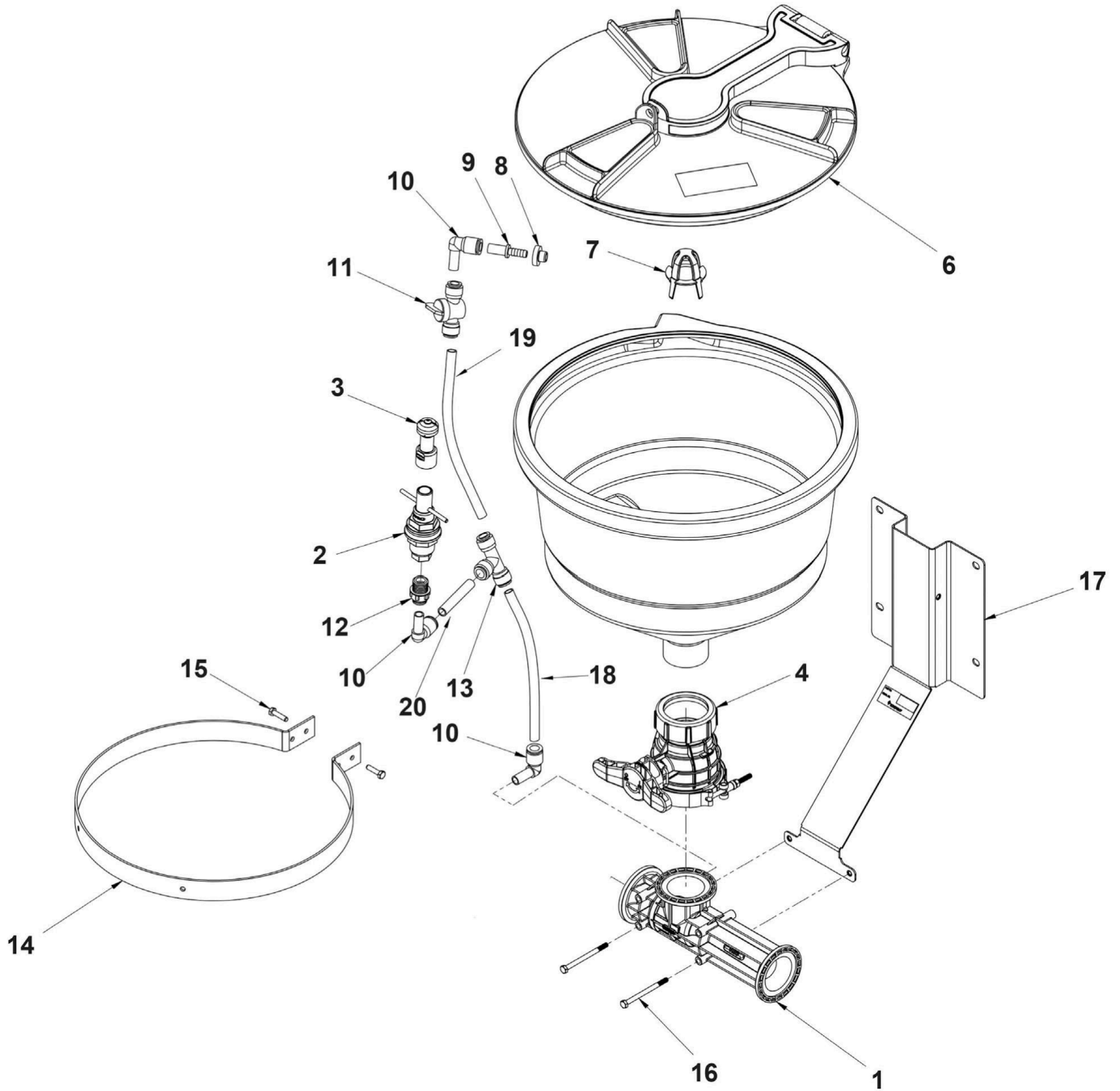
Eductor Assembly



Parts List 26819: Eductor Assembly

ITEM	PART NO.	QTY.	DESCRIPTION
1	7981	1	TRANSPORT LOCK PIN
2	15676	1	EDUCTOR LINK LOWER
3	16560	1	WELDMENT, MOUNT
4	27671	1	WLDMNT, FRAME EDUCTOR BASE
5	27673	1	WLDMNT, EDUCTOR LINK UPPER
6	530014	2	GASKET, 1.500 EPDM
7	530019	2	GASKET, 2.00 EPDM
8	530072	1	FITTING, 2.00 FLANGE X 1.00 HB, POLY
9	530100	1	MANIFOLD FLANGE, 2" FP X 1-1/2" HB
10	530388	2	MANIFOLD SWEEP, 2" FP X 2" STD
11	540001	2	CLAMP, 2.00 STD WORM SCREW
12	540002	2	CLAMP, FP WORM SCREW, 2.00
13	540051	1	P-CLAMP, 2" W/3/8" HOLE
14	540052	1	P-CLAMP, 3" WITH 3/8" HOLE
15	570119	1	EDUCTOR, 7 GAL TANK
16	596128M	6	BOLT, HH 3/8-16 X 1 GR5 MAGNI
17	596152M	1	BOLT, HH 1/2X1 GR5 MAGNI
18	596153M	8	BOLT, HH 1/2-13X1-1/2 GR5 MAGNI
19	596155M	1	BOLT, HH 1/2-13X2-1/2 GR5 MAGNI
20	596223M	1	NUT, HEX JAM 1/2-13 MAGNI
21	596231M	8	NUT, HEX NYLOCK 1/2-13 MAGNI
22	596237M	6	NUT, CENTERLOCK 3/8-16 MAGNI
23	596239M	1	NUT, CENTERLOCK, 1/2-13 MAGNI
24	596259M	1	WASHER, FLAT 3/4 MAGNI
25	596299M	1	ROLL PIN, 1/4 X 1-1/2"
26	790001	1	SPRING, EDUCTOR LATCH
27	530472	1	PLUG, 1-1/2" POLY

Eductor



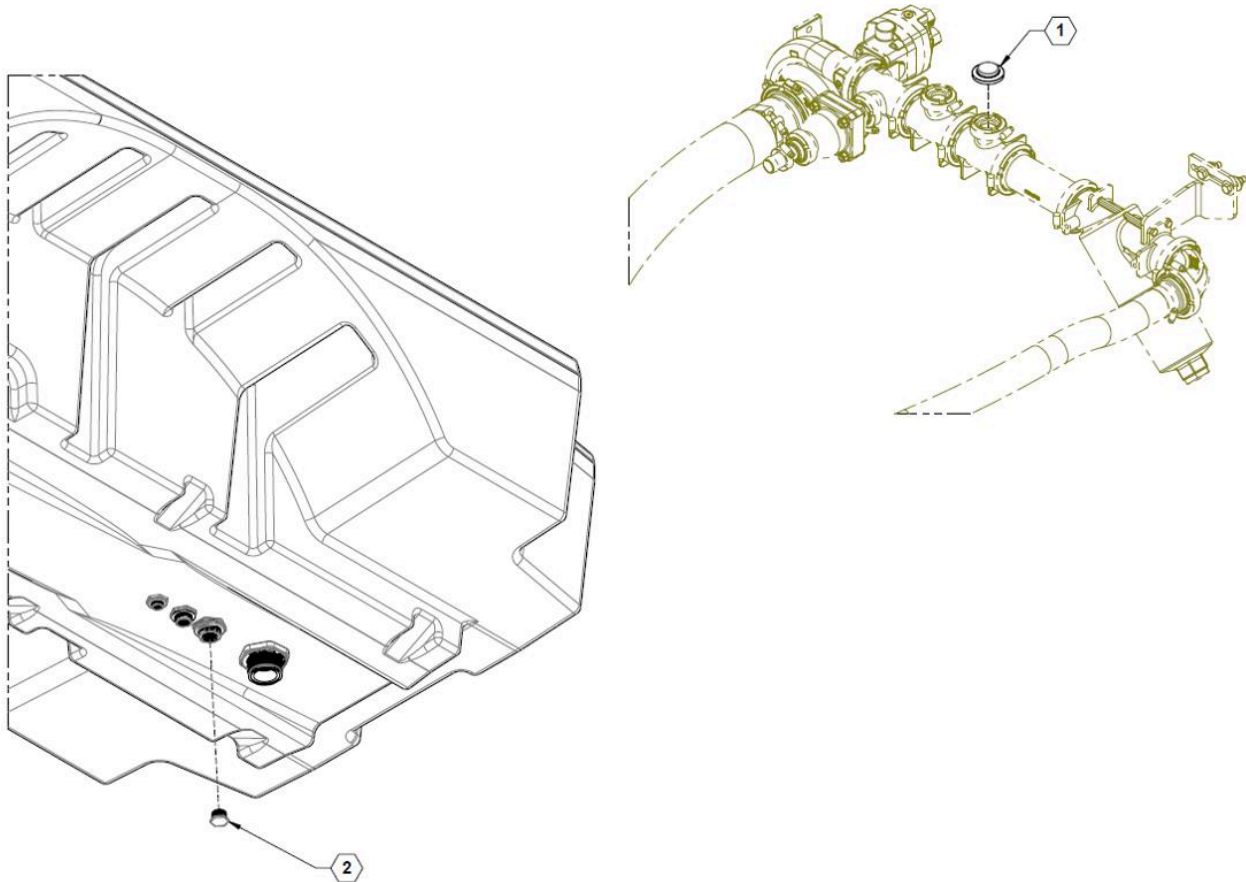


ILLUSTRATED PARTS LIST

Parts List 570119: Eductor

ITEM	VENDOR PART NO.	PART NO.	QTY.	DESCRIPTION
0		570119	1	EDUCTOR COMPLETE
1	3371-0038R		1	EDUCTOR
2	PV1/2F1/2M-MA		1	PROCLEAN CONTAINER RINSE
3	PC1/2F-36075		1	NOZZLE, PROCLEAN CONTAINER RINSE
4	7250-5000		1	TANK VALVE
6	TL16-0006		1	LID KIT
7	3350-0180		1	STRAINER
8	1700-0253		1	GROMMET
9	2404-0413		1	HOSE BARB FITTING
10	2404-0414		1	ELBOW FITTING (1/2")
11	3305-0113		1	TWO-WAY VALVE (1/2")
12	2404-0386		1	FITTING
13	2404-0415		1	TEE FITTING (1/2")
14	1510-0128		1	MOUNTING RING
15	2210-0201		2	HEX BOLT, M6X1X25
16	2210-0200		2	HEX BOLT, M6X1X80
17	1510-0127		1	BRACKET
18	3430-0833		1	TUBE KIT (INCLUDES ITEMS 18 - 20, SCREW AND CLAMP)
19	3430-0833		1	TUBE KIT (INCLUDES ITEMS 18 - 20, SCREW AND CLAMP)
20	3430-0833		1	TUBE KIT (INCLUDES ITEMS 18 - 20, SCREW AND CLAMP)

No Eductor

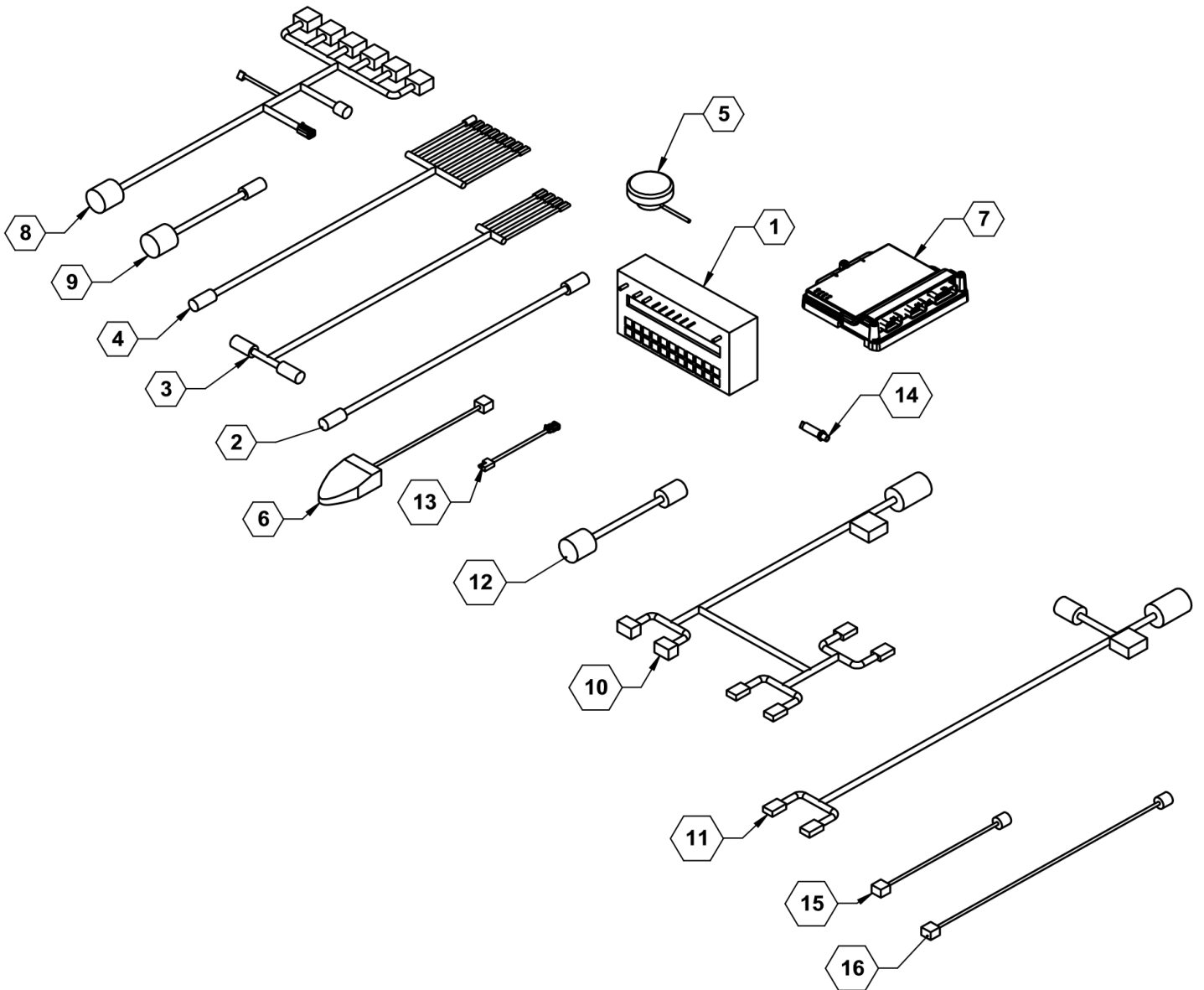


Parts List 26818: No Eductor

ITEM	PART NO.	QTY.	DESCRIPTION
1	530070	1	PLUG, MANIFOLD, 1.00
2	530472	1	PLUG, 1-1/2" POLY

**PRODUCT ELECTRONIC/ELECTRICAL CONTROL
COMPONENTS**

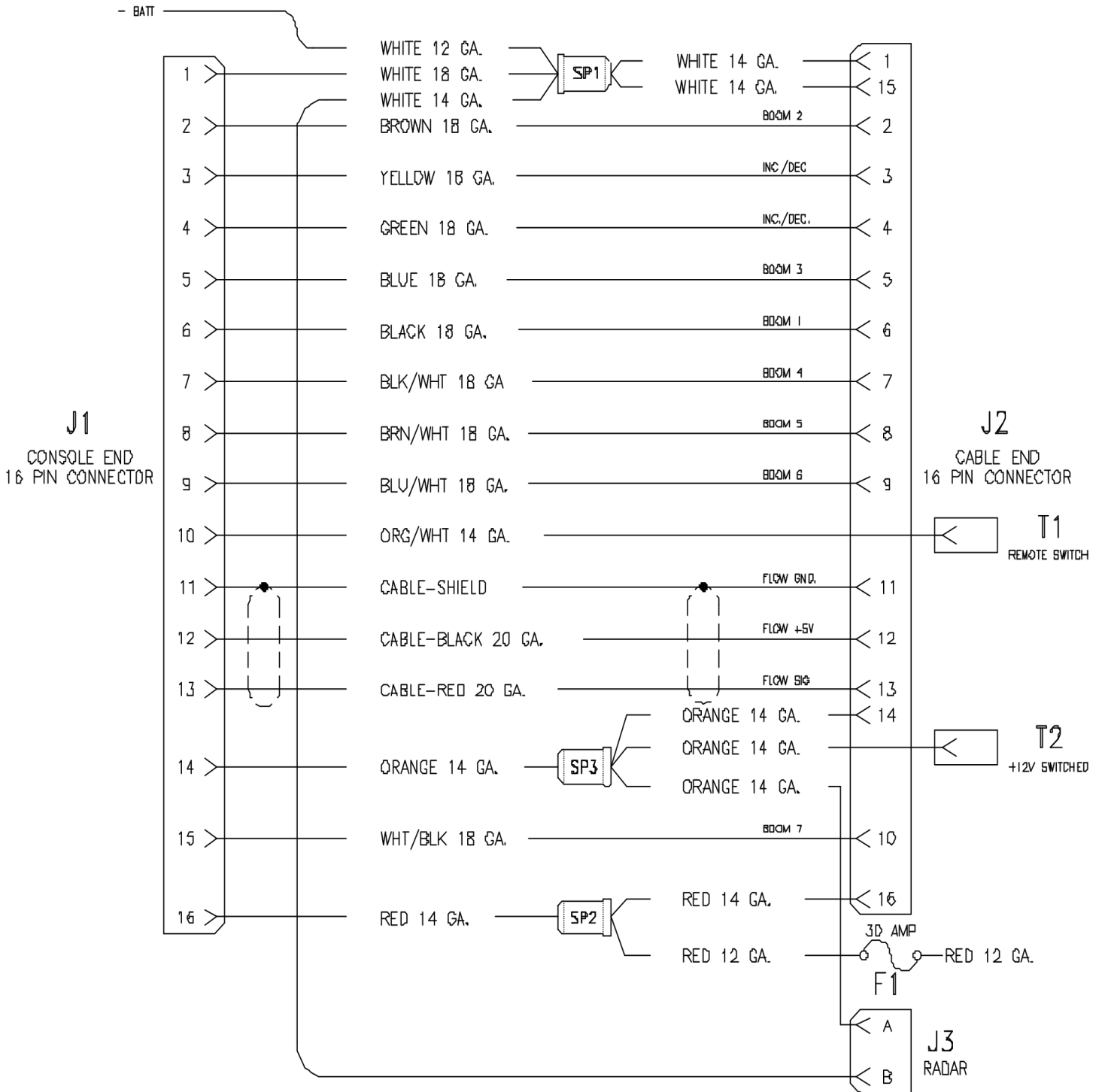
Raven Harnesses and Components



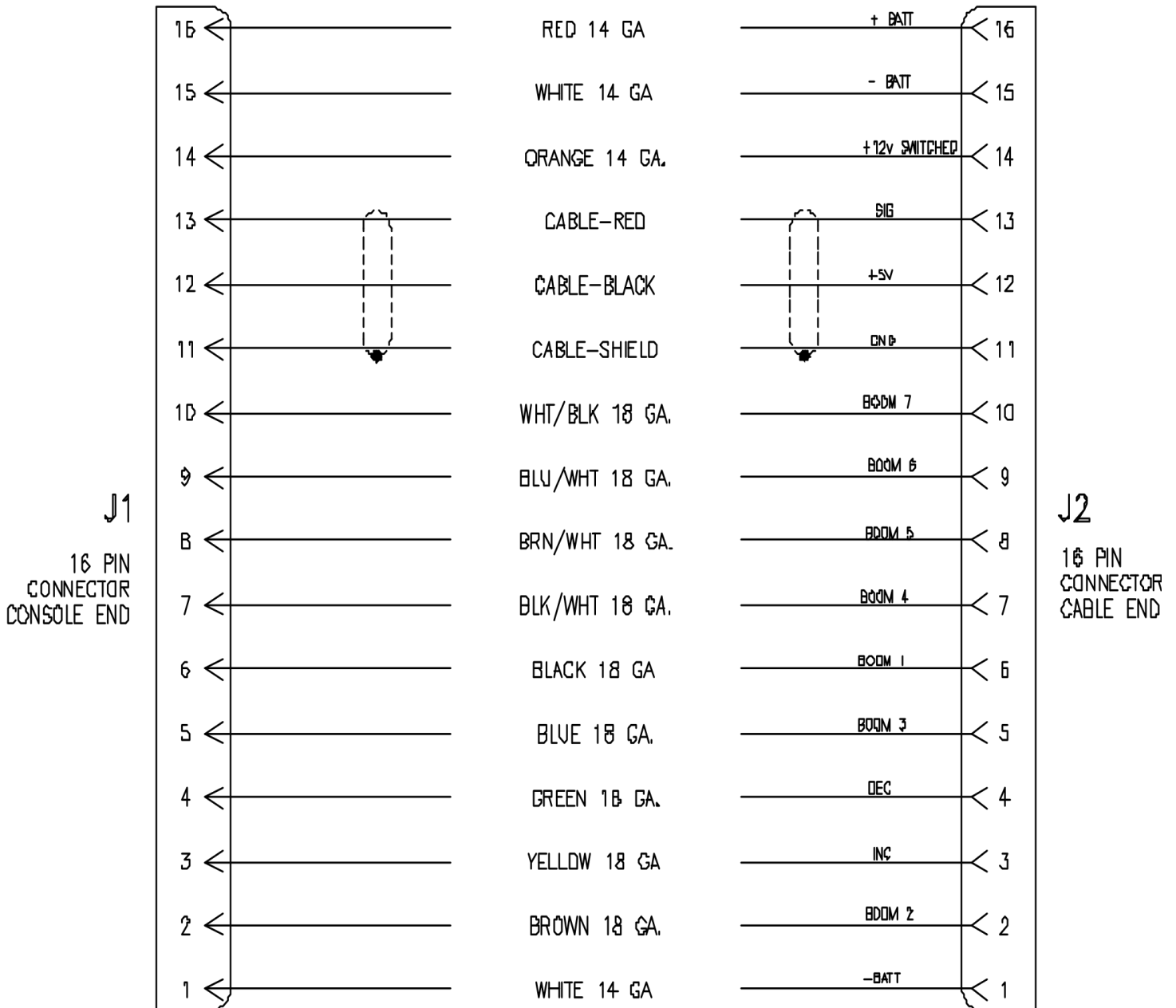
Parts List: Raven Harnesses and Components

ITEM	PART NO.	QTY.	DESCRIPTION
1	631803	AR	6 SECTION 450 CONSOLE
2	631814	AR	12' 16 PIN EXTENSION CABLE
3	631818	AR	10' 440/450 CONSOLE CABLE
4	631819	AR	16 PIN 6 SECTION CABLE
5	631832	AR	GPS SPEED SENSOR
6	631856	AR	FOOTSWITCH
7	632010	AR	RCM
8	632027	AR	47 PIN 6 SECTION CABLE
9	632028	AR	47 PIN TO 16 PIN ADAPTER
10	632029	AR	47 PIN RCM Y-CABLE
11	632031	AR	12' ISO TO IBIC CABLE
12	632033	AR	47 PIN TO 37 PIN ADAPTER
13	632034	AR	TRAILER TO DEUTSCH PLUG ADAPTER CABLE
14	632036	AR	PRESSURE TRANSDUCER
15	632061	AR	CABLE, FOOTSWITCH, 12'
16	632062	AR	CABLE, FOOTSWITCH, 23'
NS	631802	AR	3 SECTION 440 CONSOLE

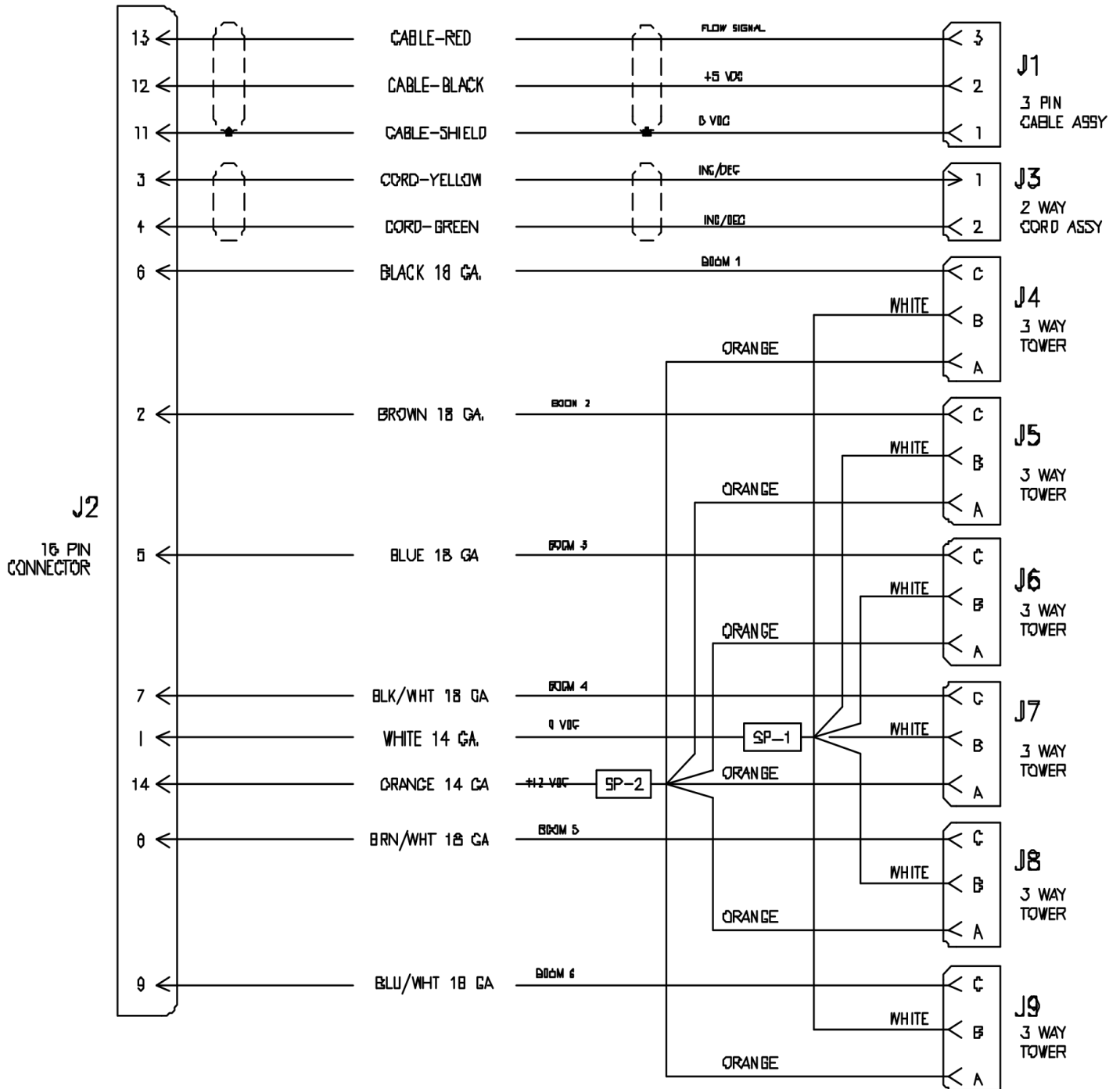
Control Harness 115-0171-085



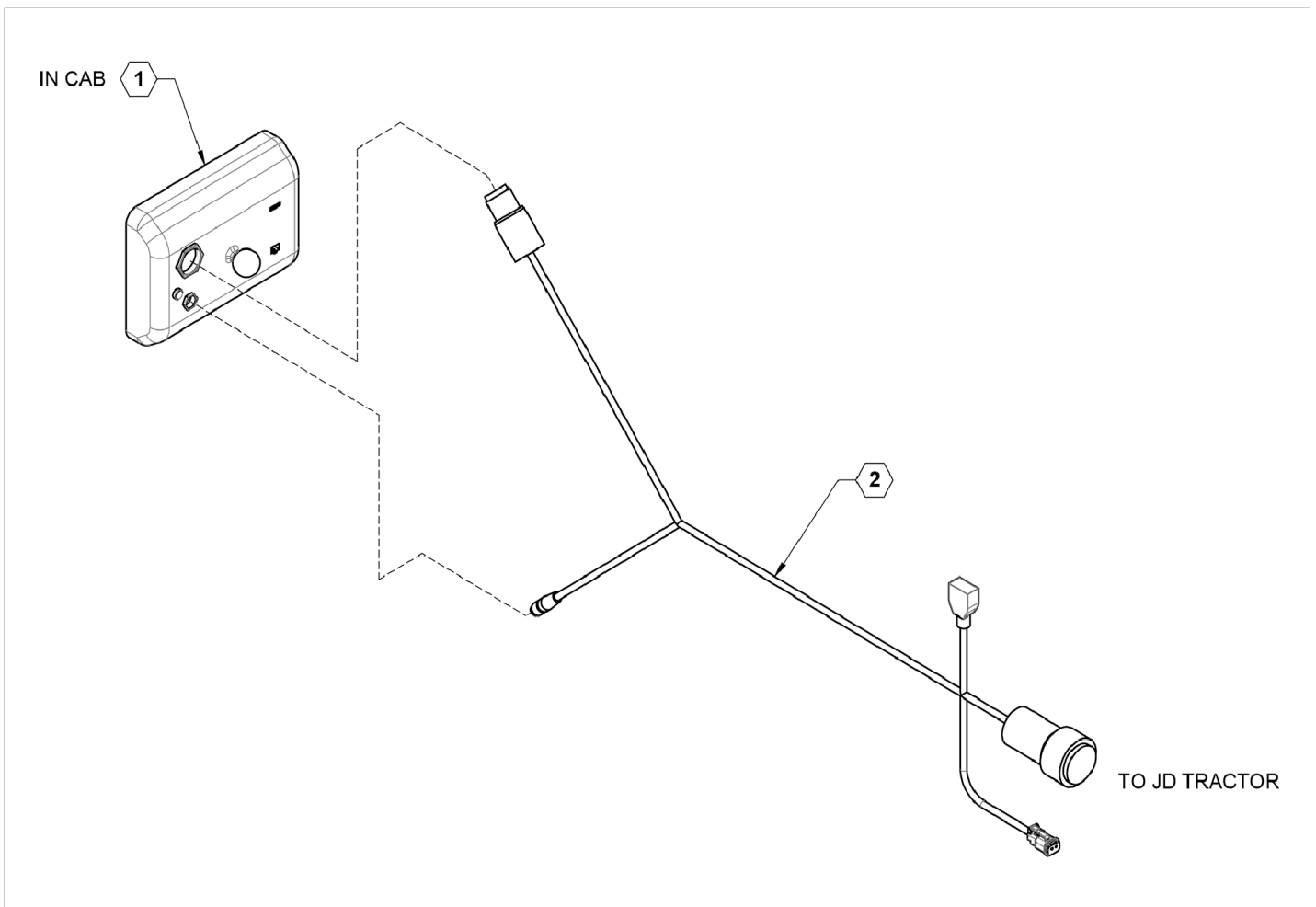
Control Harness 115-0159-856



Control Harness 115-0171-086



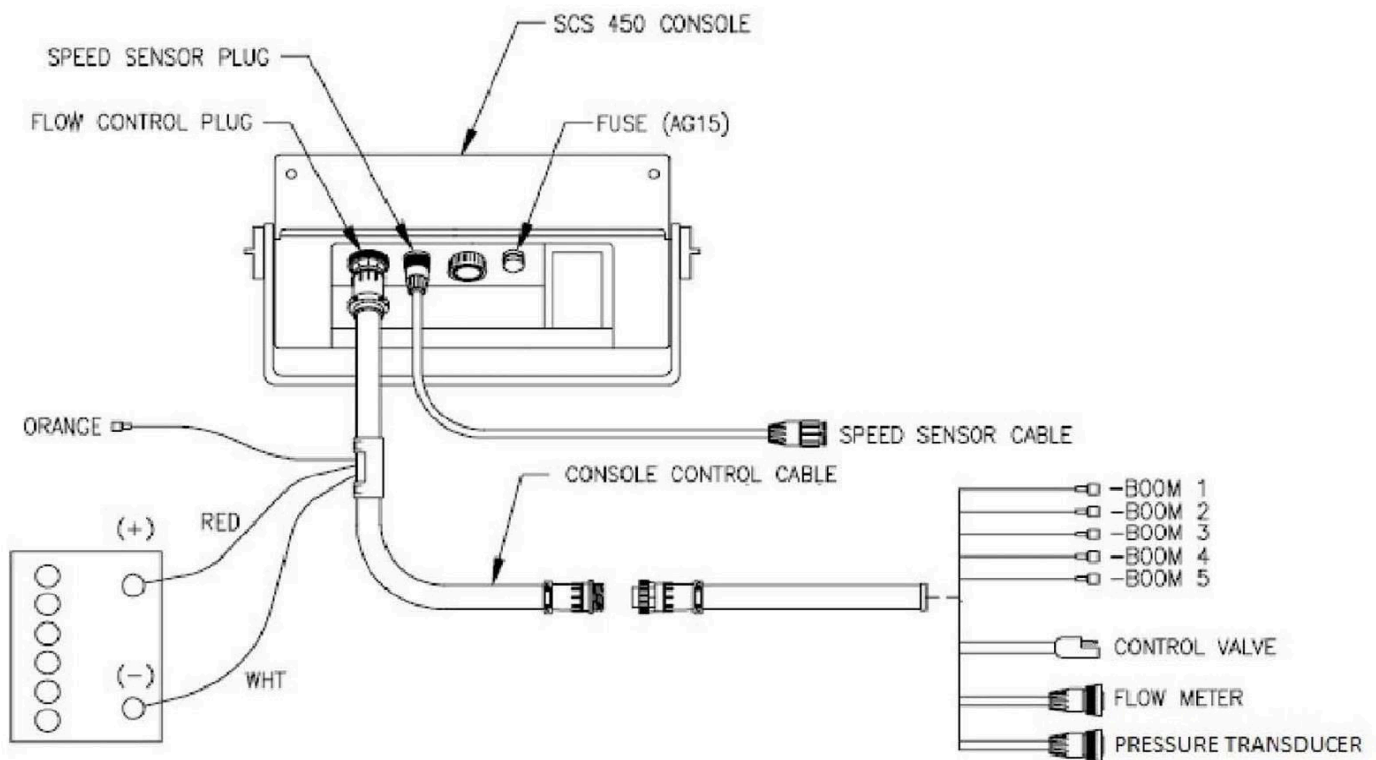
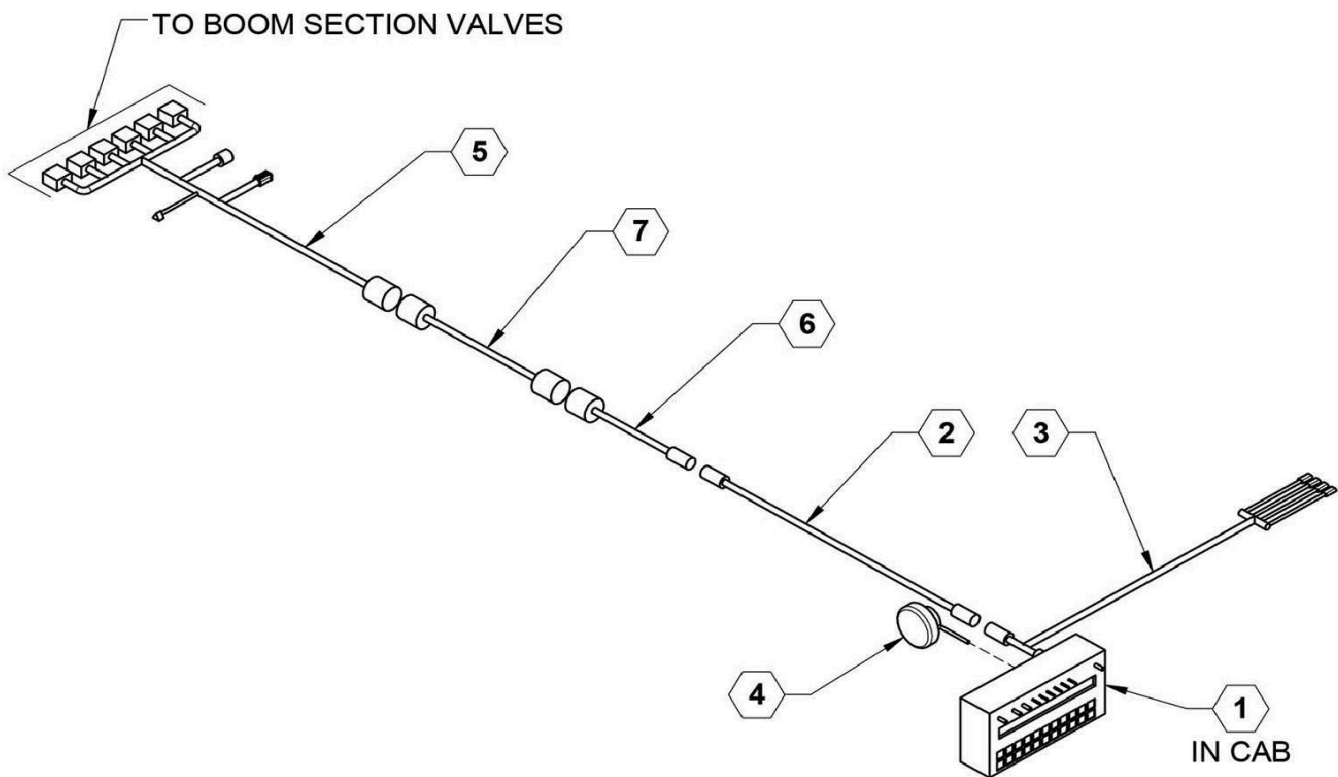
CR7 Display



Parts List 26858 / 27157 - 27159: CR7 Display

ITEM	PART NO.	QTY.	DESCRIPTION
1	632063	1	RAVEN PRECISION CR7 DISPLAY
2	632066	1	CABLE, CR7 ISO VT ONLY
N.S.	632067	1	CABLE, DISPLAY PORT, Y ADAPTER
N.S.	632064	1	CABLE, RAVEN ISO/POWER
N.S.	632065	1	CABLE, CAN/POWER OEM ISO

Raven 450 Controller



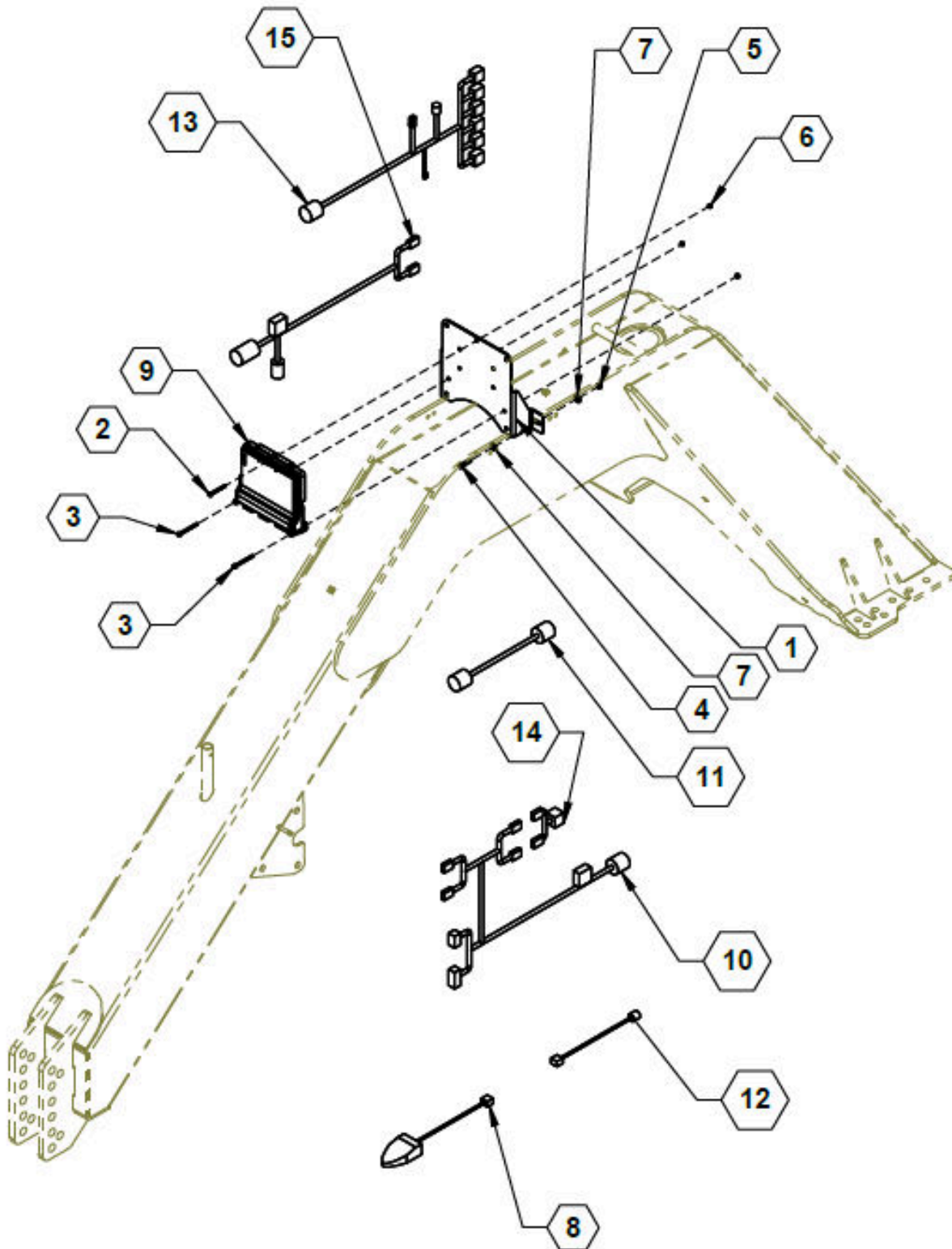


ILLUSTRATED PARTS LIST

Parts List 26853: Raven 450 Controller

ITEM	PART NO.	QTY.	DESCRIPTION
1	631803	1	RAVEN SCS450 CONTROLLER
2	631814	1	CABLE, 6 BOOM 12' EXTENSION
3	631818	1	CABLE 10' CONSOLE 7 BOOM SCS 440/4
4	631832	1	SKYTRAK GPS SPEED SENSOR
5	632080	1	6 SECTION 6' FINAL CABLE
6	632028	1	47 PIN TO 16 PIN ADAPTER
7	632050	1	47 PIN 18' EXTENSION CABLE

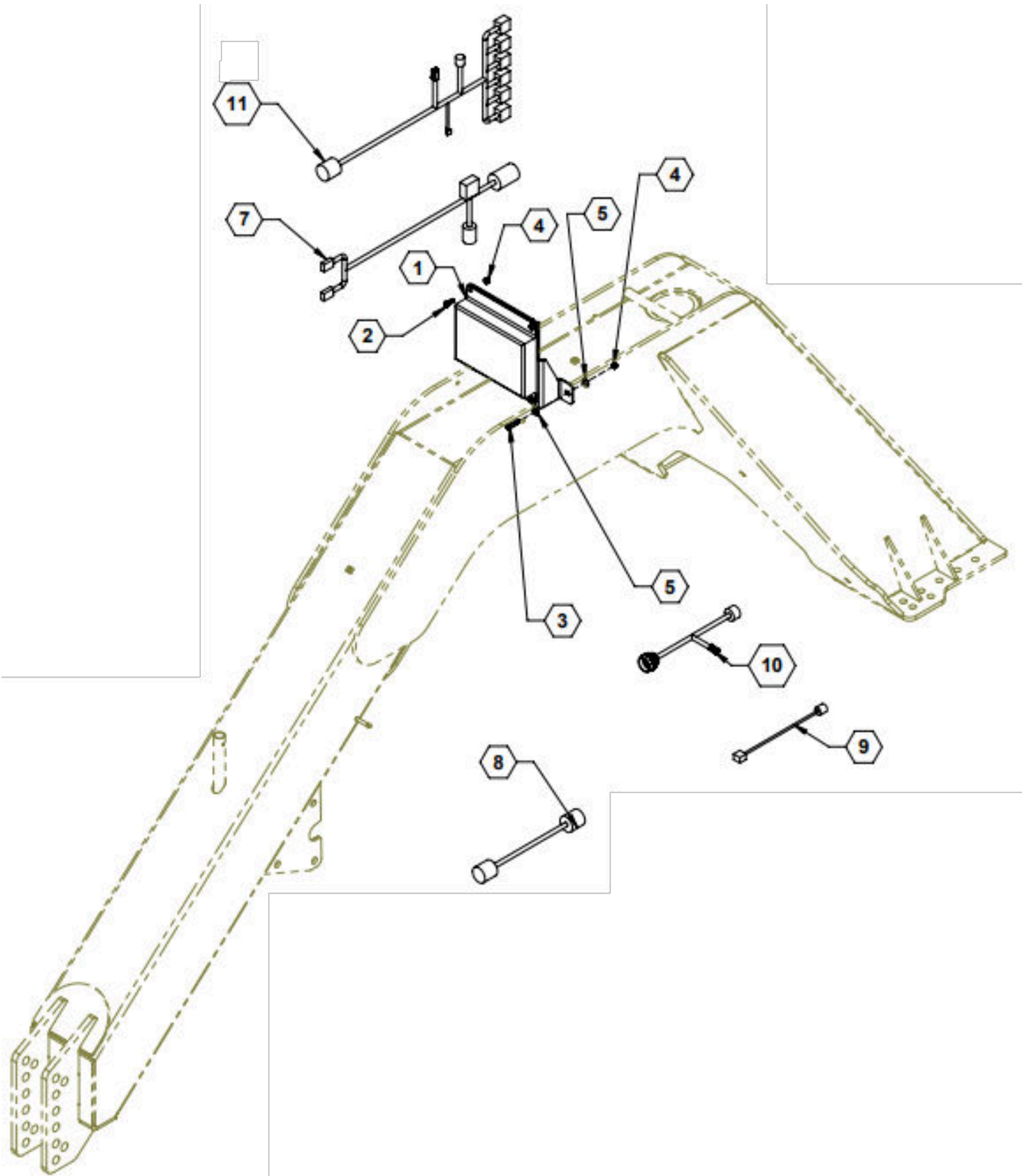
Raven RCM Rate Controller



Parts List 26854: Raven RCM Rate Controller

ITEM	PART NO.	QTY.	DESCRIPTION
1	27209	1	PLATE, CONTROLLER MOUNT
2	596105M	1	BOLT, HH 1/4-20X2-1/2 GR5 MAGNI
3	596110M	2	BOLT, HH 1/4-20 X 3 MAGNI
4	596129M	2	BOLT, HH 3/8-16X1-1/2 GR5 MAGNI
5	596213M	2	NUT, HEX 3/8-16 MAGNI
6	596235M	3	NUT, CENTERLOCK, 1/4-20 MAGNI
7	596258M	4	WASHER, FLAT 3/8 MAGNI
8	631856	1	FOOTSWITCH, ISO PRODUCT CONTROL
9	632010	1	RAVEN RCM
10	632029	1	47 PIN RATE CTRL INTERFACE CABLE
11	632050	1	47 PIN 18' EXTENSION CABLE
12	632061	1	CABLE, FOOTSWITCH, 12' ROW CROP TRACTOR
13	632080	1	6 SECTION APP FINAL HARNESS
14	632216	1	TERMINATOR, GEN 1 ISO
15	632217	1	IBIC TO GEN 1 ISO 12'

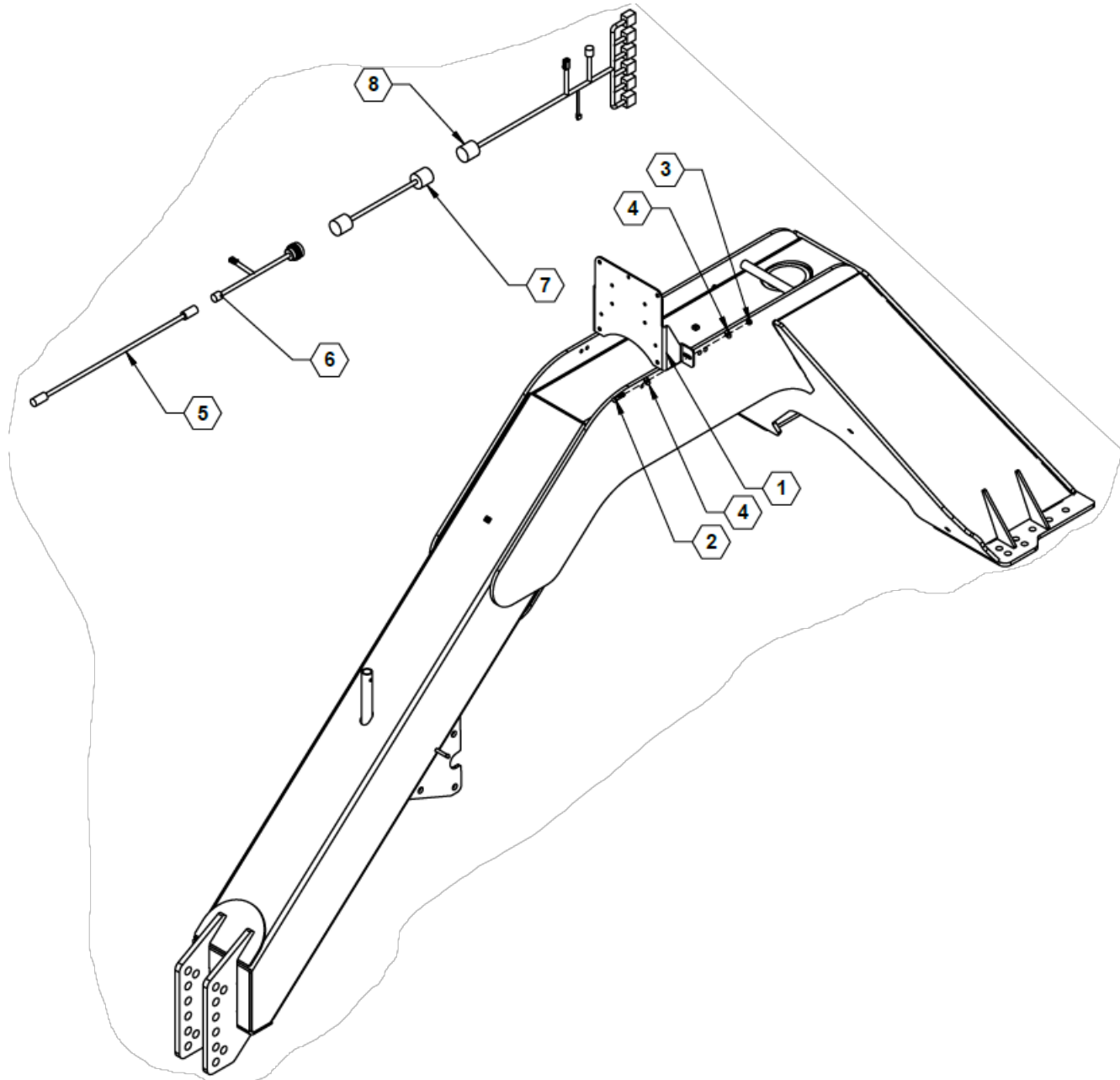
JD Greenstar Rate Controller



Parts List 26855: JD Greenstar Rate Controller

ITEM	PART NO.	QTY.	DESCRIPTION
1	27209	1	PLATE, CONTROLLER MOUNT
2	596128M	4	BOLT, HH 3/8-16 X 1 GR5 MAGNI
3	596129M	2	BOLT, HH 3/8-16 X 1-1/2 GR5 MAGNI
4	596237M	6	NUT, CENTERLOCK 3/8-16 MAGNI
5	263258M	4	WASHER, FLAT 3/8 MAGNI
6	631001	1	JD GREENSTAR RATE CONTROLLER
7	632031	1	IBIC TO GEN 1 ISO 12'
8	632050	1	47 PIN 18' EXTENSION CABLE
9	632061	1	CABLE, FOOTSWITCH, 12' CROP TRACTOR
10	632070	1	37 TO 47 PIN ADAPTER CABLE
11	632080	1	6 SECTION 6' FINAL CABLE

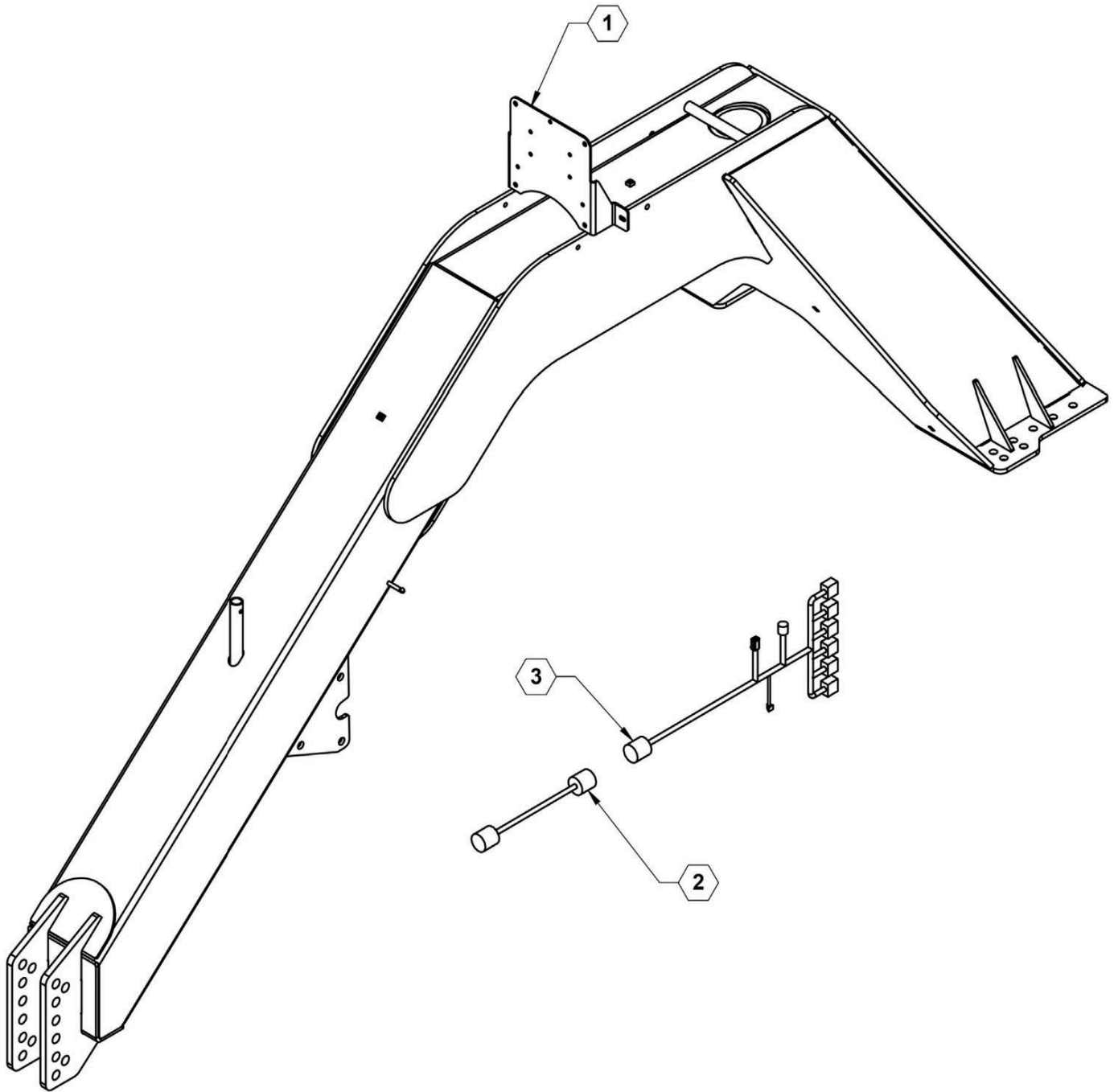
Customer Supplied Raven 450 Controller



Parts List 27375: Customer Supplied Raven 450 Controller

ITEM	PART NO.	QTY.	DESCRIPTION
1	27209	1	PLATE, CONTROLLER MOUNT
2	596129M	2	BOLT, HH 3/8-16X1-1/2 GR5 MAGNI
3	596213M	2	NUT, HEX 3/8-16 MAGNI
4	596258M	4	WASHER, FLAT 3/8 MAGNI
5	631814	1	CABLE, 6 BOOM 12' EXTENSION
6	632028	1	47 PIN TO 16 PIN ADAPTER
7	632050	1	47 PIN 18' EXTENSION CABLE
8	632080	1	6 SECTION 6' FINAL CABLE

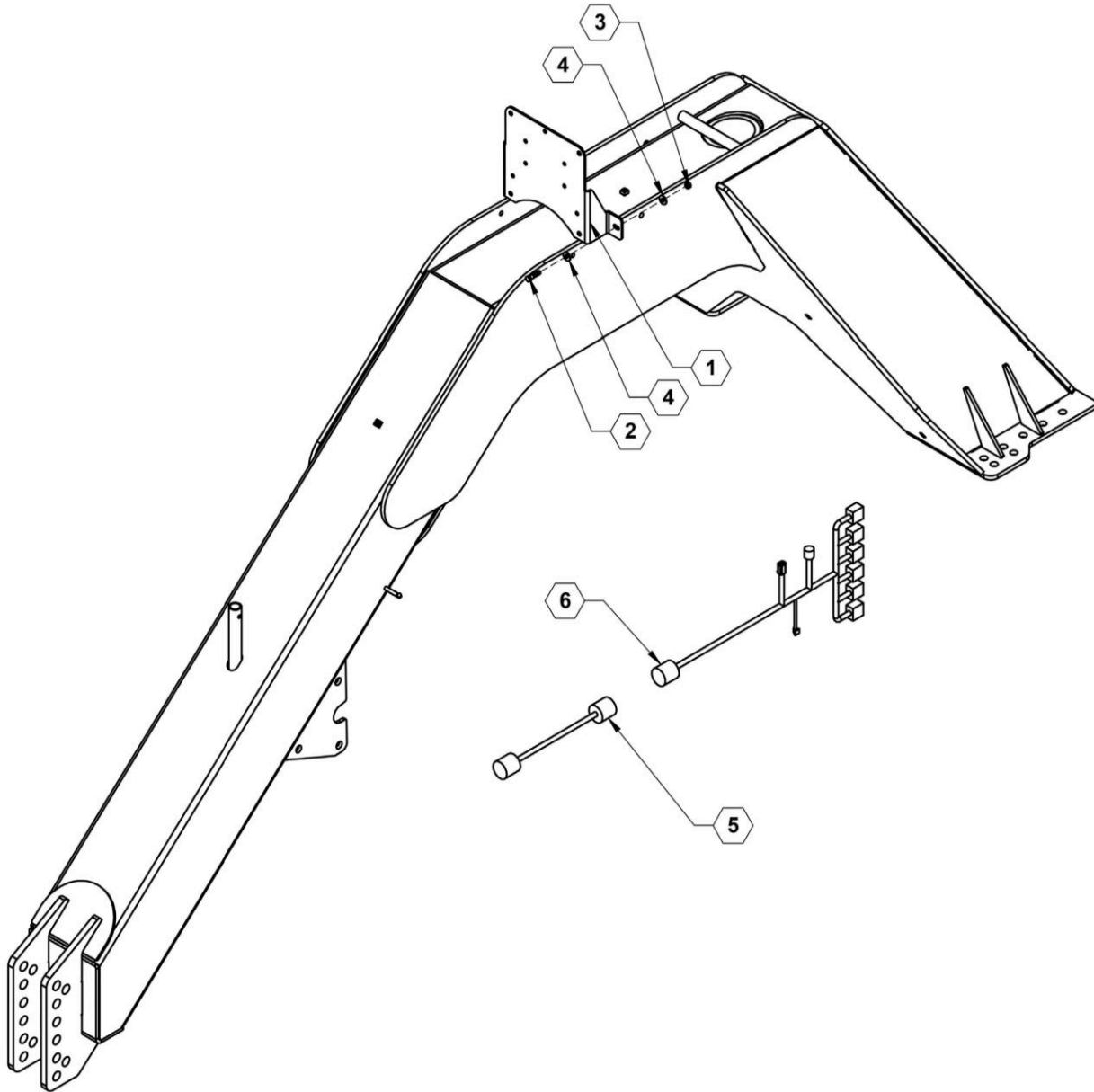
Customer Supplied JD Greenstar Rate Controller



Parts List 27376: Customer Supplied JD Greenstar Rate Controller

ITEM	PART NO.	QTY.	DESCRIPTION
1	27209	1	PLATE, CONTROLLER MOUNT
2	632050	1	47 PIN 18' EXTENSION CABLE
3	632080	1	6 SECTION 6' FINAL CABLE

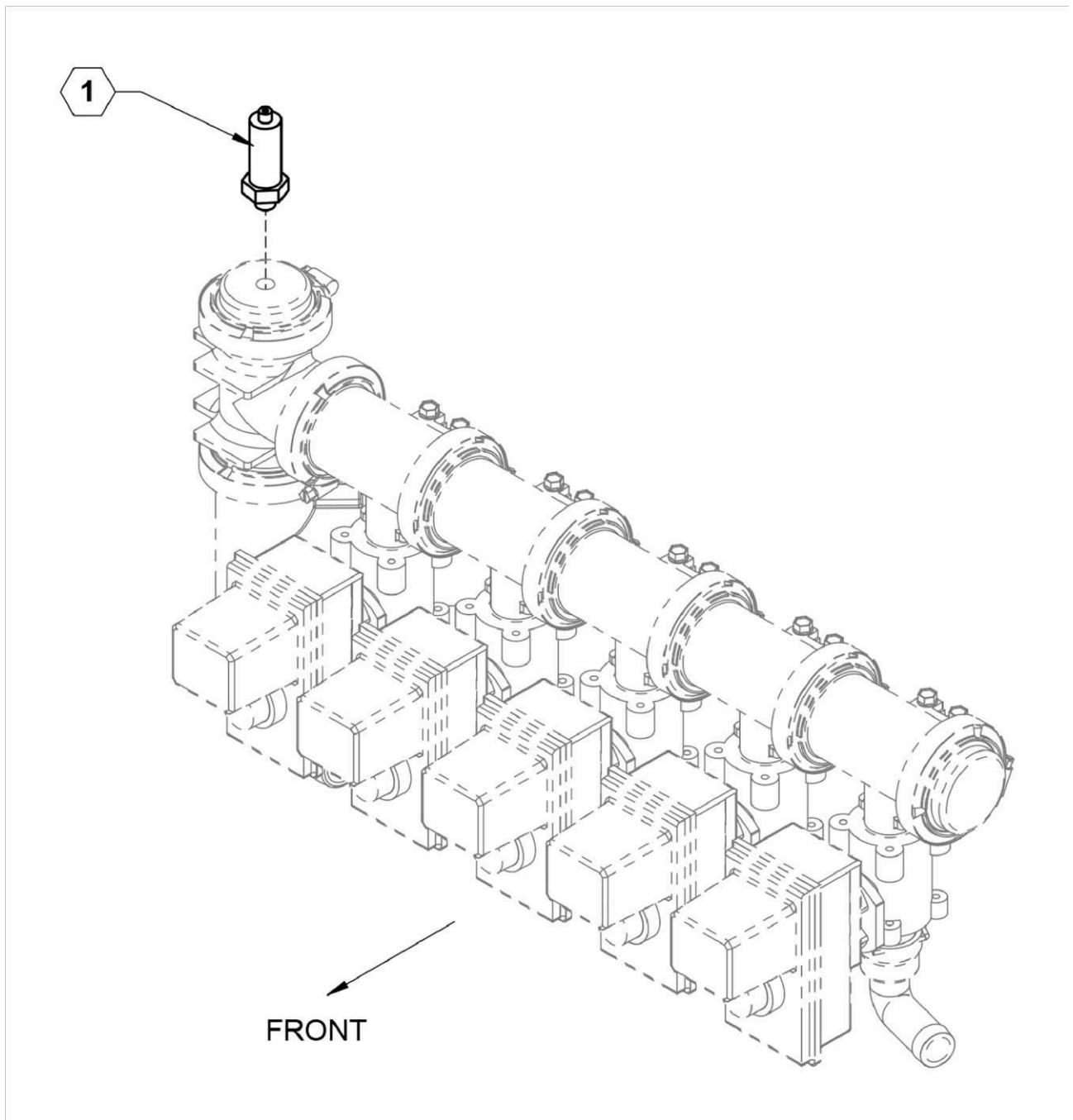
Customer Supplied Rate Controller



Parts List 27220: Customer Supplied Rate Controller

ITEM	PART NO.	QTY.	DESCRIPTION
1	27209	1	PLATE, CONTROLLER MOUNT
2	596129M	2	BOLT, HH 3/8-16X1-1/2 GR5 MAGNI
3	596213M	2	NUT, HEX 3/8-16 MAGNI
4	596258M	4	WASHER, FLAT 3/8 MAGNI
5	632050	1	47 PIN 18' EXTENSION CABLE
6	632080	1	6 SECTION 6' FINAL CABLE

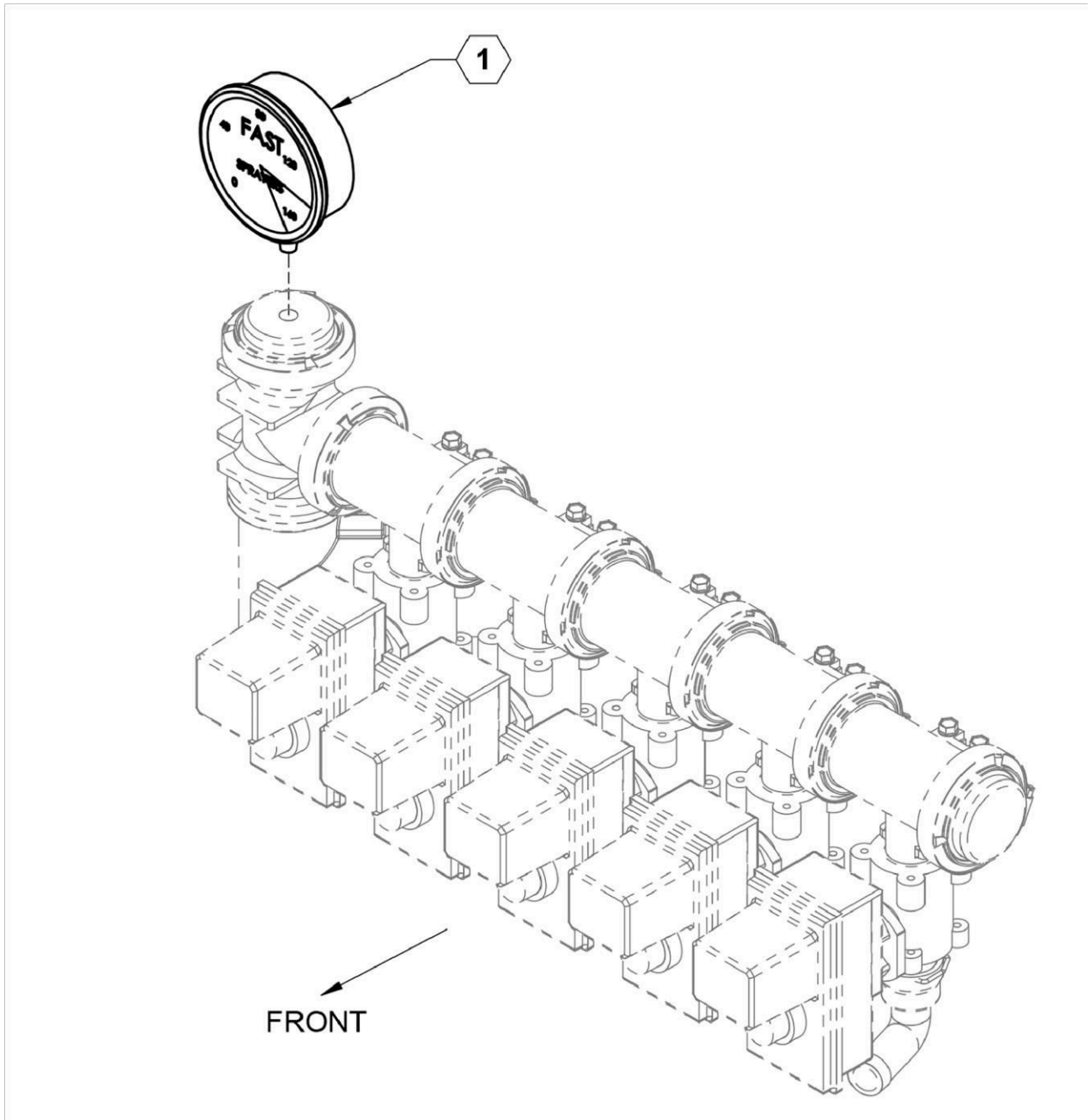
Pressure Transducer Raven 450



Parts List 26840: Pressure Transducer Raven 450

ITEM	PART NO.	QTY.	DESCRIPTION
1	631828	1	TRANSDUCER, PRESSURE

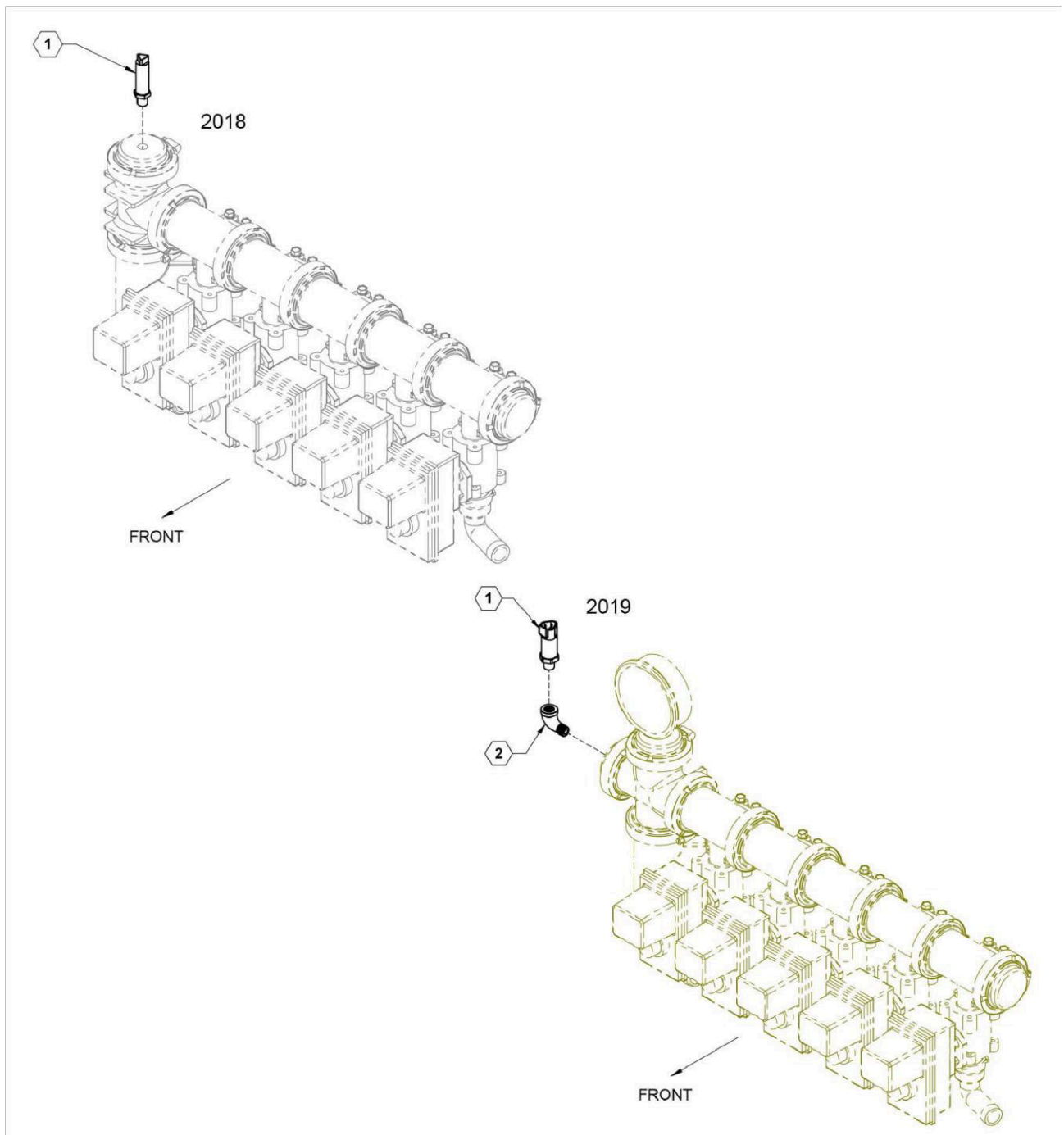
Pressure Gauge



Parts List 26838: Pressure Gauge

ITEM	PART NO.	QTY.	DESCRIPTION
1	790020	1	GAUGE, FAST LOGO 160PSI

Pressure Transducer ISO



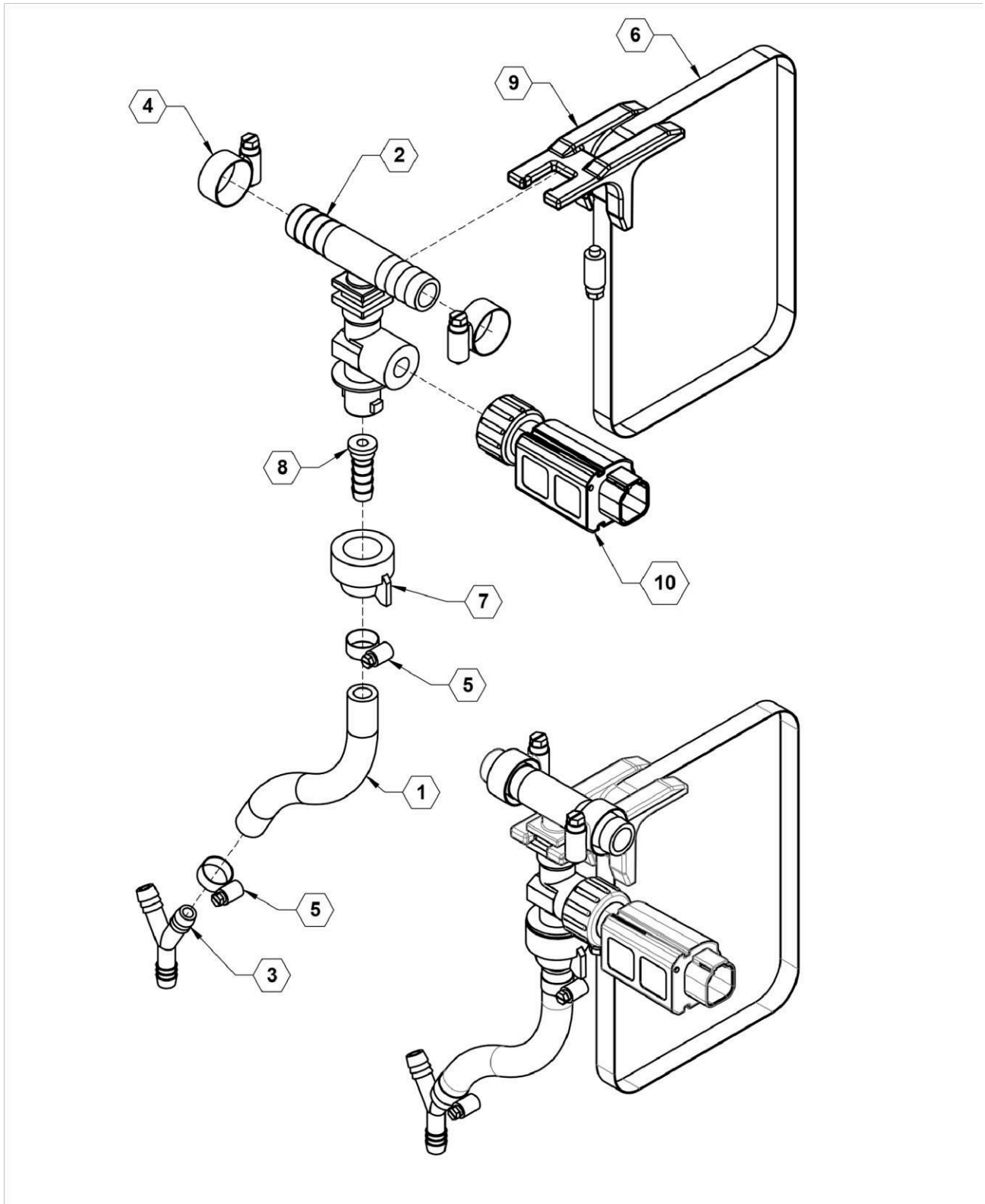
Parts List 28027: Pressure Transducer ISO

ITEM	PART NO.	QTY.	DESCRIPTION
1	632036	1	TRANSDUCER, PRESSURE
2	530246	1	ELBOW, 90 DEGREE STREET, 1/4 NPT SS

Parts List 26856: Raven Hawkeye Flow Control

ITEM	PART NO.	QTY.	DESCRIPTION
1	26953	1	RCM MOUNT
2	510014	1	HOSE, 1-1/2" EPDM X 2'
3	510016	1	HOSE, 1" EPDM 3'
4	510016	1	HOSE, 1" EPDM 19'
5	510016	1	HOSE, 1" EPDM 21'
6	510016	1	HOSE, 1" EPDM 31'
7	510016	1	HOSE, 1" EPDM 33'
8	530014	10	GASKET, 1-1/2" EPDM
9	530036	5	HOSE SHANK, 3/4" MPT X 1" 90~
10	530066	5	MANIFOLD FITTING, 1" X 1" HB
11	530068	5	GASKET, 1" EPDM
12	530075	5	MANIFOLD 2" STANDARD PORT X 1" TEE FLANGED
13	530080	1	MANIFOLD, 2" TO 1.5" HOSE BARB 90
14	530090	1	FLANGED CROSS 2"
15	530093	2	MANIFOLD PLUG, 2"
16	530094	1	PLUG, 2" MANIFOLD WITH HOLE
17	530220	5	FITTING, 3/4" FPT X 3/4" HOSE BARB TEE
18	530246	1	ELBOW, 90~ STREET 1/4 NPT SS
19	540000	5	CLAMP, WORM SCREW 1"
20	540001	10	CLAMP, 2" STANDARD WORM SCREW
21	540014	10	CLAMP, HOSE SS 1" #16
22	540016	1	CLAMP, 1-1/2" SS
23	596104M	4	BOLT, HH 1/4-20X1-3/4 GR5 MAGNI
24	596235M	4	NUT, CENTERLOCK, 1/4-20 MAGNI
25	631856	1	FOOTSWITCH, ISO PRODUCT CONTROL
26	631857	1	FOOTSWITCH EXTENSION CABLE
27	631957	1	9 PIN TO GEN 3 RECEPTACLE
28	631983	1	ISO PRODUCT CONTROLLER II ECU
29	632068	1	HAWKEYE ECU CABLE
30	632069	1	RAVEN MASTER VALVE
31	790020	1	GAUGE, FAST LOGO 160PSI

Hawkeye End Coupler Assembly

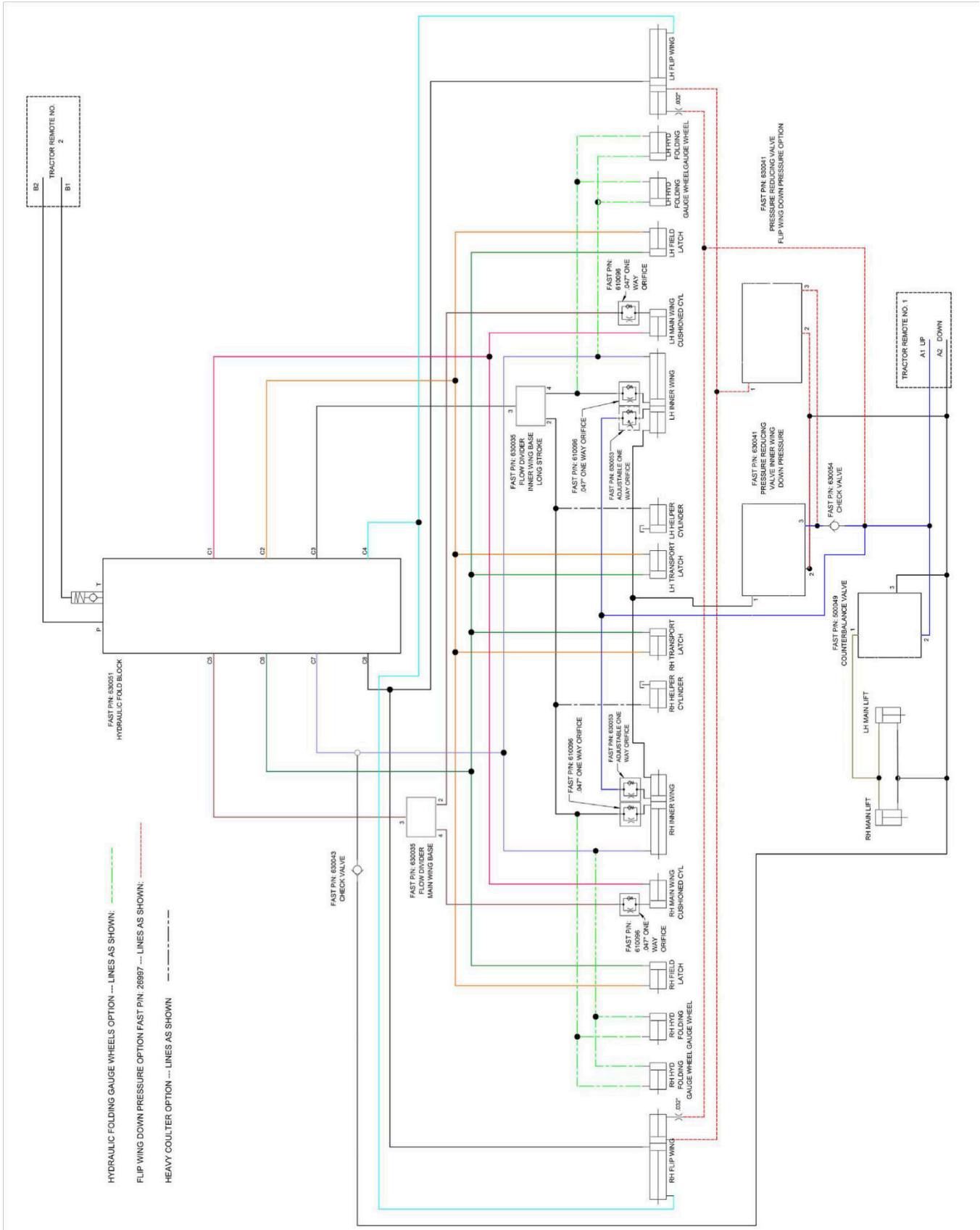


Parts List 27170: Hawkeye End Coultter Assembly

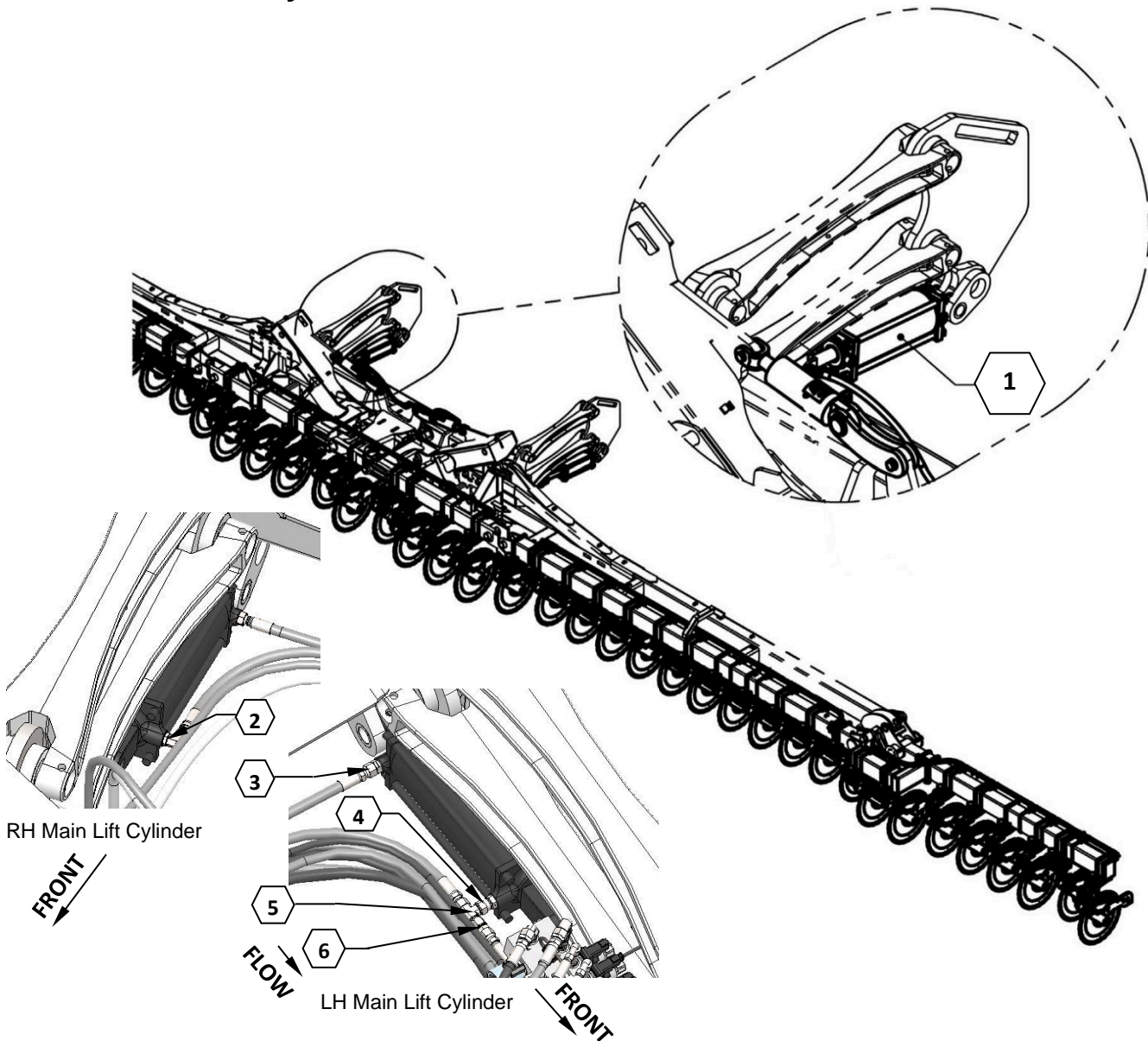
ITEM	PART NO.	QTY.	DESCRIPTION
1	510020	1	HOSE 3/8" EPDM
2	520093	1	NOZZLE, DOUBLE HOSE SHANK
3	530372	1	3/8" HOSE BARB Y FITTING
4	540013	2	CLAMP, HOSE SS 3/4" #12
5	540032	2	CLAMP, HOSE SS 5/16" #5
6	540050	1	CLAMP, HOSE SS 5 1/2" - 8 1/2"
7	590076	1	CAP, QT NYLON BLACK
8	590077	1	CONNECTOR, HOSE BARB
9	590187	1	MOUNT, PLUMBING
10	631984	1	ASSEMBLY, HAWKEYE NOZZLE TEE JET

HYDRAULICS and FOLD BOX ELECTRICAL

Hydraulic Diagram (830009)



Main Lift Cylinders



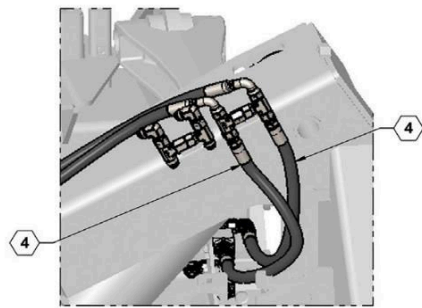
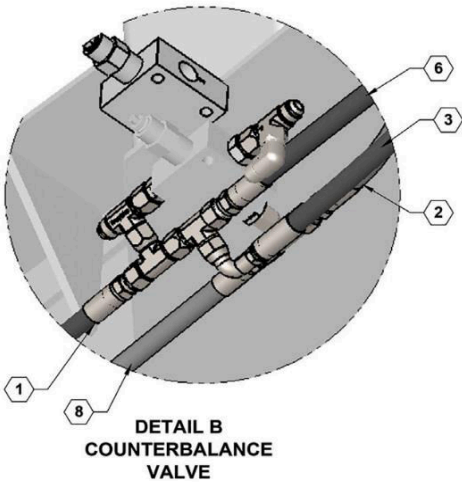
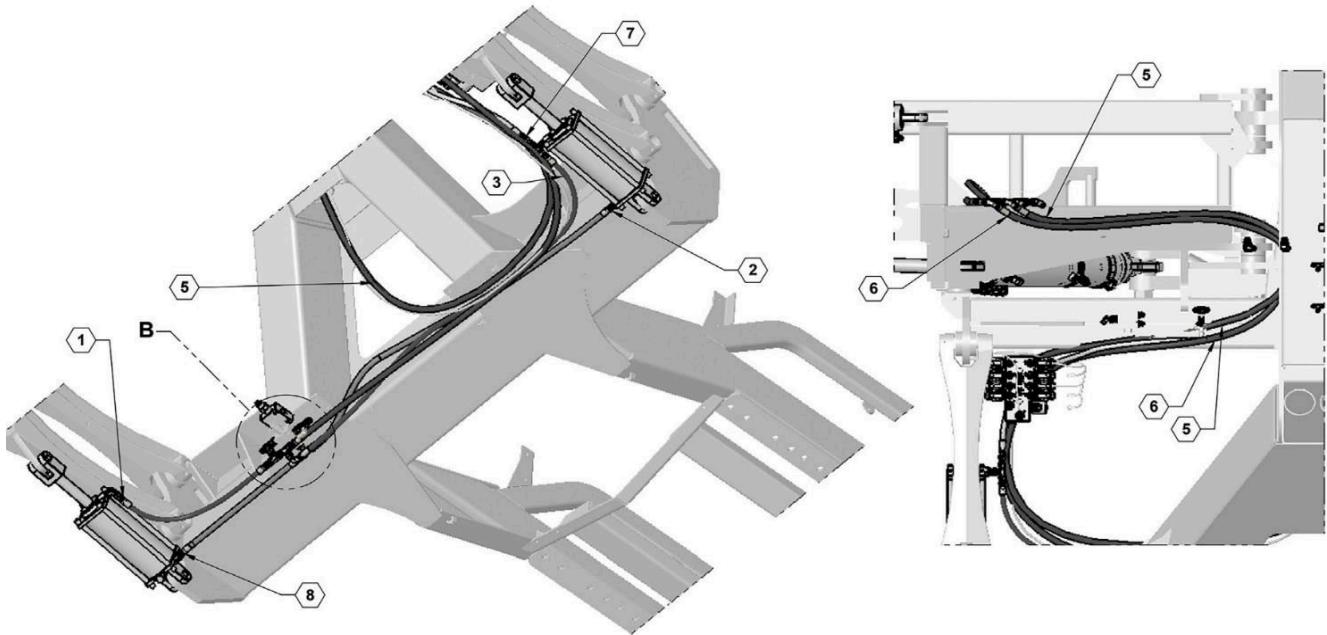
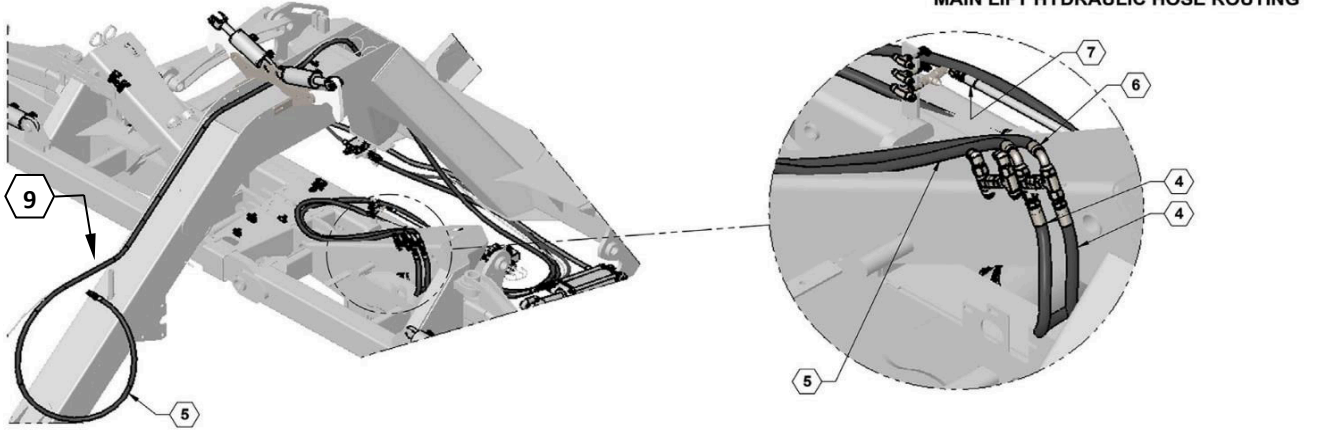
Parts List: Main Lift Cylinders

ITEM	PART NO.	QTY.	DESCRIPTION
1	620073	2	MAIN LIFT CYLINDER, 4" X 10" STROKE
1	620091	2	MAIN LIFT CYLINDER, 4.5" X 10" STROKE
2	610097	1	ADAPTER, -8MJIC X -8MORB90
3	610013	1	ADAPTER, -8MJIC X -8MORB
4	610083	1	ADAPTER, -8MORB X -8FJX
5	610053	1	JIC #8 SWIVEL RUN TEE
6	630043	1	INLINE CHECK VALVE

Main Lift Cylinder Hydraulic Hoses

MAIN LIFT PRESSURE: BLACK HOSE
 MAIN LIFT RETURN: GRAY HOSE

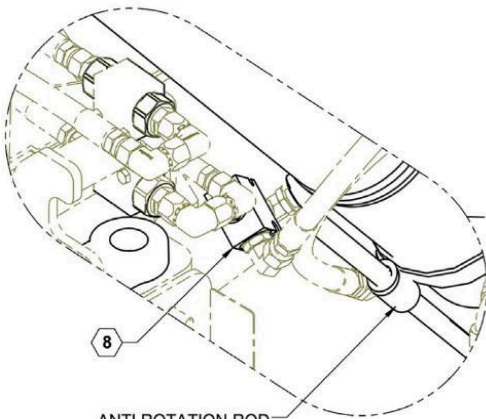
MAIN LIFT HYDRAULIC HOSE ROUTING



Parts List 600100 / 600115: Main Lift Cylinder Hydraulic Hoses

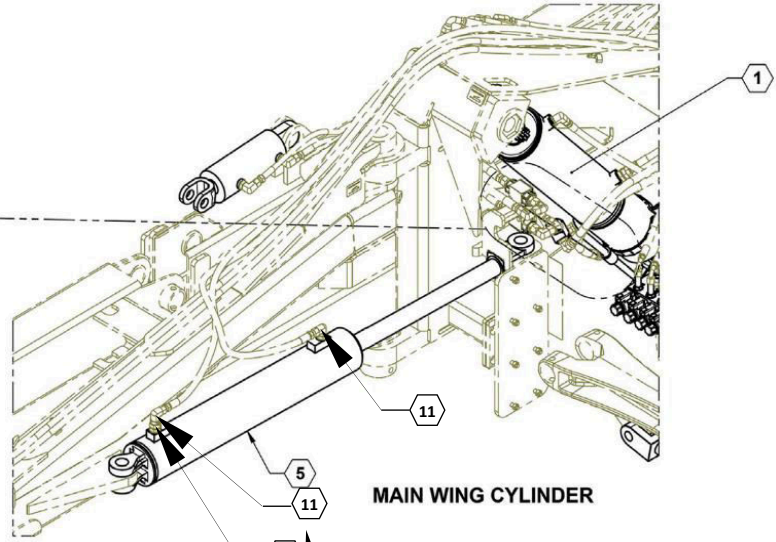
ITEM	PART NO.	QTY.	DESCRIPTION
1	600100-34	1	HOSE ASSY, 08-8FJX-8FJX-32
2	600100-36	1	HOSE ASSY, 08-8FJX-8FJX-66
3	600100-37	1	HOSE ASSY, 08-8FJX90-8FJX-72
4	600115-1	2	HOSE ASSY, 08-8FJX-8FJX-23.5
5	600115-6	1	HOSE ASSY, 08-8FJX90-8MOR-383
6	600115-7	1	HOSE ASSY, 08-8FJX-8FJX90-184
7	600115-10	1	HOSE ASSY, 06-8FJX-6FJX-45
8	600115-11	1	HOSE ASSY, 08-8FJX-8MBS-27
9	520048	2	PIONEER COUPLER #8 FORB

Inner Wing Cyls, Flow Control Valve on Inner Wing Cyl., Main Wing Fold Cyls, and Fold Valves



8

ANTI ROTATION ROD
MUST CLEAR PRESSURE
COMP FLOW CONTROL
VALVE ASSEMBLY

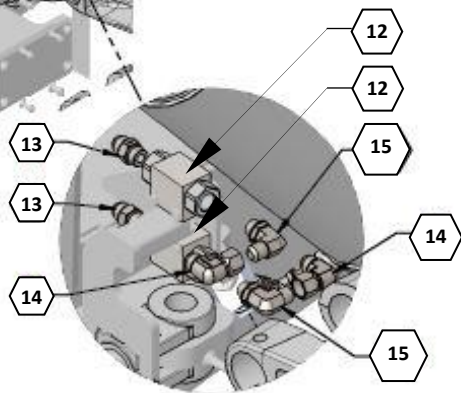


MAIN WING CYLINDER

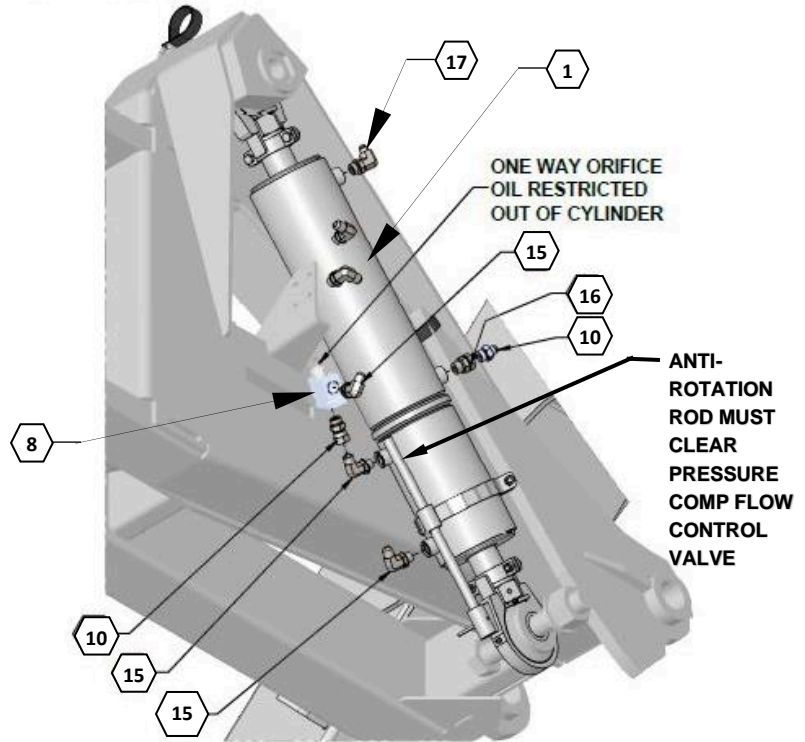
ONE-WAY ORIFICE, ARROW POINTING UP,
RESTRICTS OIL COMING OUT



LEFT SIDE FOLD VALVE
AND FITTINGS



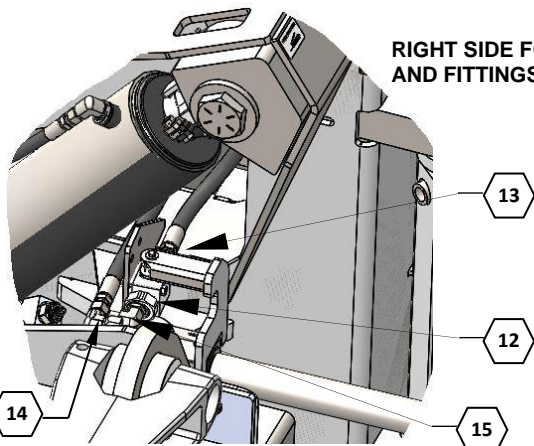
LEFT INNER WING CYLINDER



ONE WAY ORIFICE
OIL RESTRICTED
OUT OF CYLINDER

ANTI-
ROTATION
ROD MUST
CLEAR
PRESSURE
COMP FLOW
CONTROL
VALVE

INNER WING CYLINDER FITTINGS

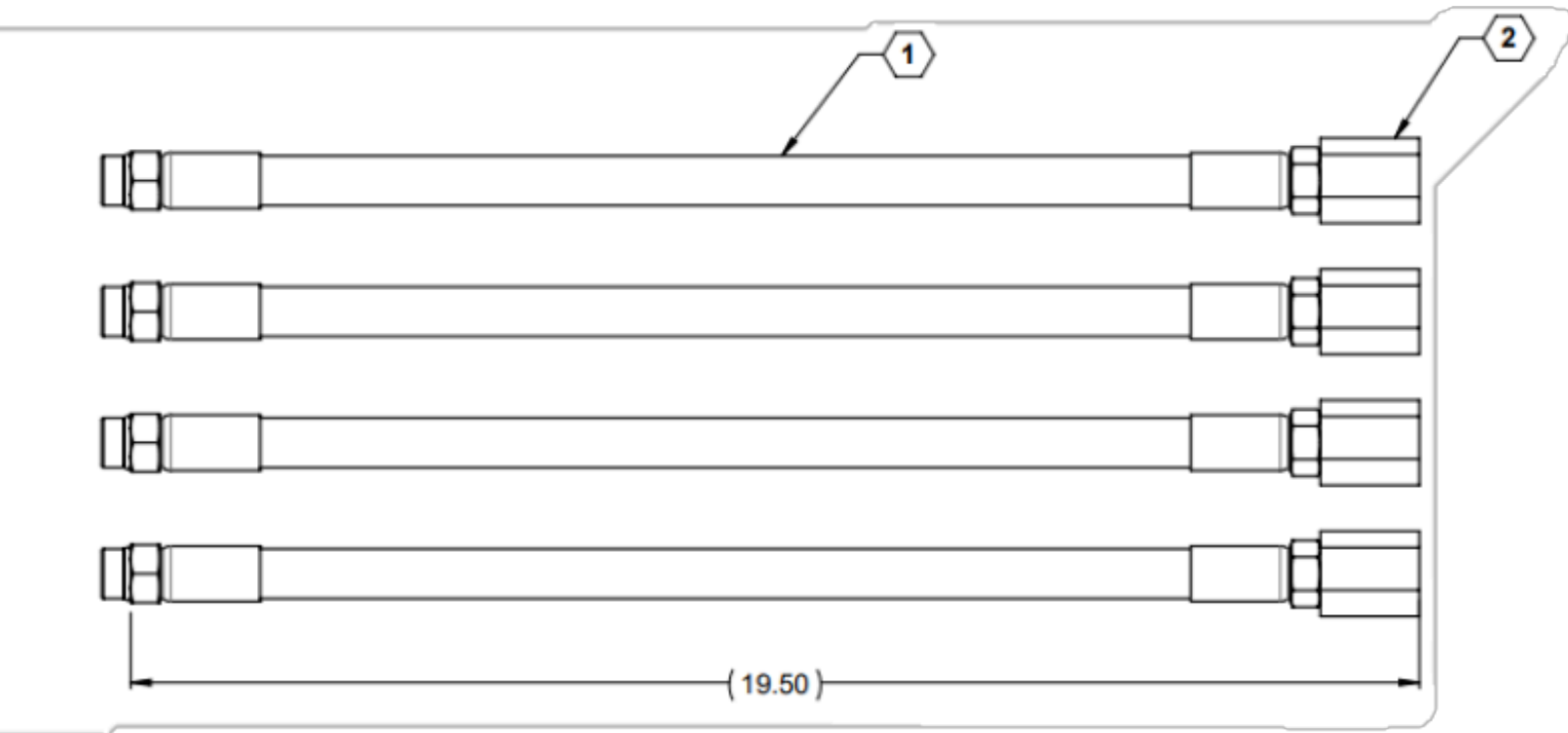


RIGHT SIDE FOLD VALVE
AND FITTINGS

Parts List: Inner Wing Cyls, Flow Control Valve on Inner Wing Cyl., Main Wing Fold Cyls, and Fold Valves

ITEM	PART NO.	QTY.	DESCRIPTION
1	26640	2	ASSY, CYLINDER, 5"x5.25/13.25 SPHERICAL BALLS
5	620095	2	CYLINDER 4.00 CUSHIONED
6	630035	2	FLOW DIVIDER
6	PRH121K20	1	PRESSURE REDUCING VALVE
6	SK12-3	1	PRESSURE REDUCING VALVE SEAL KIT
6	CVH103P	1	CHECK VALVE C10
6	SK10-2	1	CHECK VALVE C10 SEAL KIT
6	11441-015	1	.015 ORIFICE
8	630053	2	VALVE ASSEMBLY, FA101, PRESSURE COMP FLOW CONTROL
8	FA101S-A8T	1	FLOW CONTROL CARTRIDGE
8	SK10-2N	1	SEAL KIT - NITRILE
8	SK10-2V	1	SEAL KIT - VITON
10	610161	1	FITTING, .031 VONBERG 1WAY ORI
11	610030	2	JIC #6 TO O-RING #8, 90°
12	610153	3	VALVE, MANUAL SHUT OFF
13	610013	3	ADAPTER, -8MJIC X -8MORB
14	610024	3	JIC #8 90 DEG
15	610097	3	ADAPTER, -8MJIC X -8MORB90
16	610162	1	FITTING, 0.047 VONBERG 1 WAY ORIFICE, FA 19373-0.047
17	610030	1	ADAPTER, -6MJIC X -8MORB90

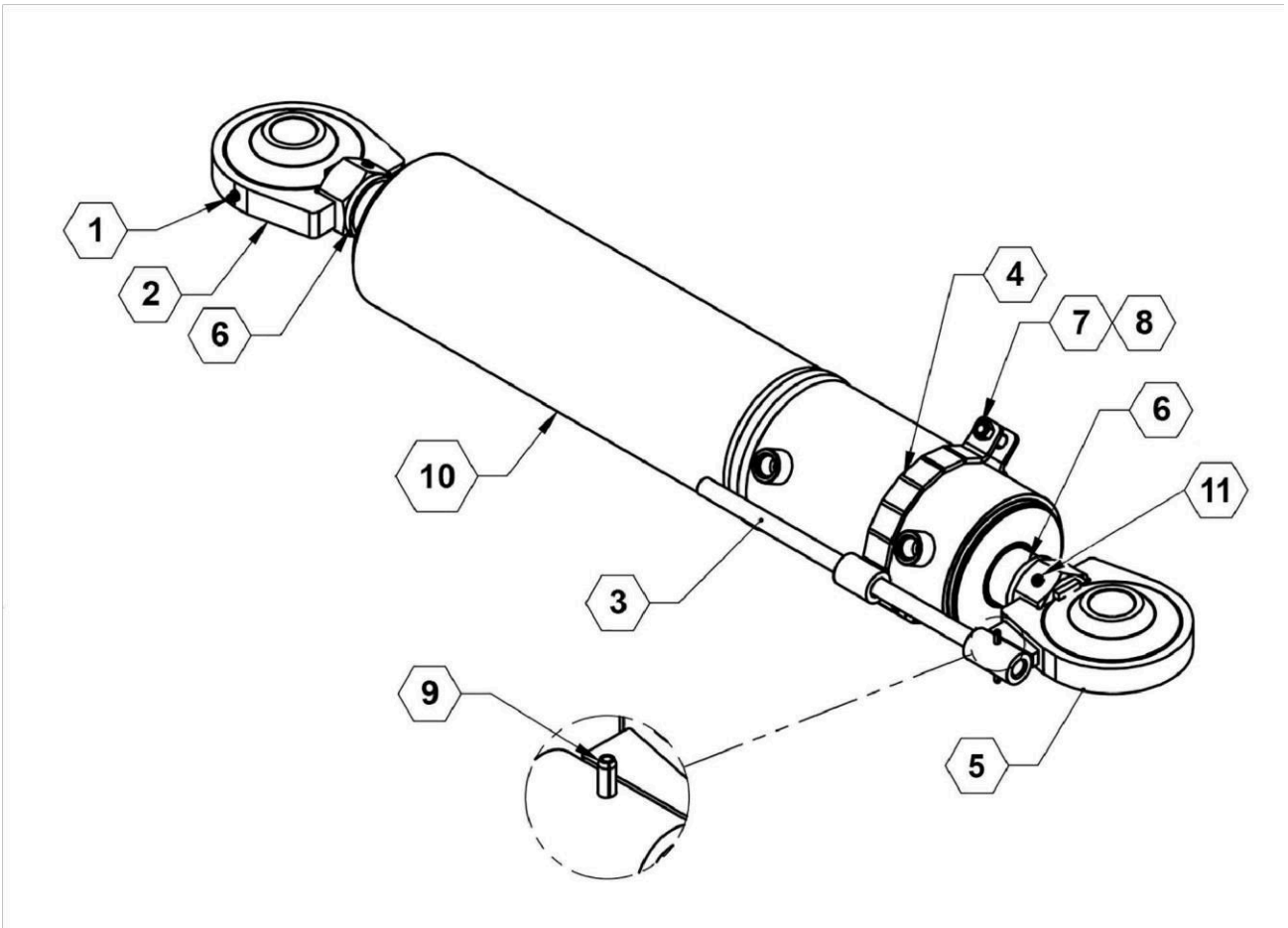
Hydraulic Extension Kit



Parts List 600115: Hydraulic Extension Kit

ITEM	PART NO.	QTY.	DESCRIPTION
1	600115-18-ZN	4	HOSE ASSY, 08-8MORB-8MORB-18
2	610164	4	FITTING, #8 O-RING COUPLER

Inner Wing Cylinder



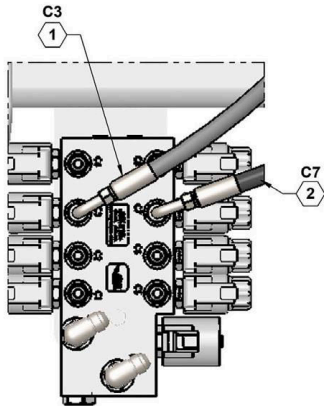
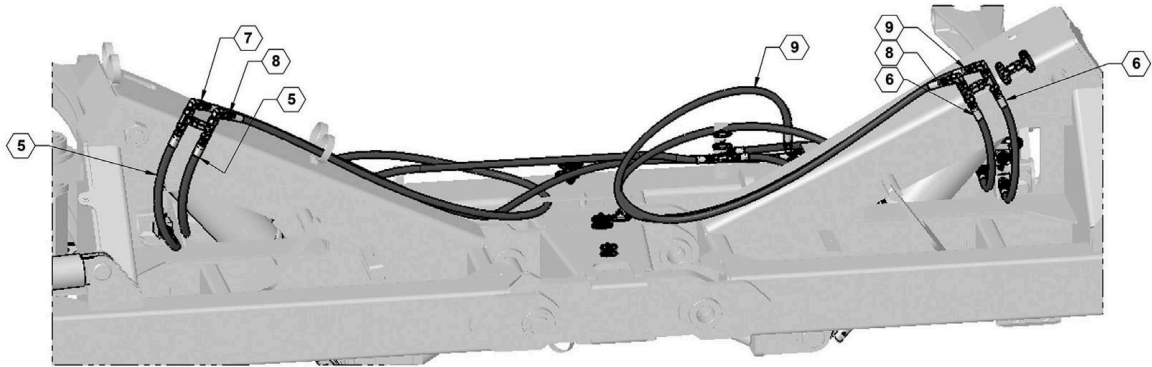
Parts List: Inner Wing Cylinder

ITEM	PART NO.	QTY.	DESCRIPTION
1	759	2	ZERK, 1/4-28 STRAIGHT
2	26171	1	1.5" SPHERICAL BALL
3	26660	1	CYLINDER, ROD, ANTI ROTATION
4	26663	1	CLAMP ANTI-ROTATION
5	26664	1	SPHERICAL BALL ANTI-ROTATION
6	27204	2	SPACER, INNER WING LUG
7	596213M	1	NUT, HEX 3/8-16 MAGNI
8	596328M	1	BOLT, HH 3/8X1-1/2 GR8 MAGNI
9	596746M	1	SPRING PIN 5X50mm MAGNI
10	620094	1	CYLINDER 5" x 5.25/13.25
11	H011673	2	SET SCREW, 3/8"-16 NC X 3/4"

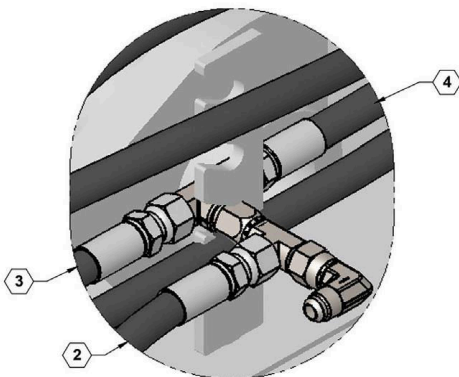
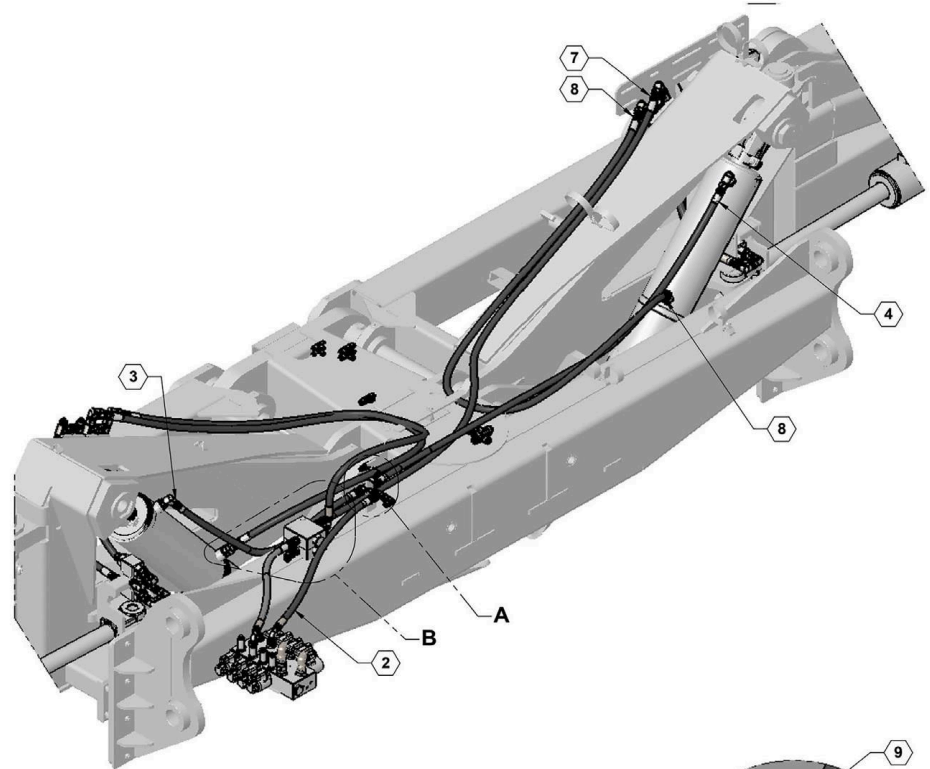
Inner Wing Hydraulic Hoses

INNER WING PRESSURE: BLACK HOSE
 INNER WING RETURN: GRAY HOSE

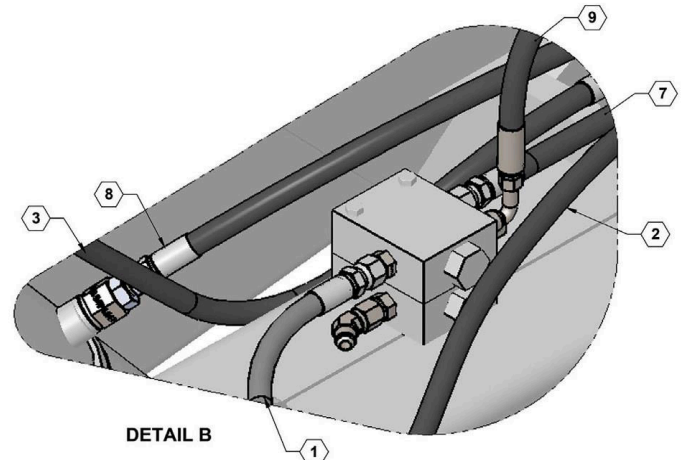
INNER WING HYDRAULIC HOSE ROUTING



FASSE BLOCK



DETAIL A
 BULKHEAD FITTINGS



DETAIL B

Parts List 600100 / 600115: Inner Wing Hydraulic Hoses

ITEM	PART NO.	QTY.	DESCRIPTION
1	600100-23	1	HOSE ASSY, 06-6FJX90-6FJX-18
2	600100-46	1	HOSE ASSY, 06-6FJX90-6FJX-27
3	600100-47	1	HOSE ASSY, 06-6FJX-6FJX-32
4	600100-48	1	HOSE ASSY, 06-6FJX-6FJX-63
5	600115-1	2	HOSE ASSY, 08-8FJX-8FJX-23.5
6	600115-2	2	HOSE ASSY, 06-8FJX-8FJX-22
7	600115-3	1	HOSE ASSY, 06-6FJX-8FJX-77
8	600115-4	2	HOSE ASSY, 06-6FJX-8FJX-80
9	600115-5	1	HOSE ASSY, 06-6FJX90-8FJX-79



ILLUSTRATED PARTS LIST

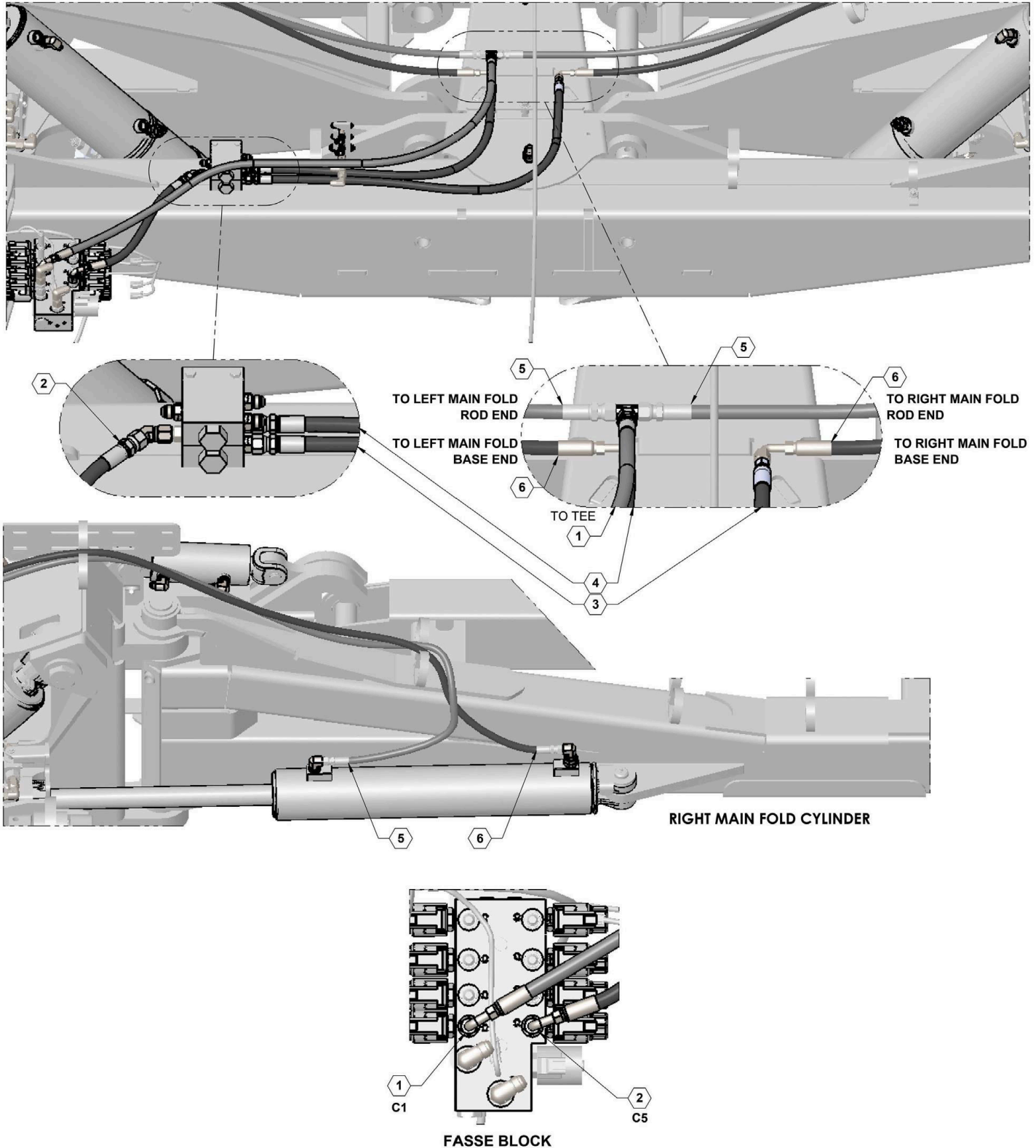
Parts List 600100: Inner Wing Kick and Down Pressure Hoses

ITEM	PART NO.	QTY.	DESCRIPTION
1	600100-26	4	HOSE ASSY, 08-8FJX-8FJX-53
2	600100-27	1	HOSE ASSY, 08-8FJX90-8FJX-62
3	600100-28	1	HOSE ASSY, 08-8FJX90-8FJX-59
4	600100-32	1	HOSE ASSY, 06-8FJX-8FJX-162
5	600100-35	1	HOSE ASSY, 08-8FJX-8MORB-PIONEER-232
6	600100-45	1	HOSE ASSY, 08-8FJX90-8FJX-104

Main Wing Fold Hydraulic Hoses

MAIN FOLD PRESSURE: BLACK HOSE
 MAIN FOLD RETURN: GRAY HOSE

MAIN FOLD HYDRAULIC HOSE ROUTING





ILLUSTRATED PARTS LIST

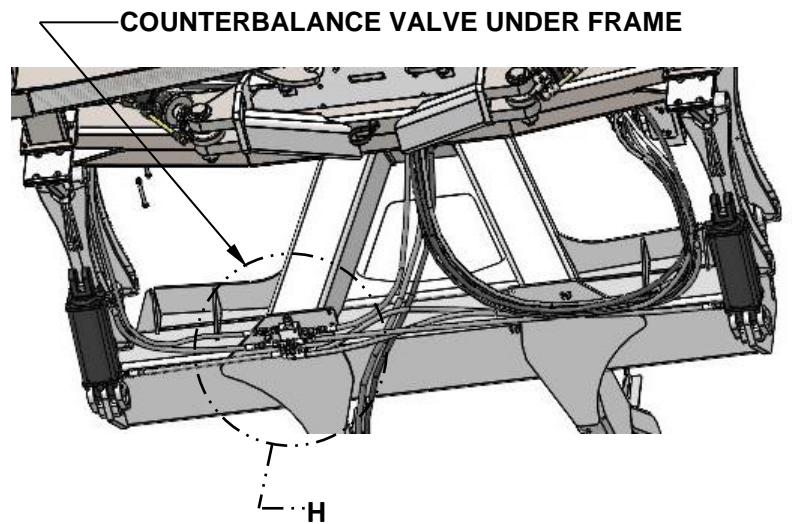
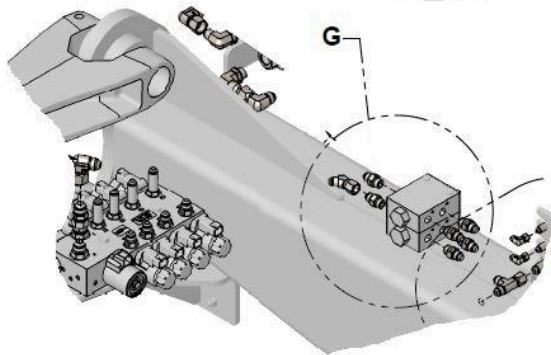
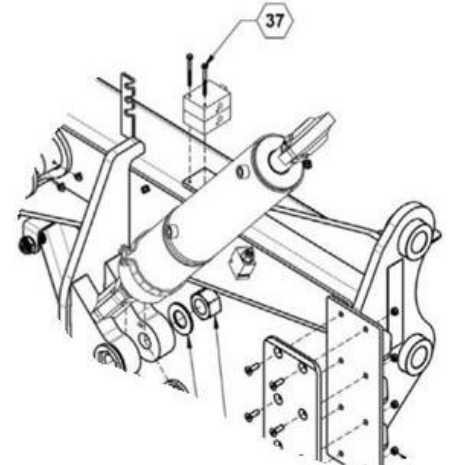
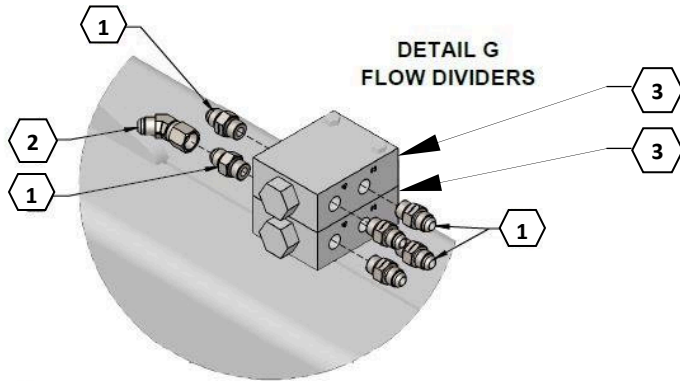
Parts List 600100 / 600115: Main Fold Hydraulic Hoses

ITEM	PART NO.	QTY.	DESCRIPTION
1	600100-13	1	HOSE ASSY, 06-6FJX90-6FJX-54
2	600100-24	1	HOSE ASSY, 06-6FJX90-6FJX-15
3	600100-40	1	HOSE ASSY, 06-6FJX-6MJIC-39
4	600100-44	1	HOSE ASSY, 06-6FJX-6MJIC-32
5	600115-8	2	HOSE ASSY, 06-6FJX-6FJX-115
6	600115-9	2	HOSE ASSY, 06-6FJX-6FJX90-107

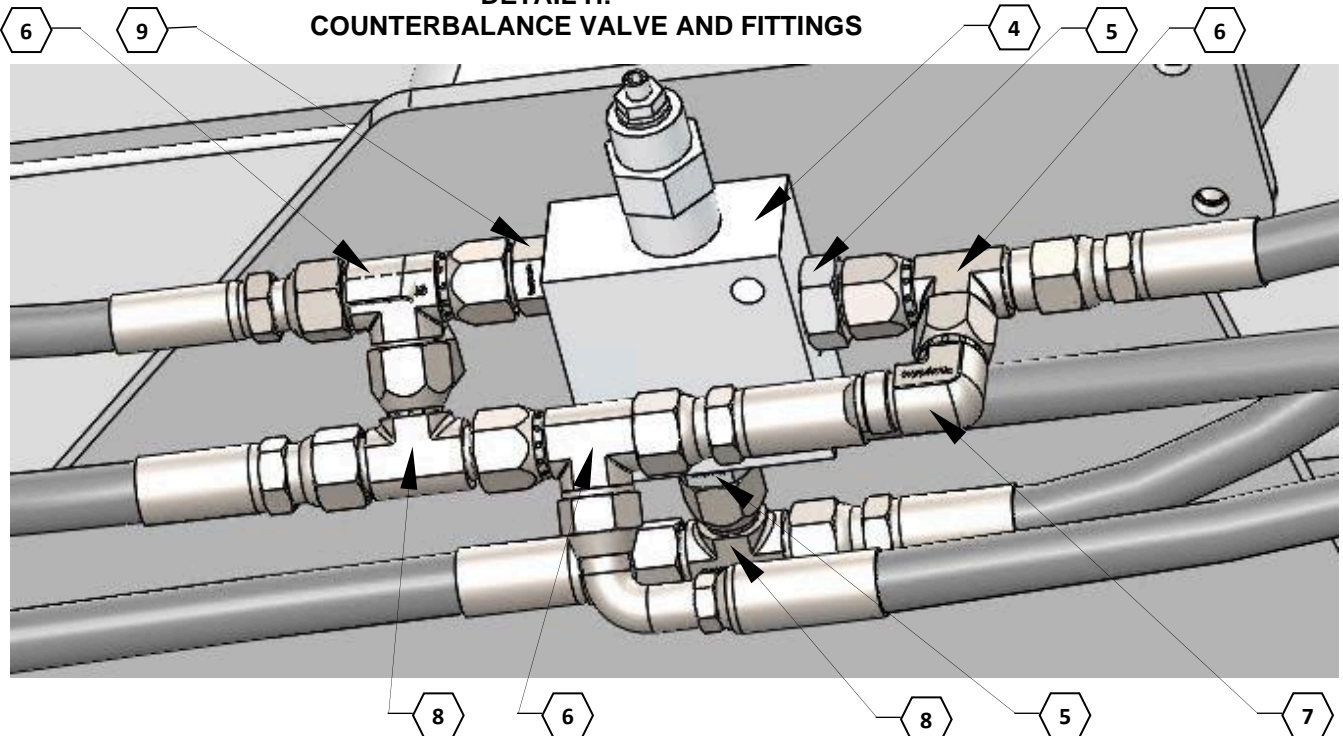
Parts List 28815: Main Wing Fold Valve Assembly

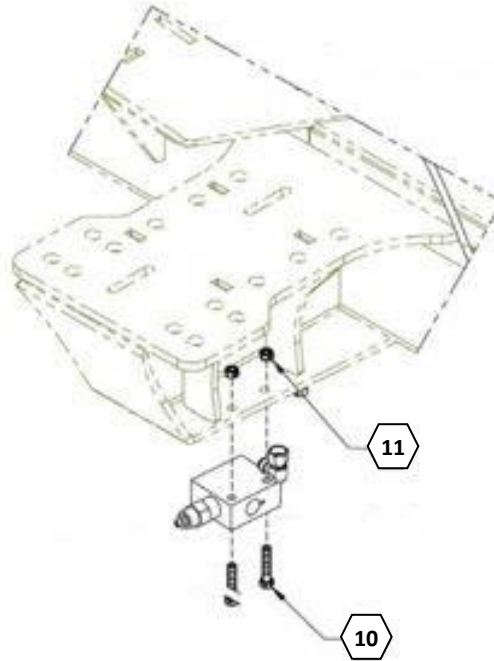
ITEM	PART NO.	QTY.	DESCRIPTION
1	28820	1	WELDMNT, LH VALVE HANDLE
2	28823	1	WLDMNT, RH HANDLE
3	28824	1	PLATE, LH VALVE MOUNT
4	28825	1	PLATE, RH VALVE MOUNT
5	28826	3	PLATE, ADAPTER MOUNT
6	92620A418	1	BOLT, HH 10-32 x 1" FULLY THD
7	596235M	6	NUT, CENTERLOCK, 1/4-20 MAGNI
8	596256M	1	WASHER, FLAT 1/4 USS MAGNI
9	596843M	6	BOLT, HH 1/4-20 X 2 GR5 MAGNI
10	610004	3	JIC #8 UNION TEE
11	610013	6	ADAPTER, -8MJIC X -8MORB
12	610024	10	JIC #8 90 DEG
13	610107	3	#8 JIC SWIVEL BRANCH TEE
14	610147	1	FITTING, #8 JIC UNION
15	610153	3	VALVE, MANUAL SHUT OFF
16	630054	3	CHECK VALVE, -8MJIC x -8FJIC

Flow Dividers and Counterbalance Valve



**DETAIL H:
COUNTERBALANCE VALVE AND FITTINGS**



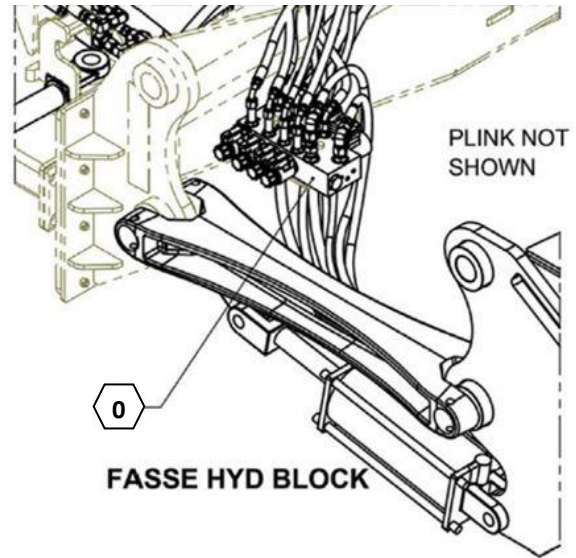


COUNTERBALANCE VALVE

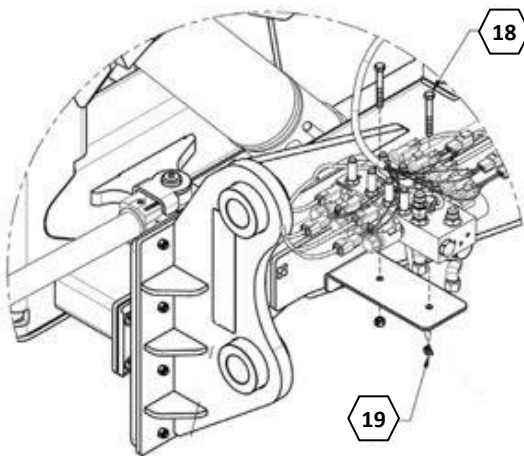
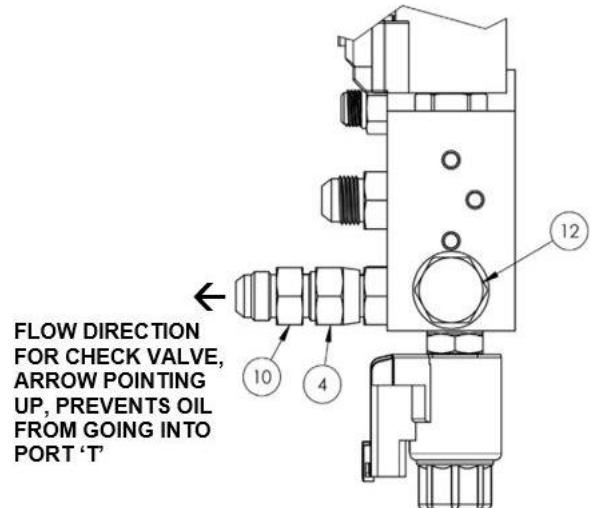
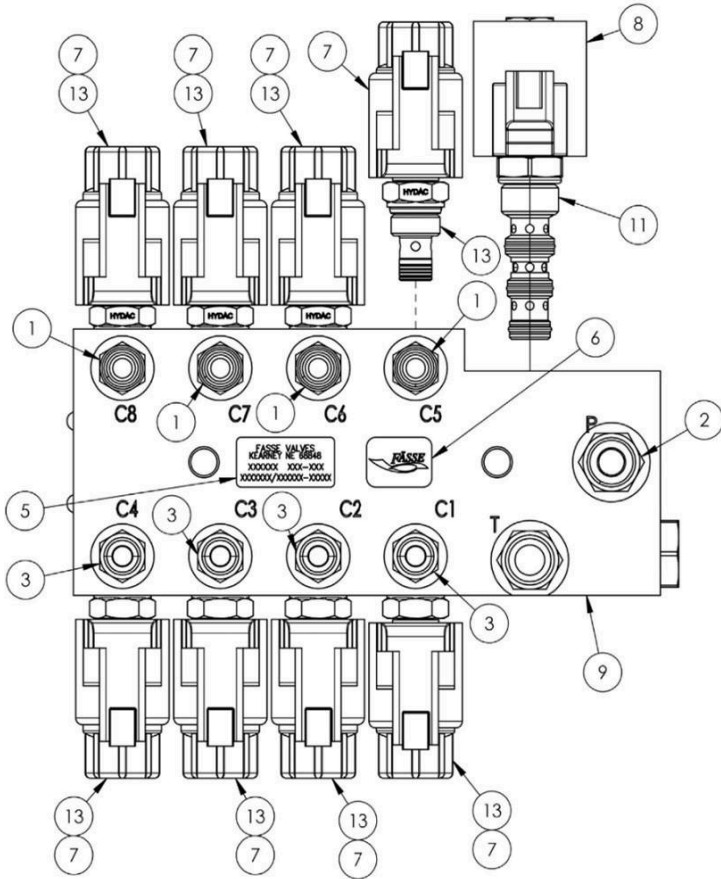
Parts List: Flow Dividers and Counterbalance Valve

ITEM	PART NO.	QTY.	DESCRIPTION
1	610010	6	ADAPTER, -6MJIC X -6MORB
2	610142	1	#6 JIC SWIVEL ELBOW 45 DEG
3	630035	2	FLOW DIVIDER
4	500049	1	VALVE, COUNTERBALANCE
4	VBSN-12U	1	COUNTERBALANCE VALVE CARTRIDGE
5	610060	2	JIC #8 TO ORING #10
6	610053	3	JIC #8 SWIVEL RUN TEE
7	610024	1	JIC #8 90 DEG
8	610107	2	#8 JIC SWIVEL BRANCH TEE
9	610012	1	JIC #8 TO ORING #6
10	596130M	2	BOLT, HH 3/8-16 X 2 GR5 MAGNI
11	596237M	2	NUT, CENTERLOCK 3/8-16 MAGNI

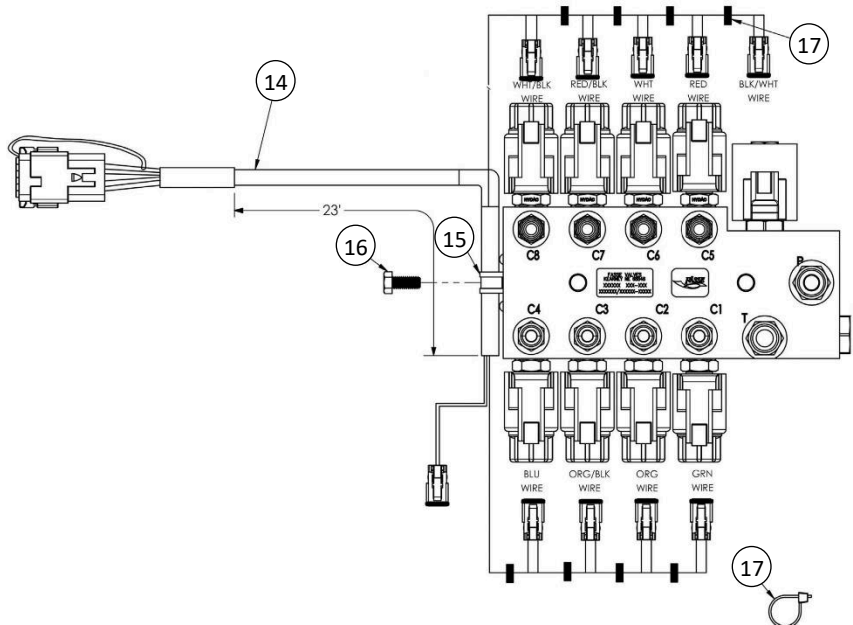
Fasse Hydraulic Block



FASSE HYD BLOCK



FASSE HYD BLOCK



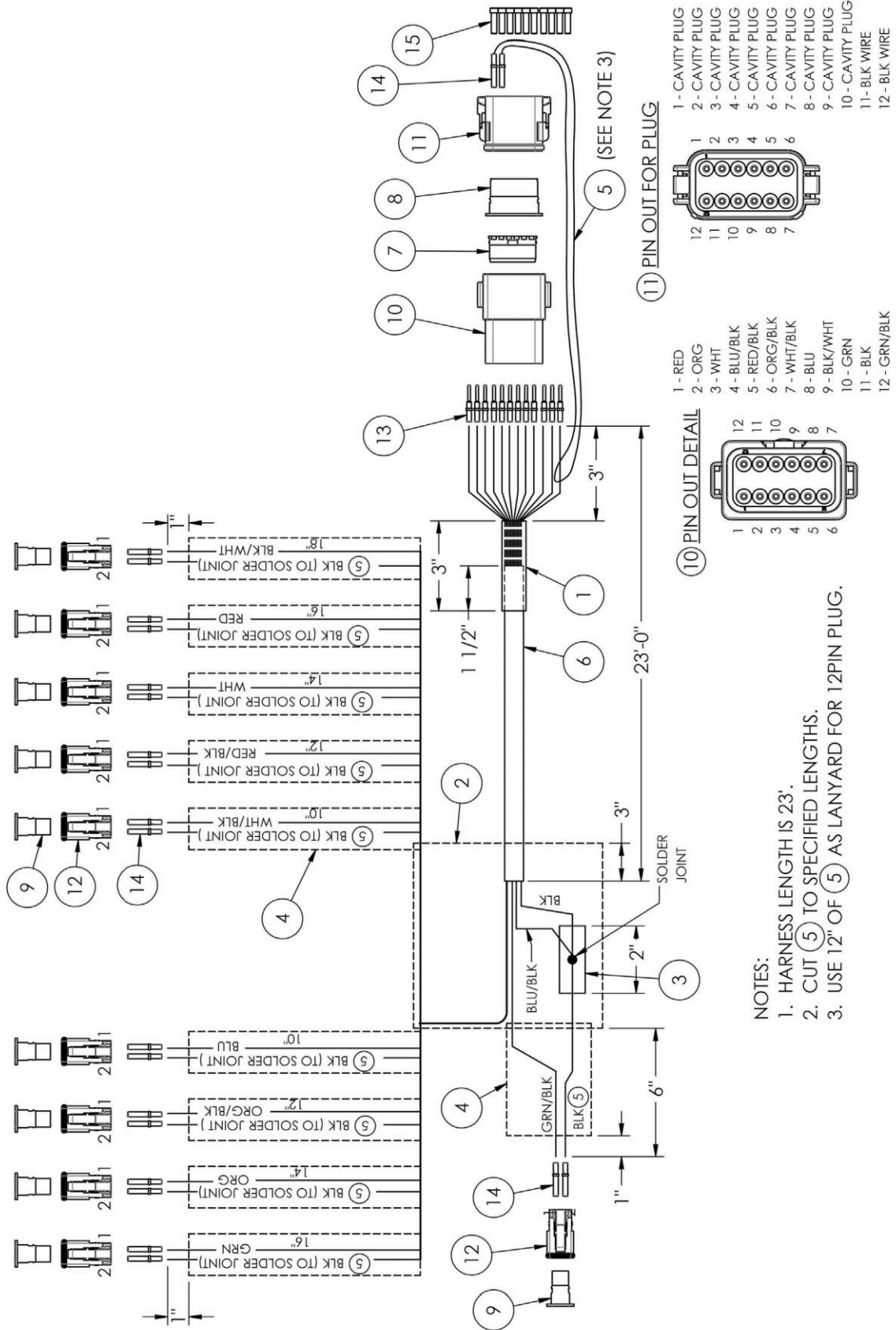


ILLUSTRATED PARTS LIST

Parts List 630056: Fasse Hydraulic Block

ITEM	PART NO.	VENDOR PART NO.	QTY.	DESCRIPTION
0	630056		1	ASSY, HYDRAULIC VALVE CAB FOLD BOX KIT
				NOTE: INCLUDES BLOCK, CAB FOLD BOX AND FOLD BOX 12-PIN ELECTRICAL HARNESS.
				NOTE: SEE HYDRAULIC BLOCK ASSEMBLY.
				NOTE: SEE CAB FOLD BOX.
0		302-822	1	HYDRAULIC BLOCK (ITEMS 1-13)
1	610010	210-393	4	FITTING 6400-6-6/S-MJ-MO ZINC NICKEL PLATED
2	610013	210-398	1	FITTING 6400-8-8/S-MJ-MO ZINC NICKEL PLATED
3	610103	210-440	4	FITTING 6400L-6-6/S-MJ-MO ZINC NICKEL PLATED
4	610083	210-441	1	FITTING 6402-8-8/S-MO-FJSW
5		232-050	1	DECAL S/N SILVER
6		232-058	1	DECAL FASSE BLACK/GOLD 1"X.75"
7		253-046	8	COIL HY 03012600 INTG DUET RCPT 12V 1.5A
8		253-421	1	COIL H/F 4301892 D-10 INTG DEUT DTR 12V 1.67A DIODE
9		270-092	1	HYDRAULIC BLOCK S11204-2 4CIR AL BYPASS 804
10	630043	271-040	1	CHECK VALVE VON 1908-8-8/S-MJ-MJ ZINC NICKEL
11		273-008	1	CARTRIDGE H/F SV10-40-0-N-00 SPL 4W 2P
12		273-012	1	CARTRIDGE H/F CP10-20-N CAVITY PLUG 2W
13		273-077	8	CARTRIDGE HY WS08W-01-C-N-0 BI DIR POP 2/2 NC
14	FV304143	304-143	1	12-PIN FASSE BLOCK ELECTRICAL HARNESS
15		255-026	1	LOOM CLAMP .50"ID
16		212-025	1	BOLT 5/16"-18X.75"
17		214-002	11	CABLE TIE BLACK 8.5"
18	596132M		2	BOLT, HH 3/8-16 X 3 GR5 MAGNI
19	596237M		2	NUT, CENTERLOCK 3/8-16 MAGNI

Fasse Block 12-Pin Electrical Harness





ILLUSTRATED PARTS LIST

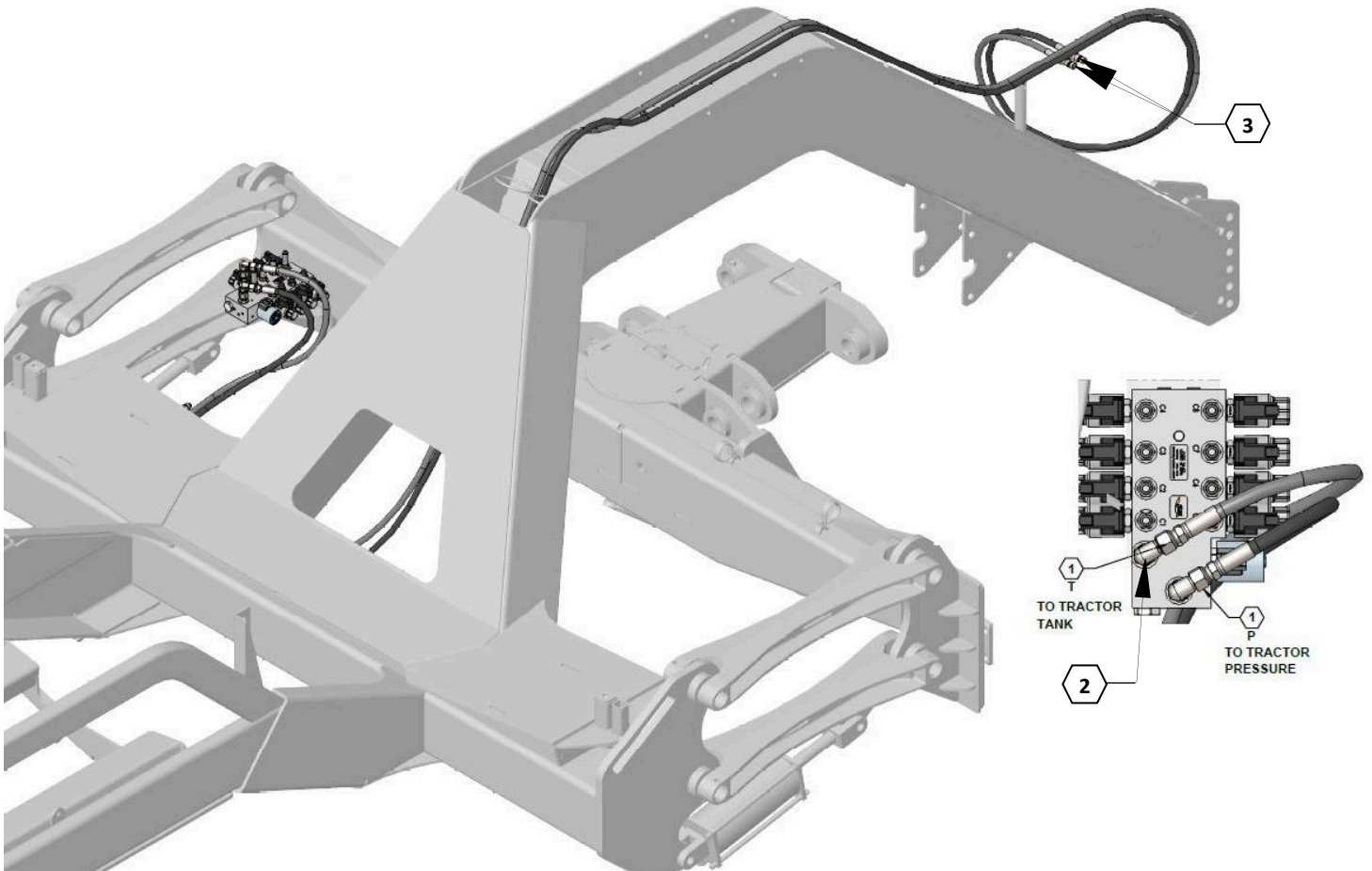
Parts List: Fasse Block 12-Pin Electrical Harness

ITEM	PART NO.	VENDOR PART NO.	QTY.	DESCRIPTION
0		304-143	1	FASSE VALVE HARNESS
1		231-009	3"	SHRINK TUBING .500" BLACK
2		231-011	6"	SHRINK TUBING .750" BLACK DUAL WALL
3		231-013	1"	SHRINK TUBING .250" BLACK DUAL WALL
4		231-187	128"	SHRINK TUBING .187" BLACK
5		252-058	14'	WIRE 18GA BLACK
6		252-064	25'	CABLE 12CONNECTOR 18GA PVC GRAY
7		255-214	1	CONNECTOR DEUTSCH LOCK WEDGE 12 PIN DTR GREEN
8		255-215	1	CONNECTOR DEUTSCH LOCK WEDGE 12 PIN DTP ORANGE
9		255-505	10	CONNECTOR DEUTSCH LOCK WEDGE 2 PIN DTP ORANGE
10		255-755	1	CONNECTOR DEUTSCH DT RCPT 12 PIN KEY A
11		255-756	1	CONNECTOR DEUTSCH DT PLUG 12 PIN KEY A
12		255-801	10	CONNECTOR DEUTSCH DT PLUG 2 PIN
13		255-977	12	CONNECTOR DEUTSCH PIN 16-18GA
14		255-978	22	CONNECTOR DEUTSCH SOCKET 16-18GA
15		255-979	10	CONNECTOR DEUTSCH CAVITY PLUG

Fasse Block Pressure and Tank Hoses

PRESSURE: BLACK HOSE
RETURN: GRAY HOSE

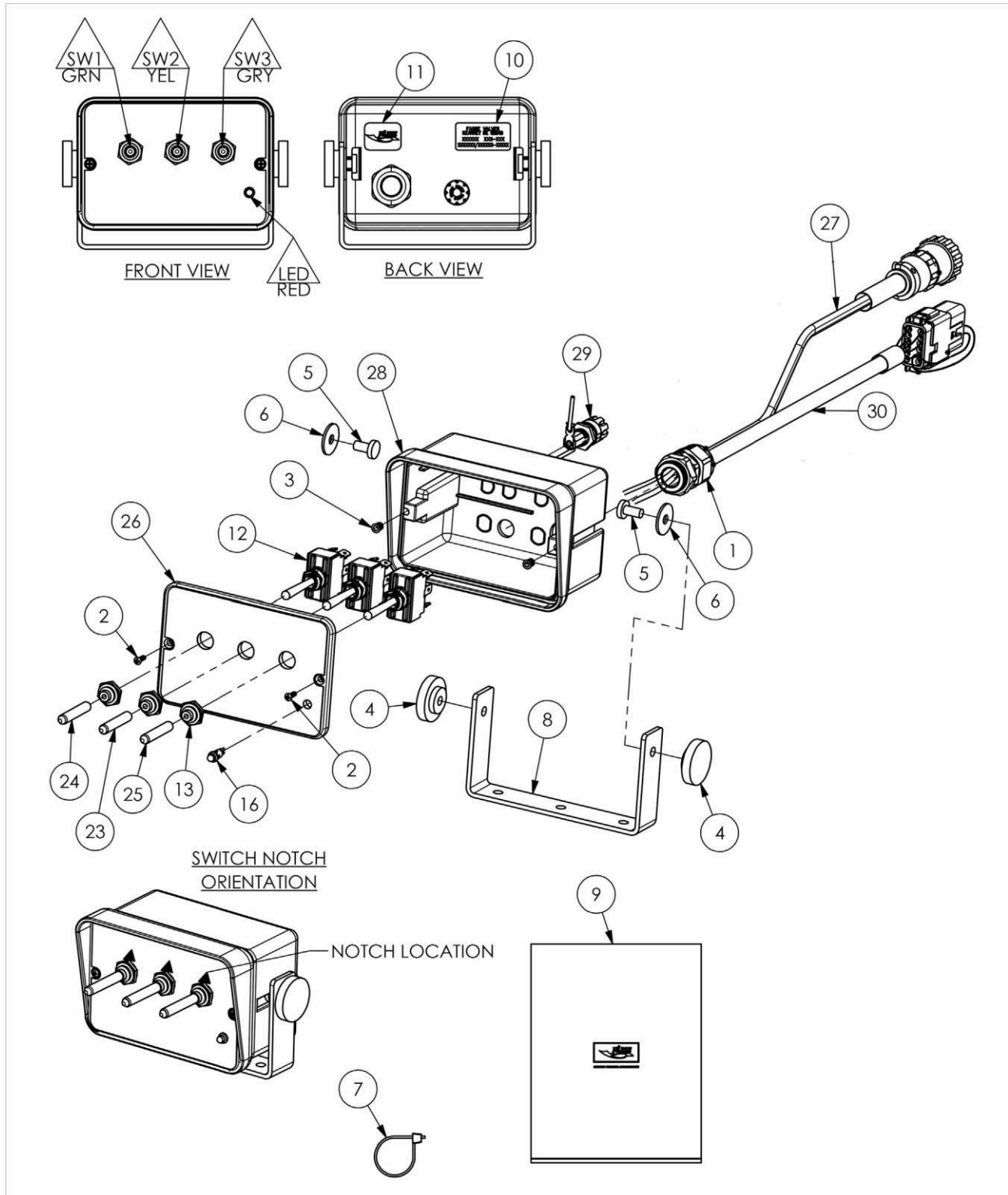
FASSE BLOCK HYDRAULIC HOSE ROUTING



Parts List 600100: Fasse Block Pressure and Tank Hoses

ITEM	PART NO.	QTY.	DESCRIPTION
1	600100-39	2	HOSE ASSY, 06-8FJX-8MOR-PIONEER-295
2	610024	1	JIC #8 90 DEG
3	520048	2	PIONEER COUPLER #8 FORB

Cab Fold Box



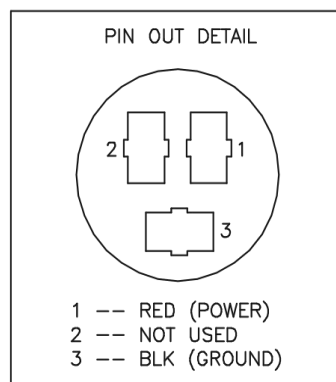



ILLUSTRATED PARTS LIST

Cab Fold Box Parts List

ITEM	PART NO.	VENDOR PART NO.	QTY.	DESCRIPTION
0		304-141	1	SWITCH BOX COMPLETE (ITEMS 1-30)
1		210-710	1	STRAIN RELIEF HEYCO .23"-.54"ID, HOLE DIAMETER .886"
2		212-184	2	SCREW PHILLIPS PAN #6-32X3/8" BLACK
3		212-202	2	SCREW INSERT BRASS #6-32X3/8"
4		212-215	2	KNOB FEMALE 1/4"-20
5		212-231	2	SCREW WELDED 1/4"-20X.625"
6		213-335	2	WASHER NYLON FLAT 1/4"-20
7		214-002	3	CABLE TIE BLACK 8.5"
8		219-300	1	BRACKET, MONITOR BLACK ALUMINUM
9		230-057	1	BAG POLY 14X18 2MIL LOGO
10		232-050	1	DECAL S/N SILVER
11		230-058	1	FASSE DECAL
13		250-023	3	BOOT TOGGLE 15/32" OPEN BACK
16		254-350	1	LED RED T-1 3/4 PANEL MOUNT 12V 6" LEADS
23		259-022	1	GRIP TOGGLE VINYL YELLOW .187"
24		259-023	1	GRIP TOGGLE VINYL GREEN .187"
25		259-027	1	GRIP TOGGLE VINYL GRAY .187"
26		304-040	1	ENCL DRILL FP MONITOR SW3 F00204
27		304-001	1	HARNESS 2 CON 14GA AMP PLUG 3P(2) 8'
28		319-725	1	ENCLOSED MONITOR BOX 4.75"X3"X2"
29		319-769	1	FUSE HOLDER ASSEMBLY AGC 10A 250V
30		320-714	1	HARNESS 12CON 18GA KEY A DTP12P(12) 11' END CAP F00204

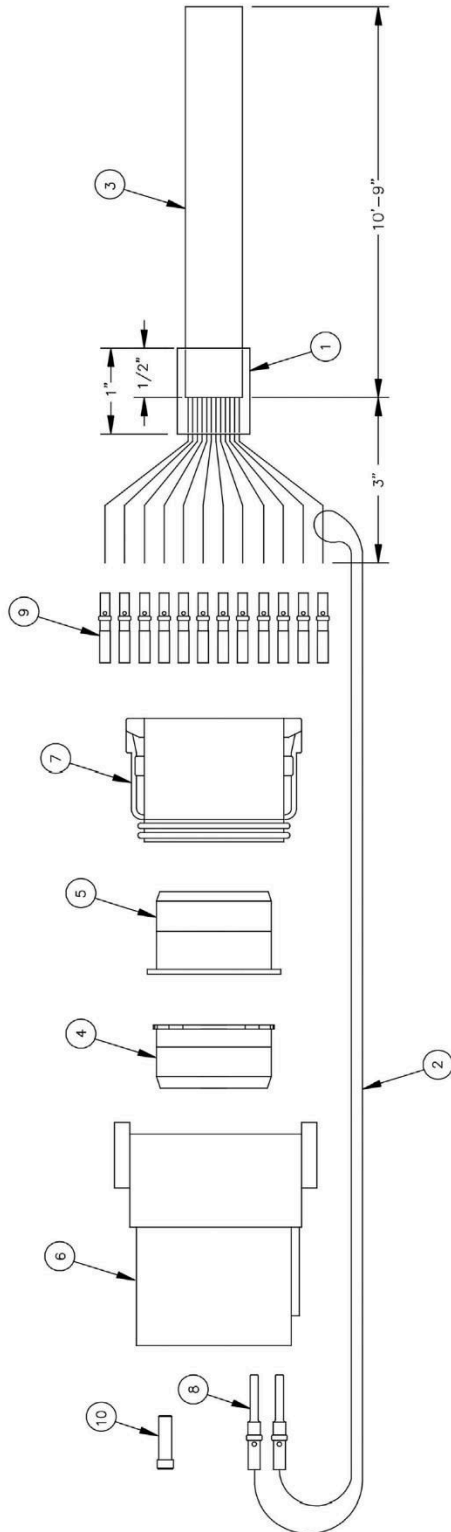
Cab Fold Box Power Harness



Parts List: Cab Fold Box Power Harness

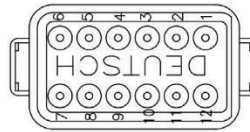
ITEM	PART NO.	QTY.	DESCRIPTION
1	230-250	2"	SHRINK TUBING .250 BLACK
2	252-021	8'	WIRE RED/BLACK 16 GA ZIP
3	255-043	1	CENTER 16 PIN SHELL #17
4	255-233	1	CENTER AMP SOCKET
5	255-549	1	CENTER SERIES 3 17-3 PLUG

Cab Fold Box Electrical Harness



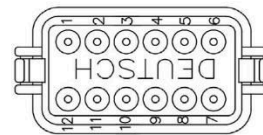
PIN OUT DETAIL FOR RECEPT

- 1-CAVITY PLUG
- 2-CAVITY PLUG
- 3-CAVITY PLUG
- 4-BLK WIRE
- 5-CAVITY PLUG
- 6-CAVITY PLUG
- 7-CAVITY PLUG
- 8-CAVITY PLUG
- 9-CAVITY PLUG
- 10-CAVITY PLUG
- 11-BLK WIRE
- 12-CAVITY PLUG



PIN OUT DETAIL FOR PLUG

- 1-RED
- 2-ORG
- 3-WHT
- 4-BLU/BLK
- 5-RED/BLK
- 6-ORG/BLK
- 7-WHT/BLK
- 8-BLU/BLK
- 9-BLK/WHT
- 10-GRN
- 11-BLK
- 12-GRN/BLK





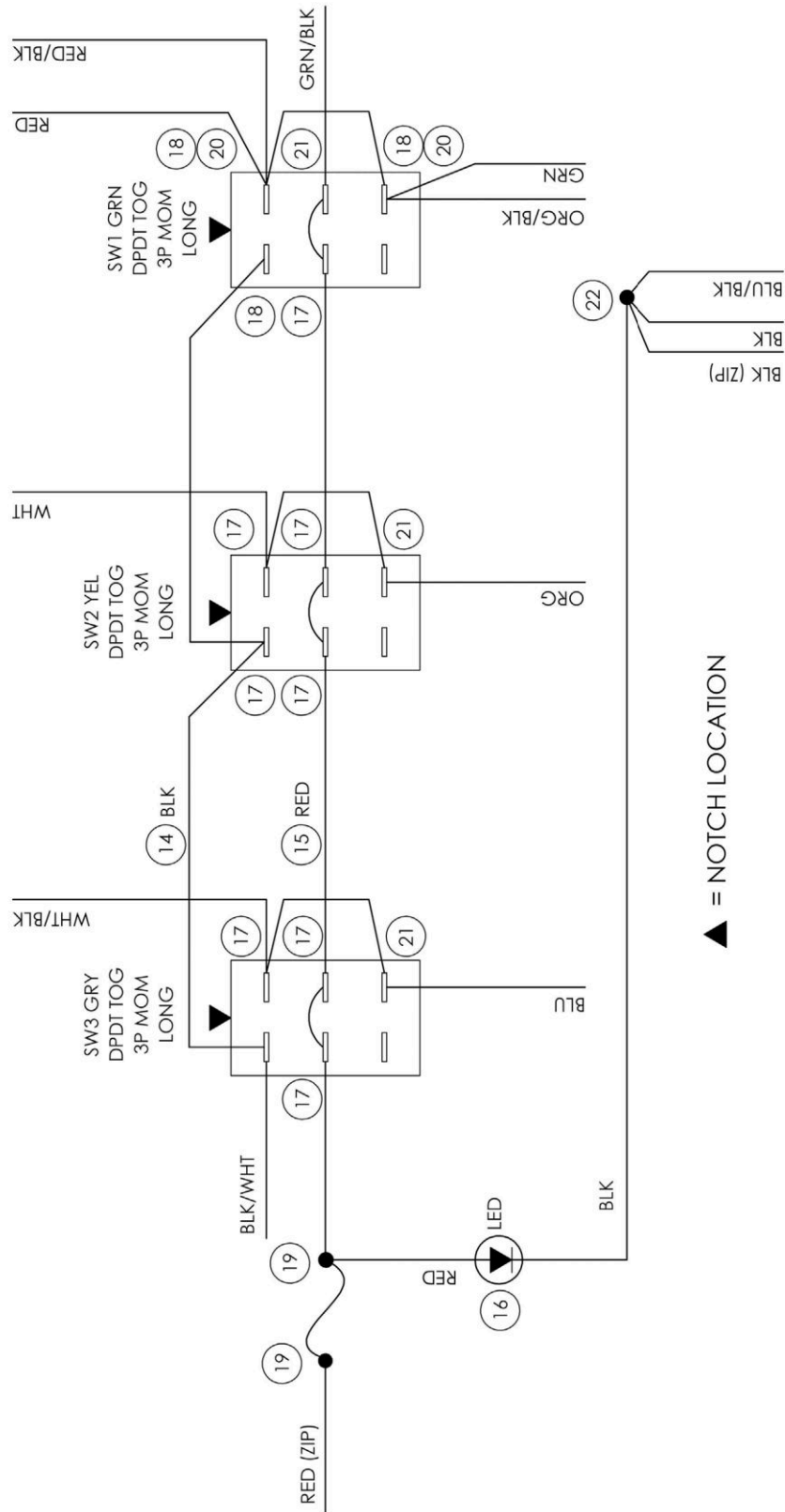
ILLUSTRATED PARTS LIST

Parts List: Cab Fold Box Electrical Harness

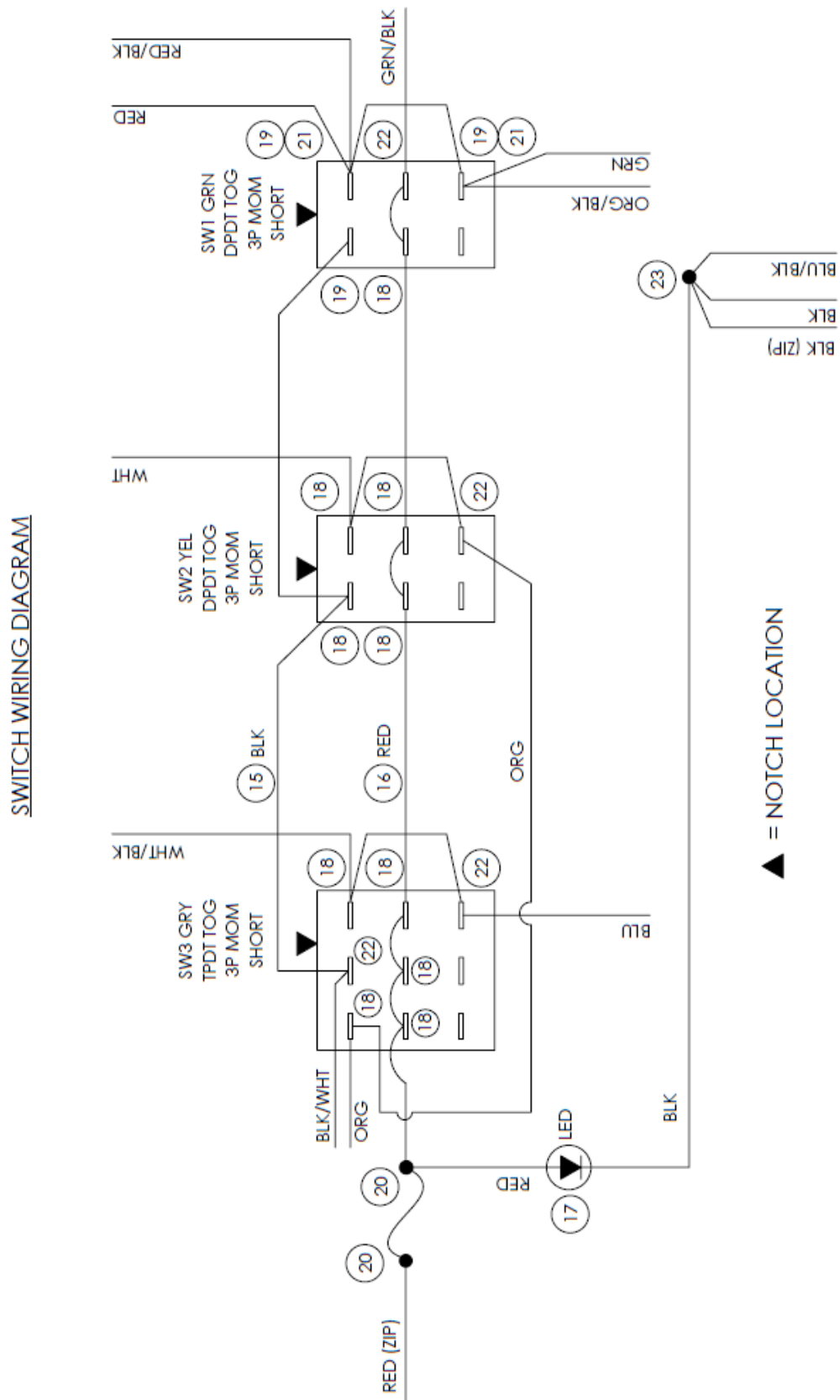
ITEM	PART NO.	VENDOR PART NO.	QTY.	DESCRIPTION
0		320-714	1	COMPLETE HARNESS (ITEMS 1-10)
1		231-009	1"	SHRINK TUBING .500" BLACK
2		252-058	12"	WIRE 18GA BLACK
3		252-064	11'	CABLE 12CONNECTOR 18GA PVC GRAY
4		255-214	1	CONNECTOR DEUTSCH LOCK WEDGE 12 PIN DTR GREEN
5		255-215	1	CONNECTOR DEUTSCH LOCK WEDGE 12 PIN DTP ORANGE
6		255-755	1	CONNECTOR DEUTSCH DT RCPT 12 PIN KEY A
7		255-756	1	DT PLUG 12P KEY A
8		255-977	2	PIN 16-18GA
9		255-978	12	SOCKET 16/18GA
10		255-979	10	CAVITY PLUG

Cab Fold Box Electrical Wiring Diagram – Through MY23

SWITCH WIRING DIAGRAM



Cab Fold Box Electrical Wiring Diagram – Beginning MY24



Parts List: Cab Fold Box Electrical Wiring Diagram

ITEM	PART NO.	VENDOR PART NO.	QTY.	DESCRIPTION
0		304-141	1	SWITCH BOX COMPLETE (ITEMS 1-30)
14		252-058	12"	WIRE 18 GAUGE BLACK
15		252-059	14"	WIRE 18 GAUGE RED
16		254-350	1	LED RED T-1 3/4 PANEL MOUNT 12V 6" LEADS
17		255-002	8	TERMINAL PO T-TAP F 18-14GA
18		255-006	3	TERMINAL PO F INS 22-18GA
19		255-030	2	TERMINAL SPLICE CLOSED END 16-18GA
20		255-070	2	TERMINAL PO M/F 16-14GA
21		255-119	3	TERMINAL PO F INS 16-14GA
22		255-285	1	TERMINAL SPLICE CLOSED END LARGE 14-16GA



ILLUSTRATED PARTS LIST

Cab Fold Box Operation and Pin-out – Through MY23

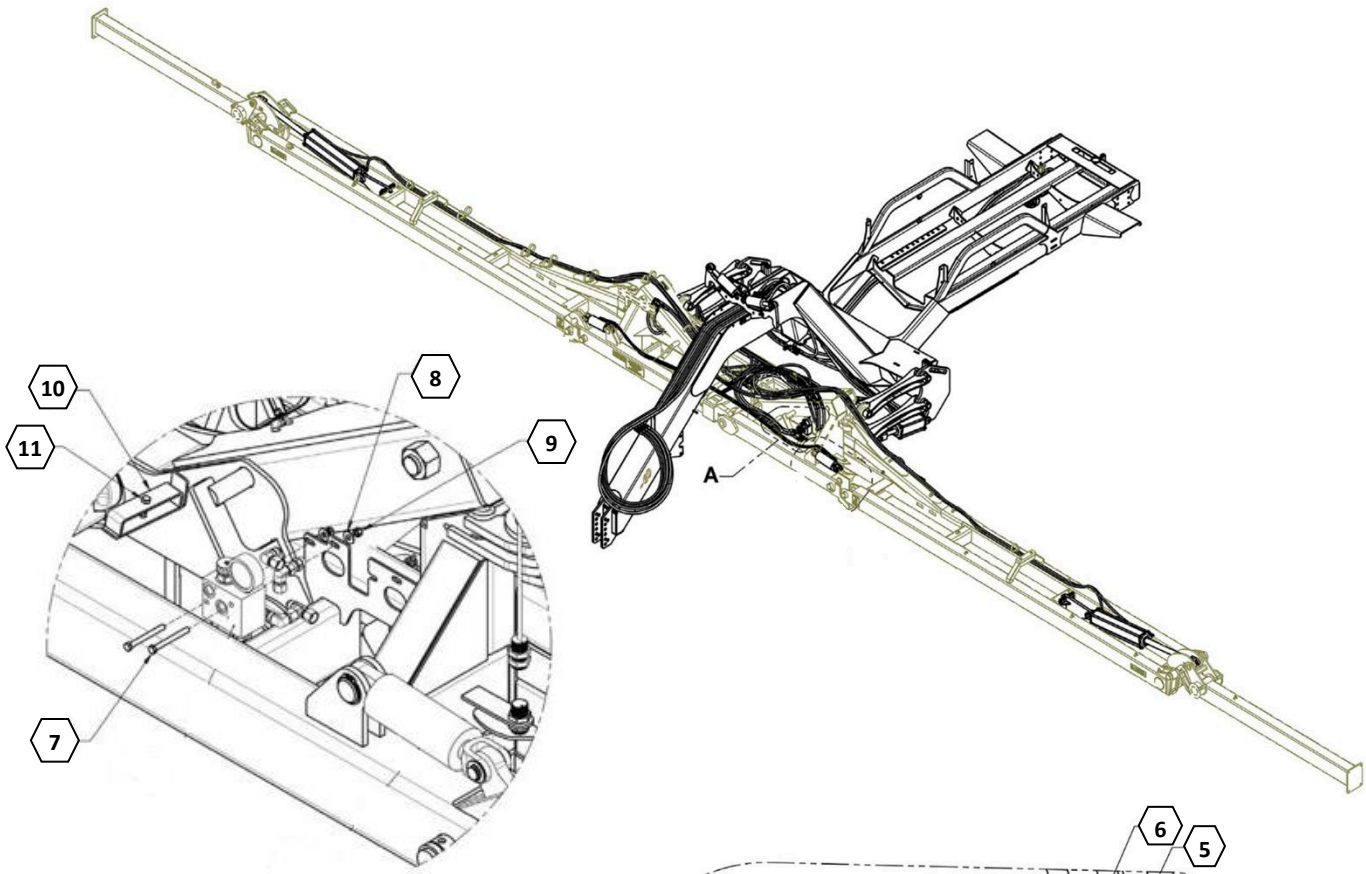
Through MY23 Pinout Table - A Series Fold Block (Correlates to Fasse 304-141 and 303-228, Fast PN: 630056)						
Switch No.	Switch Pos	Signal Wires	Conn Pin-Out	Hydraulic Circuit		Function
				Pressure Port	Tank Port	
1 - Green	Up	Red, Red/Black, Orange/Black, Green	1, 5, 6, 10	C1, C3	C5, C7	Main Wings - Transport
	Center	-----	-----	-----	-----	OFF
	Down	Red, Red/Black, Orange/Black, Green, Black/White	1, 5, 6, 10, 9	C5, C7	C1, C3	Main Wings - Field
2 - Yellow	Up	White, Orange	3, 2	C2	C6	Latches - Transport
	Center	-----	-----	-----	-----	OFF
	Down	White, Orange, Black/White	3, 2, 9	C6	C2	Latches - Field
3 - Grey	Up	Blue, White/Black	8, 7	C4	C8	Flip Wings - Transport
	Center	-----	-----	-----	-----	OFF
	Down	Blue, White/Black, Black/White	8, 7, 9	C8	C4	Flip Wings - Field

Cab Fold Box Operation and Pin-out – Beginning MY MY23

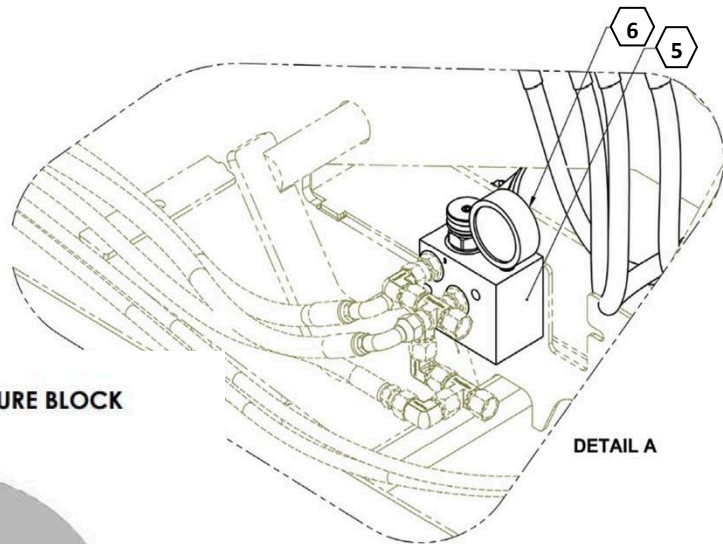
Beginning MY24 Pinout Table - A Series Fold Block (Correlates to Fasse 304-141 and 303-228, Fast PN: 630056)						
Switch No.	Switch Pos	Signal Wires	Conn Pin-Out	Hydraulic Circuit		Function
				Pressure Port	Tank Port	
1 - Green	Up	Red, Red/Black, Orange/Black, Green	1, 5, 6, 10	C1, C3	C5, C7	Main Wings - Transport
	Center	-----	-----	-----	-----	OFF
	Down	Red, Red/Black, Orange/Black, Green, Black/White	1, 5, 6, 10, 9	C5, C7	C1, C3	Main Wings - Field
2 - Yellow	Up	White, Orange	3, 2	C2	C6	Latches - Transport
	Center	-----	-----	-----	-----	OFF
	Down	White, Orange, Black/White	3, 2, 9	C6	C2	Latches - Field
3 - Grey	Up	Blue, White/Black	8, 7	C4	C8	Flip Wings - Transport
	Center	-----	-----	-----	-----	OFF
	Down	Blue, White/Black, Black/White, White, Orange	8, 7, 9, 3, 2	C8, C6	C4, C2	Flip Wings/Latches - Field

Function	Wire Color	Conn Pin-Out
Ground Wires	Black	11
	Blue/Black	4
Constant Power	Green/Black	12

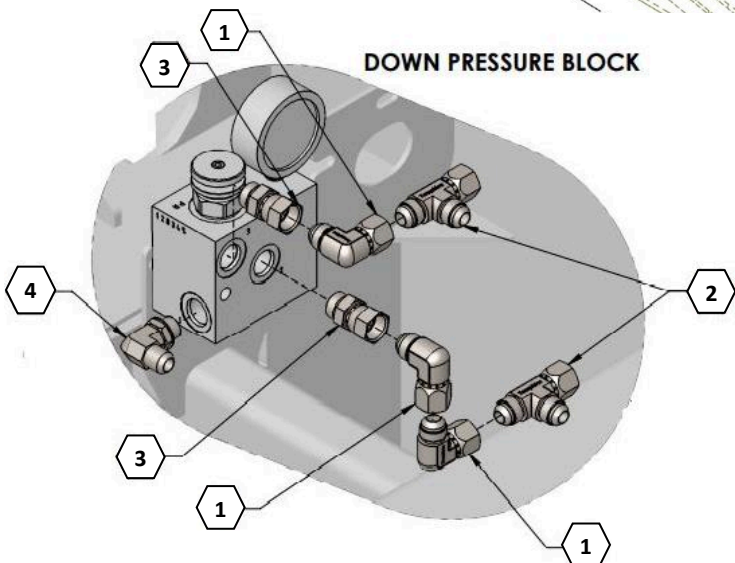
Inner Wing Down Pressure Valve



DOWN PRESSURE MANIFOLD



DETAIL A



DOWN PRESSURE BLOCK

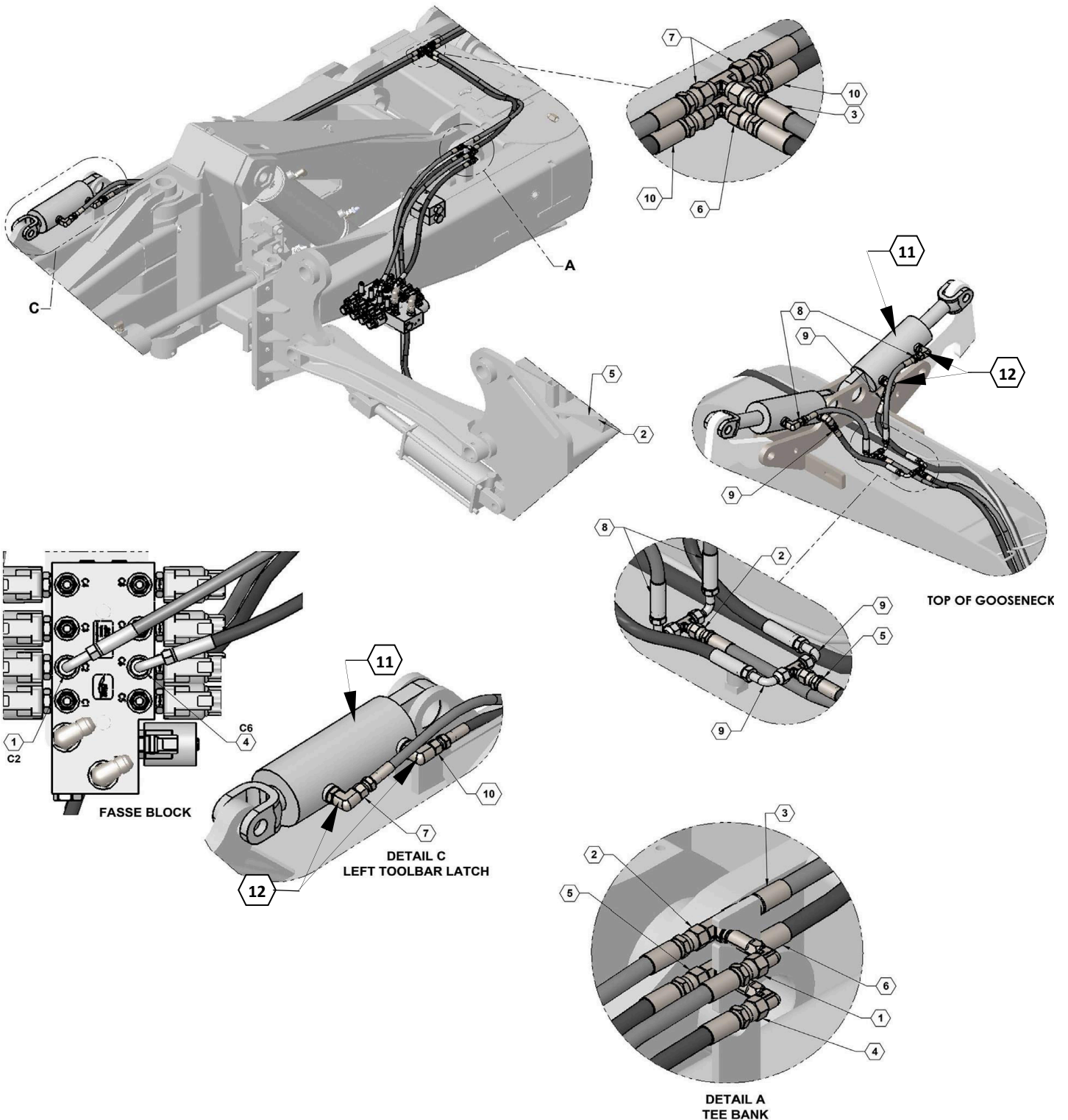
Parts List: Inner Wing Down Pressure Valve

ITEM	PART NO.	QTY.	DESCRIPTION
1	610024	3	JIC #8 90 DEG
2	610053	2	JIC #8 SWIVEL RUN TEE
3	610083	2	FITTING #8 ORB X #8 JICF
4	610097	1	#8 JIC TO #8 O-RING 90
5	630041	1	MANIFOLD, HYDRAULIC DOWN PRESSURE
5	PRH121K20	1	PRESSURE REDUCING VALVE
5	CVH103P	1	CHECK VALVE C10
5	11441-015	1	.015 ORIFICE
6	790052	1	PRESSURE GAUGE, 3000 PSI
7	596133M	2	BOLT, HH 3/8 X 3-1/2 GR5 MAGNI
8	596258M	2	WASHER, FLAT 3/8 MAGNI
9	596237M	2	NUT, CENTERLOCK 3/8-16 MAGNI
10	26813	1	PLATE, HOSE HOLD DOWN
11	596130M	1	BOLT, HH 3/8-16 X 2 GR5 MAGNI

Toolbar Wing Latch and Gooseneck Latch Cylinders and Hoses

LATCH PRESSURE: BLACK HOSE
 LATCH RETURN: GRAY HOSE

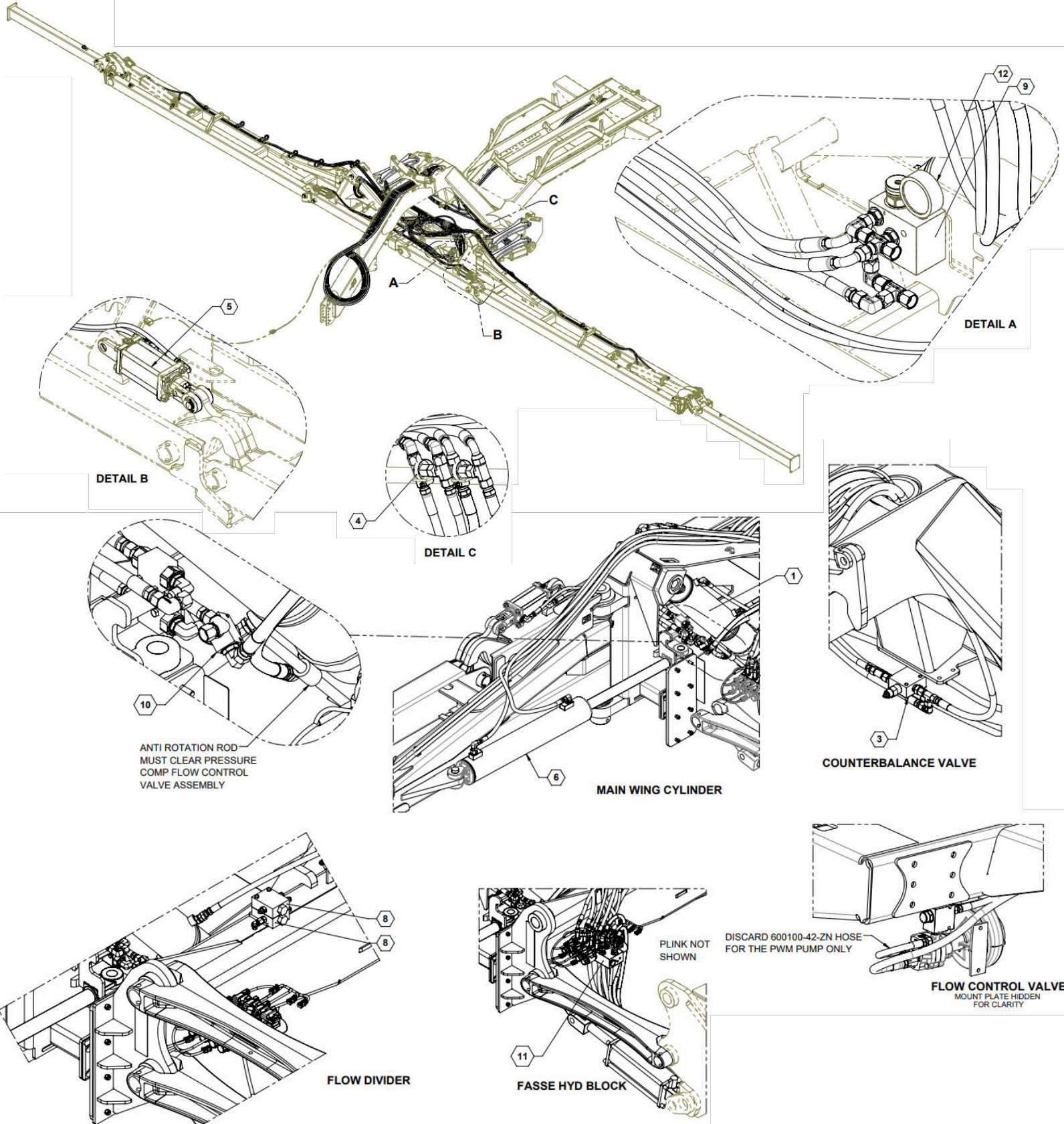
LATCH CYLINDERS HYDRAULIC HOSE ROUTING



Parts List 600100: Toolbar Latch and Gooseneck Latch Cylinders and Hoses

ITEM	PART NO.	QTY.	DESCRIPTION
1	600100-7	1	HOSE ASSY, 04-6FJX90-4FJX-30
2	600100-8	1	HOSE ASSY, 04-4FJX-4FJX-168
3	600100-9	1	HOSE ASSY, 04-4FJX-4FJX-36
4	600100-10	1	HOSE ASSY, 04-6FJX90-4FJX-27
5	600100-11	1	HOSE ASSY, 04-4FJX-4FJX-159
6	600100-12	1	HOSE ASSY, 04-4FJX-4FJX-35
7	600100-19	2	HOSE ASSY, 04-6FJX-4FJX-66
8	600100-20	2	HOSE ASSY, 04-4FJX90-6FJX-15
9	600100-21	2	HOSE ASSY, 04-4FJX90-6FJX-13
10	600100-22	2	HOSE ASSY, 04-6FJX-4FJX-60
11	620026	4	CYLINDER 3X4 CUSTOM WING LATCH
11	34324	2	ASSY, SINGLE LUG TIE ROD CYLINDER
12	610030	8	JIC #6 TO ORING #8 90 DEG

Hydraulics Assembly, Standard Tie Rod Latch Cyl.



DETAIL B

DETAIL C

DETAIL A

ANTI ROTATION ROD
MUST CLEAR PRESSURE
COMP FLOW CONTROL
VALVE ASSEMBLY

MAIN WING CYLINDER

COUNTERBALANCE VALVE

FLOW DIVIDER

FASSE HYD BLOCK

FLOW CONTROL VALVE
MOUNT PLATE HIDDEN
FOR CLARITY

PLINK NOT
SHOWN

DISCARD 600100-42-ZN HOSE
FOR THE PWM PUMP ONLY

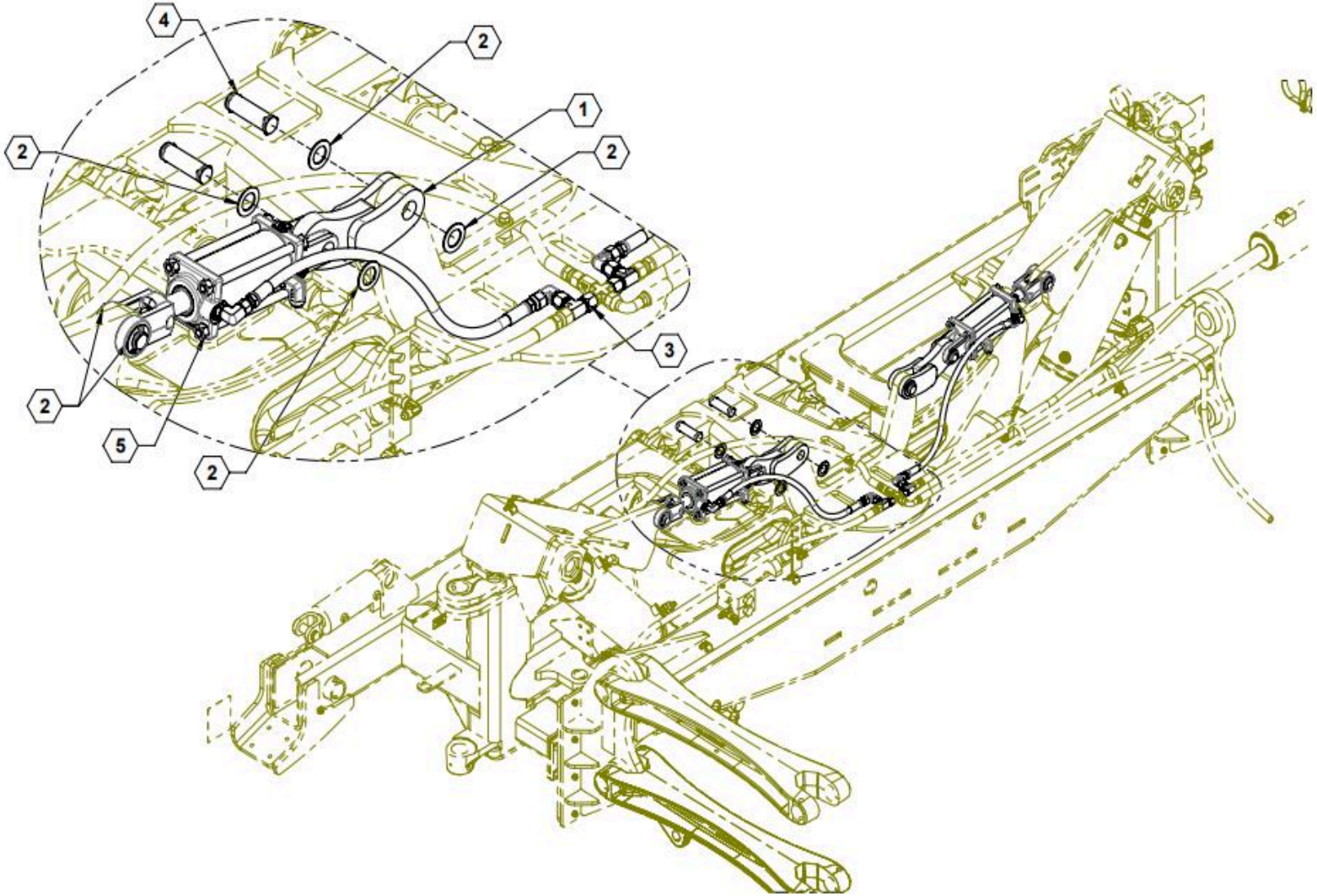


ILLUSTRATED PARTS LIST

Parts List 34603: Hydraulics Assembly, Standard Tie Rod Latch Cyl.

ITEM	PART NO.	QTY.	DESCRIPTION
1	26640	2	ASSY, CYL 5" X 5.25"/13.25 SPH. BALLS
2	27258	3	BLOCKING VALVE/WITH MOUNTING HOLES
3	500049	1	VALVE, COUNTERBALANCE
4	540014	3	HOSE CLAMP, SS 1.00 #16
5	600115	1	ASSY, STANDARD HYD KIT
6	620095	2	CYLINDER 4.00 CUSHIONED
7	620105	2	CYLINDER, 3" X 4" X 1.25 ROD TIE ROD
8	630035	2	FLOW DIVIDER
9	630041	1	MANIFOLD, HYDRAULIC DOWN PRESSURE
10	630053	2	VALVE ASSEMBLY, FA101, PRESSURE COMP FLOW CONTROL
11	63056	1	ASSY, HYD VLV SWITCH BOX KIT
12	790052	1	PRESSURE GUAGE, 3000 PSI

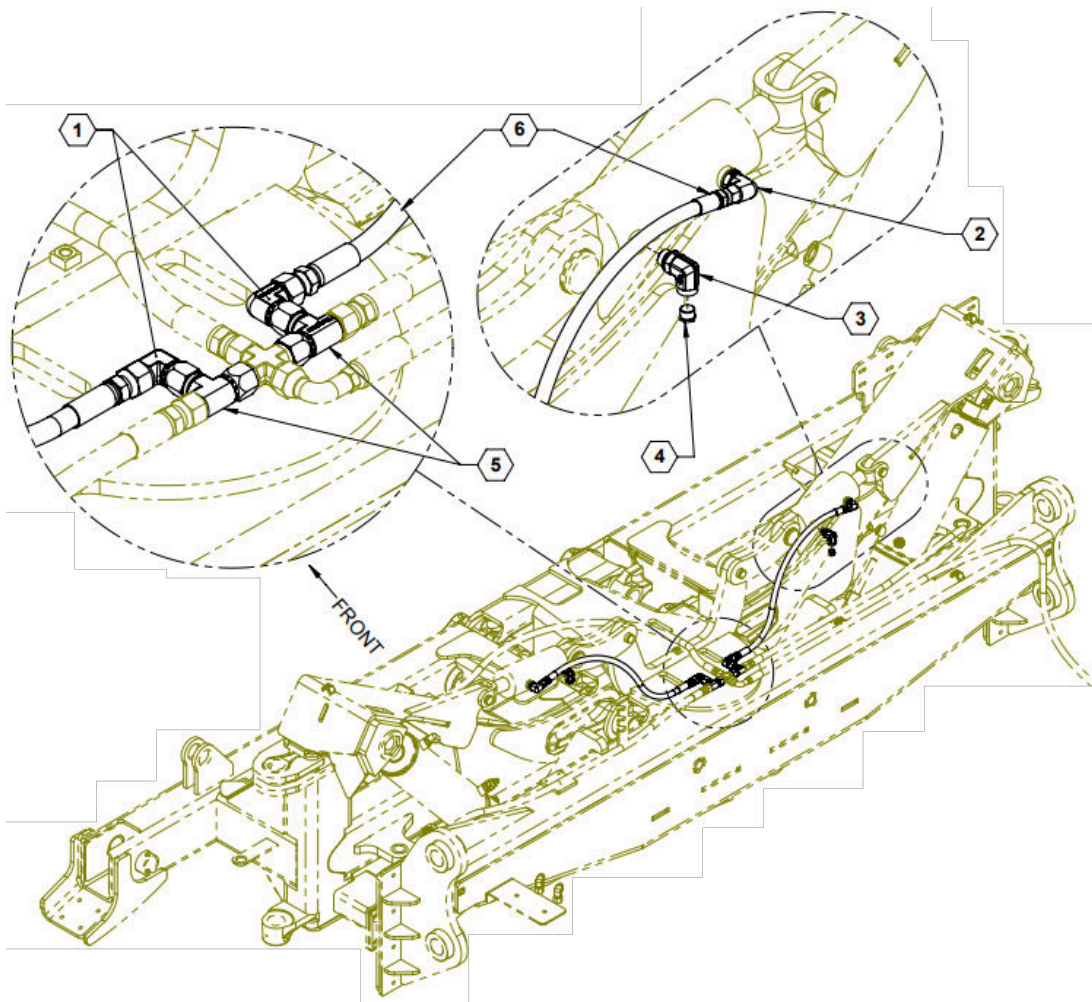
Helper Cylinders Assembly



Parts List 34547: Helper Cylinders Assembly

ITEM	PART NO.	QTY.	DESCRIPTION
1	34552	2	WELDMENT, HELPER CYL LINK
2	596179M	12	BUSHING, MACHINED 1" X 14GA MAGNI
3	600103	1	ASY, HELPER CYL HYD KIT
4	620072	2	PIN, CYLINDER, 1" X 3-3/8". KIT PKG OF 2
5	620105	2	CYLINDER, 3" X 4" X 1.25 ROD TIE ROD

Helper Cylinder Hydraulic Hoses



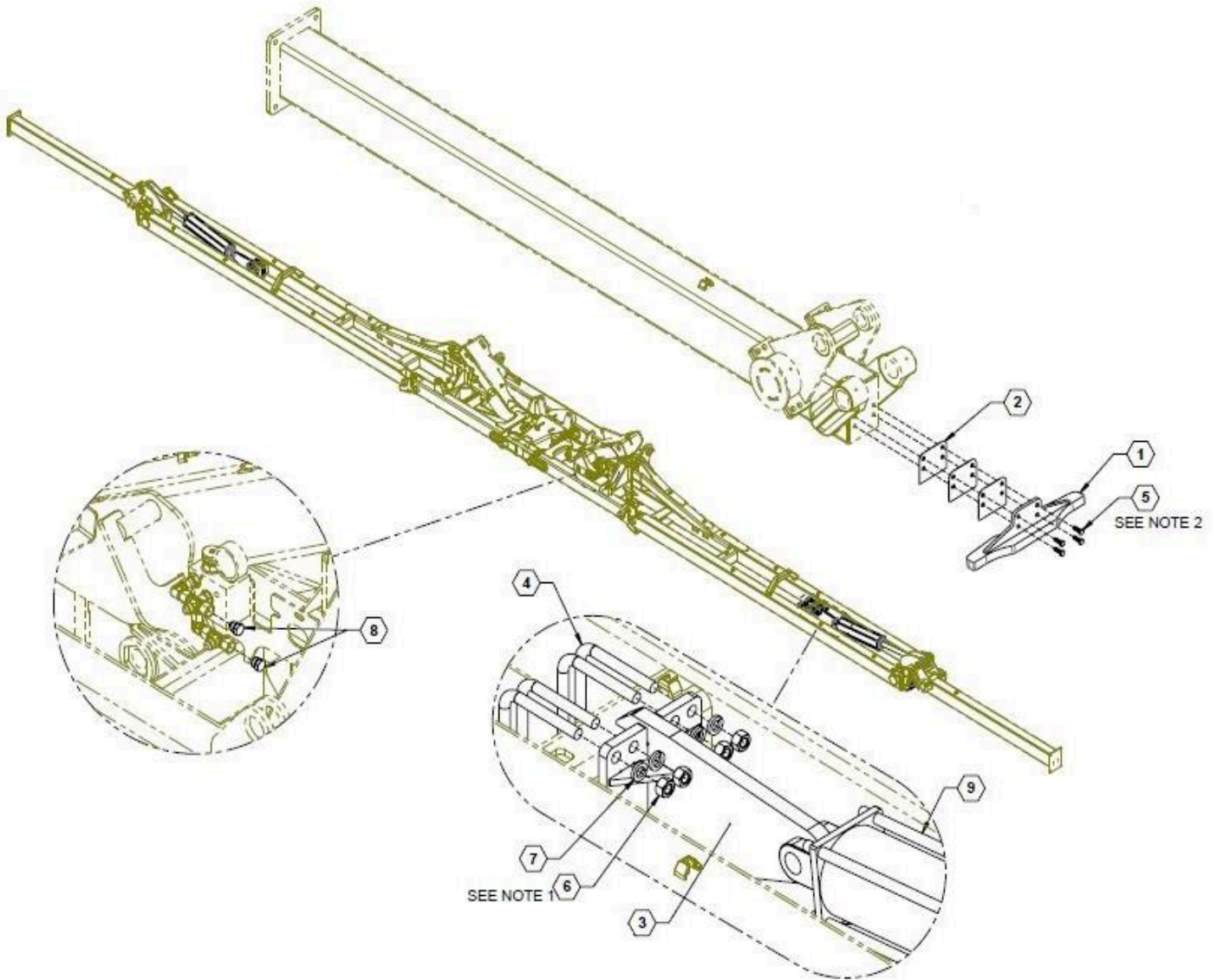
Parts List 600103: Helper Cylinder Hydraulic Hoses

ITEM	PART NO.	QTY.	DESCRIPTION
1	610224	2	JIC #8 90 DEG
2	610030	2	JIC #6 TO ORING #8 90 DEG
3	610035	2	ORING #8 TO 3/8" PIPE 90 DEG
4	610036	2	PLUG 3/8-18 BREATHER VENT
5	610053	2	JIC #8 SWIVEL RUN TEE
6	600103-1	2	HOSE ASSY, 06-8FJ

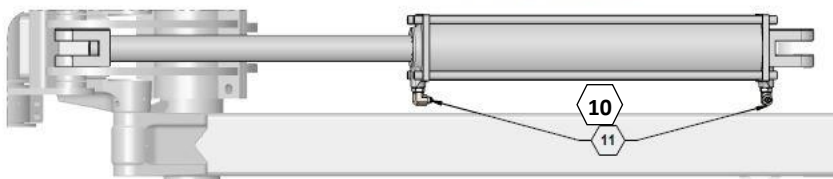
Flip Wing Cylinder Assembly – No Down Pressure

NOTE:

1. TORQUE CYLINDER MOUNT HARDWARE TO 110 FT-LBS +/- 10 FT-LBS
2. TORQUE TO 23 FT-LBS +/- 3 FT-LBS



LEFT FLIP WING CYLINDER





ILLUSTRATED PARTS LIST

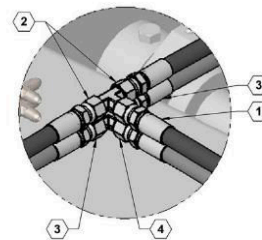
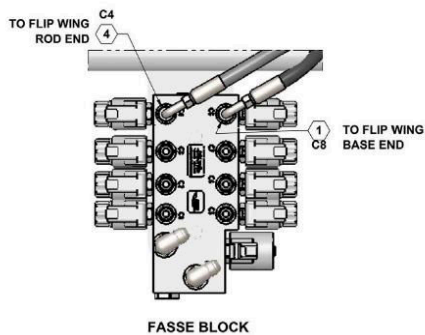

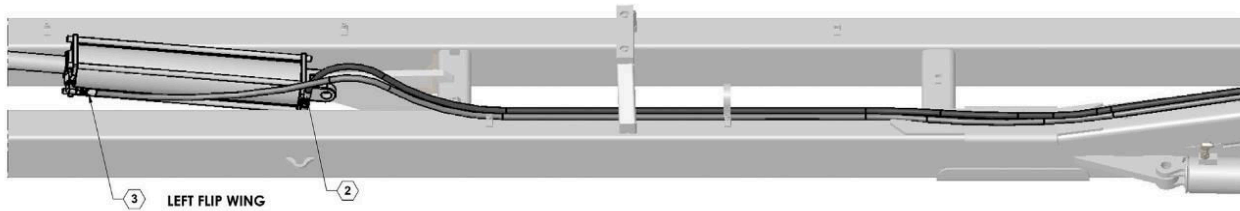
Parts List 26993BLK: Flip Wing Cylinder Assembly – No Down Pressure

ITEM	PART NO.	QTY.	DESCRIPTION
1	26932	2	WLDMNT, FLIP WING STOP
2	26933	6	PLATE, FLIP STOP SHIM
3	27077	2	WLDMNT, CYL MNT A SERIES NO FLIP WING DOWN PRESSURE
4	590075	8	U-BOLT, 5/8 X 6 X 4 MAGNI
5	596128M	8	BOLT, HH 3/8-16 X 1 GR5 MAGNI
6	596216M	16	NUT, HEX 5/8-11 MAGNI
7	596253M	16	LOCKWASHER 5/8 MAGNI
8	610145	2	#8 JIC PLUG
9	620101	2	CYLINDER, 4.5 X 24" WITH ADI CLEVIS
10	610030	4	JIC #6 TO O-RING #8 90 DEGREE

Flip Wing Cylinder Hoses – No Down Pressure

FLIP WING PRESSURE: BLACK HOSE
 FLIP WING RETURN: GRAY HOSE

FLIP WING HYDRAULIC HOSE ROUTING



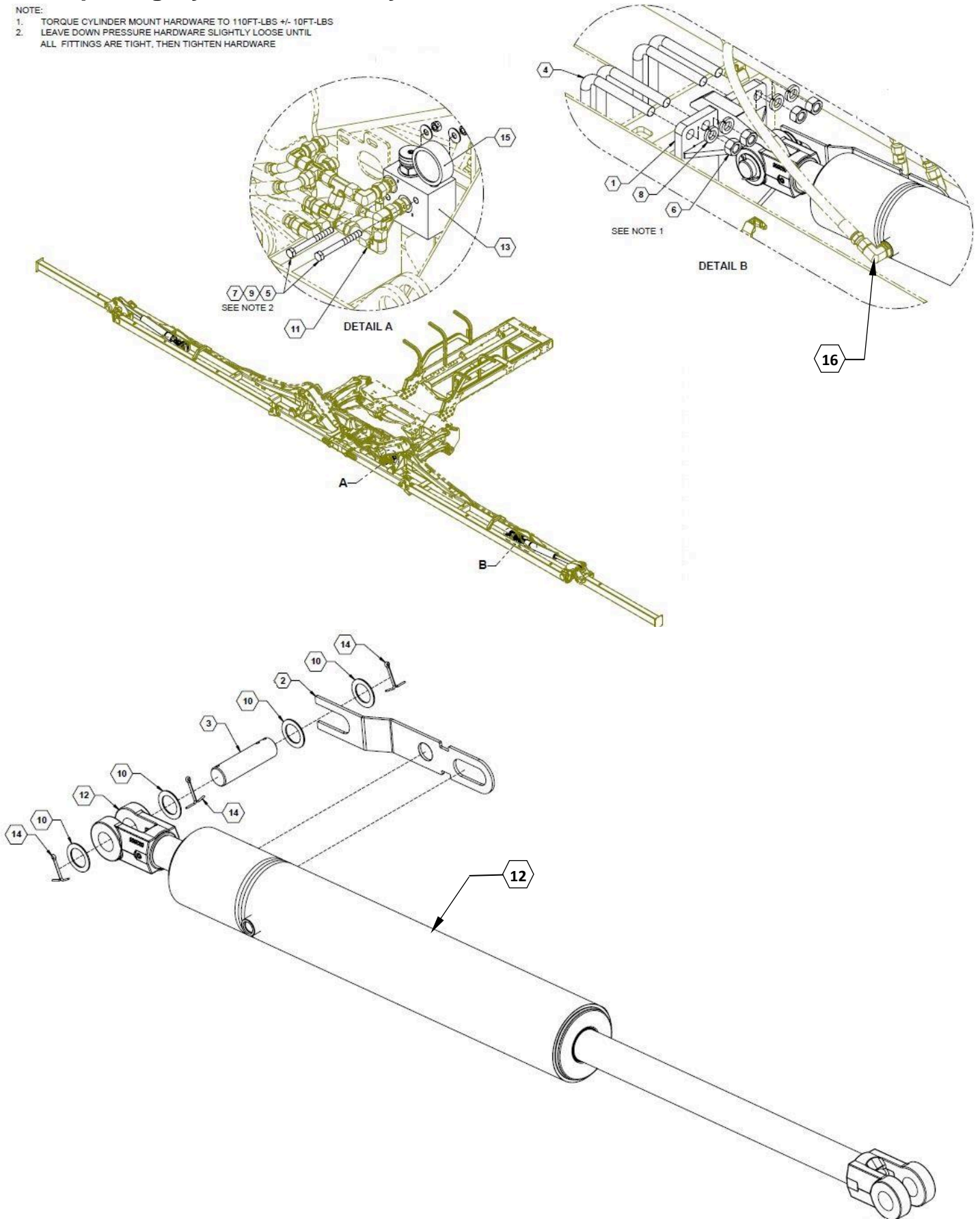
Parts List 600100: Flip Wing Cylinder Hoses – No Down Pressure

ITEM	PART NO.	QTY.	DESCRIPTION
1	600100-4	1	HOSE ASSY, 06-6FJX90-6FJX-59
2	600100-5	2	HOSE ASSY, 06-6FJX-6FJX-220
3	600100-6	2	HOSE ASSY, 06-6FJX-6FJX-243
4	600100-16	1	HOSE ASSY, 06-6FJX90-6FJX-56

Flip Wing Cylinder Assembly – With Down Pressure

NOTE:

1. TORQUE CYLINDER MOUNT HARDWARE TO 110FT-LBS +/- 10FT-LBS
2. LEAVE DOWN PRESSURE HARDWARE SLIGHTLY LOOSE UNTIL ALL FITTINGS ARE TIGHT, THEN TIGHTEN HARDWARE



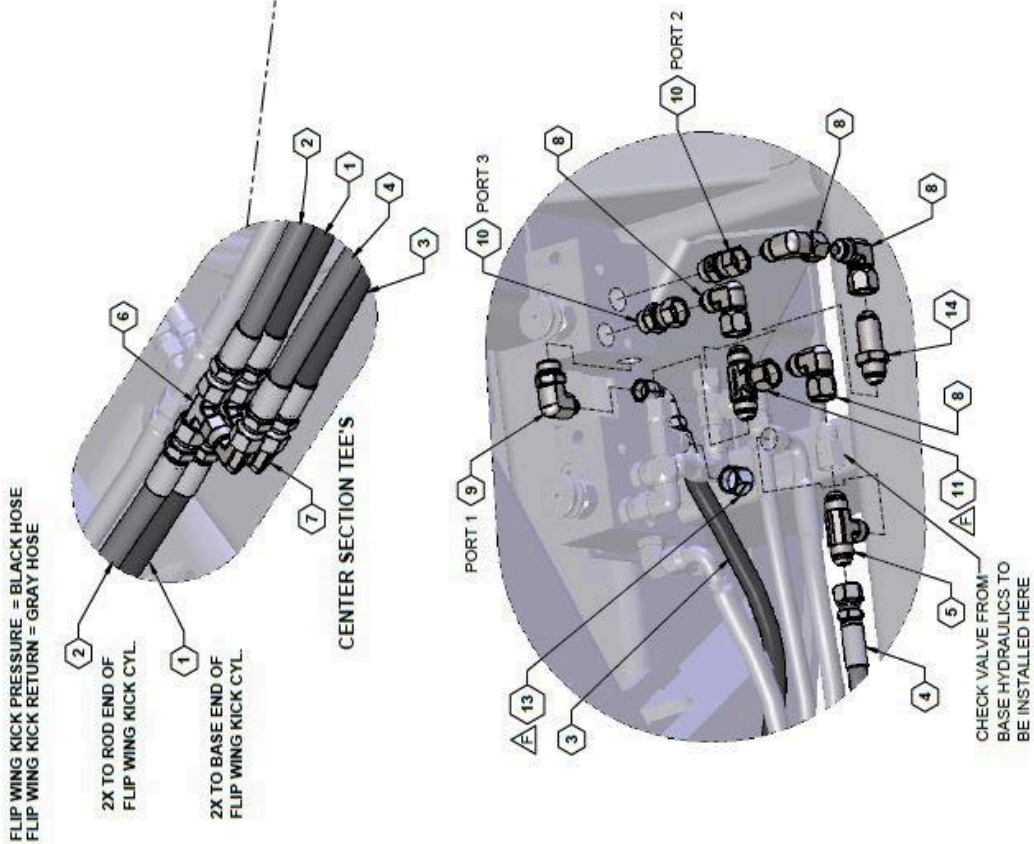
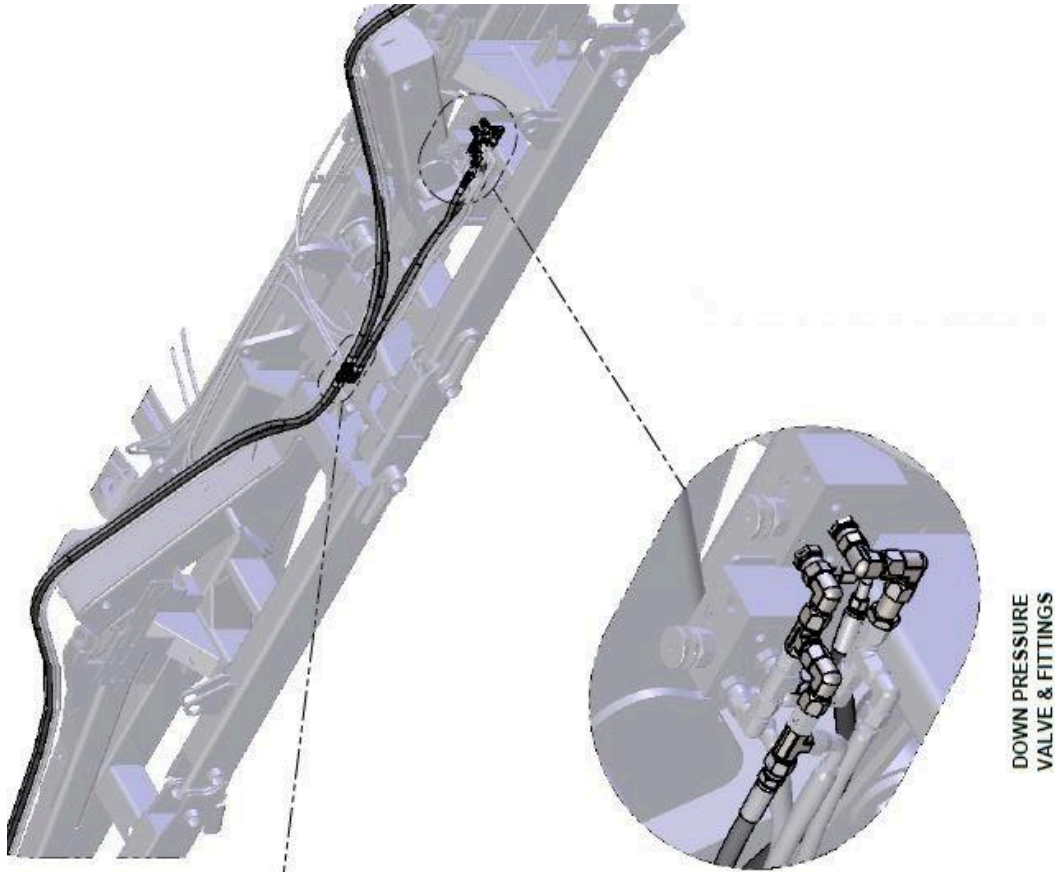


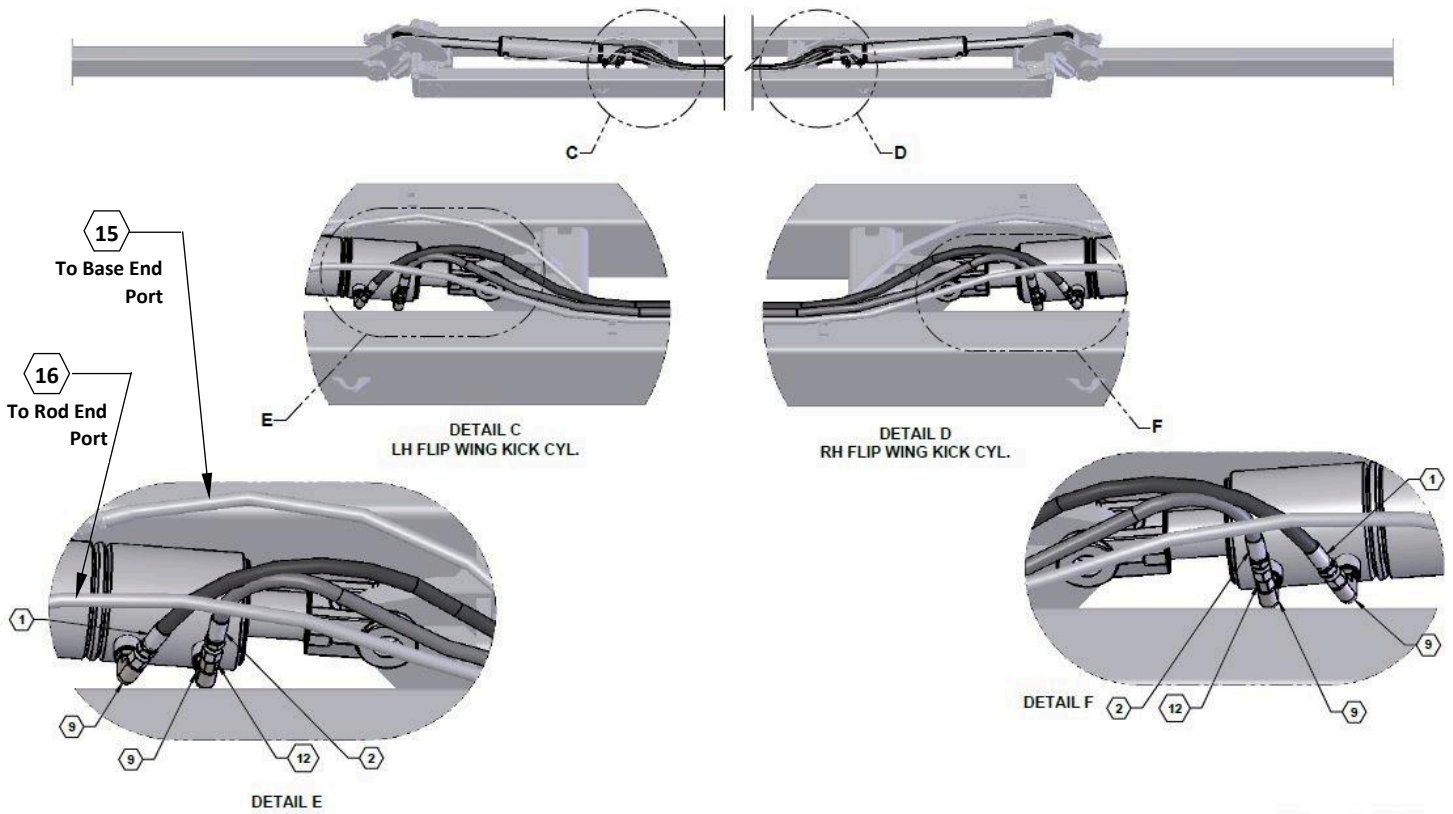
ILLUSTRATED PARTS LIST

Parts List 26997: Flip Wing Cylinder Assembly – With Down Pressure

ITEM	PART NO.	QTY.	DESCRIPTION
1	27073	2	WLDMNT, CYL MNT A SERIES FLIP WING DOWN PRESSURE
2	27255	2	PLATE, CYLINDER ANTI ROTATE
3	27256	2	ANTI ROTATE PIN
4	590075	8	U-BOLT, 5/8 X 6 X 4 MAGNI
5	596133M	2	BOLT, HH 3/8 X 3-1/2 GR5 MAGNI
6	596216M	16	NUT, HEX 5/8-11 MAGNI
7	596237M	2	NUT, CENTERLOCK 3/8-16 MAGNI
8	596253M	16	LOCKWASHER 5/8 MAGNI
9	596258M	2	WASHER, FLAT 3/8 MAGNI
10	596744M	8	BUSHING, MACHINE, 1-1/4 x 14 GA MAGNI
11	600102	1	ASSY, FLIP WING DP HYD KIT
12	620027	2	CYLINDER, 4.5" BORE X 22-1/2" AND 1-13/16" STROKE
13	630041	1	MANIFOLD, HYDRAULIC DOWN PRESSURE
14	730033	6	COTTER PIN
15	790052	1	PRESSURE GAUGE, 3000 PSI
16	610030	4	JIC #6 TO O-RING #8 90 DEGREE

Flip Wing Cylinder Hoses and Fittings – With Down Pressure

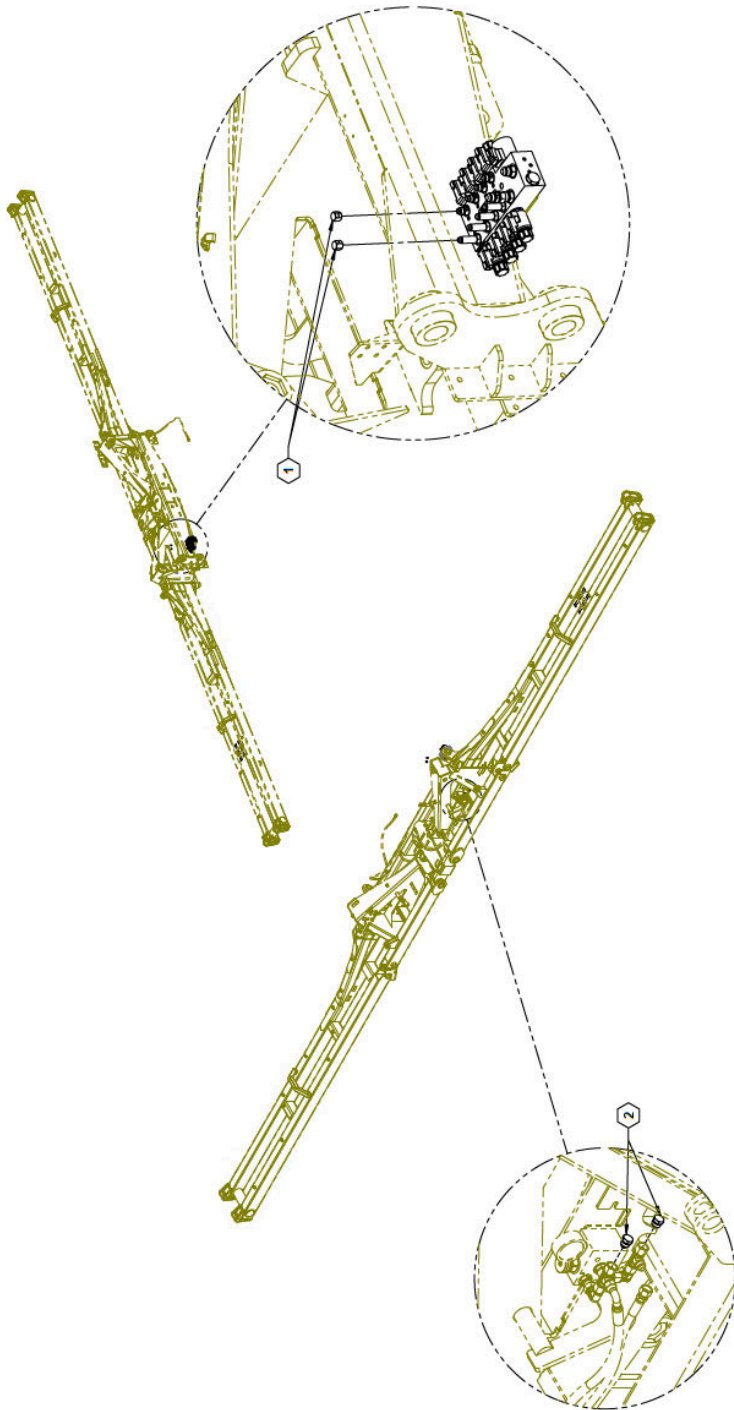




Parts List 600100 / 600102: Flip Wing Cylinder Hoses and Fittings – With Down Pressure

ITEM	PART NO.	QTY.	DESCRIPTION
1	600102-1	2	HOSE ASSY, 06-6FJX-6FJX-216
2	600102-2	2	HOSE ASSY, 06-6FJX-6FJX-214
3	600102-3	1	HOSE ASSY, 06-6FJX90-6FJX-46
4	600102-4	1	HOSE ASSY, 06-8FJX-6FJX-46
5	610004	1	JIC #8 UNION TEE
6	610005	2	JIC UNION TEE #6
7	610023	2	ADAPTER, -6MJIC X -6FJX 90
8	610024	4	JIC #8 90 DEG
9	610030	5	ADAPTER, -6MJIC X -8MORB90
10	610083	2	ADAPTER, -8MORB X -8FJX
11	610107	1	#8 JIC SWIVEL BRANCH TEE
12	610140	2	JIC #6 TO FJIC #6 X .031"
13	610144	1	FJIC #8 CAP
14	610146	1	#8 JIC BULKHEAD UNION
15	600100-5	2	HOSE ASSY, 06-6FJX-6FJX-220
16	600100-6	2	HOSE ASSY, 06-6FJX-6FJX-243

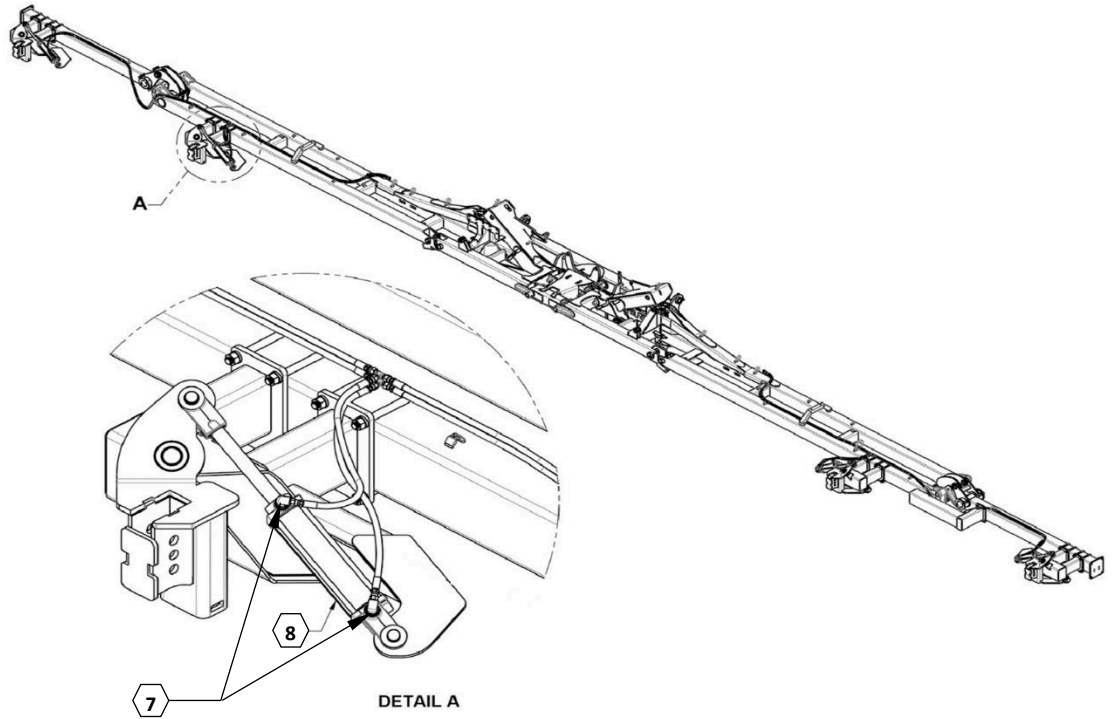
No Flip Wing



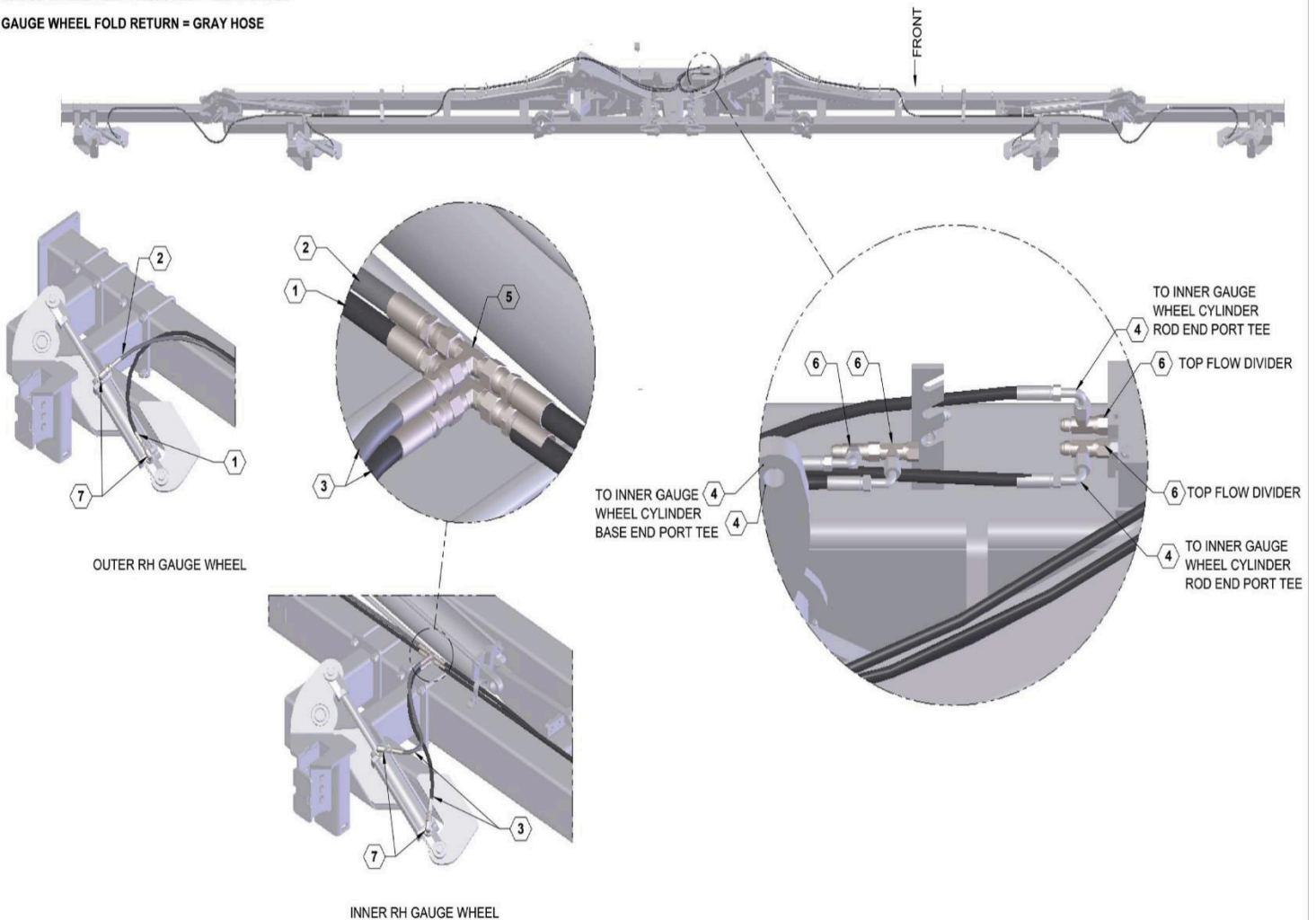
Parts List 28414: No Flip Wing

ITEM	PART NO.	QTY.	DESCRIPTION
1	610143	2	FJIC #6 CAP
2	610145	2	#8 JIC PLUG

Folding Gauge Wheel Cylinders and Hoses



GAUGE WHEEL FOLD PRESSURE = BLACK HOSE
GAUGE WHEEL FOLD RETURN = GRAY HOSE



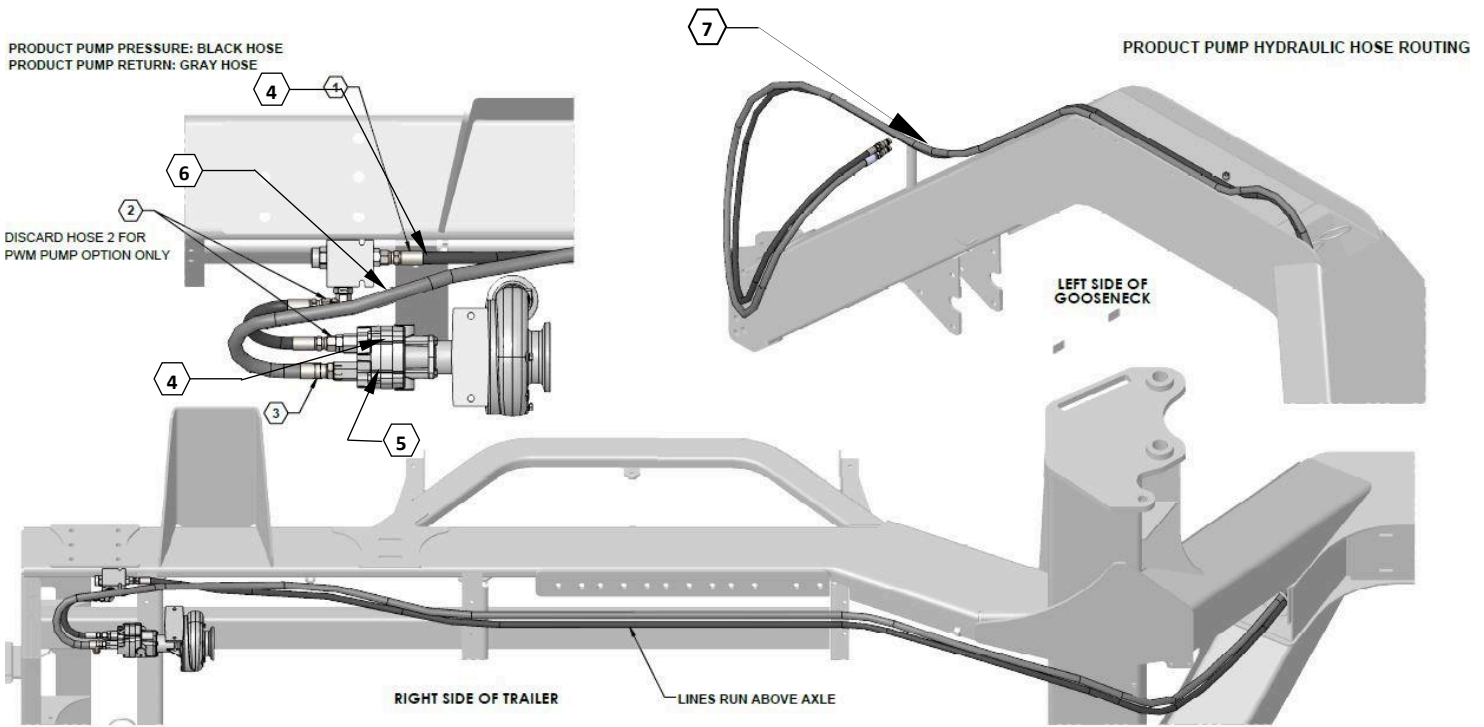


ILLUSTRATED PARTS LIST

Parts List 26929 / 27062: Folding Gauge Wheel Cylinders and Hoses

ITEM	PART NO.	QTY.	DESCRIPTION
1 (60')	600101-1	2	HOSE ASSY, 04-6FJX-4FJX-146 60' ONLY
1 (66')	600104-1	2	HOSE ASSY, 04-6FJX-4FJX-190 66' ONLY
2 (60')	600101-2	2	HOSE ASSY, 04-6FJX-4FJX-138 60' ONLY
2 (66')	600104-2	2	HOSE ASSY, 04-6FJX-4FJX-182 66' ONLY
3	600101-4	4	HOSE ASSY, 04-6FJX-4FJX-27
4	600101-5	4	HOSE ASSY, 04-6FJX90-4FJX-248
5	610003	4	JIC #4 UNION TEE
6	610027	4	JIC #6 RUN TEE
7	610030	8	JIC #6 TO ORING #8 90 DEG
8	620023	4	CYLINDER, 25TD08-112

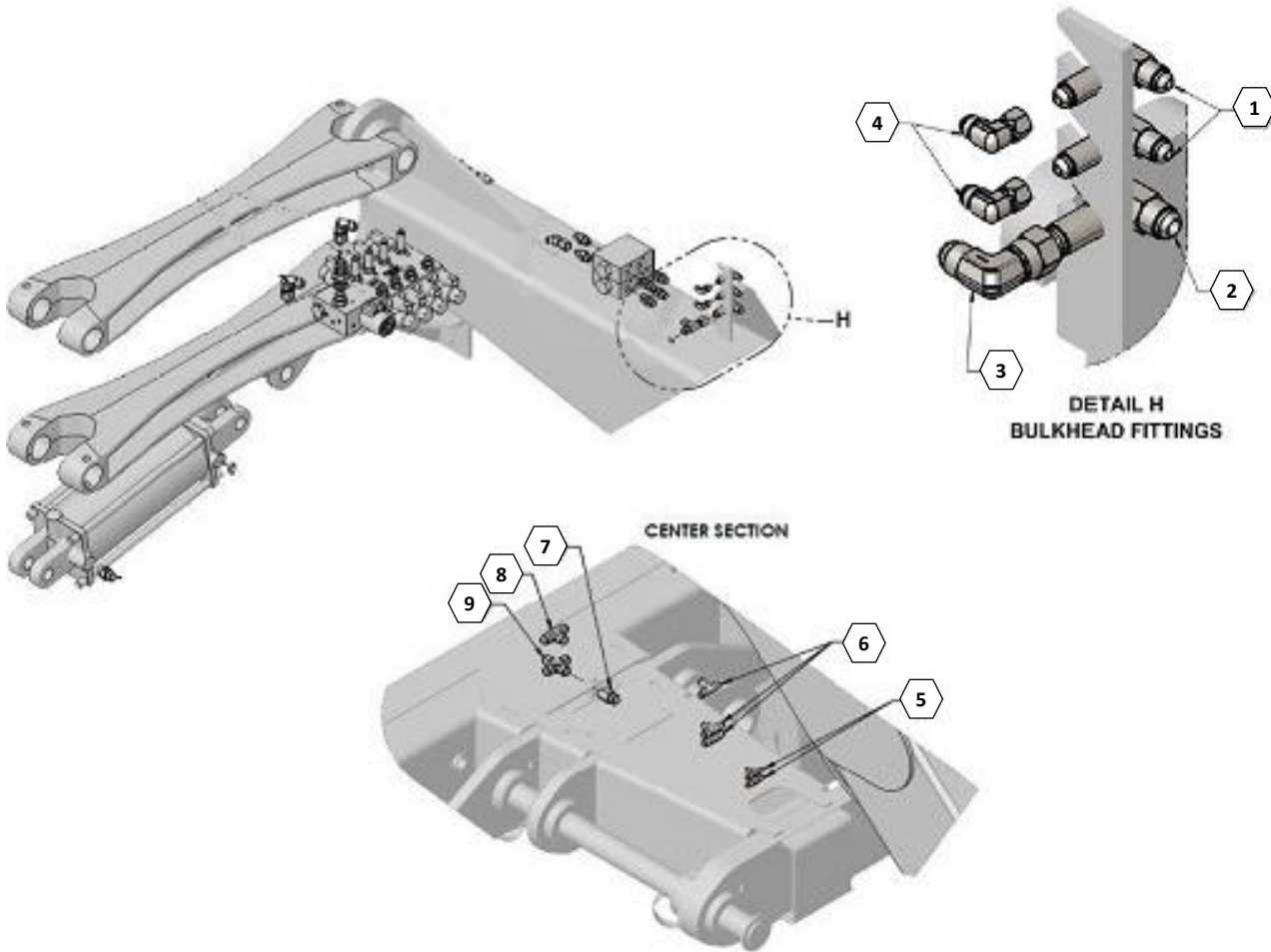
Product Pump Hydraulic Hoses and Fittings



Parts List 600100: Product Pump Hydraulic Hoses and Fittings

ITEM	PART NO.	QTY.	DESCRIPTION
1	600100-41	1	HOSE ASSY, 08-8FJX-8MOR-PIONEER-365
2	600100-42	1	HOSE ASSY, 08-8FJX-8FJX-14
3	600100-43	1	HOSE ASSY, 10-10FJX-8MOR-PIONEER-386
4	610060	2	JIC #8 TO ORING #10
5	610102	1	ADAPTER, -10MJIC X -10MORB90
6	610086	1	JIC #8 TO O-RING #10 ELBOW 90°
7	520048	2	PIONEER COUPLER #8 FORB

Bulkhead and Center Section Hydraulic Fittings

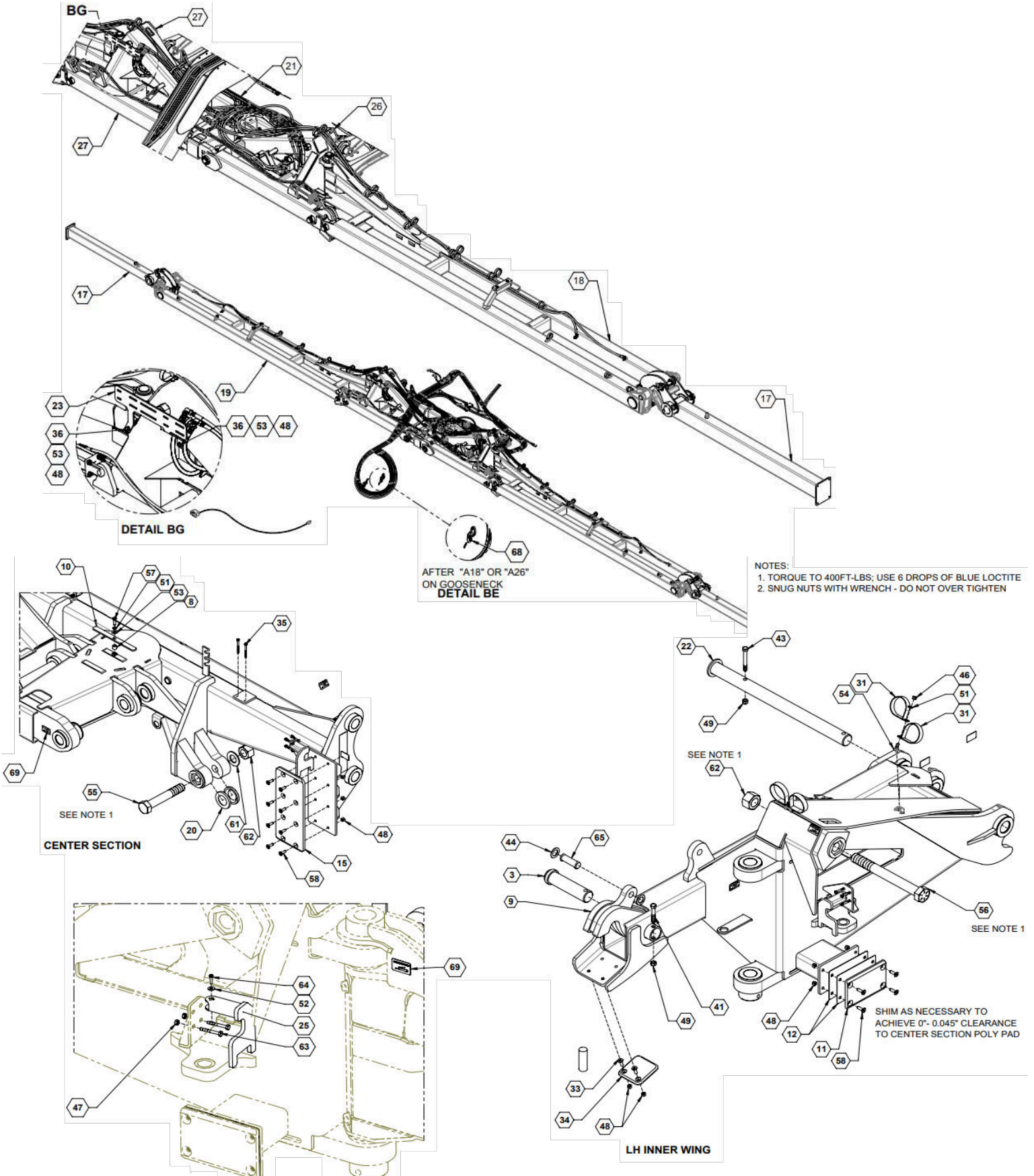


Parts List: Hydraulic Fitting Locations

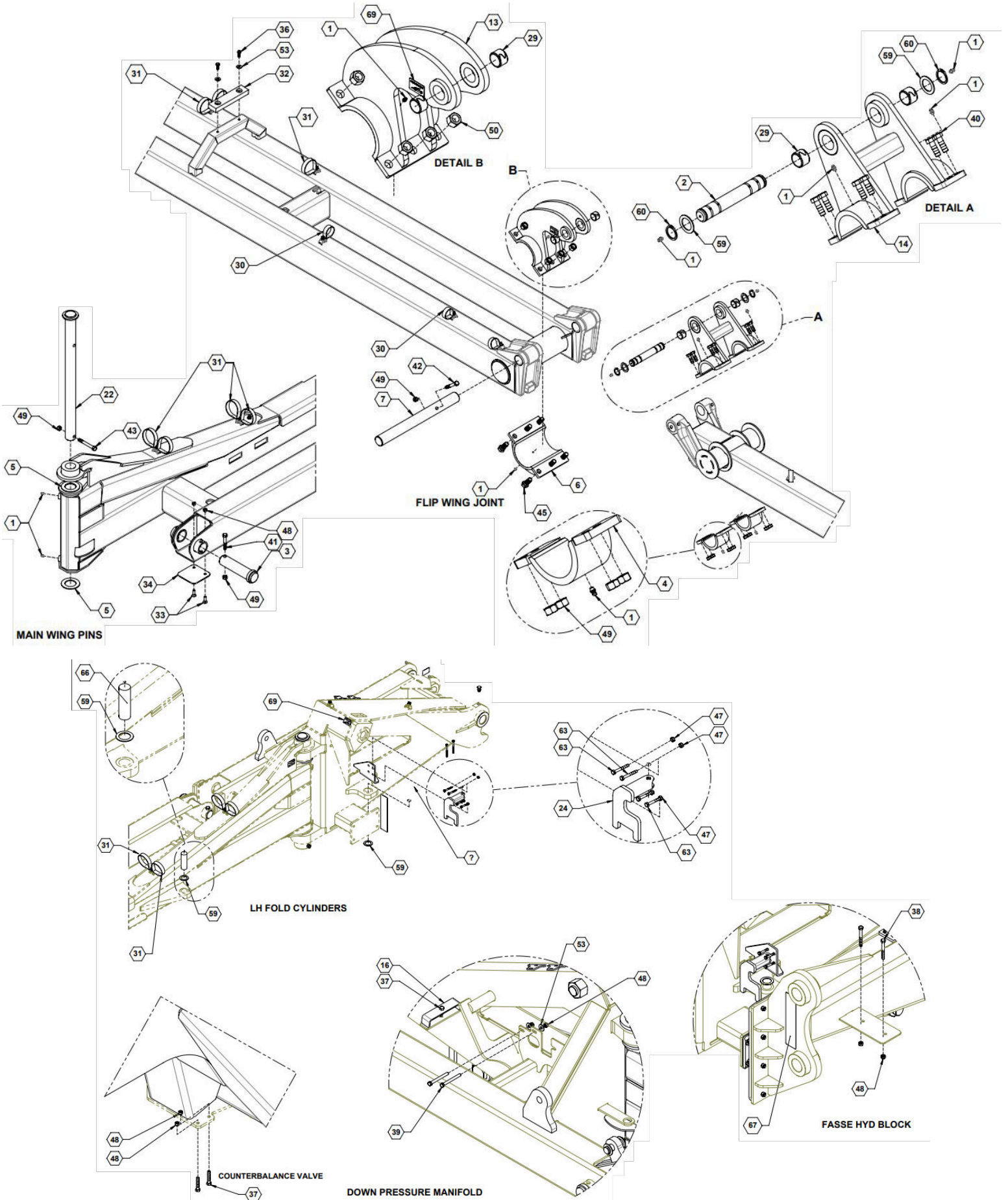
ITEM	PART NO.	QTY.	DESCRIPTION
1	610141	2	#4 JIC BULKHEAD TEE
2	610155	1	#6 JIC BULKHEAD TEE
3	610024	1	JIC #8 90 DEG
4	610022	2	#4 MJIC X #4FJX 90
5	610003	2	JIC #4 UNION TEE
6	610005	3	JIC UNION TEE #6
7	630054	1	CHECK VALVE, -8MJIC X -8FJIC
8	610004	1	JIC #8 UNION TEE
9	610071	1	#8 JIC UNION CROSS

TOOLBAR AND GAUGE WHEELS

60' Toolbar Assembly, Standard Duty



ILLUSTRATED PARTS LIST





ILLUSTRATED PARTS LIST

Parts List 34602: 60' Toolbar Assembly, Standard Duty

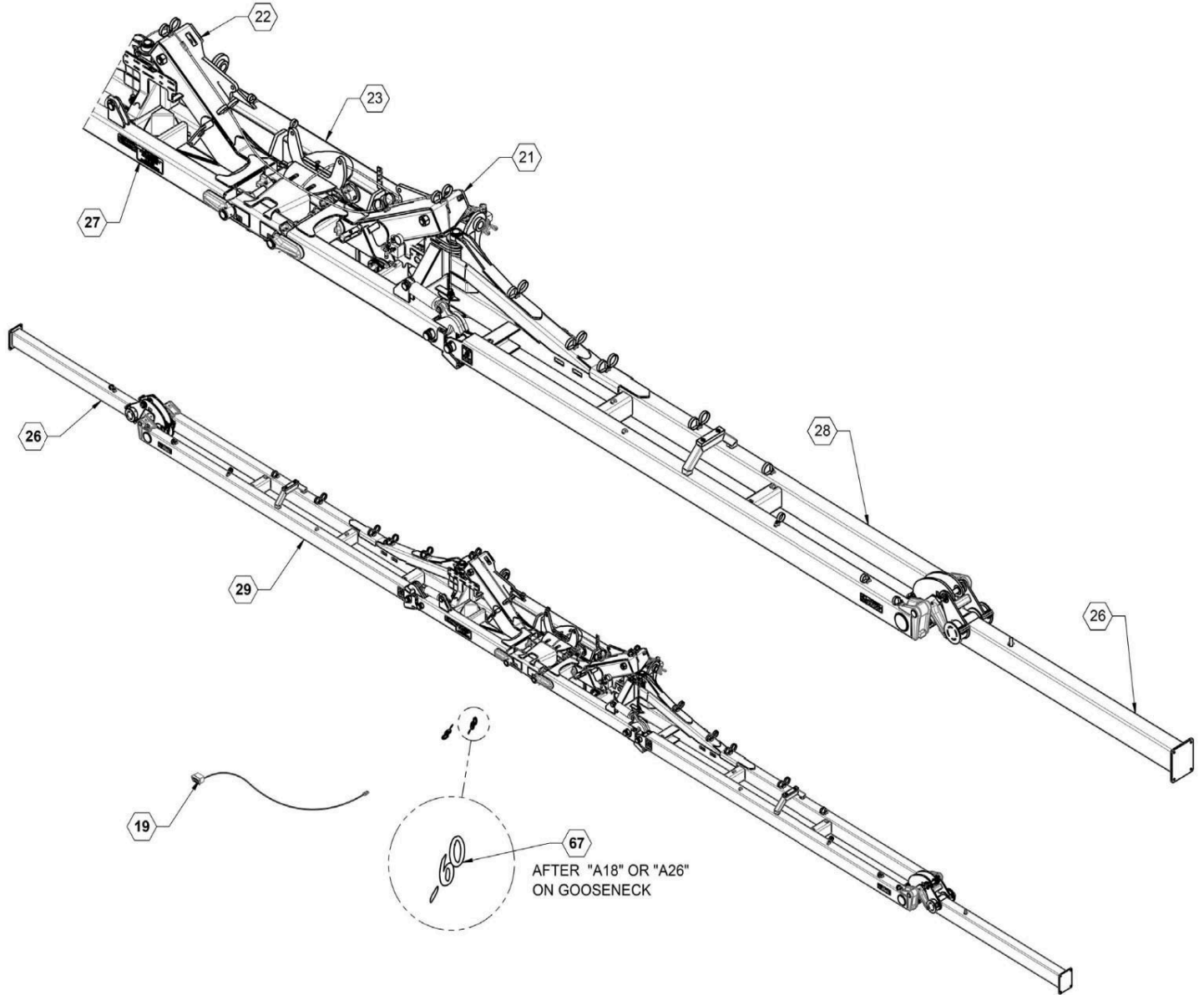
ITEM	PART NO.	QTY.	DESCRIPTION
1	759	32	ZERK, 1/4-28 STRAIGHT PIPE THREAD
2	15137	2	PIN, FLIP WING LINKAGE
3	15155	4	WELDMENT, LATCH PIN
4	5232	4	LINKAGE BASE WELDMENT
5	15277	12	WASHER, STAINLESS STEEL
6	15537	2	LINKAGE BASE WELDMENT
7	15539	2	PIN, FLIP WING
8	15566	1	SPACER, HOSE BRACKET
9	15630	2	LATCH WELDMENT
10	15844	1	PLATE, HOSE HOLDER
11	21090	2	PAD, UHMW, WING BUMP
12	21091	4	PLATE, BUMP PAD SHIM
13	21092	2	WELDMENT, FLIP LINKAGE MAIN
14	21094	2	WELDMENT, OUTER FLIP LINKAGE
15	21922	2	UHMW, CNTR LWR BUMP PAD
16	26813	2	PLATE, HOSE HOLD DOWN
17	26910	2	WELDMENT, 60' FLIP WING
18	27070	1	WELDMENT, LH MAIN WING
19	27071	1	WELDMENT, RH MAIN WING
20	27918	4	UHMW, CYLINDER SPACER RING
21	28680	1	WELDMENT, CENTER TOOLBAR
22	28692	4	WELDMENT, WING PIVOT PIN
23	28695	1	BRACKET, VALVE MOUNT
24	28820	1	WELDMENT, LH VALVE HANDLE
25	28823	1	WELDMENT, RH HANDLE
26	34554	1	WELDMENT, LH INNER WING
27	34555	1	WELDMENT, RH INNER WING
28	34603	1	ASSY, A SERIES HYDRAULICS
29	530291	8	BUSHING, 1-1/4 I.D. X 1" LG
30	540051	10	P-CLAMP, 2" W/3/8" HOLE
31	540052	28	P-CLAMP, 3" W/3/8" HOLE
32	590065	2	BUMPER PAD, WING REST
33	590133	8	BOLT, FHSCS 3/8 Z 1-1/4 SS
34	590265	4	PLATE, WEAR
35	596110M	2	BOLT, HH 1/4-20 X 3 MAGNI



ILLUSTRATED PARTS LIST

36	596128M	6	BOLT, HH 3/8-16 X 1 GR5 MAGNI
37	596130M	4	BOLT, HH 3/8-16 X 2 GR5 MAGNI
38	596132M	2	BOLT, HH 3/8-16 X 3 GR5 MAGNI
39	596133M	2	BOLT, HH 3/8 X 3-1/2 GR5 MAGNI
40	596153M	16	BOLT, HH 1/2-13 X 1-1/2 GR5 MAGNI
41	596156M	4	BOLT, HH 1/2 X 3 GR5 MAGNI
42	596157M	2	BOLT, HH 1/2 X 3-1/2 GR5 MAGNI
43	596158M	4	BOLT, HH 1/2 X 4 GR5 MAGNI
44	596179M	4	BUSHING, MACHINED 1" X 14 GA MAGNI
45	596184M	12	BOLT, HH 3/4 X 2 GR5 MAGNI
46	596213M	26	NUT, HEX 3/8-16 MAGNI
47	596235M	6	NUT, CENTERLOCK, 1/4-20 MAGNI
48	596237M	40	NUT, CENTERLOCK 3/8-16 MAGNI
49	596239M	26	NUT, CENTERLOCK 3/8-16 MAGNI
50	596241M	12	NUT, CENTERLOCK 3/4-10 MAGNI
51	596250M	27	LOCKWASHER, 3/8 MAGNI
52	596256M	1	WASHER, FLAT 1/4 USS MAGNI
53	596258M	9	WASHER, FLAT 3/8 MAGNI
54	596592M	26	BOLT, CARRIAGE 3/8-16 X 1 MAGNI
55	596593M	2	BOLT, HH G8 1-1/2-6 X 9 MAGNI
56	596594M	2	BOLT, HH G8 1-1/2-6 X 14 MAGNI
57	596635M	1	BOLT, HH 3/8-16 X 1-1/4 MAGNI
58	596726M	24	BOLT, FHSCS 3/8-16 X 1-1/4
59	596744M	8	BUSHING, MACHINE, 1-1/4 X 14 GA MAGNI
60	596748M	4	SNAP RING, 1.25 MAGNI, HVY DUTY
61	596811M	2	WASHER, FLAT 1-1/2 MAGNI
62	596813	4	NUT, HEX 1-1/2-6 GR8 MAGNI
63	596843M	6	BOLT, HH 1/4-20 X 2 GR5 MAGNI
64	596847M	1	BOLT, HEX M5 X 20MM GR. 8.8 MAGNI
65	620072	1	PIN, CYLINDER, 1" X 3-3/8", KIT PKG OF 2
66	620075	2	PIN, CYLINDER, 1-1/4 X 3-7/8"
67	800110	2	DECAL, AMBER, REFLECTOR
68	800231	2	DECAL, -60 SILVER
69	800287	8	DECAL, GREASE PIVOT POINTS

60', 66', and 48' Foot Bare Toolbar Weldments





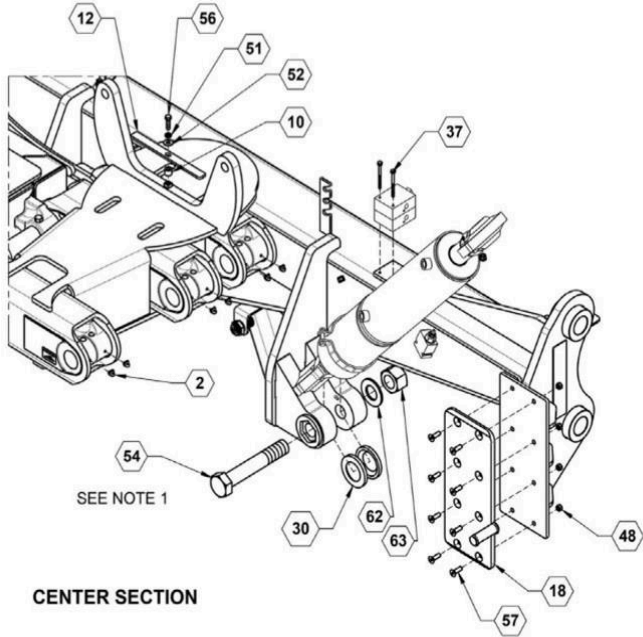
ILLUSTRATED PARTS LIST

Parts List: 60 and 66 Foot Bare Toolbar Weldments

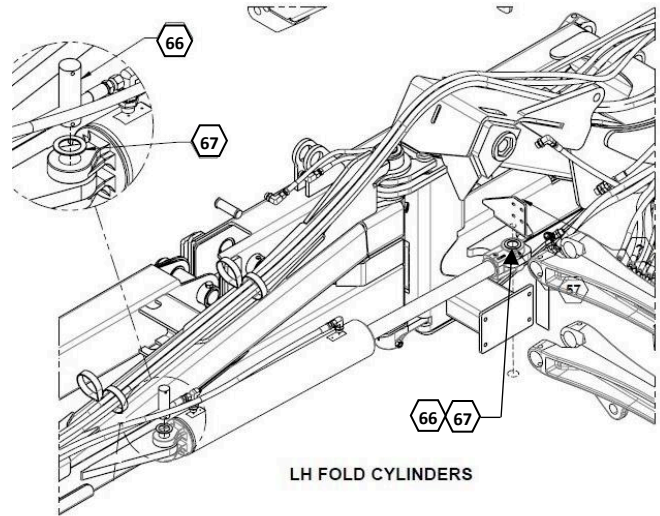
ITEM	PART NO.	QTY.	DESCRIPTION
19	26023	1	ASSY, STANDARD HYDRAULICS
21	34554	1	WLDMNT, LH INNER WING STANDARD DUTY for 22"/56cm Spacing and wider
21	26360	1	WLDMNT, LH INNER WING HEAVY DUTY for 20"/50cm Spacing and narrower
22	34555	1	WLDMNT, RH INNER WING STANDARD DUTY for 22"/56cm Spacing and wider
22	26361	1	WLDMNT, RH INNER WING HEAVY DUTY for 20"/50cm Spacing and narrower
23	28905	1	WLDMNT, CENTER TOOLBAR STANDARD DUTY for 22"/56cm Spacing and wider
23	26386	1	WLDMNT, CENTER TOOLBAR HEAVY DUTY for 20"/50cm Spacing and narrower
26	26910	2	WLDMNT, 60' FLIP WING
26	15226	2	WLDMNT, 66' FLIP WING
26	28962	2	WLDMNT, 48' FLIP WING
27	26961	1	DECALS, TOOLBAR
28	27070	1	WLDMNT, LH MAIN WING
29	27071	1	WLDMNT, RH MAIN WING
67	800231	2	DECAL, -60 SILVER
67	800232	2	DECAL, -66 SILVER
67	800233	2	DECAL, -48 SILVER

Pins and Wear Pads for Center, Inner, & Main Wings

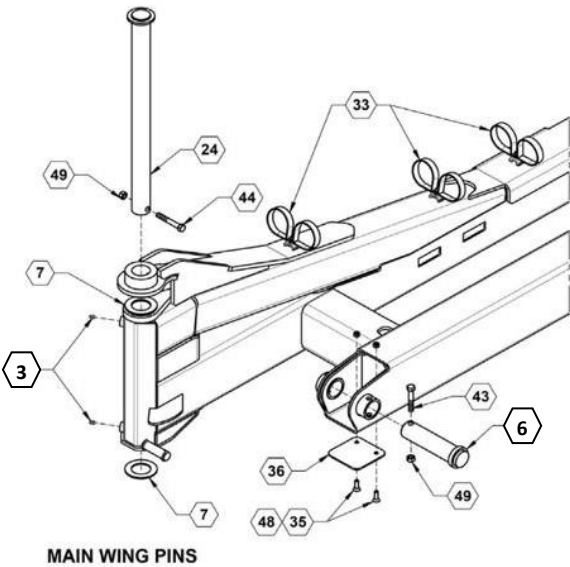
- NOTES:
 1. TORQUE TO 400FT-LBS; USE 6 DROPS OF BLUE LOCTITE
 2. SNUG NUTS WITH WRENCH - DO NOT OVER TIGHTEN



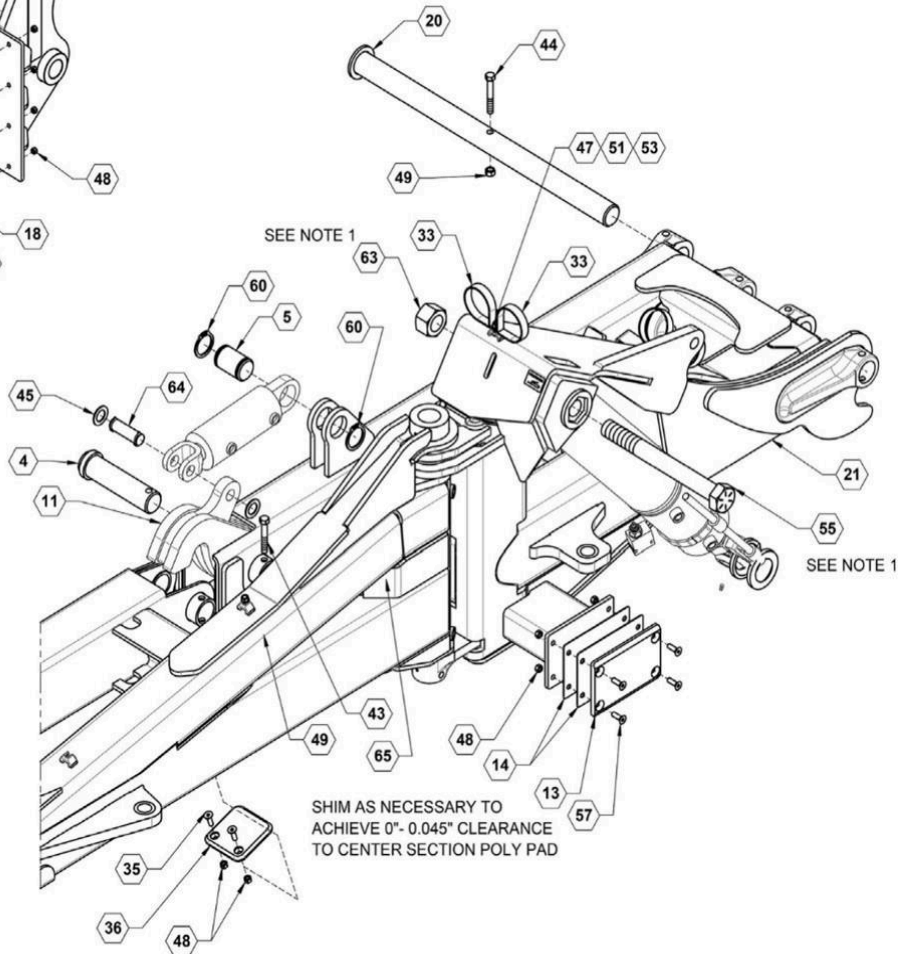
CENTER SECTION



LH FOLD CYLINDERS



MAIN WING PINS



LH INNER WING

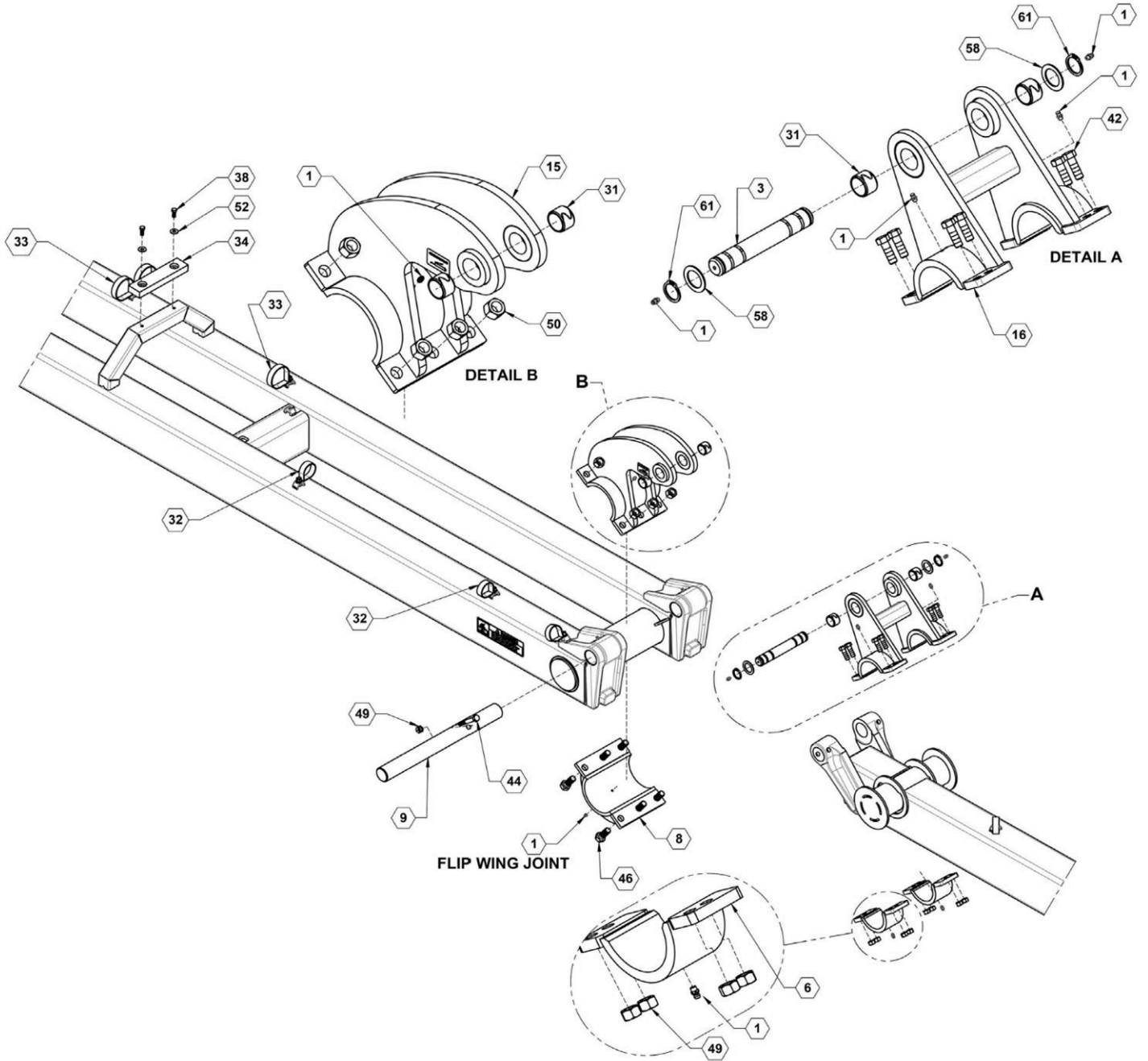


ILLUSTRATED PARTS LIST

Parts List: Pins and Wear Pads for Center, Inner, & Main Wings

ITEM	PART NO.	QTY.	DESCRIPTION
2	761	12	ZERK, 90° , 1/4-28 STRAIGHT PIPE THREAD
3	759	8	ZERK, 1/4-28 STRAIGHT PIPE THREAD
4	15155	4	WLDMT, LATCH PIN
5	15179	2	PIN, LATCH CYLINDER BASE
6	15155	4	WLDMT, LATCH PIN
7	15277	4	WASHER, STAINLESS STEEL
10	15566	1	SPACER, HOSE BRACKET
11	15630	2	LATCH WLDMNT
12	15844	1	PLATE, HOSE HOLDER
13	21090	2	PAD, UHMW, WING BUMP
14	21091	4	PLATE, BUMP PAD SHIM
18	21922	2	UHMW, CENTER LOWER BUMP PAD
20	26165	2	WLDMNT, WING PIVOT PIN
21	REF	1	WLDMNT, LH INNER WING
24	26405	2	WLDMNT, MAIN PIN
30	27918	4	UHMW, CYLINDER SPACER RING
33	540052	40	P-CLAMP, 3" W/3/8" HOLE
35	590133	12	BOLT, FHSCS 3/8 X 1-1/4 SS
36	590265	4	PLATE, WEAR
37	596110M	2	BOLT, HH 1/4-20 X 3 MAGNI
43	596156M	4	BOLT, HH 1/2 X 3 GR5 MAGNI
44	596157M	6	BOLT, HH 1/2X3-1/2 GR5 MAGNI
45	596179M	4	BUSHING, MACHINED 1" X 14GA MAGNI
47	596213M	26	NUT, HEX 3/8-16 MAGNI
48	596237M	41	NUT, CENTERLOCK 3/8-16 MAGNI
49	596239M	26	NUT, CENTERLOCK, 1/2-13 MAGNI
51	596250M	27	LOCKWASHER, 3/8 MAGNI
52	596258M	7	WASHER, FLAT 3/8 MAGNI
53	596592M	26	BOLT, CARRIAGE 3/8-16 X 1 MAGNI
54	596593M	2	BOLT, HH G8 1-1/2-6 X 9 MAGNI
55	596594M	2	BOLT, HH G8 1-1/2-6 X 14 MAGNI
56	596635M	1	BOLT, HH 3/8-16 x 1-1/4 MAGNI
57	596726M	24	BOLT, FHSCS 3/8-16 X 1-1/4 MAGNI
60	596747M	4	SNAP RING, 2" MAGNI
62	596811M	2	WASHER, FLAT 1-1/2 MAGNI
63	596813M	4	NUT, HEX 1-1/2-6 GR8 MAGNI
64	620072	1	PIN, CYLINDER, 1" X 3-3/8", KIT PKG OF 2
65	759	30	ZERK, 1/4-28 STRAIGHT PIPE THREAD
66	620075	2	CYL PIN KIT 1-1/4 X 3-7/8
67	596744M	8	BUSHING, MACHINE, 1-1/4 x 14 GA MAGNI

Flip Wing Linkage



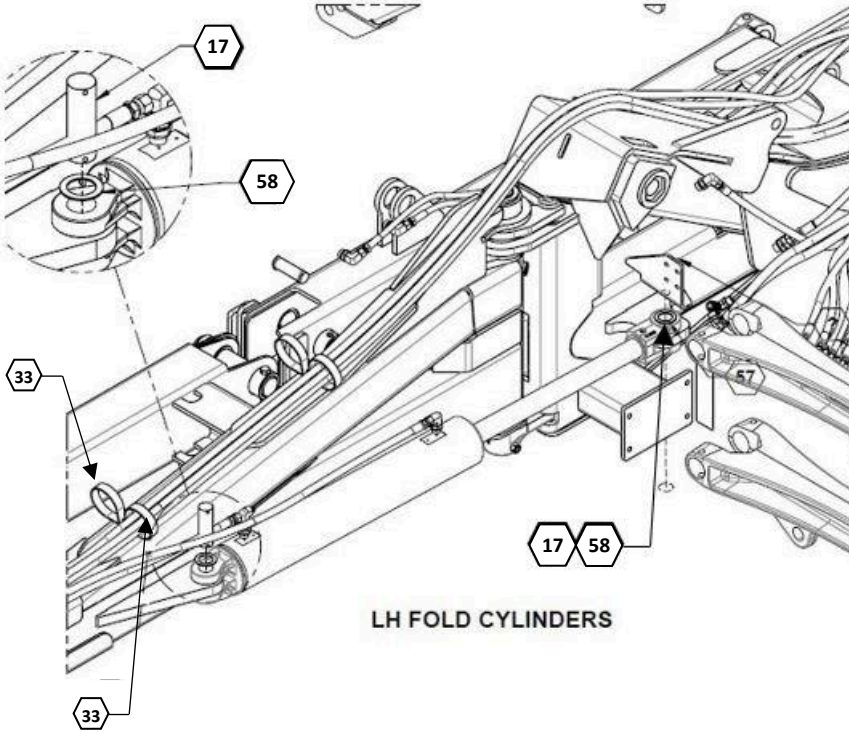


ILLUSTRATED PARTS LIST

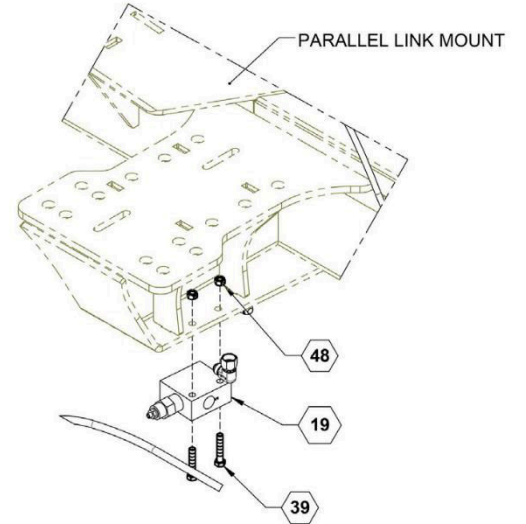
Parts List: Flip Wing Linkage

ITEM	PART NO.	QTY.	DESCRIPTION
1	759	12	ZERK, 1/4-28 STRAIGHT PIPE THREAD
3	15137	2	PIN, FLIP WING LINKAGE
6	15232	4	LINKAGE BASE WLDMNT
8	15537	2	LINKAGE BASE WLDMNT
9	15539	2	PIN, FLIP WING
15	21092	2	WLDMT, FLIP LINKAGE MAIN
16	21094	2	WLDMT, OUTER FLIP LINKAGE
31	530291	8	BUSHING, 1-1/4" I.D. x 1" LG
32	540051	10	P-CLAMP, 2" W/3/8" HOLE
33	540052	16	P-CLAMP, 3" W/3/8" HOLE
34	590065	2	BUMPER PAD, WING REST
38	596128M	4	BOLT, HH 3/8-16 X 1 GR5 MAGNI
42	596153M	16	BOLT, HH 1/2-13X1-1/2 GR5 MAGNI
43	596156M	4	BOLT, HH 1/2 X 3 GR5 MAGNI
44	596157M	6	BOLT, HH 1/2X3-1/2 GR5 MAGNI
46	596184M	12	BOLT, HH 3/4X2 GR5 MAGNI
48	596237M	33	NUT, CENTERLOCK 3/8-16 MAGNI
49	596239M	26	NUT, CENTERLOCK, 1/2-13 MAGNI
50	596241M	12	NUT, CENTERLOCK 3/4-10 MAGNI
52	596258M	7	WASHER, FLAT 3/8 MAGNI
58	596744M	8	BUSHING, MACHINE, 1-1/4 x 14 GA MAGNI
61	596748M	4	SNAP RING, 1-1/4" MAGNI

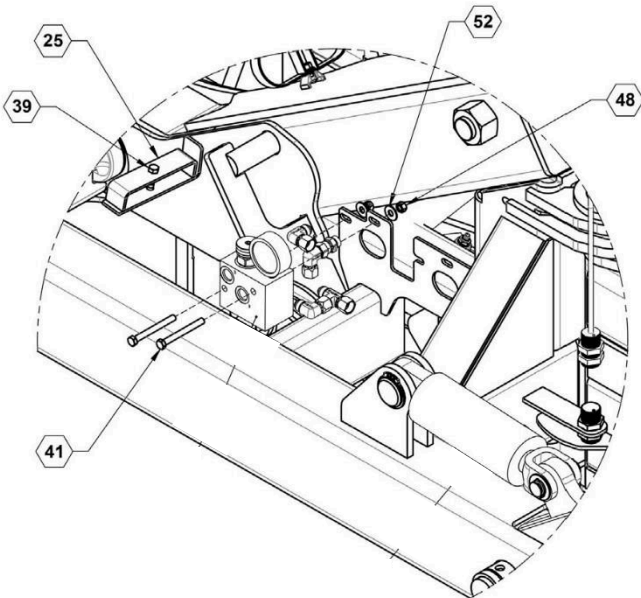
Bare Toolbar Assembly



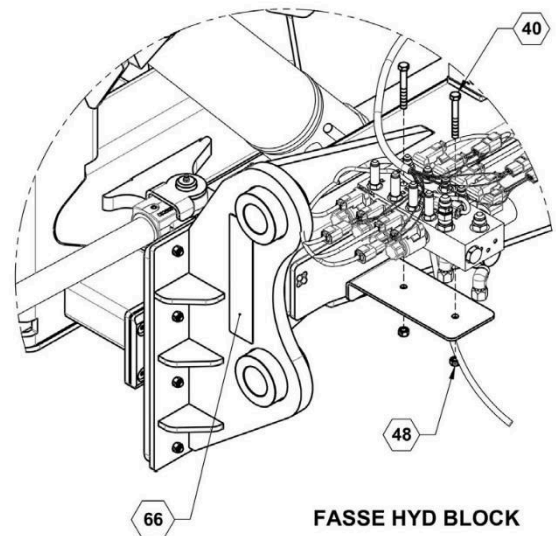
LH FOLD CYLINDERS



COUNTERBALANCE VALVE



DOWN PRESSURE MANIFOLD



FASSE HYD BLOCK

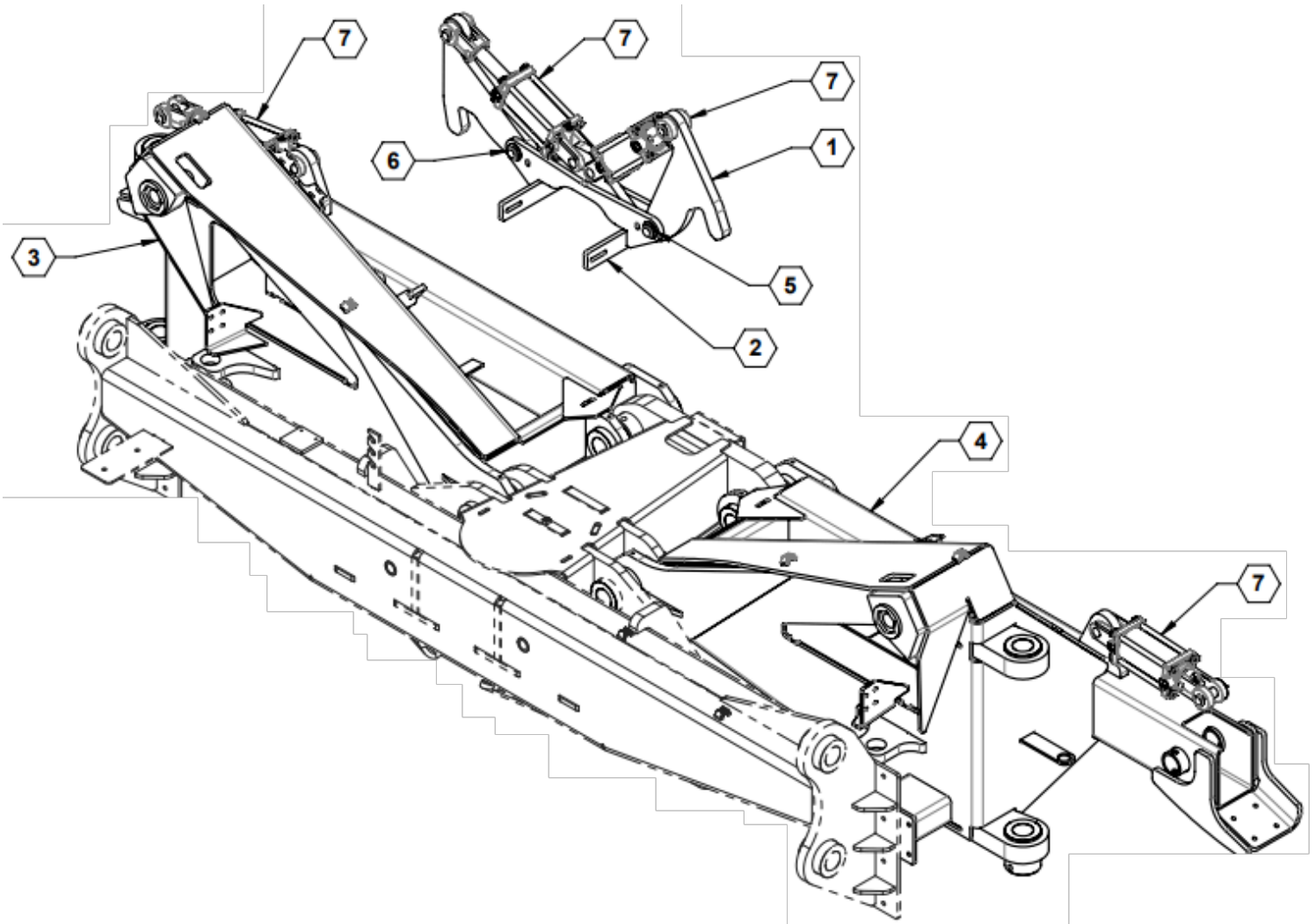


ILLUSTRATED PARTS LIST

Parts List: Bare Toolbar Assembly

ITEM	PART NO.	QTY.	DESCRIPTION
17	620075	2	CYL PIN KIT 1-1/4 X 3-7/8
25	26813	1	PLATE, HOSE HOLD DOWN
33	540052	28	P-CLAMP, 3" W/3/8" HOLE
39	596130M	3	BOLT, HH 3/8-16 X 2 GR5 MAGNI
40	596132M	2	BOLT, HH 3/8-16 X 3 GR5 MAGNI
41	596133M	2	BOLT, HH 3/8 X 3-1/2 GR5 MAGNI
48	596237M	37	NUT, CENTERLOCK 3/8-16 MAGNI
52	596258M	7	WASHER, FLAT 3/8 MAGNI
58	596744M	8	BUSHING, MACHINE, 1-1/4 x 14 GA MAGNI
66	800110	2	DECAL, AMBER, REFLECTOR

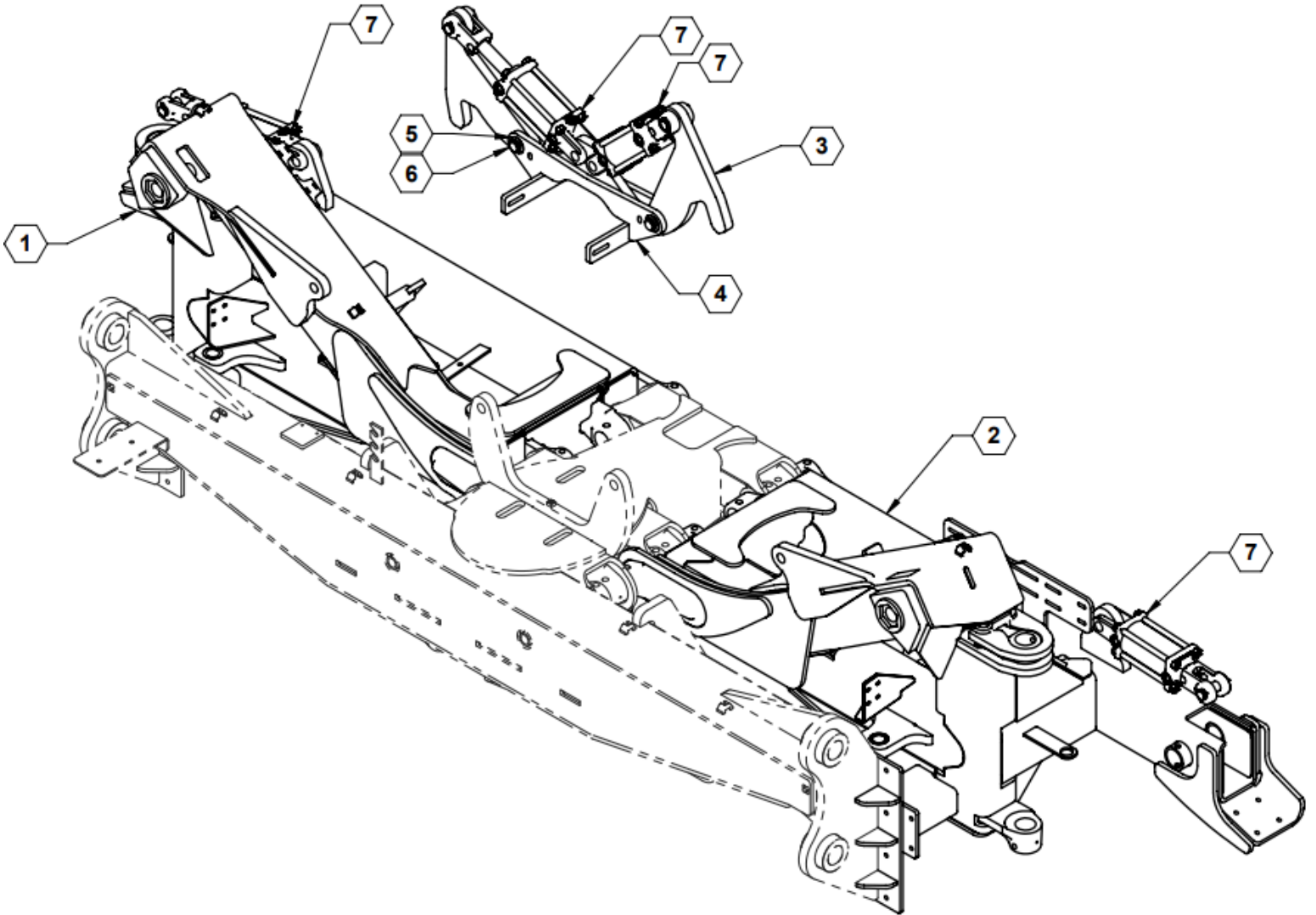
Latch Cylinder Kit Assembly, Standard Duty



Parts List: Latch Cylinder Kit Assembly, Standard Duty

ITEM	PART NO.	QTY.	DESCRIPTION
1	34543	2	PLATE, TRANSPORT LATCH ARM
2	34545	1	WELDMENT, TRANSPORT LATCH
3	34554	1	WELDMENT, LH INNER WING
4	34555	1	WELDMENT, RH INNER WING
5	596179M	4	BUSHING, MACHINED 1" X 14GA MAGNI
6	620072	1	PIN, CYLINDER, 1" X 3-3/8", KIT PKG OF 2
7	620105	4	CYLINDER, 3" X 4" X 1.25 ROD TIE ROD

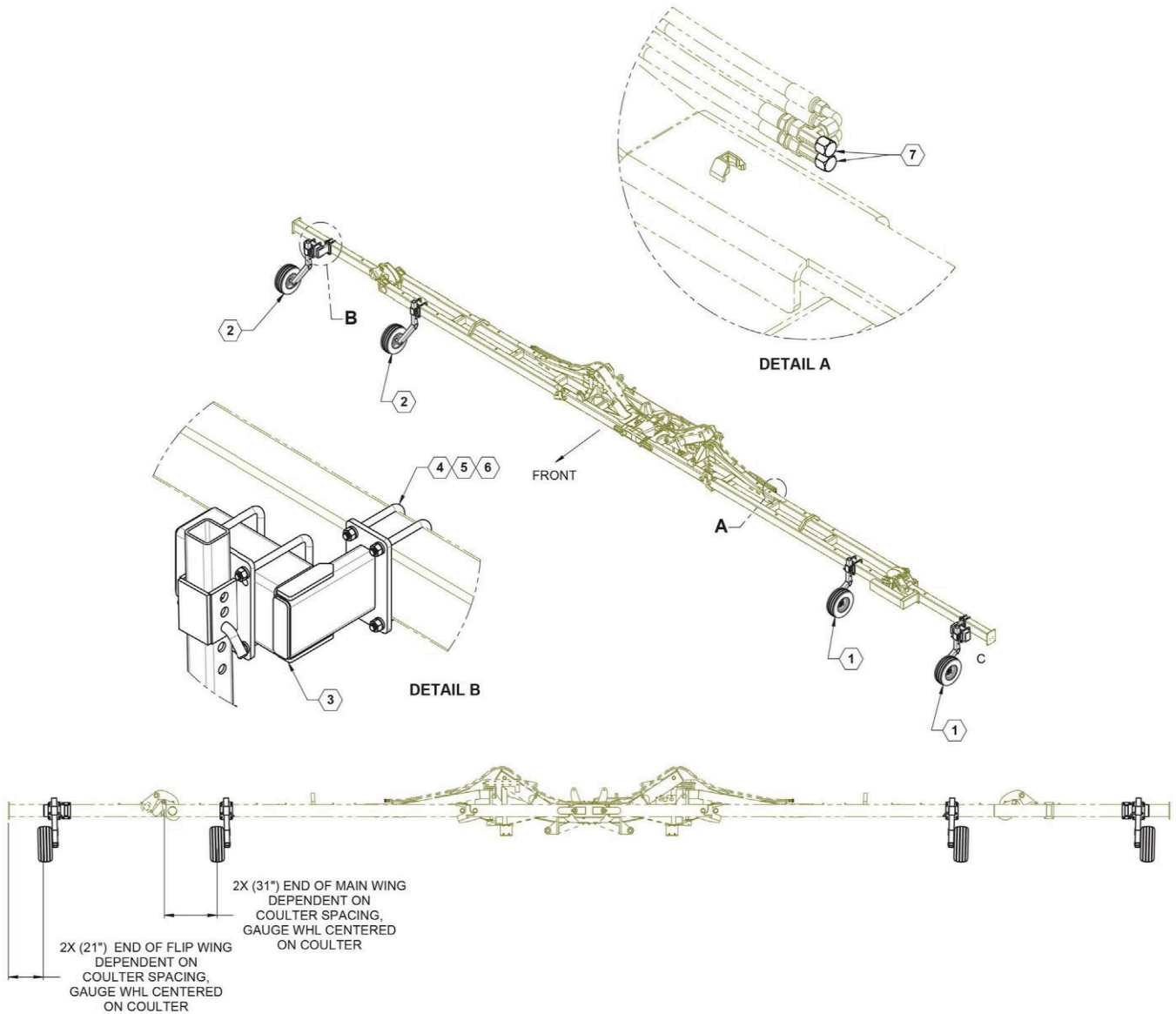
Latch Cylinder Kit Assembly, Heavy Duty



Parts List: Latch Cylinder Kit Assembly, Heavy Duty

ITEM	PART NO.	QTY.	DESCRIPTION
1	34535	1	WELDMENT, LH INNER WING
2	34540	1	WELDMENT, RH INNER WING
3	34543	2	PLATE, TRANSPORT LATCH ARM
4	34545	1	WELDMENT, TRANSPORT LATCH
5	596179M	4	BUSHING, MACHINED 1" X 14GA MAGNI
6	620072	1	PIN, CYLINDER, 1" X 3-3/8", KIT PKG OF 2
7	620105	4	CYLINDER, 3 X 4 X 1.25 ROD TIE ROD

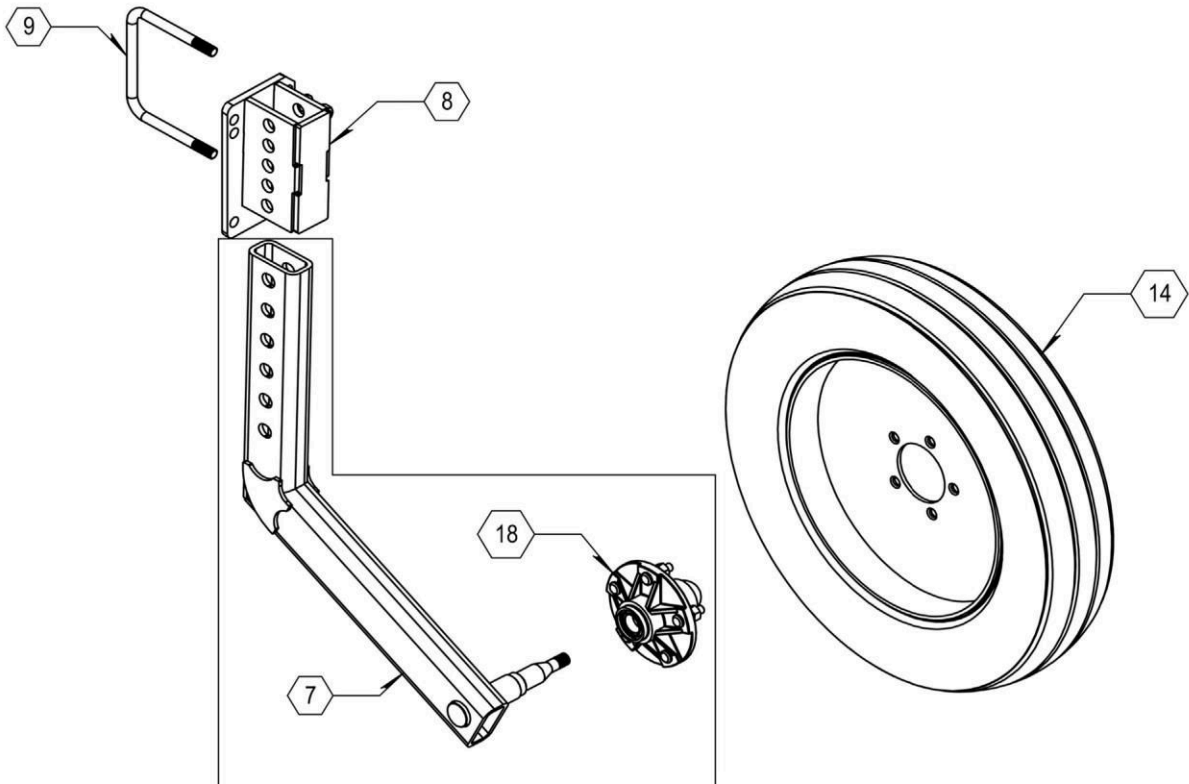
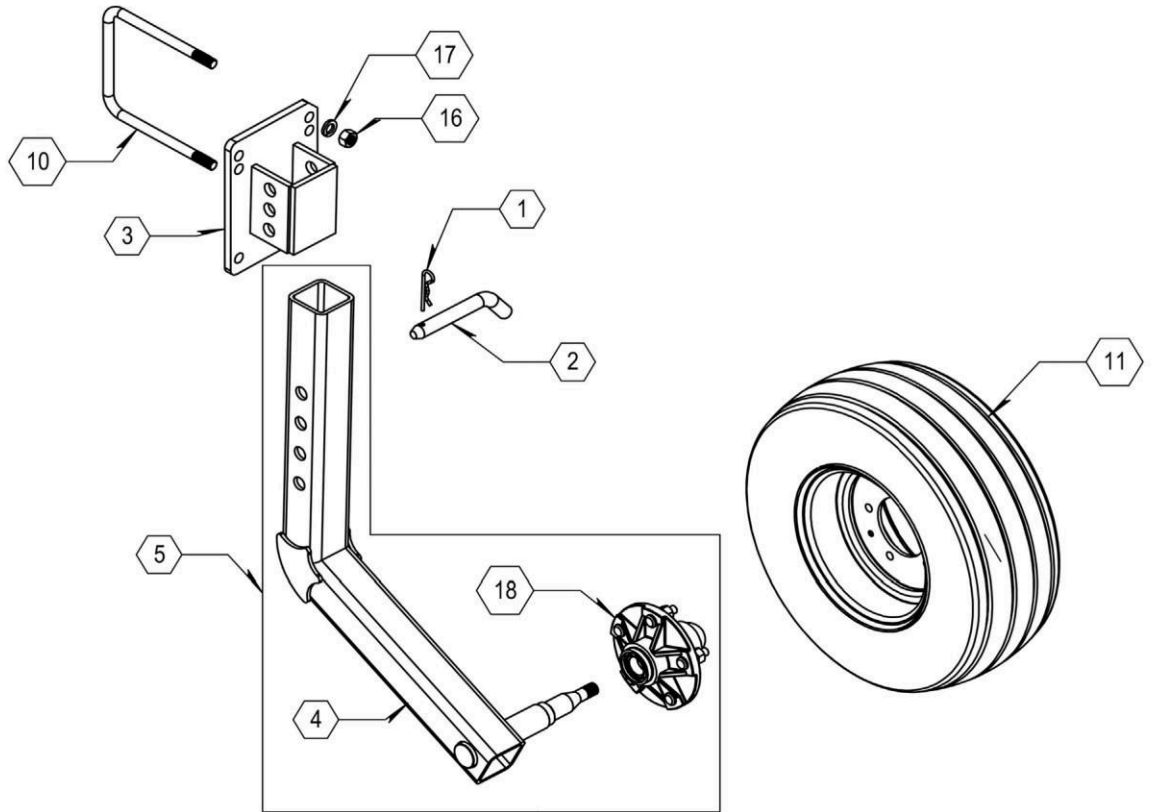
Non-Folding Gauge Wheels



Parts List 26870 - 26873 / 28415 / 28418: Non-Folding Gauge Wheels

ITEM	PART NO.	QTY.	DESCRIPTION
1	LH ASSY	2	See <i>SHORT & TALL GAUGE WHEELS</i> Section
1	RH ASSY	2	See <i>SHORT & TALL GAUGE WHEELS</i> Section
3	27145	2	STAND OFF TUBE WLDMNT
4	590061	4	U-BOLT, 5/8 X 7" X 5"
5	596216M	8	NUT, HEX 5/8-11 MAGNI
6	596253M	8	LOCKWASHER 5/8 MAGNI
7	610143	4	FJIC #6 CAP

Short and Tall Gauge Wheels



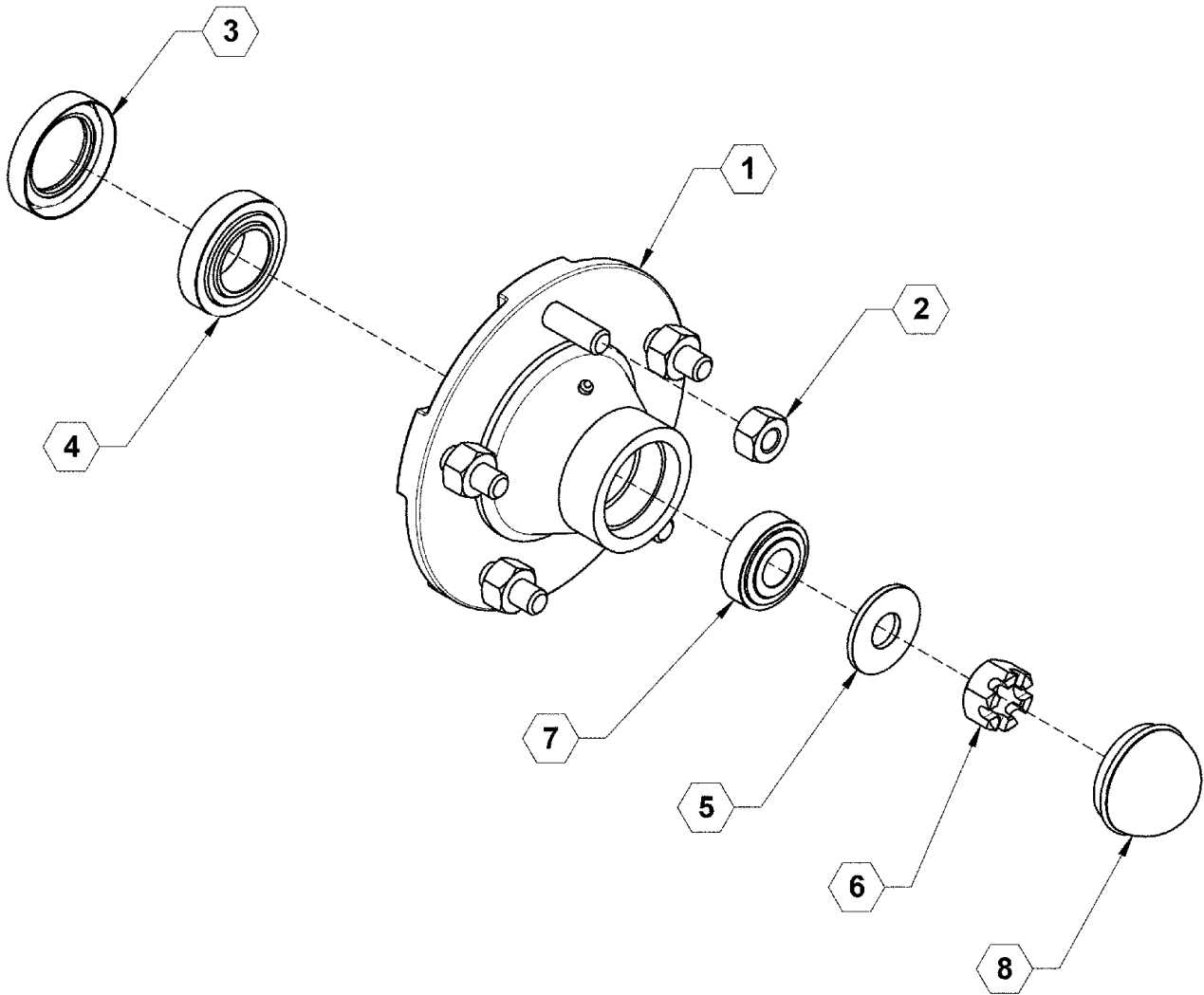
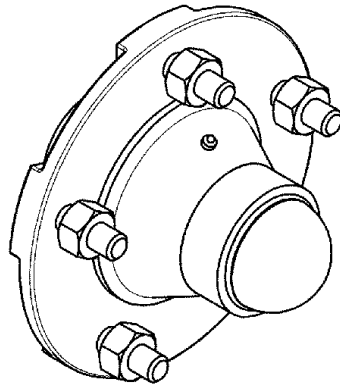


ILLUSTRATED PARTS LIST

Parts List 26762 / 26763 / 26921 / 26923: Short and Tall Gauge Wheels

ITEM	PART NO.	QTY	DESCRIPTION
1	285	AR	PIN, SPRING LOCK
2	19061	AR	PIN, CROSS
3	19055L	AR	SHORT GAUGE WHEEL MOUNT
NS	19055R	AR	SHORT GAUGE WHEEL MOUNT
4	19060L	AR	SHORT GAUGE WHEEL ARM
NS	19060R	AR	SHORT GAUGE WHEEL ARM
5	19063L	AR	SHORT ARM WITH HUB
NS	19063R	AR	SHORT ARM WITH HUB
6	22041L	AR	TALL ARM WITH HUB
NS	22041R	AR	TALL ARM WITH HUB
7	22045L	AR	TALL GAUGE WHEEL ARM
NS	22045R	AR	TALL GAUGE WHEEL ARM
8	35747	AR	TALL GAUGE WHEEL MOUNT
NS	35748	AR	TALL GAUGE WHEEL MOUNT
9	590061	AR	U-BOLT 5/8 X 5 X 7"
10	590108	AR	U-BOLT 5/8 X 7 X 7"
11	700023	AR	TIRE & RIM, SHORT 20.5 X 8 X 10, YELLOW
12	700030	AR	TIRE & RIM, SHORT 20.5 X 8 X 10, SILVER
13	700133	AR	TIRE & RIM, TALL, 6.70 X 15, SILVER
14	700134	AR	TIRE & RIM, TALL, 6.70 X 15, YELLOW
15	730030	AR	NUT, LUG
16	596216M	AR	NUT, HEX 5/8 MAGNI
17	596253M	AR	WASHER, LOCK 5/8 MAGNI
18	730003ASSY	AR	Q736 HUB ASSEMBLY, 5 BOLT, 5.5" B.C.

5-Bolt Hub Assembly, Q736

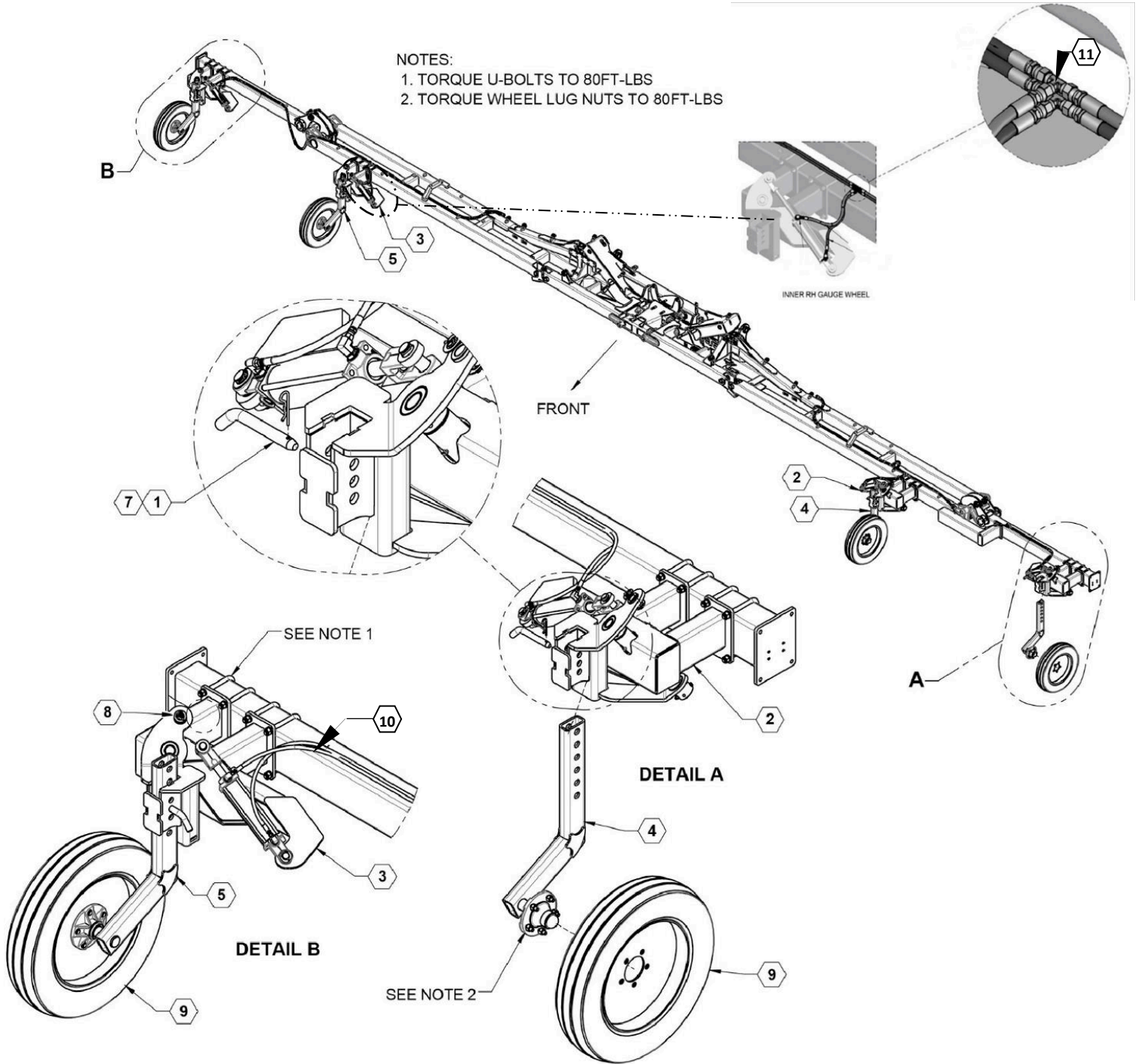


Parts List 730003: 5-Bolt Hub Assembly, Q736

ITEM	PART NO.	QTY.	DESCRIPTION
1	730003	1	Q736 HUB ASSEMBLY (ITEMS 1-7)
2	1724	5	WHEEL STUD BOLT, 913576
2	1725	5	WHEEL LUG NUT, 912919
3	1716	1	SEAL QDS 906296
4	1710	1	INNER CUP (LM67010)
4	1712	1	INNER CONE (LM67048)
5	730034	1	HUB WASHER
6	730035	1	CASTLE NUT N669
7	1711	1	OUTER CUP (LM11910)
7	1713	1	OUTER CONE (LM11949)
8	1714	1	HUB CAP QDS 909931

Folding Gauge Wheels

- NOTES:
 1. TORQUE U-BOLTS TO 80FT-LBS
 2. TORQUE WHEEL LUG NUTS TO 80FT-LBS



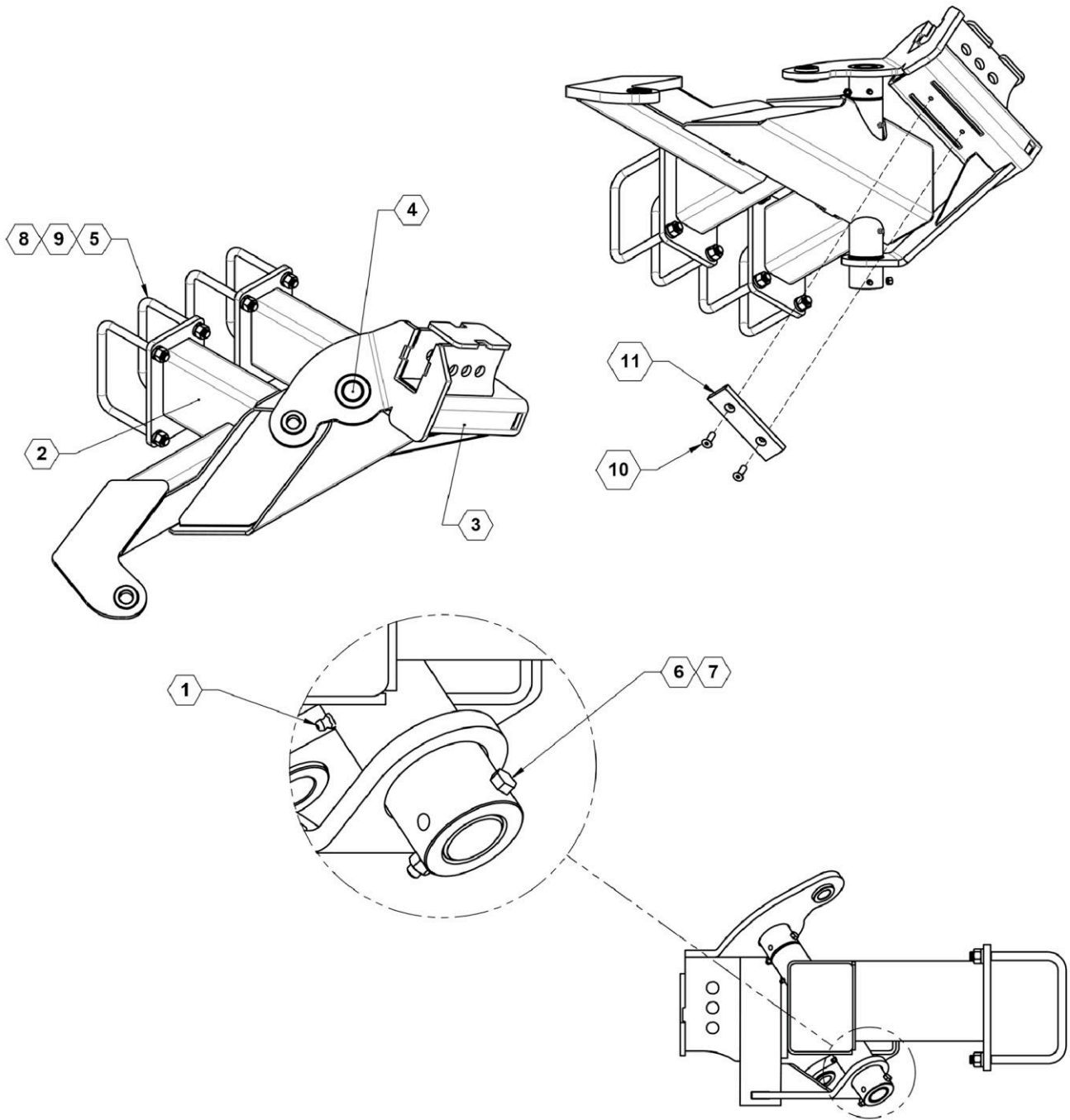


ILLUSTRATED PARTS LIST

Parts List 26760 / 26761 / 26922 / 26926 / 35550: Folding Gauge Wheels

ITEM	PART NO.	QTY.	DESCRIPTION
1	19061	4	PIN, GAUGE WHEEL MOUNT
2	21923L	2	ASSEMBLY, FOLDING GAUGE WHEEL LH
2	35451	2	ASSY, LH FOLDING GAUGE WHEEL – (EXTENDED MOUNT)
3	21923R	2	ASSEMBLY, FOLDING GAUGE WHEEL RH
3	35450	2	ASSY, RH FOLDING GAUGE WHEEL – (EXTENDED MOUNT)
4	22018L	2	ARM ASSEMBLY, PIVOT GAUGE WHEEL LH – (TALL TIRE)
4	19063L	2	LH GAUGE WHEEL ARM ASSEMBLY – (SHORT TIRE)
4	35458	2	ARM ASSY, PIVOT GA WHEEL LH – (EXTENDED MOUNT)
5	22018R	2	ARM ASSEMBLY, PIVOT GAUGE WHEEL RH – (TALL TIRE)
5	19063R	2	RH GAUGE WHEEL ARM ASSEMBLY – (SHORT TIRE)
5	35457	2	ARM ASSY, PIVOT GA WHL RH – (EXTENDED MOUNT)
7	590017	4	PIN, HITCH, 1/8 X 3-1/8" ZP
8	596179M	16	WASHER, 1 X 14GA MAGNI
9	700134	4	TIRE / WHEEL 6.70X15 GAUGE WHEEL – (TALL TIRE)
9	700023	4	TIRE, 20.5 X 8 X 10", YELLOW – (SHORT TIRE)
10	26929	1	60' HYDRAULIC ASSEMBLY, FOLDING GAUGE WHEEL
10	27062	1	66' HYDRAULIC ASSEMBLY, FOLDING GAUGE WHEEL
11	610003	4	JIC #4 UNION TEE

Folding Gauge Wheel Bracket Assembly



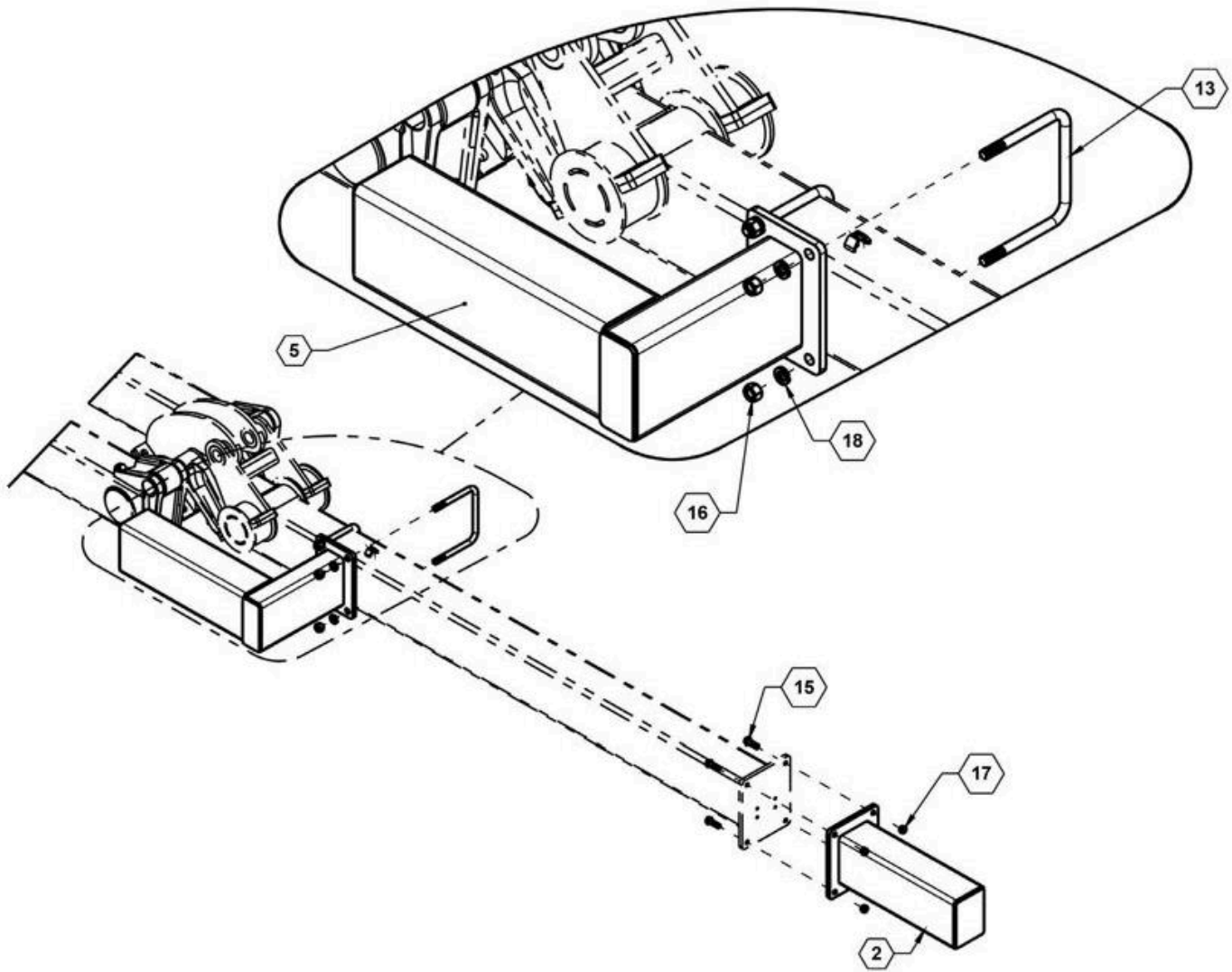


ILLUSTRATED PARTS LIST

Parts List 21923L/R: Folding Gauge Wheel Bracket Assembly

ITEM	PART NO.	QTY.	DESCRIPTION
1	759	2	ZERK, 1/4-28 STRAIGHT
2	21924L	1	GAUGE WHEEL BASE MOUNT
NS	21924R	1	GAUGE WHEEL BASE MOUNT
3	21925L	1	GAUGE WHEEL ARM MOUNT
NS	21925R	1	GAUGE WHEEL ARM MOUNT
4	21944	1	PIN, GAUGE WHEEL PIVOT
5	530171	4	U-BOLT, 5/8x7 1/16" x 8 1/2", ZP
6	596119M	2	BOLT, HH 5/16-18X3 GR5 MAGNI
7	596212M	2	NUT, 5/16-18
8	596216M	8	NUT, HEX 5/8-11 MAGNI
9	596253M	8	LOCKWASHER 5/8 MAGNI
10	596726M	2	FHSCS 3/8-16 X 1-1/4 MAGNI
11	750066	1	PAD, GAUGE WHEEL STOP

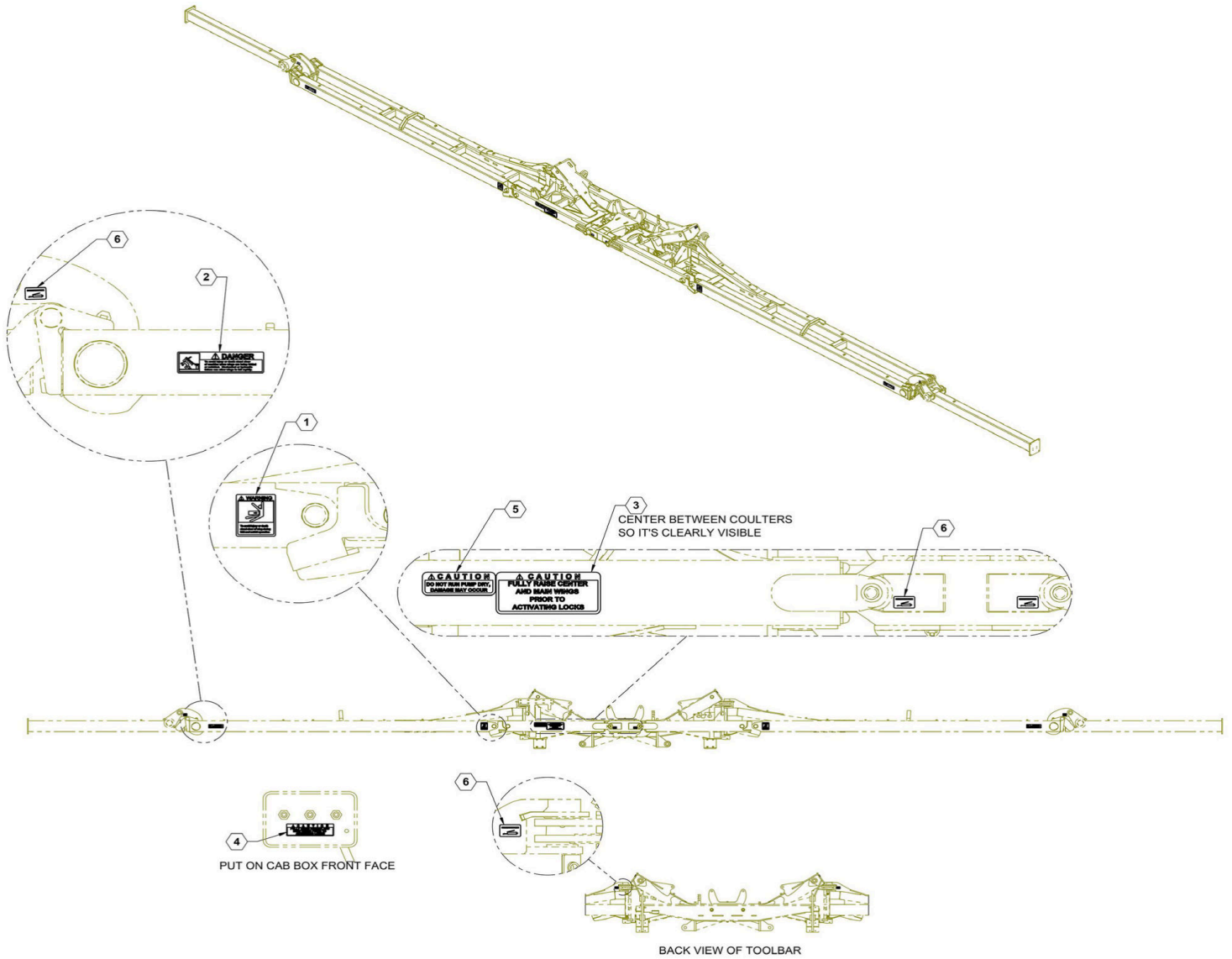
Flip Wing Extension Tube



Parts List: Flip Wing Extension Tube

ITEM	PART NO.	QTY.	DESCRIPTION
2	22213	2	7x5 WING EXTENSION 13.5" LONG
2	15380	2	7x5 WING EXTENSION 19.75" LONG
2	22213	2	7x5 WING EXTENSION 22" LONG
5	26034	2	STAND OFF BRACKET
13	590061	8	U-BOLT, 5/8 X 7" X 5"
15	596153M	8	BOLT, HH 1/2-13X1-1/2 GR5 MAGNI
16	596216M	16	NUT, HEX 5/8-11 MAGNI
17	596239M	8	NUT, CENTERLOCK, 1/2-13 MAGNI
18	596253M	16	LOCKWASHER 5/8 MAGNI

Toolbar Decals



Parts List 26961: Toolbar Decals

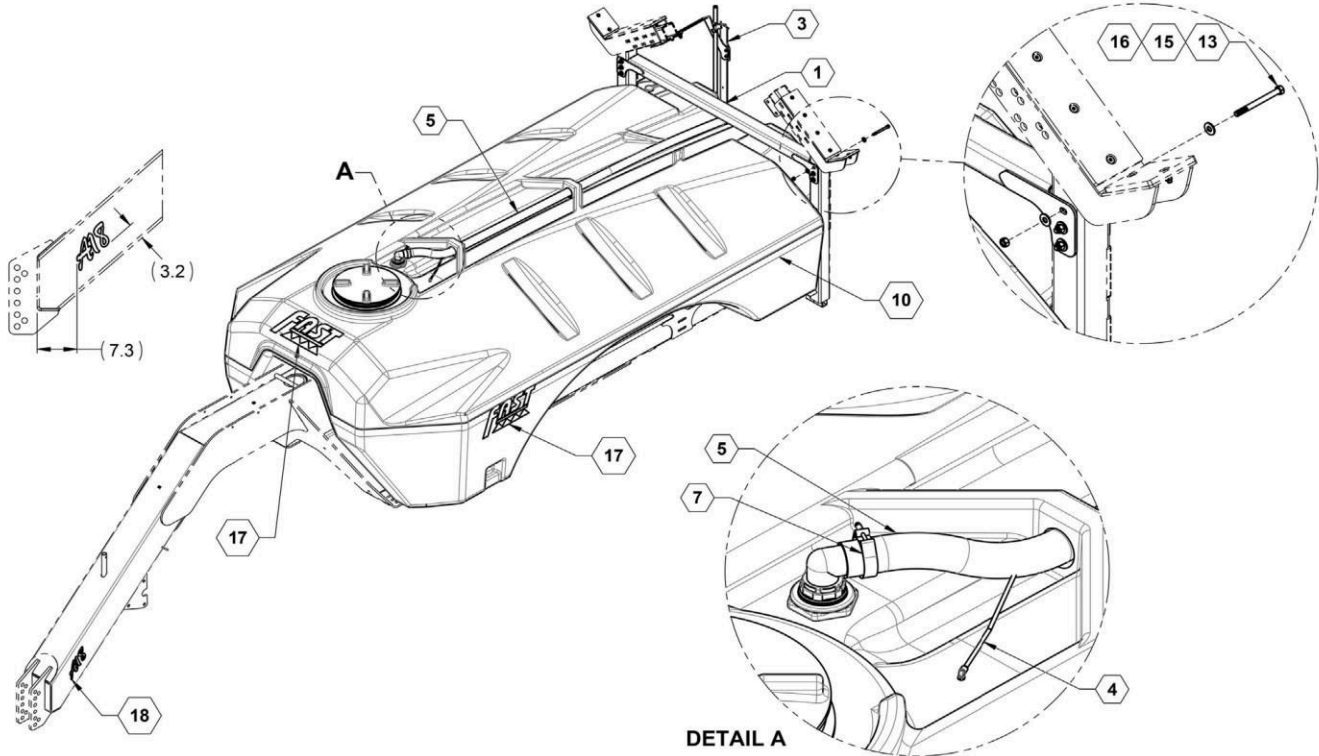
ITEM	PART NO.	QTY.	DESCRIPTION
1	800105	2	DECAL, WARNING-STAND CLEAR
2	800106	2	DECAL, DANGER-STAND CLEAR
3	800249	1	DECAL, FULLY RAISE CENTER
4	800252	1	DECAL, CAUTION FULLY RAISE CENTER
5	800282	1	DECAL, DO NOT RUN PUMP DRY , ENGLISH
6	800287	8	DECAL, GREASE PIVOT POINTS

TANKS AND FRAMES

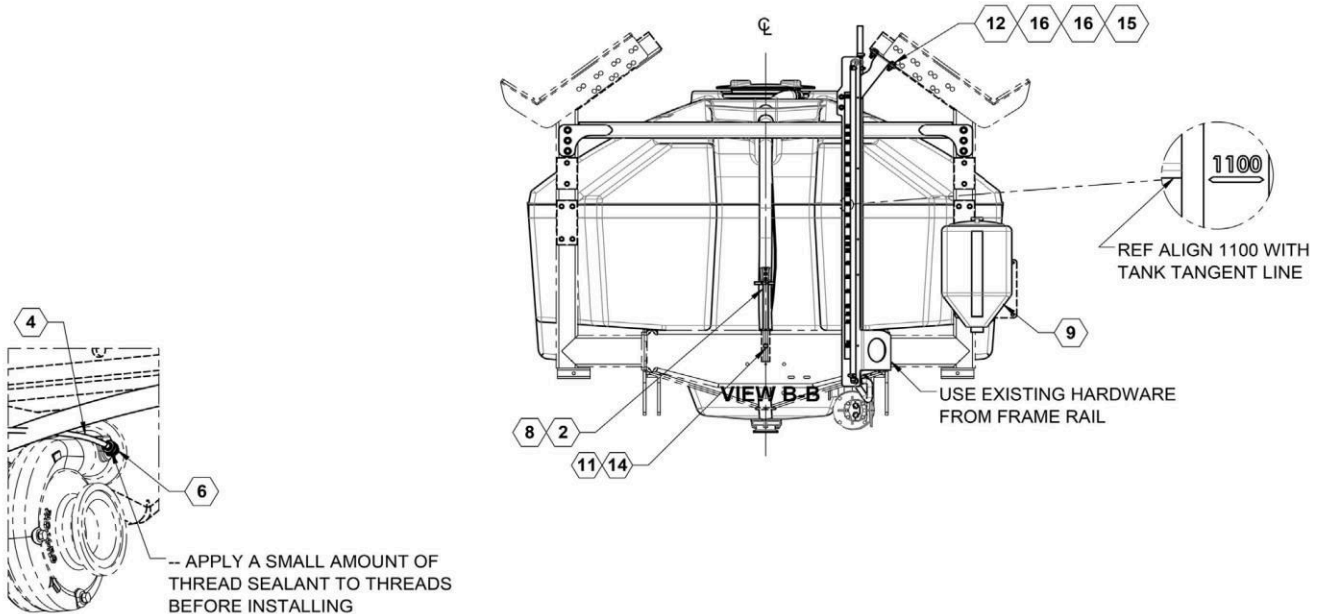
1800 Gallon Tank, Hold Down Bracket, and Hand Rinse

NOTE:

1. APPLY 800181 AND 800195 AT ASSEMBLY
2. INSTALL 26441 AFTER TANK IS INSTALLED



DETAIL A



REF ALIGN 1100 WITH TANK TANGENT LINE

USE EXISTING HARDWARE FROM FRAME RAIL

- APPLY A SMALL AMOUNT OF THREAD SEALANT TO THREADS BEFORE INSTALLING
- PUSH HOSE INTO FITTING ON PUMP - ENSURE HOSE ALWAYS GOES UPWARD, AND HAS NO DIPS



ILLUSTRATED PARTS LIST

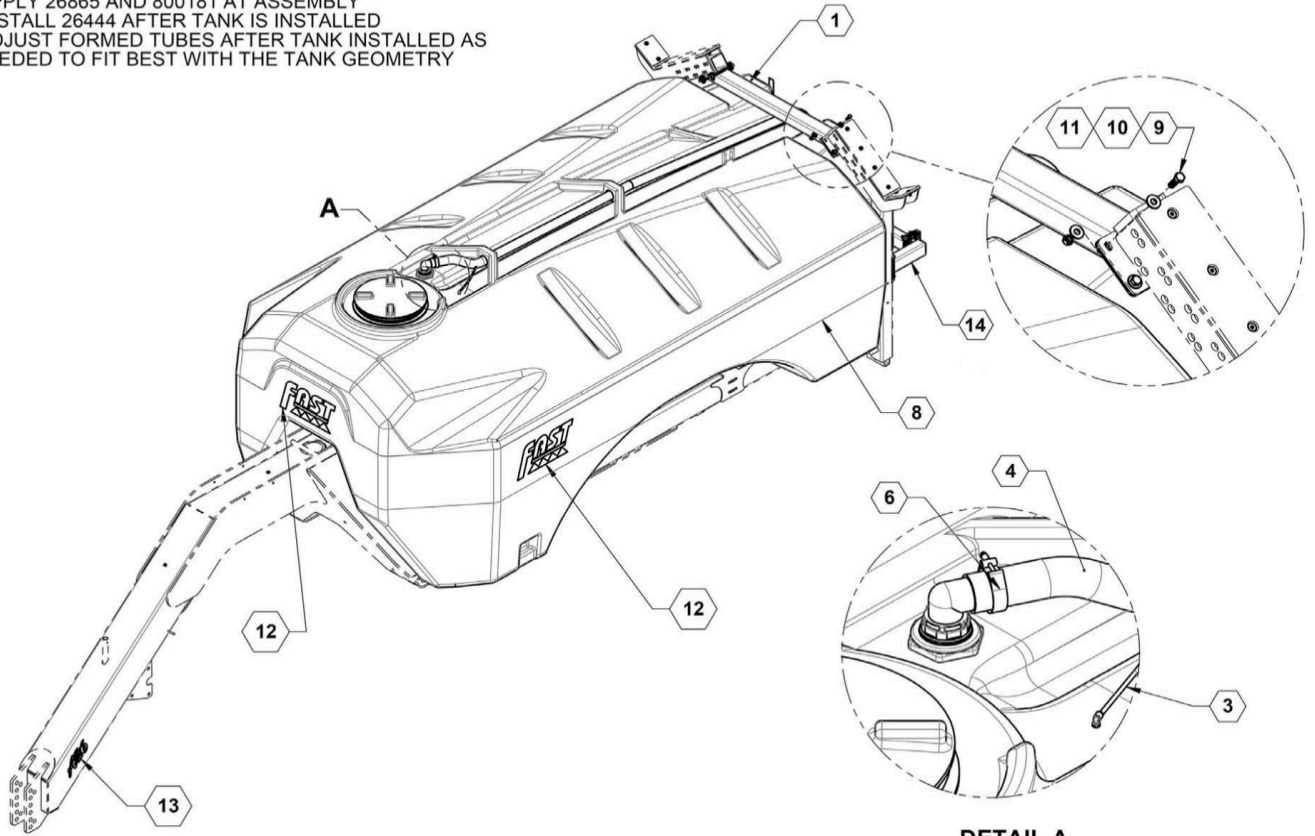
Parts List 26745 / 26863: 1800 Gallon Tank, Hold Down Bracket, and Hand Rinse

ITEM	PART NO.	QTY.	DESCRIPTION
1	26441	1	TANK HOLD DOWN, 1800 GALLON
2	27867	1	SMV MOUNT
3	28012	1	ASSEMBLY, SIGHT GAUGE A18
4	510023	1	HOSE, 1/4" POLY BLACK 19FT
5	510025	1	HOSE, 2" CLEAR PVC SUCTION 60 X 15FT
6	530003	1	ELBOW, MALE 1/4"X1/8"
7	540007	1	CLAMP, HOSE 2" T-BOLT
8	540020	1	CLAMP, 3-1/2" SS
9	570092	1	TANK 10 GALLON, WHITE
9	570097	1	TANK 10 GALLON, YELLOW
10	570155TNK	1	TANK 1800, WHITE, APPLICATOR FITTINGS, NO DECAL
10	570153TNK	1	TANK 1800 YELLOW, APPLICATOR FITTING, NO DECAL
11	596152M	1	BOLT, HH 1/2X1 GR5 MAGNI
12	596153M	2	BOLT, HH 1/2-13X1-1/2 GR5 MAGNI
13	596161M	6	BOLT, HH 1/2X5-1/2 GR5 MAGNI
14	596223M	1	NUT, HEX JAM 1/2-13 MAGNI
15	596239M	8	NUT, CENTERLOCK, 1/2-13 MAGNI
16	596260M	16	WASHER, FLAT 1/2 MAGNI
17	800181	3	FAST TANK LOGO
18	800229	2	DECAL, A18 SILVER

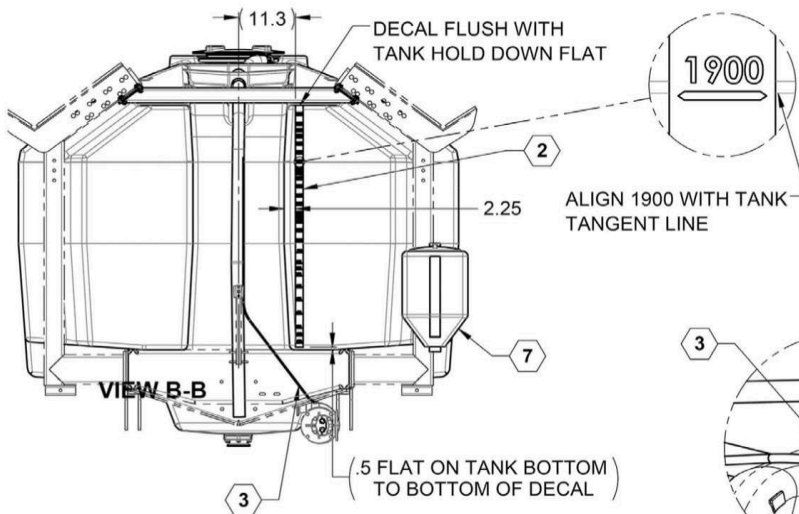
2600 Gallon Tank, Hold Down Bracket, and Hand Rinse

NOTE:

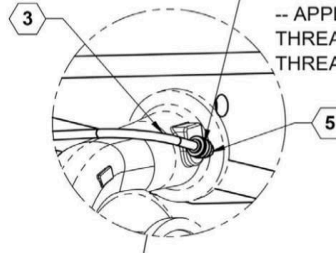
1. APPLY 26865 AND 800181 AT ASSEMBLY
2. INSTALL 26444 AFTER TANK IS INSTALLED
3. ADJUST FORMED TUBES AFTER TANK INSTALLED AS NEEDED TO FIT BEST WITH THE TANK GEOMETRY



DETAIL A



PUSH HOSE INTO FITTING ON PUMP - ENSURE HOSE ALWAYS GOES UPWARD, AND HAS NO DIPS -- APPLY A SMALL AMOUNT OF THREAD SEALANT TO THE THREADS BEFORE INSTALLING



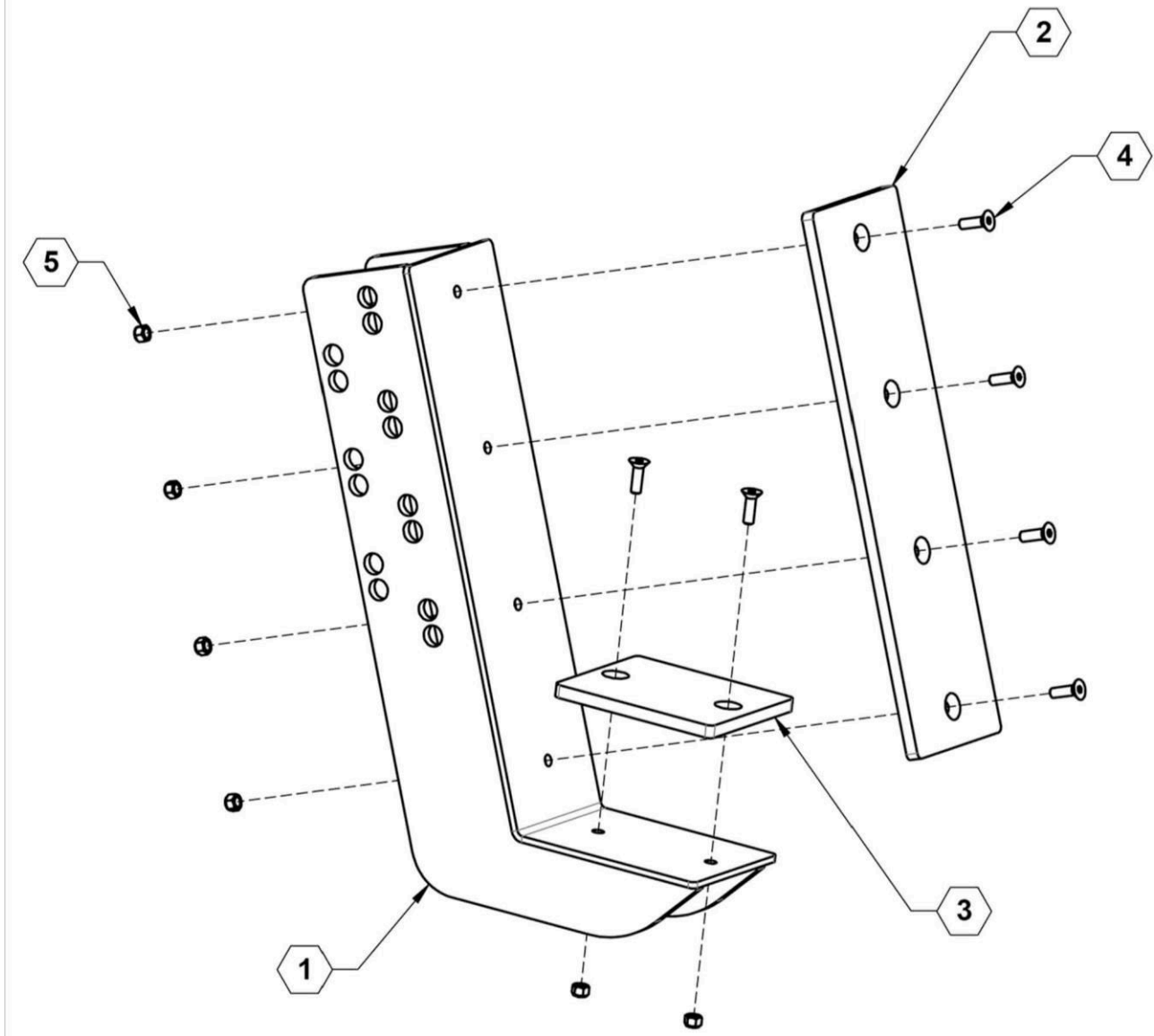


ILLUSTRATED PARTS LIST

Parts List 26746 / 26864: 2600 Gallon Tank, Hold Down Bracket, and Hand Rinse

ITEM	PART NO.	QTY.	DESCRIPTION
1	26444	1	UPPER TANK HOLD DOWN
2	800194	1	DECAL, 2650 GALLON LEVEL
2	28013	1	A26 SIGHT GAUGE ASSEMBLY
3	510023	1	HOSE, 1/4" POLY BLACK 19'
4	510025	1	2" CLEAR PVC SUCTION HOSE 60 x 15'
5	530003	1	ELBOW, MALE 1/4"X1/8"
6	540007	1	CLAMP, HOSE 2" T-BOLT
7	570092	1	TANK 10 GALLON, WHITE
7	570097	1	TANK 10 GALLON, YELLOW
8	570156TNK	1	TANK 2600 (White) APPLICATOR FIT NO DECAL
8	570154TNK	1	TANK 2600 (Yellow) APPLICATOR FITTING, NO DECAL
9	596153M	7	BOLT, HH 1/2-13X1-1/2 GR5 MAGNI
10	596239M	8	NUT, CENTERLOCK, 1/2-13 MAGNI
11	596260M	16	WASHER, FLAT 1/2 MAGNI
12	800181	3	FAST TANK LOGO
13	800230	2	DECAL, A26 SILVER
14	27885	1	TANK SUPPORT ASSEMBLY

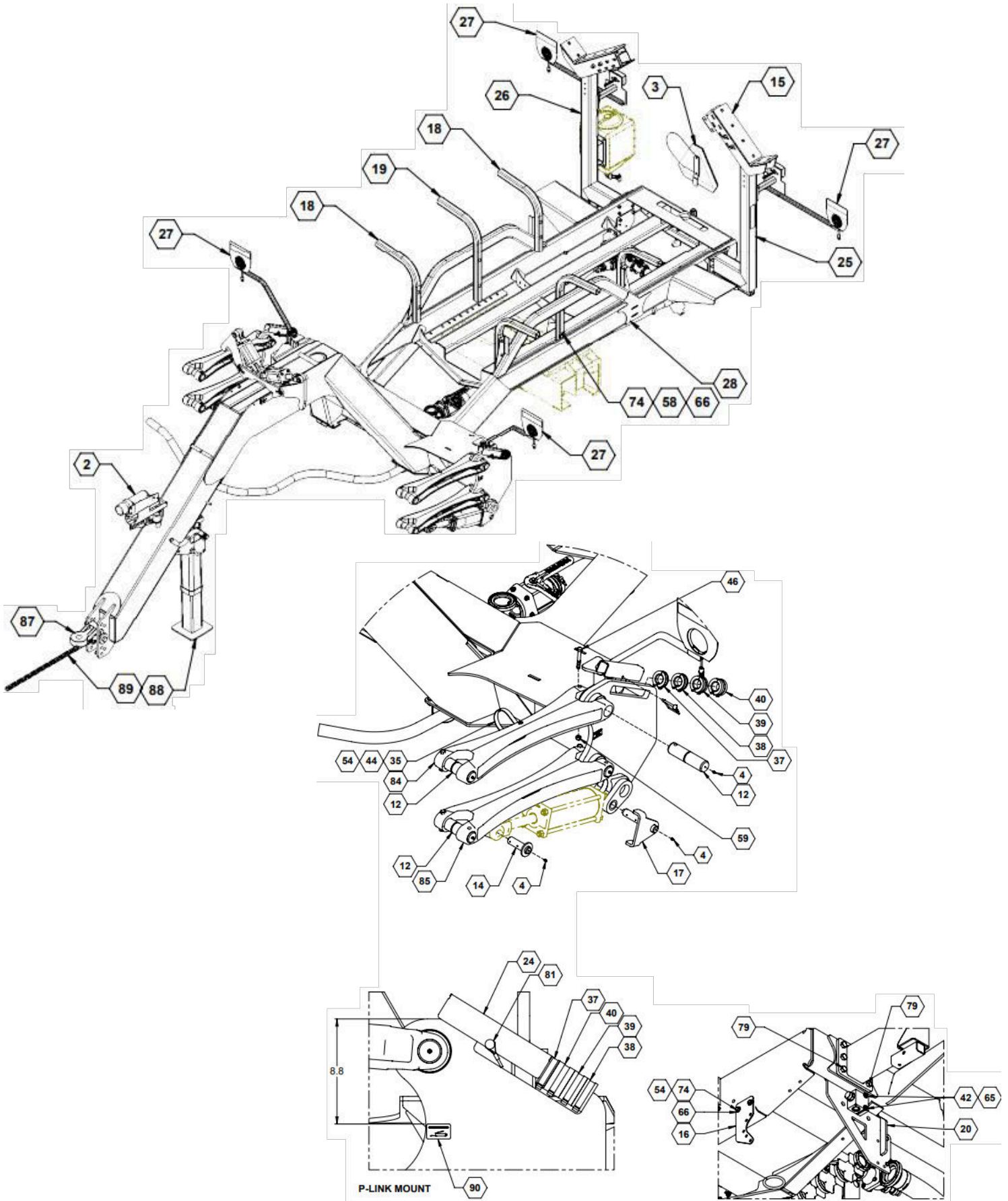
Wing Rest Cradle Assembly



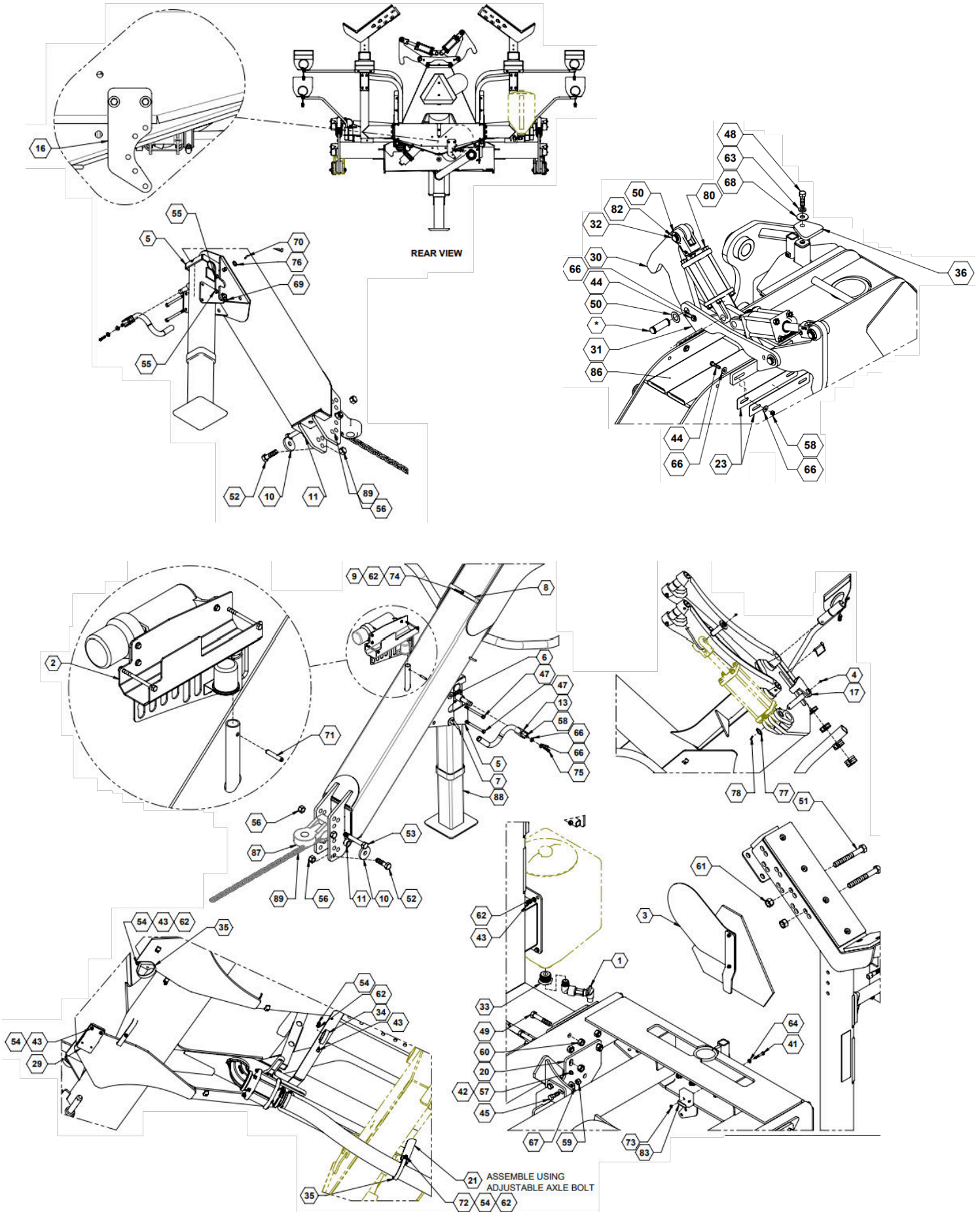
Parts List 21995: Wing Rest Cradle Assembly

ITEM	PART NO.	QTY.	DESCRIPTION
1	21994	1	WING REST CRADLE
2	26019	1	UHMW TOOLBAR REST
3	26020	1	UHMW TOOLBAR REST SMALL
4	596726M	6	FHSCS 3/8-16 X 1-1/4 MAGNI
5	596229M	6	NUT, HEX NYLOCK 3/8-16 MAGNI

Standard A-Series Cart Frame Base Assembly



ILLUSTRATED PARTS LIST





ILLUSTRATED PARTS LIST

Parts List 34600: Standard A-Series Cart Frame Base Assembly

ITEM	PART NO.	QTY.	DESCRIPTION
1	90SAFCHWF	1	FC HAND WASH FAUCET ASSY
2	90SAHMH	1	HOSE.MANUAL HOLDER
3	90SASMVWOSIS	1	SMV ASSEMBLY W/O SIS DECAL
4	759	12	ZERK, 1/4-28 STRAIGHT PIPE THREAD
5	15430	1	JACK HOLDER WELDMENT
6	15437	1	PIN, JACK LINKAGE
7	15440	1	PIN, JACK LOCK
8	15558	3	BRACKET HOSE
9	15566	3	SPACER, HOSE BRACKET
10	15829	1	WASHER PLATE, SAFTEY CHAIN
11	15835	1	BUSHING, SAFTEY CHAIN SPACER
12	15848	8	PIN, CAST LIFTARM
13	17846	1	JACK CRANK WELDMENT
14	21822	2	PIN WELDMENT, ROD END MAIN LIFT
15	21995	2	SYBASSY, WING REST CRADLE
16	22253	1	PLATE, QUICK FIL VALVE MOUNT
17	23385	2	PIN WELDMENT, MAIN LIFT
18	26954	4	TUBE, SUPPORT, FENDER
19	26955	2	TUBE, SUPPORT FENDER MID
20	26960	1	WELDMENT, PUMP MOUNT
21	2675	1	WELDMENT, HOSE MOUNT
22	2682	1	ASSY, STD PRODUCT PLUMBING
23	27213	4	PLATE, TRANSPORT LATCH SHIM
24	27676	2	CYLINDER STOP 10" STROKE
25	27877	1	WELDMENT, WING REST
26	27878	1	WELDMENT, WING REST RH
27	27880	1	ASSY, LIGHTING AND MARKING
28	28800	1	WELDMENT, WELDED TRAILER
29	28974	1	PLATE, COUNTERBALANCE RELOCATION, STD A-SERIES
30	34543	2	PLATE, TRANSPORT LATCH ARM
31	34545	1	WELDMENT, TRANSPORT LATCH
32	34633	2	PIN, CYLINDER WELDED
33	530143	1	REDUCER, 1-1/4" MPT X 3/4" FPT
34	540052	5	P-CLAMP, 3" W/3/8" HOLE
35	540053	4	P-CLAMP, 4" W/3/8" HOLE



ILLUSTRATED PARTS LIST

36	590023	2	TAB, HOLD DOWN
37	590205	2	CYLINDER STOP, 3/4"
38	590206	2	CYLINDER STOP 1"
39	590207	2	CYLINDER STOP, 1-1/4"
40	590208	2	CYLINDER STOP, 1-1.2"
41	596104M	1	BOLT, HH 1/4-20 X 1-3/4 GR5 MAGNI
42	596119M	2	BOLT, HH 5/16-18 X 3 GR5 MAGNI
43	596128M	12	BOLT, HH 3/8-16 X 1 GR5 MAGNI
44	596129M	10	BOLT, HH 3/8-16 X 1-1/2 GR5 MAGNI
45	596153M	2	BOLT, HH 1/2-13 X 1-1/2 GR5 MAGNI
46	596157M	8	BOLT, HH 1/2 X 3-1/2 GR5 MAGNI
47	596163M	2	BOLT, HH 1/2 X 6-1/2 GR5 MAGNI
48	596170M	2	BOLT, H 5/8-11 X 2 GR5 MAGNI
49	596175M	8	BOLT, HH 5/8-11 X 3-1/2 GR8 MAGNI
50	596179M	6	BUSHING, MACHINED 1" X 14 GA MAGNI
51	596192M	4	BOLT, HH 3/4-10 X 6 GR5 MAGNI
52	596201M	1	BOLT, HEX 1-8 X 3-1/2 GR5 MAGNI
53	596208M	2	BOLT, HH 1-8 X 6-3/4 GR5 MAGNI
54	596213M	15	NUT, HEX 3/8-16 MAGNI
55	596231M	2	NUT, HEX NLOCK 1.2-13 MAGNI
56	596234M	3	NUT, NEX NYLOCK 1-8 MAGNI
57	596236M	2	NUT, CENTERLOCK, 5/16-18 MAGNI
58	596237M	19	NUT, CENTERLOCK 3/8-16 MAGNI
59	596239M	10	NUT, CENTERLOCK, 1/2-13 MAGNI
60	596240M	12	NUT, CENTERLOCK, 5/8-11 MAGNI
61	596241M	4	NUT, CENTERLOCK 3/4-10 MAGNI
62	596250M	20	LOCKWASHER, 3/8 MAGNI
63	596253M	2	LOCKWASHER 5/8 MAGNI
64	596256M	1	WASHER, FLAT 1/4 USS MAGNI
65	596257M	2	WASHER, FLAT 5/16 USS MAGNI
66	596258M	30	WASHER, FLAT 3/8 MAGNI
67	596260M	2	WASHER, FLAT 1/2 MAGNI
68	596261M	2	WASHER, FLAT 5/8 MAGNI
69	596296M	1	LYNCH PIN, 1/2 X 1-3/4 MAGNI
70	596299M	1	ROLL PIN, 1/4 X 1-1/2"
71	596300M	1	SPRING PIN, 3/8 X 2 MAGNI
72	596592M	3	BOLT, CARRIAGE 3/8-16 X 1 MAGNI

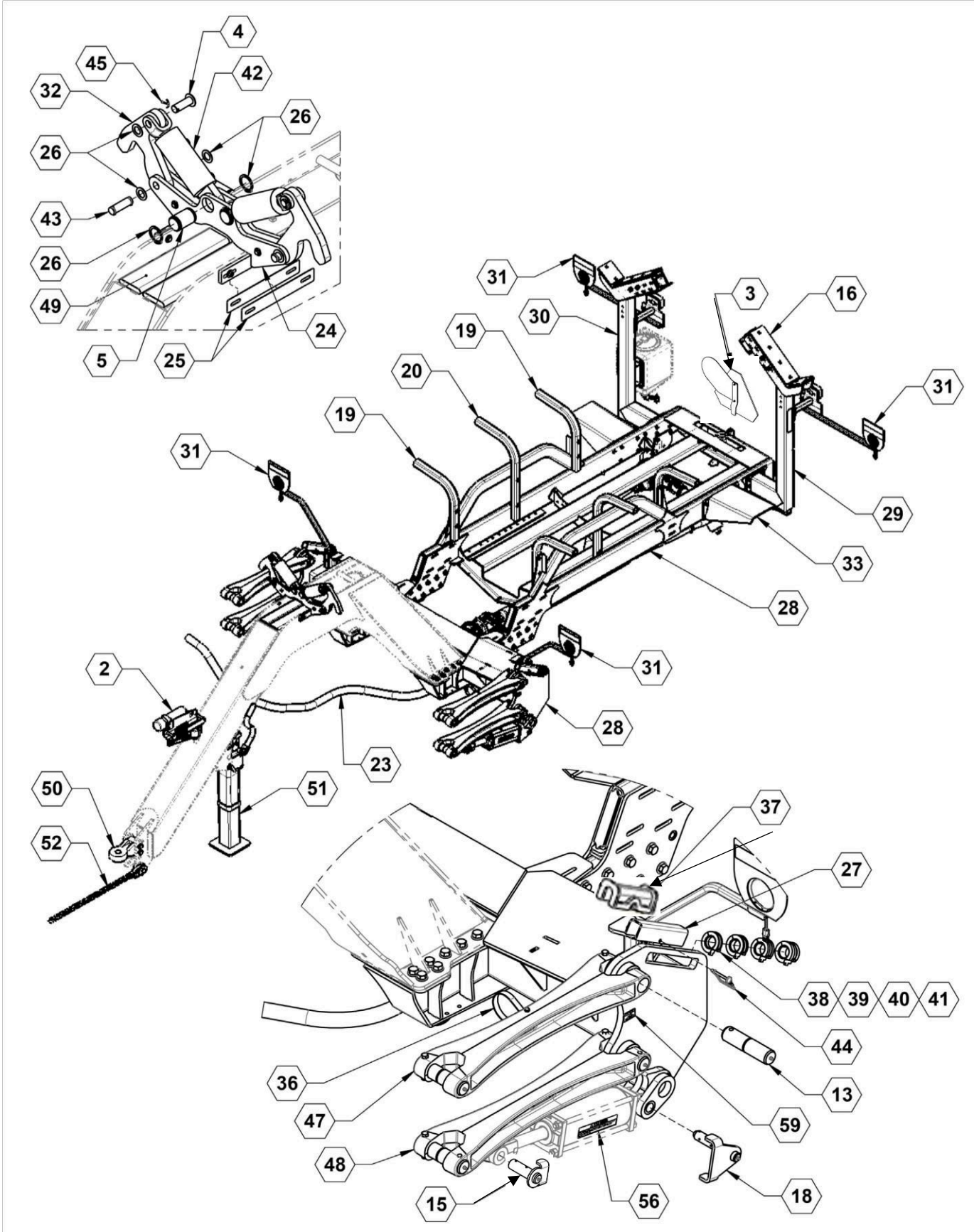


ILLUSTRATED PARTS LIST

73	596622M	1	NUT, TOPLOCK 1/4-20 MAGNI
74	596635M	17	BOLT, HH 3/8 X 1-1/4 MAGNI
75	596636M	1	BOLT, HH 3/8-16 X 2-1/4 GR5 MAGNI
76	596738M	1	MACHINED BUSHING 3/4" 10GA
77	596744M	4	BUSHING, MACHINE, 1-1/4 X 14 GA MAGNI
78	5996746M	4	SPRING PIN 5x50mm MAGNI
79	596800M	4	BOLT, HH 5/8-1 X 4 GR5 MAGNI
80	620105	2	CYLINDER, 3" X 4" X 1.25 ROD TIE ROD
81	720001	2	SNAP PIN, 5/16
82	730033	2	COTTER PIN, N669, 4-BOLT
83	740031	1	LIGHT MODULE, SAFTEY FLASHER
84	750051M	2	UPPER LIFTARM CASTING
85	750052M	2	LOWER LIFTARM CASTING
86	790018	2	HOSE SLEEVE
87	790040	1	HITCH CAT 4 BLACK ARTICULATING
88	790045	1	JACK, JOSTM, 25,000 LB LIFTING
89	790050	1	SAFTEY CHAIN, 30,000 LB
90	800287	2	DECAL, GREASE PIVOT POINTS

ILLUSTRATED PARTS LIST

Frame, Jack, Lift Arms, Tank Supports, Rear Tank Holddown, Lighting, Decals, SMV





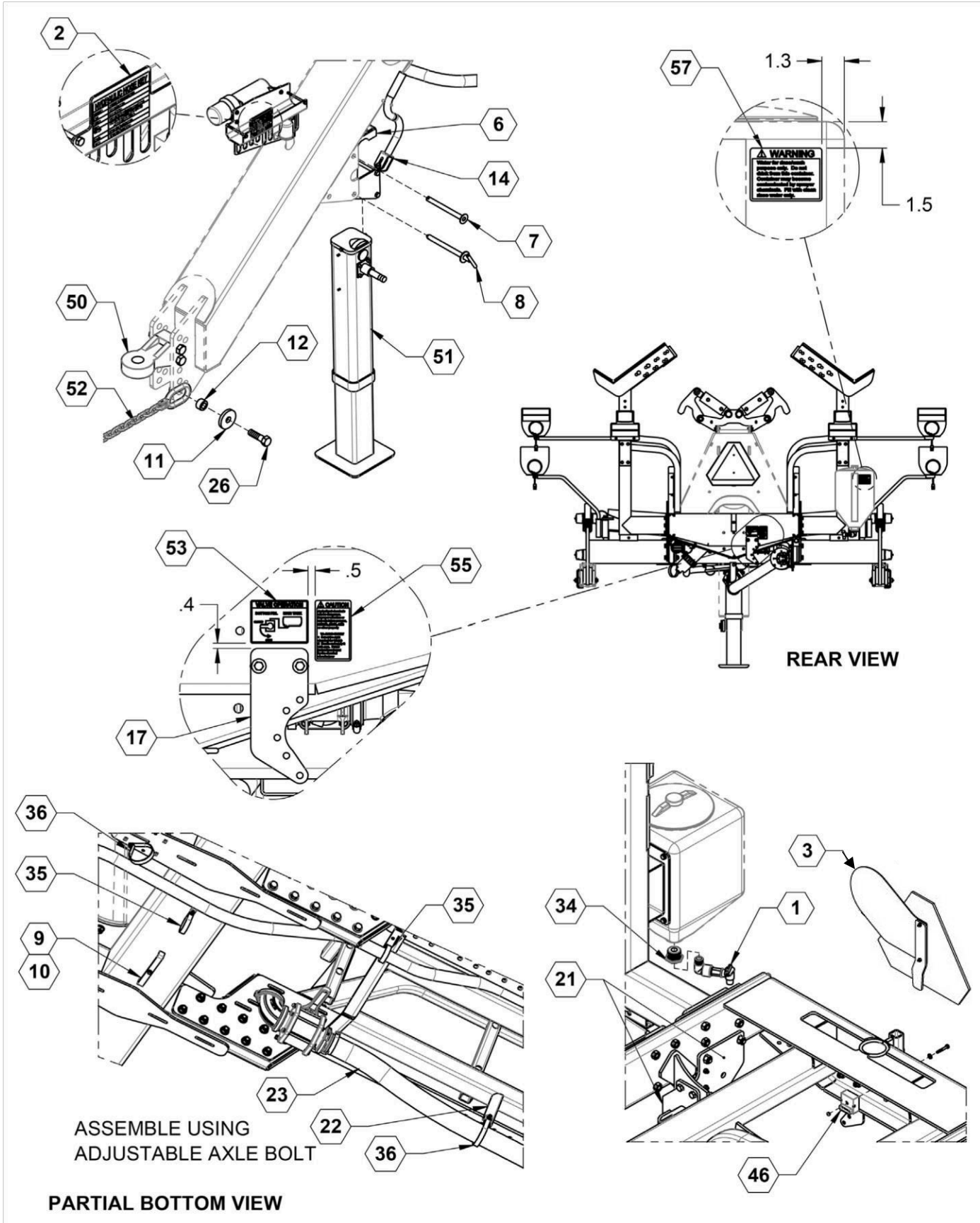
ILLUSTRATED PARTS LIST

Parts List: Frame, Jack, Lift Arms, Tank Supports, Rear Tank Holddown, Lighting, Decals, SMV

ITEM	PART NO.	QTY.	DESCRIPTION
2	90SAHMH	1	HOSE/MANUAL HOLDER
3	90SASMVWOSIS	1	SMV ASSEMBLY W/O SIS DECAL
4	11629	2	CRADLE CYLINDER PIN
5	15179	2	PIN, LATCH CYL BASE
13	15848	8	PIN, CAST LIFTARM
15	28915	2	PIN WLDMT, ROD END MAIN LIFT
16	21995	2	SUBASSY, WING REST CRADLE
18	23385	2	PIN WLDMT, MAIN LIFT
19	26954	4	TUBE, SUPPORT, FENDER
20	26955	2	TUBE, SUPPORT FENDER MID
24	27211	1	WLDMNT, TRANSPORT LATCH
25	27213	4	PLATE, TRANSPORT LATCH SHIM
26	34611	1	KIT, BASE TRAILER HARDWARE
27	28166	2	WLDMNT, RED CYLINDER STOP
28	27875	1	ASSEMBLY, CART, BOLT TOGETHER <i>for narrower than 20"/50cm Coulter Spacing</i>
28	34600	1	ASSY, STD A SERIES CART FRAME <i>for 22"/56cm Coulter Spacing and wider</i>
29	27877	1	WLDMT, WING REST
30	27878	1	WLDMT, WING REST RH
31	27880	1	ASSY, LIGHTING AND MARKING
32	27908	2	PLATE, TRANSPORT LATCH ARM
33	27920	2	WLDMNT, TANK SIDE SUPPORT
36	540053	4	P-CLAMP, 4" W/3/8" HOLE
37	590023	2	TAB, HOLD DOWN
38	590205	2	CYLINDER STOP, 3/4" CLIP-ON
39	590206	2	CYLINDER STOP, 1" CLIP-ON
40	590207	2	CYLINDER STOP, 1-1/4" CLIP-ON
41	590208	2	CYLINDER STOP, 1-1/2" CLIP-ON
42	620026	2	CYLINDER 3X4 CUSTOM WING LATCH
42	34324	2	ASSY, SINGLE LUG TIE ROD CYLINDER
43	620072	1	PIN, CYLINDER, 1" X 3-3/8", KIT PKG OF 2
44	720001	2	SNAP PIN, 5/16
45	730033	2	COTTER PIN, N669, 4-BOLT
47	750051M	2	UPPER LIFTARM CASTING
48	750052M	2	LOWER LIFTARM CASTING
49	790018	1	HOSE SLEEVE X 14FT
50	790040	1	HITCH CAT 4 BLACK ARTICULATING
51	790045	1	JACK, JOST, 25,000 LB LIFTING
52	790050	1	SAFETY CHAIN, 30,000 LB
56	800107	2	DECAL, WARNING-AVOID CRUSHING
59	800287	2	DECAL, GREASE PIVOT POINTS

ILLUSTRATED PARTS LIST

Frame, Jack, Lift Arms, Tank Supports, Rear Tank Holddown, Lighting, Decals, SMV (cont.)



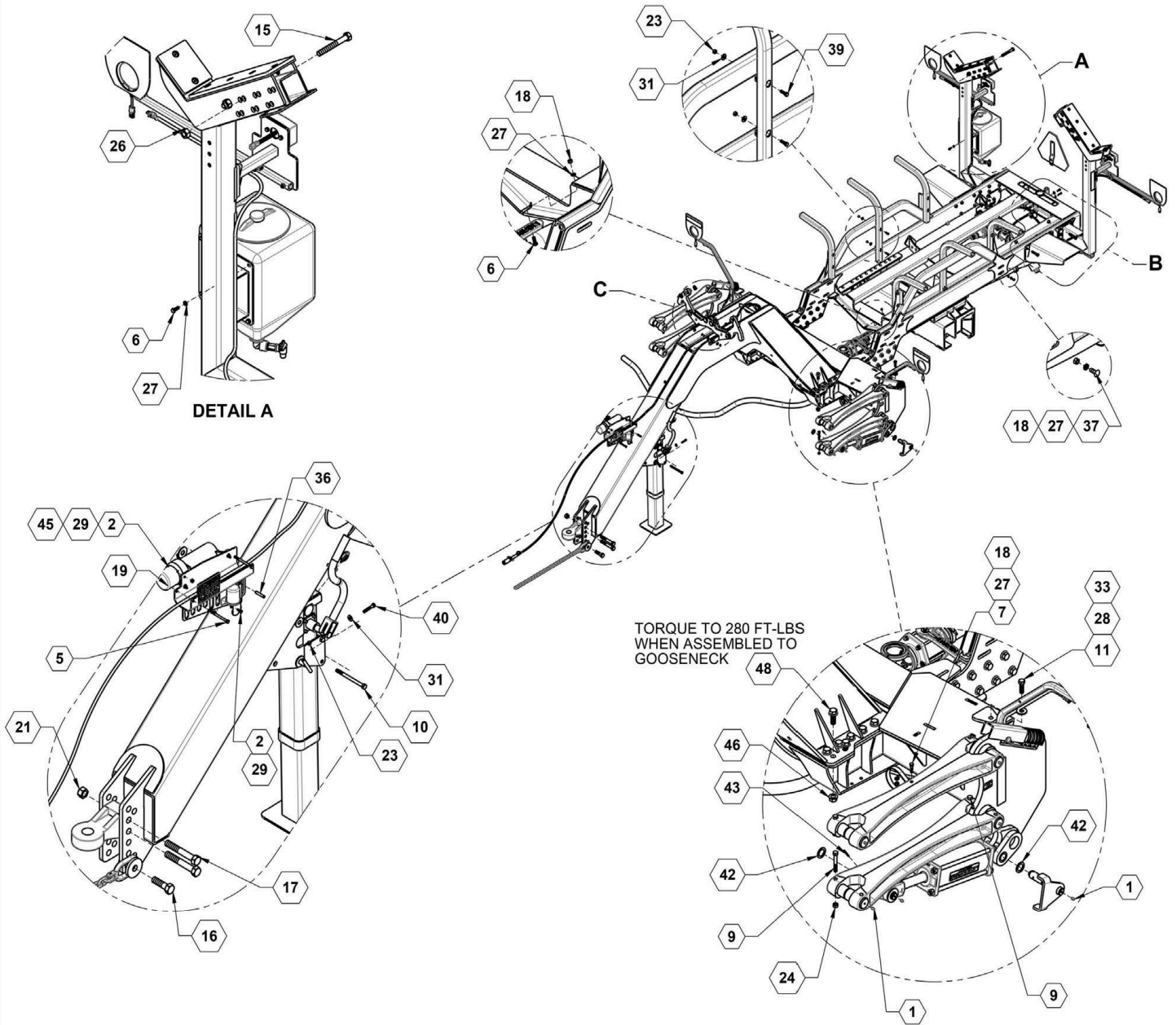


ILLUSTRATED PARTS LIST

Parts List: Frame, Jack, Lift Arms, Tank Supports, Rear Tank Holddown, Lighting, Decals, SMV (cont.)

ITEM	PART NO.	QTY.	DESCRIPTION
1	90SAFCHWF	1	FC HAND WASH FAUCET ASSY
2	90SAHMH	1	HOSE/MANUAL HOLDER
3	90SASMVWOSIS	1	SMV ASSEMBLY W/O SIS DECAL
6	15430	1	JACK HOLDER WELDMENT
7	15437	1	PIN, JACK LINKAGE
8	15440	1	PIN, JACK LOCK
9	15558	1	BRACKET, HOSE
10	15566	1	SPACER, HOSE BRACKET
11	15829	1	WASHER PLATE, SAFETY CHAIN
12	15835	1	BUSHING, SAFETY CHAIN SPACER
14	17846	1	JACK CRANK WLDMT
17	22253	1	PLATE, QUICK FILL VALVE MOUNT
22	26975	1	WLDMNT, HOSE MOUNT
23	26982	1	ASSY, STD PRODUCT PLUMBING
26	34611	1	KIT, BASE TRAILER HARDWARE
34	530143	1	REDUCER, 1-1/4" MPT X3 /4" FPT
35	540052	5	P-CLAMP, 3" W/3/8" HOLE
36	540053	4	P-CLAMP, 4" W/3/8" HOLE
46	740031	1	LIGHT MODULE, SAFETY FLASHER
50	790040	1	HITCH CAT 4 BLACK ARTICULATING
51	790045	1	JACK, JOST, 25,000 LB LIFTING
52	790050	1	SAFETY CHAIN, 30,000 LB
53	800017	1	DECAL, MAIN TANK VALVE OPERATION
55	800101	1	DECAL, CAUTION-AG CHEMICAL
57	800108	1	DECAL, WARNING-RINSE TANK

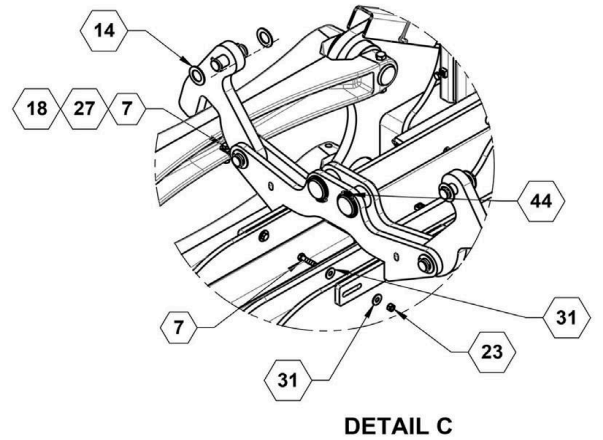
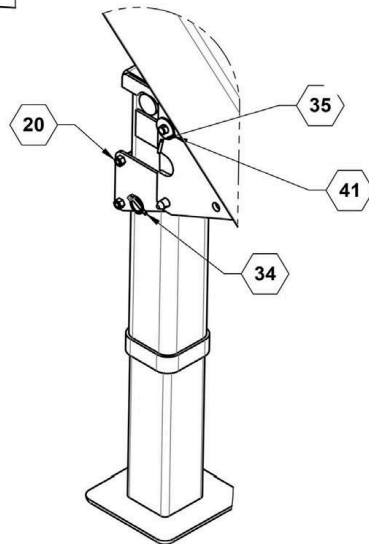
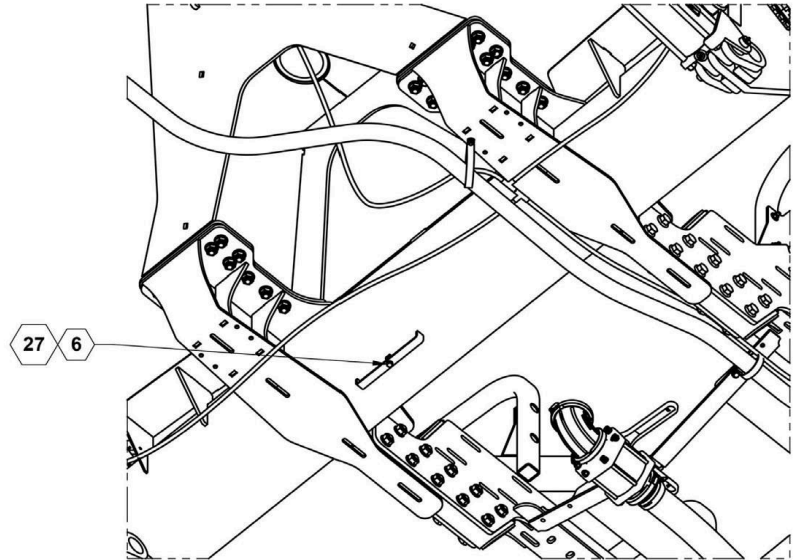
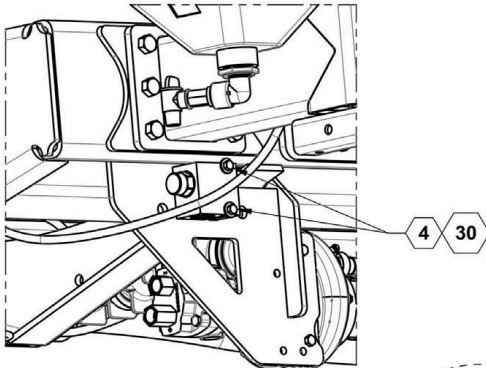
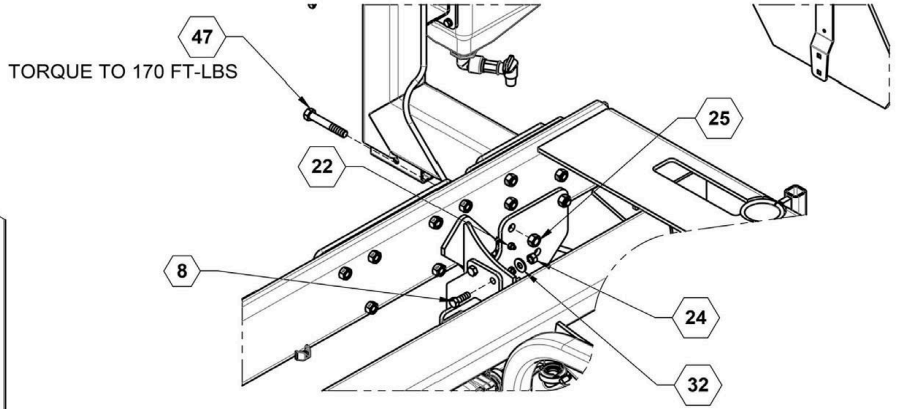
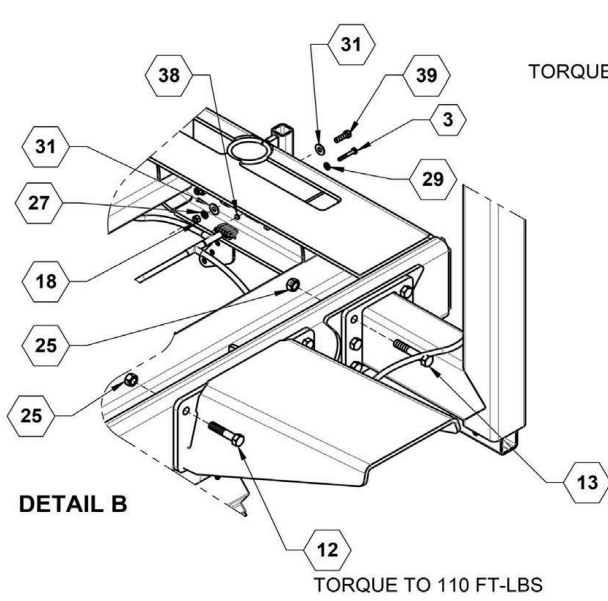
Frame Hardware Assembly



Parts List: Frame Hardware Assembly

ITEM	PART NO.	QTY.	DESCRIPTION
1	759	12	ZERK, 1/4-28 STRAIGHT
2	596101M	5	BOLT, HH 1/4-20X3/4 GR5 MAGNI
5	596122M	2	BOLT, HEX 5/16X4-1/2" GR5 MAGNI
6	596128M	11	BOLT, HH 3/8-16 X 1 GR5 MAGNI
7	596129M	8	BOLT, HH 3/8-16X1-1/2 GR5 MAGNI
9	596157M	8	BOLT, HH 1/2X3-1/2 GR5 MAGNI
10	596163M	2	BOLT, HH 1/2X6-1/2 GR5 MAGNI
11	596170M	2	BOLT, HH 5/8-11X2 GR5 MAGNI
15	596192M	4	BOLT, HH 3/4-10X6 GR5 MAGNI
16	596201M	1	BOLT, HEX 1-8X3-1/2 GR5 MAGNI
17	596208M	2	BOLT, HH 1-8X6-3/4 GR5 MAGNI
18	596213M	10	NUT, HEX 3/8-16 MAGNI
19	596228M	2	NUT, HEX NYLOCK 5/16-18 MAGNI
21	596234M	3	NUT, HEX NYLOCK 1-8 MAGNI
23	596237M	19	NUT, CENTERLOCK 3/8-16 MAGNI
24	596239M	10	NUT, CENTERLOCK, 1/2-13 MAGNI
26	596241M	4	NUT, CENTERLOCK 3/4-10 MAGNI
27	596250M	17	LOCKWASHER 3/8 MAGNI
28	596253M	2	LOCKWASHER 5/8 MAGNI
29	596256M	6	WASHER, FLAT 1/4 USS MAGNI
31	596258M	26	WASHER, FLAT 3/8 MAGNI
33	596261M	2	WASHER, FLAT 5/8 MAGNI
36	596300M	1	SPRING PIN, 3/8 X 2 MAGNI
37	596592M	2	BOLT, CARRIAGE 3/8-16 X 1 MAGNI
39	596635M	14	BOLT, HH 3/8-16 x 1-1/4 MAGNI
40	596636M	1	BOLT, HH 3/8-16X2-1/4 GR5 MAGNI
42	596744M	4	BUSHING, MACHINED, 1-1/4 x 14 GA MAGNI
43	596746M	4	SPRING PIN 5X50mm MAGNI
45	596767M	5	NUT, HEX FLANGE 1/4-20 MAGNI
46	596775M	28	NUT, HEX FLANGE 3/4-10 GR8 MAGNI
48	596814M	28	BOLT, HEX FLANGE 3/4-10 X 2 GR 8 MAGNI

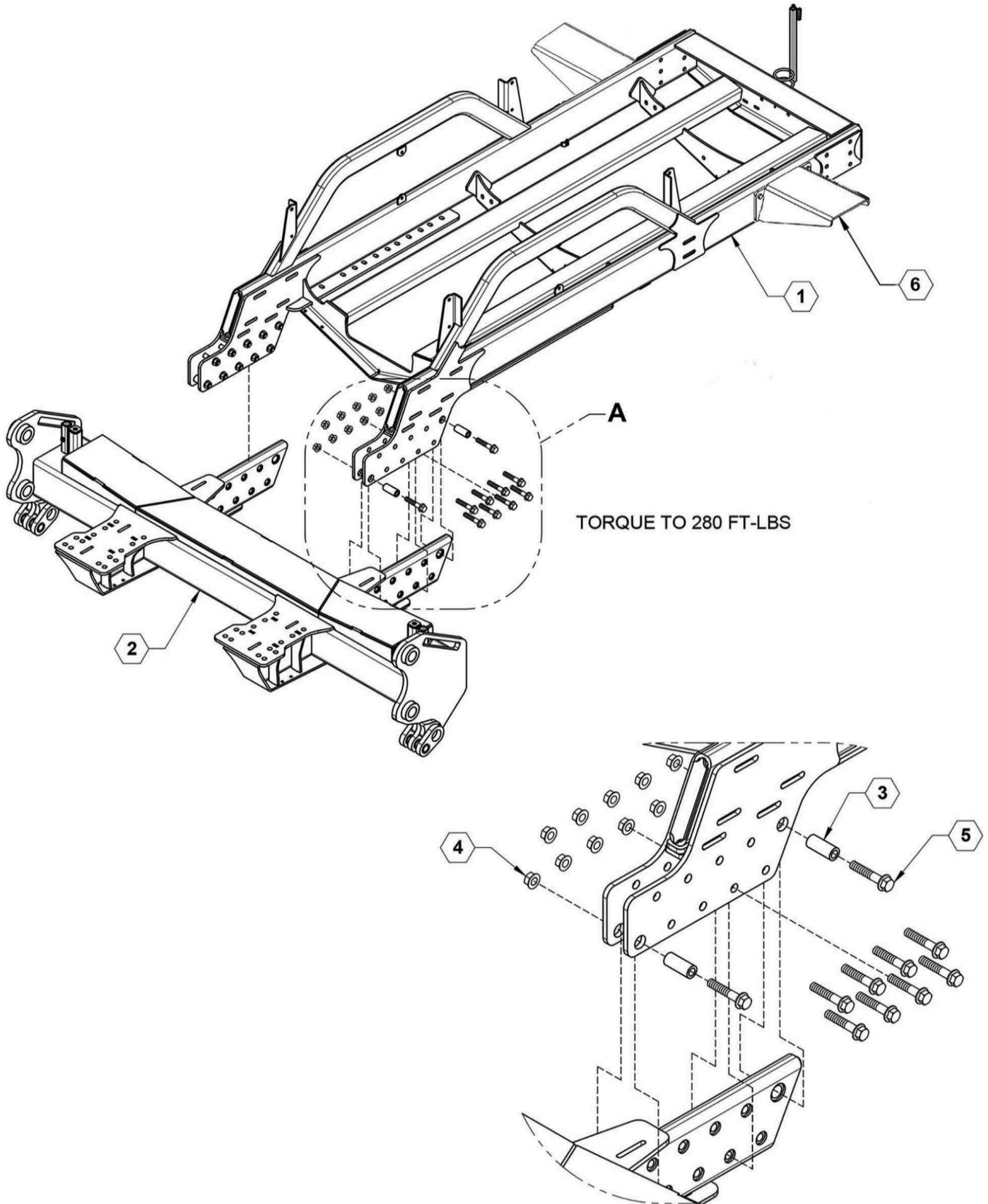
Frame Hardware Assembly (cont.)



Parts List: Frame Hardware Assembly (cont.)

ITEM	PART NO.	QTY.	DESCRIPTION
3	596104M	1	BOLT, HH 1/4-20X1-3/4 GR5 MAGNI
4	596119M	2	BOLT, HH 5/16-18X3 GR5 MAGNI
6	596128M	11	BOLT, HH 3/8-16 X 1 GR5 MAGNI
7	596129M	8	BOLT, HH 3/8-16X1-1/2 GR5 MAGNI
8	596153M	2	BOLT, HH 1/2-13X1-1/2 GR5 MAGNI
12	596173M	12	BOLT, HEX 5/8 X 3 MAGNI
13	596175M	10	BOLT, HH 5/8-11X3-1/2 GR8 MAGNI
14	596179M	8	BUSHING, MACHINED 1" X 14GA MAGNI
18	596213M	10	NUT, HEX 3/8-16 MAGNI
20	596231M	2	NUT, HEX NYLOCK 1/2-13 MAGNI
22	596236M	2	NUT, CENTERLOCK, 5/16-18 MAGNI
23	596237M	19	NUT, CENTERLOCK 3/8-16 MAGNI
24	596239M	10	NUT, CENTERLOCK, 1/2-13 MAGNI
25	596240M	24	NUT, CENTERLOCK, 5/8-11 MAGNI
27	596250M	17	LOCKWASHER 3/8 MAGNI
29	596256M	6	WASHER, FLAT 1/4 USS MAGNI
30	596257M	2	WASHER, FLAT 5/16 USS MAGNI
31	596258M	26	WASHER, FLAT 3/8 MAGNI
32	596260M	2	WASHER, FLAT 1/2 MAGNI
34	596296M	1	LYNCH PIN, 1/4 X 1-3/4 MAGNI
35	596299M	1	ROLL PIN, 1/4 X 1-1/2"
38	596622M	1	NUT, TOPLOCK 1/4-20 MAGNI
39	596635M	14	BOLT, HH 3/8-16 x 1-1/4 MAGNI
41	596738M	1	MACHINED BUSHING 3/4" 10GA
44	596747M	4	SNAP RING, 2" MAGNI
47	596800M	2	BOLT, HH 5/8-11 X 4 GR8 MAGNI

Bolt-Together Frame Assembly



DETAIL A

Parts List: Frame Assembly

ITEM	PART NO.	QTY.	DESCRIPTION
1	21946	1	REAR CART, 2018
1	27876	1	REAR CART, 2019
2	21972	1	LIFT ARM MOUNT
3	21991	4	LONG TUBE SPACER MOUNT
4	596775M	20	NUT, HEX FLANGE 3/4-10 GR8 MAGNI
5	596815M	20	BOLT, HEX FLANGE 3/4-10 X 4 GR8 MAGNI



ILLUSTRATED PARTS LIST

Parts List: Kit, Base Trailer Hardware, Tie Rod Latch Cyl.

ITEM	PART NO.	QTY.	DESCRIPTION
1	759	12	ZERK, 1/4-28 STRAIGHT PIPE THREAD
2	34633	2	PIN, CYLINDER WELDED
3	596104M	1	BOLT, HH 1/4-20 X 1-3/4 GR5 MAGNI
4	596119M	2	BOLT, HH 5/16-18 X 3 GR5 MAGNI
5	596128M	10	BOLT, HH 3/8-16 X 1 GR5 MAGNI
6	596129M	10	BOLT, HH 3/8-16 X 1-1/2 GR5 MAGNI
7	596153M	2	BOLT, HH 1/2-13 X 1-1/2 GR5 MAGNI
8	596157M	8	BOLT, HH 1/2 X 3-1/2 GR5 MAGNI
9	596163M	2	BOLT, HH 1/2 X 6-1/2 GR5 MAGNI
10	596170M	2	BOLT, HH 5/8-11 X 2 GR5 MAGNI
11	596173M	12	BOLT, HEX 5/8 X 3 MAGNI
12	596175M	8	BOLT, HH 5/8-11 X 3-1/2 GR8 MAGNI
13	596179M	6	BUSHING, MACHINED 1" X 14GA MAGNI
14	596192M	4	BOLT, HH 3/4-10 X 6 GR5 MAGNI
15	596201M	1	BOLT, HEX 1-8 X 3-1/2 GR5 MAGNI
16	596208M	2	BOLT, HH 1-8 X 6-3/4 GR5 MAGNI
18	596213M	13	NUT, HEX 3/8-16 MAGNI
18	596231M	2	NUT, HEX HYLOCK 1/2-13 MAGNI
19	596234M	3	NUT, HEX NYLOCK 1-8 MAGNI
20	596236M	2	NUT, CENTERLOCK, 5/16-18 MAGNI
21	596237M	19	NUT, CENTERLOCK 3/8-16 MAGNI
22	596239M	10	NUT, CENTERLOCK, 1/2-13 MAGNI
23	596240M	24	NUT, CENTERLOCK, 5/8-11 MAGNI
24	596241M	4	NUT, CENTERLOCK 3/4-10 MAGNI
25	596250M	18	LOCKWASHER, 3/8 MAGNI
26	596253M	2	LOCKWASHER 5/8 MAGNI
27	596256M	1	WASHER, FLAT 1/4 USS MAGNI
28	596257M	2	WASHER, FLAT 5/16 USS MAGNI
31	596258M	30	WASHER, FLAT 3/8 MAGNI
30	596260M	2	WASHER, FLAT 1/2 MAGNI
31	596261M	2	WASHER, FLAT 5/8 MAGNI
32	596296M	1	LYNCH PIN, 1/4 X 1-3/4 MAGNI
33	596299M	1	ROLL PIN, 1/4 X 1-1/2"
34	596300M	1	SPRING, 3/8 X 2 MAGNI
35	596592M	3	BOLT, CARRIAGE 3/8-16 X 1 MAGNI
36	56622M	1	NUT, TOPLOCK 1/4-20 MAGNI
37	596635M	15	BOLT, HH 3/8-16 X 1 MAGNI
38	596636M	1	BOLT, HH 3/8-16 X 2-1/4 GR5 MAGNI
39	596738M	1	MACHINED BUSHING 3/4" 10 GA MAGNI

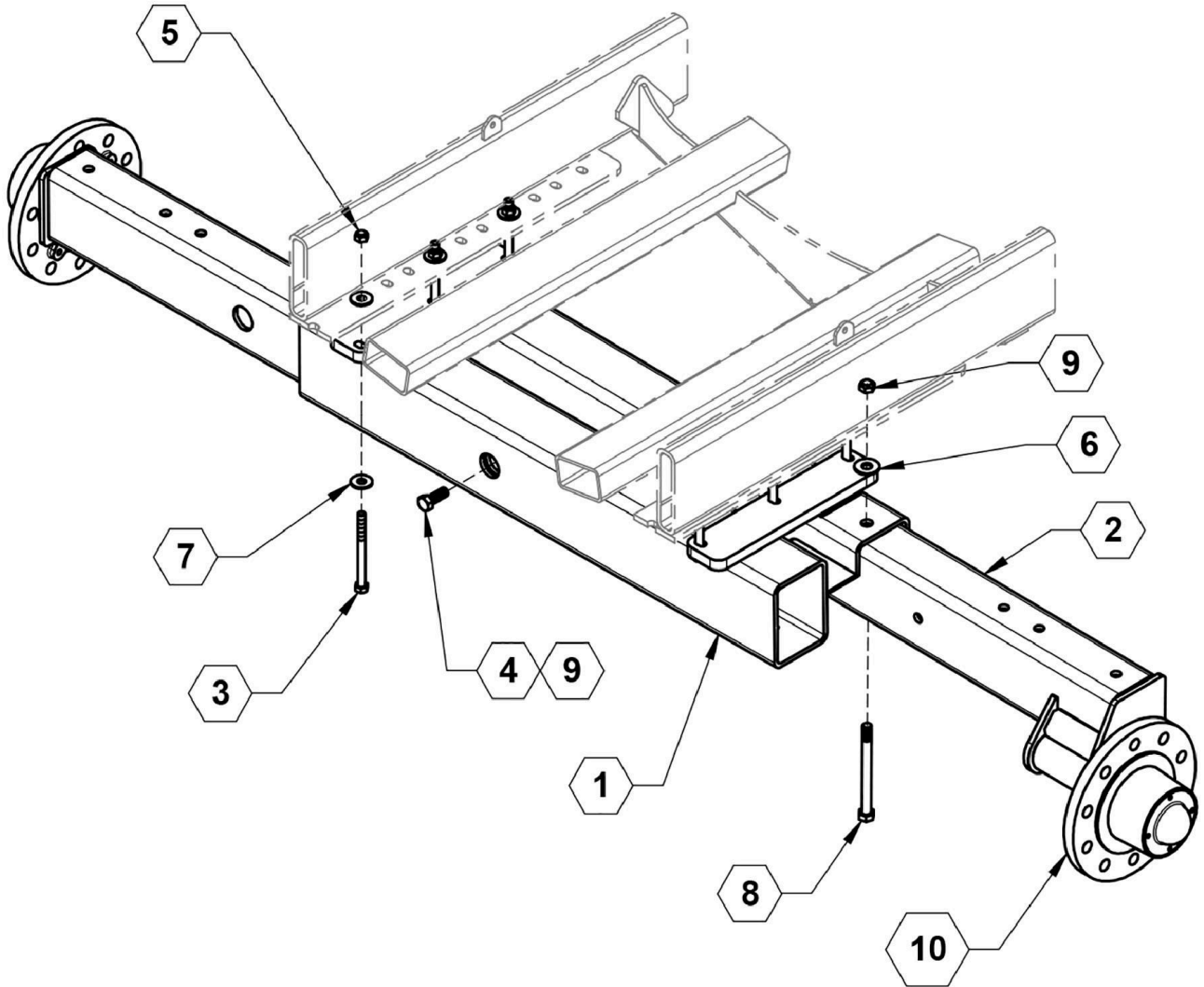


ILLUSTRATED PARTS LIST

40	596744M	4	BUSHING, MACHINE, 1-1/4 X 14 GA MAGNI
41	596746M	4	SPRING PIN 5 X 50mm MAGNI
42	596775M	28	NUT, HEX FLANGE 3/4-10 GR8 MAGNI
43	596800M	4	BOLT, HH 5/8-22 X 4 GR8 MAGNI
44	596814M	28	BOLT, HEX FLANGE 3/4-10 X 2 GR8 MAGNI
45	620072	1	PIN, CYLINDER, 1" X 3-3/8", KIT PKG OF 2
46	730033	2	COTTER PIN, N669, 4-BOLT

TRAILER AXLES, TIRES, AND TRACKS

Single Axle Adjust 15K, 62"-120"





ILLUSTRATED PARTS LIST

Parts List 26744: Single Axle Adjust 15K, 62"-120"

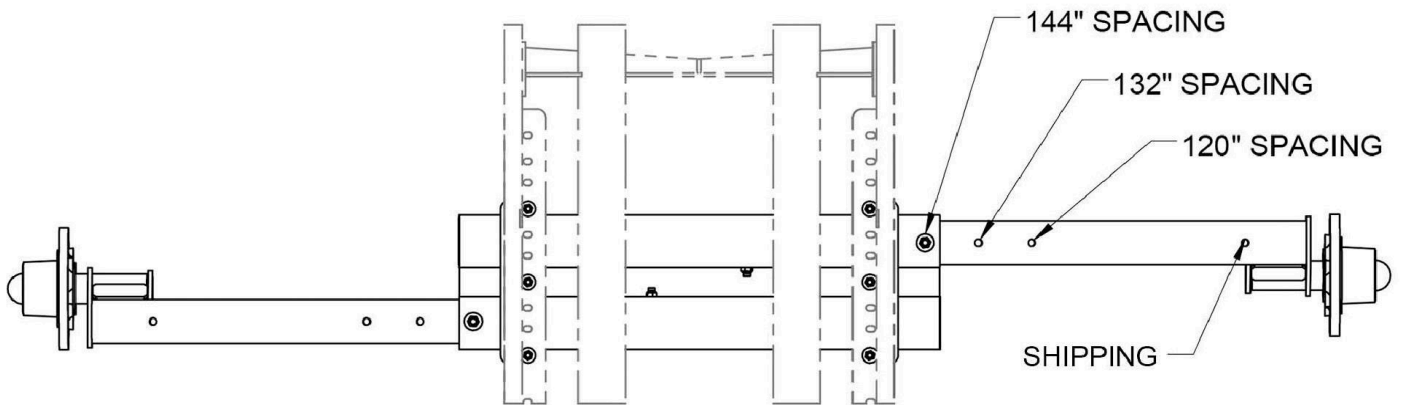
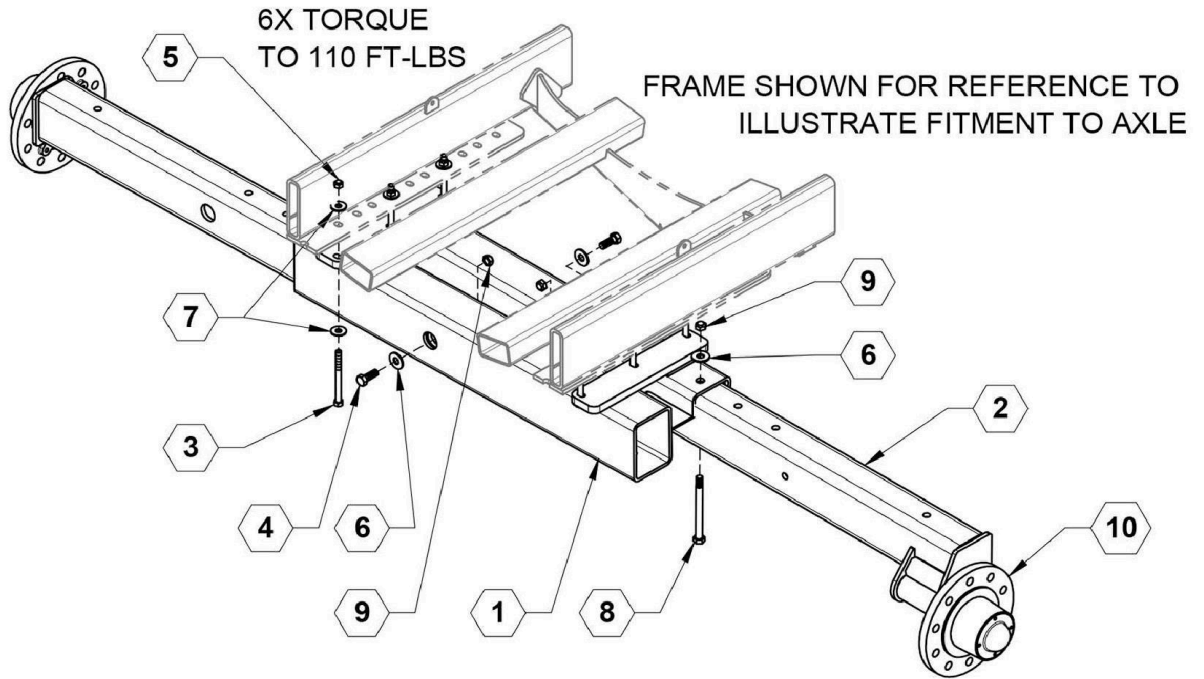
ITEM	PART NO.	QTY.	DESCRIPTION
1	13512	1	RECEIVER, AXLE
2	13518	2	15K AXLE
3	596174M	6	BOLT, HH 5/8-11 X 7 G5 MAGNI
4	596184M	2	BOLT, HH 3/4X2 GR5 MAGNI
5	596243M	6	NUT, TOPLOCK 5/8-11 G8 MAGNI
6	596259M	4	NUT, HEX 3/4-10 MAGNI
7	596261M	12	WASHER, FLAT 3/4 MAGNI
8	596488M	1	BOLT, HH 3/4-10 X 8-1/2 MAGNI
9	596626M	4	NUT, TOPLOCK 3/4-10 MAGNI
10	730010	2	15K LB 10 BOLT, 11.25 B.C. HUB Pkg

ILLUSTRATED PARTS LIST

Single Axle Adjust 15K, 72"-144"

NOTES:

1. BOLTS TO BE INSTALLED IN ORIENTATION SHOWN
2. BOLTS TO BE TIGHTENED WITH 1/2" IMPACT





ILLUSTRATED PARTS LIST

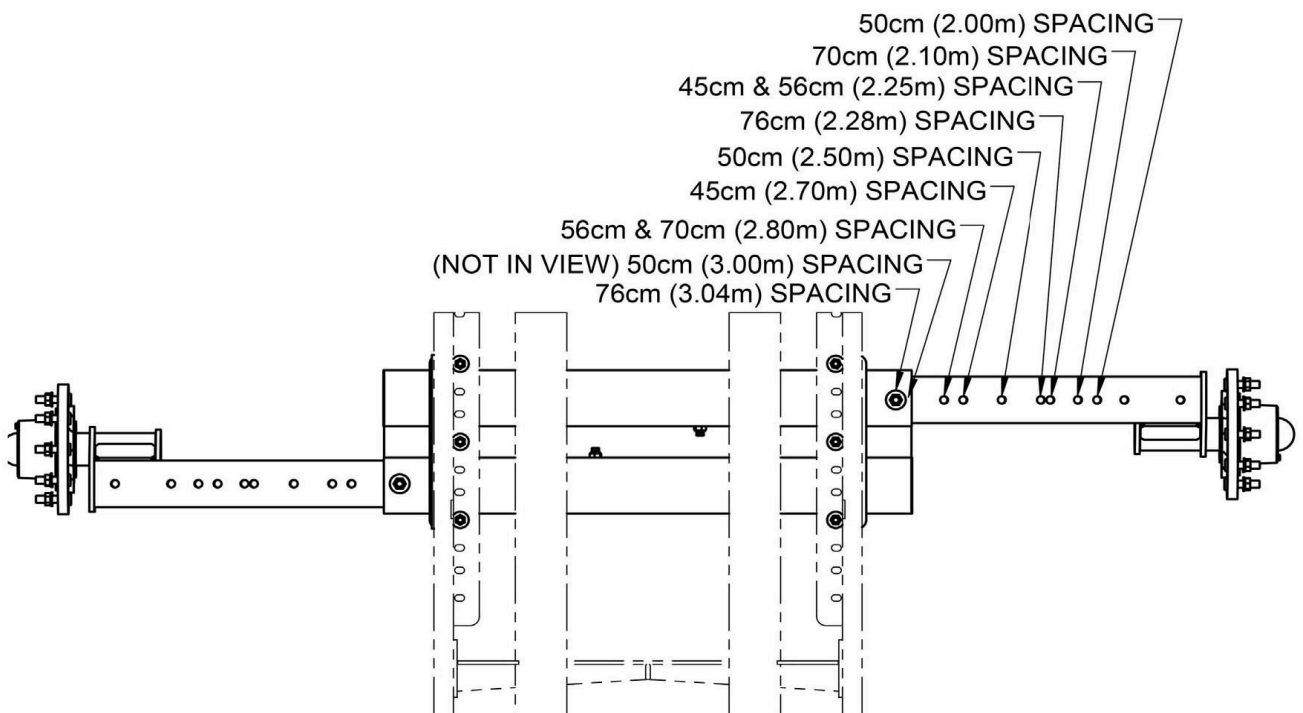
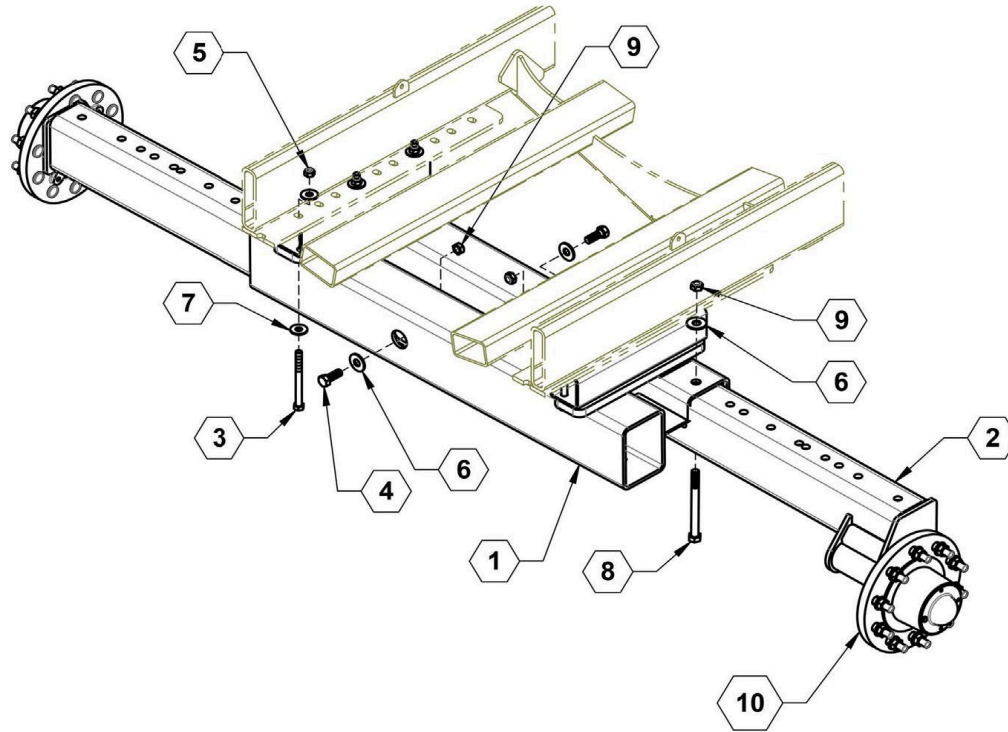
Parts List 26757: Single Axle Adjust 15K, 72"-144"

ITEM	PART NO.	QTY.	DESCRIPTION
1	13512	1	RECEIVER, AXLE
2	13752	2	72", 132", 144" AXLE
3	596174M	6	HH G5 5/8-11 X 7 MAGNI
4	596184M	2	BOLT, HH 3/4X2 GR5 MAGNI
5	596243M	6	NUT, HEX 5/8-11 MAGNI
6	596259M	4	WASHER, FLAT 3/4 MAGNI
7	596261M	12	WASHER, FLAT 5/8 MAGNI
8	596488M	2	BOLT, HH 3/4-10 X 8-1/2 MAGNI
9	596626M	4	NUT, TOPLOCK 3/4-10 MAGNI
10	730010	2	15K LB 10 BOLT, 11.25 B.C. HUB PACKAGE

Single Axle Adjust, Metric, 18.5k, 45cm - 76cm Spacing

NOTES:

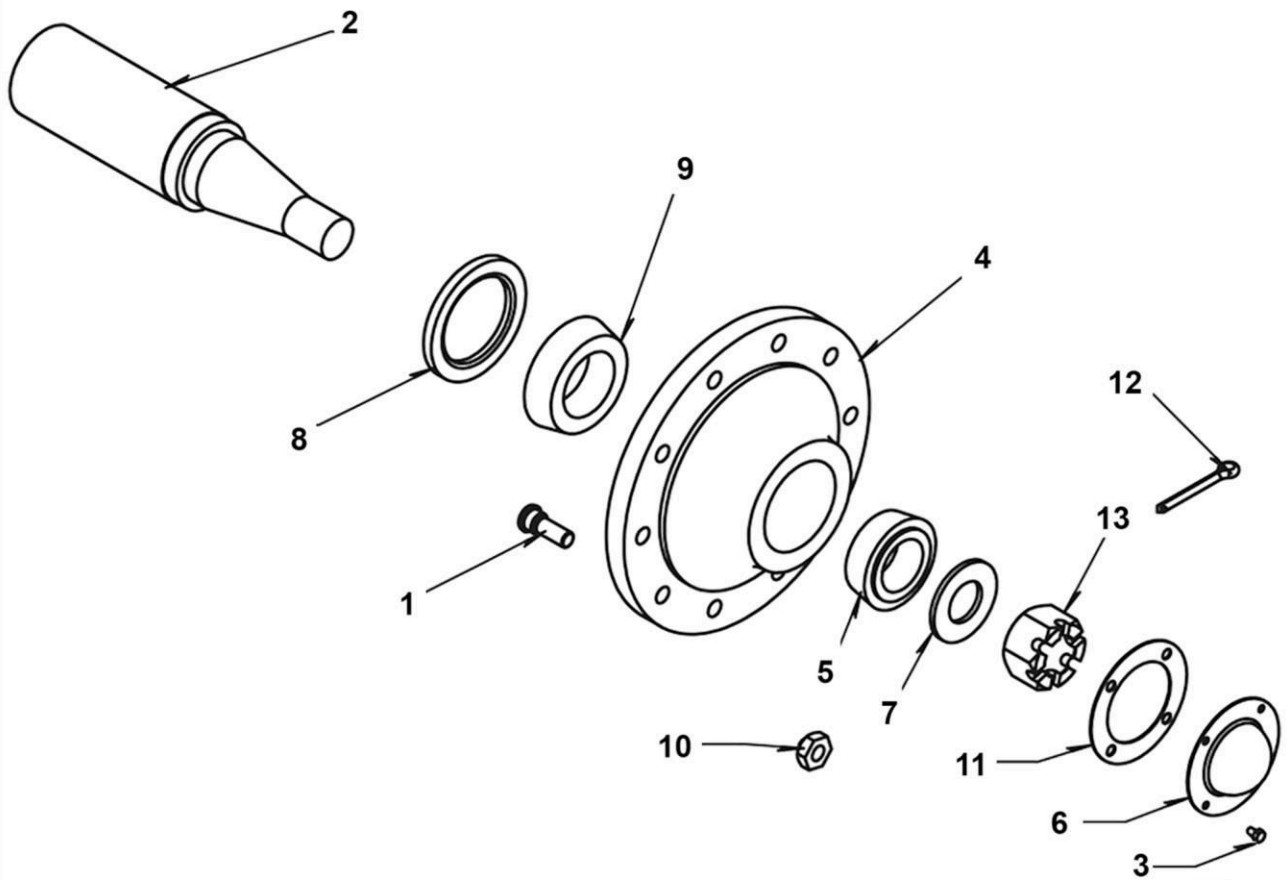
1. BOLTS TO BE INSTALLED IN ORIENTATION SHOWN
2. BOLTS TO BE TIGHTENED WITH 1/2" IMPACT



Parts List 27941: Single Axle Adjust, Metric, 18.5k, 45cm - 76cm Spacing

ITEM	PART NO.	QTY.	DESCRIPTION
1	13512	1	RECEIVER, AXLE
2	27942	2	AXLE, 18.5K METRIC
3	596174M	6	BOLT, HH 5/8-11 X 7 G5 MAGNI
4	596184M	2	BOLT, HH 3/4X2 GR5 MAGNI
5	596243M	6	NUT, TOPLOCK 5/8-11 G8 MAGNI
6	596259M	4	WASHER, FLAT 3/4 MAGNI
7	596261M	12	WASHER, FLAT 5/8 MAGNI
8	596488M	2	BOLT, HH 3/4-10 X 8-1/2 G5 MAGNI
9	596626M	4	NUT, TOPLOCK 3/4-10 G5 MAGNI
10	730110ASSY	2	18.5K LB 10 BOLT HUB PACKAGE

N873 15K/18.5K Hub Assembly 10 Bolt, 11.25" B.C.





ILLUSTRATED PARTS LIST

Parts List 730110: 15K/18.5K Hub Assembly 10 Bolt, 11.25" B.C.

ITEM	PART NO.	QTY.	DESCRIPTION
	730110	1	N873 15K/18.5K HUB ASSEMBLY COMPLETE (ITEMS 1-13)
1	54101216	10	WHEEL STUD
2	730111	1	SPINDLE, 18500 LB
3	730017	4	5/16 x 1/2" BOLT
4	730110	1	N873 Hub Package, 18.5k
5	130012	1	FRONT BEARING
6	730072	1	HUB CAP
7	730018	1	WASHER
8	730013	1	SEAL
9	730011	1	REAR BEARING
10	730051	10	LUG NUT
11	730016	1	HUB CAP SEAL
12	COTTER PIN	1	COTTER PIN
13	730014	1	2" CASTLE NUT

ILLUSTRATED PARTS LIST

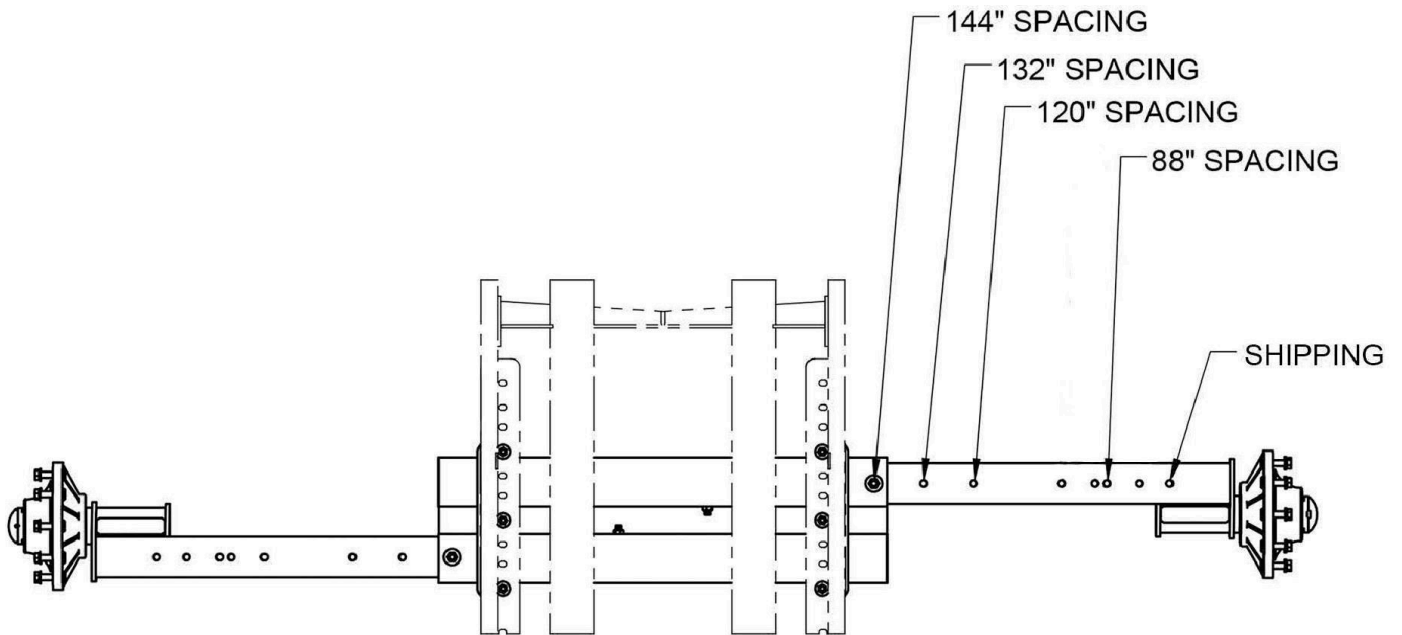
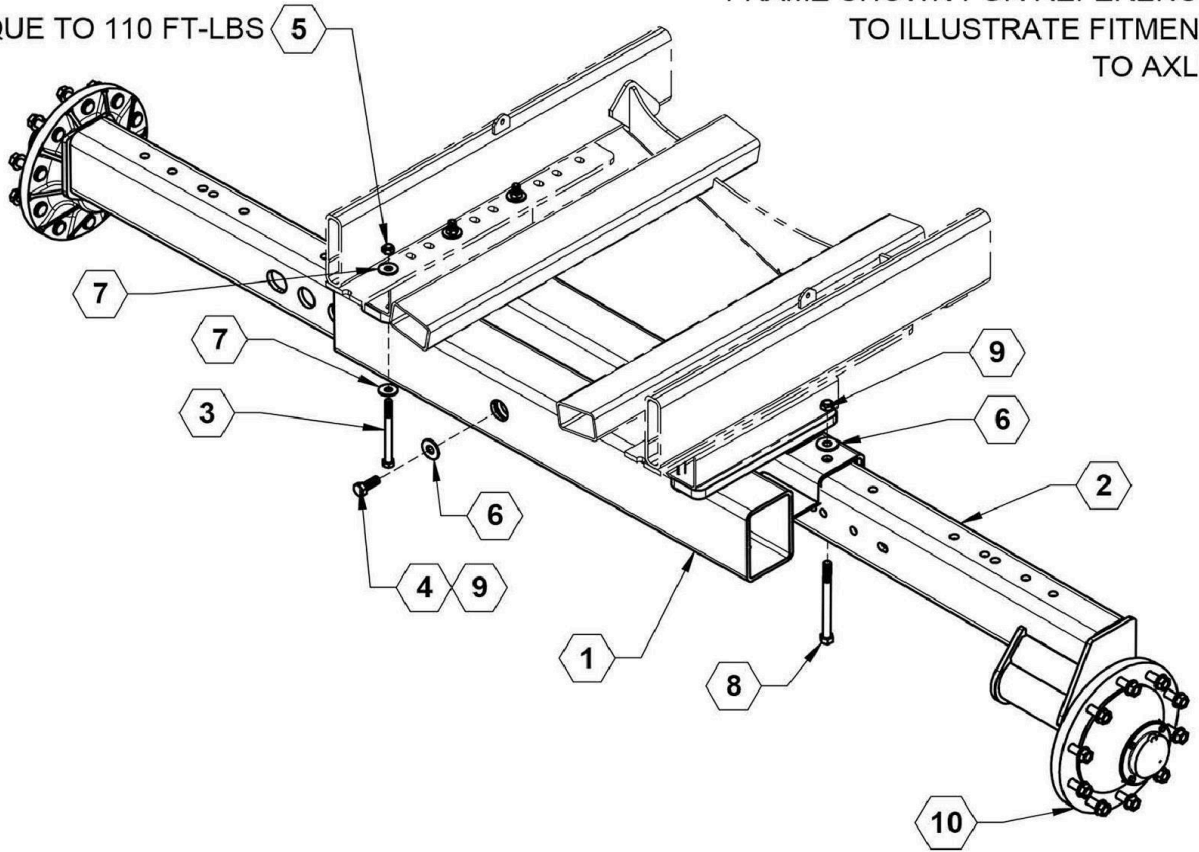
Single Adjust Axle 20k, 88"-144"

NOTES:

1. BOLTS TO BE INSTALLED IN ORIENTATION SHOWN
2. BOLTS TO BE TIGHTENED WITH 1/2" IMPACT

6X TORQUE TO 110 FT-LBS

FRAME SHOWN FOR REFERENCE
TO ILLUSTRATE FITMENT
TO AXLE



Parts List 26758: Single Adjust Axle 20k, 88"-144"

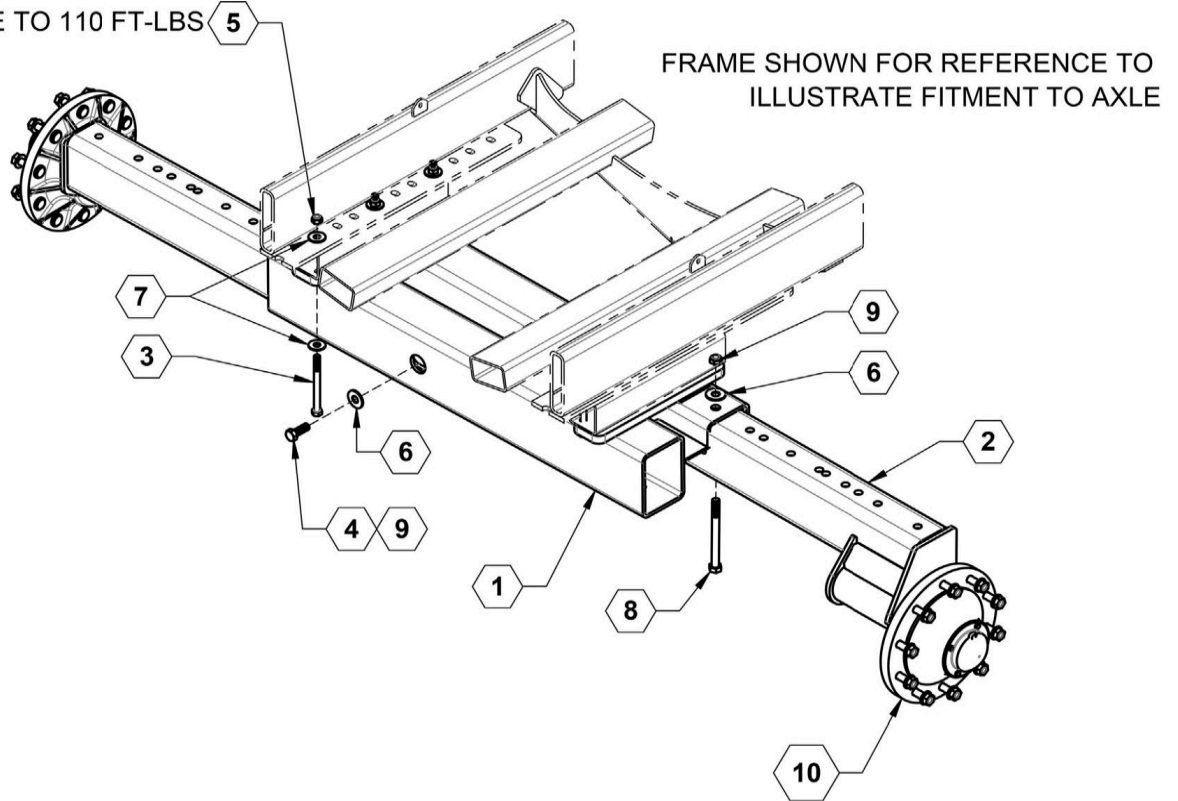
ITEM	PART NO.	QTY.	DESCRIPTION
1	13512	1	RECEIVER, AXLE
2	18386	2	AXLE, 20K ADJUSTABLE
3	596174M	6	HH G5 5/8-11 X 7 MAGNI
4	596184M	2	BOLT, HH 3/4X2 GR5 MAGNI
5	596243M	6	NUT, HEX 5/8-11 MAGNI
6	596259M	4	WASHER, FLAT 3/4 MAGNI
7	596261M	12	WASHER, FLAT 5/8 MAGNI
8	596488M	2	BOLT, HH 3/4-10 X 8-1/2 MAGNI
9	596626M	4	NUT, TOPLOCK 3/4-10 MAGNI
10	730029ASSY	2	Q881 HUB PACKAGE WITH LONG STUDS 20K

Single Axle Adjust, Metric 20k 45cm - 76cm Spacing

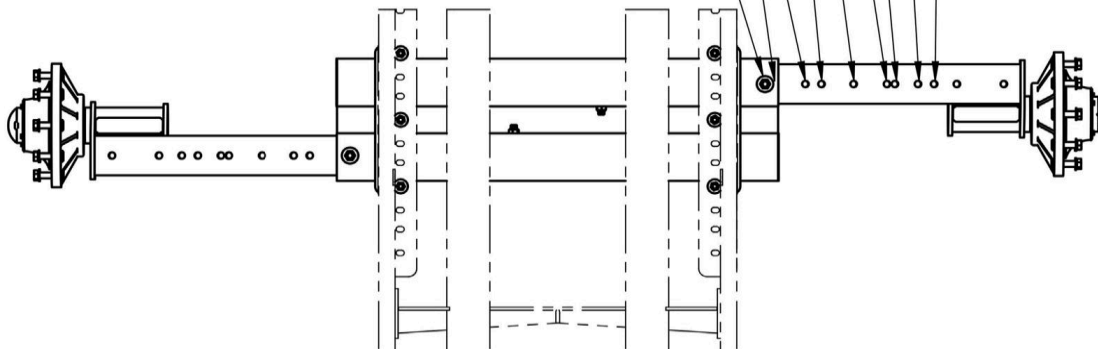
NOTES:

1. BOLTS TO BE INSTALLED IN ORIENTATION SHOWN
2. BOLTS TO BE TIGHTENED WITH 1/2" IMPACT

6X TORQUE TO 110 FT-LBS **5**



- 50cm (2.00m) SPACING
- 70cm (2.10m) SPACING
- 45cm & 56cm (2.25m) SPACING
- 76cm (2.28m) SPACING
- 50cm (2.50m) SPACING
- 45cm (2.70m) SPACING
- 56cm & 70cm (2.80m) SPACING
- 50cm (3.00m) SPACING
- 76cm (3.04m) SPACING





ILLUSTRATED PARTS LIST

Parts List 27946: Single Axle Adjust, Metric 20k 45cm - 76cm Spacing

ITEM	PART NO.	QTY.	DESCRIPTION
1	13512	1	RECEIVER, AXLE WELDMENT
2	27945	2	20K AXLE METRIC
3	596174M	6	BOLT, HH 5/8-11 X 7 G5 MAGNI
4	596184M	2	BOLT, HH 3/4X2 GR5 MAGNI
5	596243M	6	NUT, TOPLOCK 5/8-11 G8 MAGNI
6	596259M	4	WASHER, FLAT 3/4 MAGNI
7	596261M	12	WASHER, FLAT 5/8 MAGNI
8	596488M	2	BOLT, HH 3/4-10 X 8-1/2 G5 MAGNI
9	596626M	4	NUT, TOPLOCK 3/4-10 G5 MAGNI
10	730029ASSY	2	Q881 HUB PACKAGE WITH LONG STUDS 20K

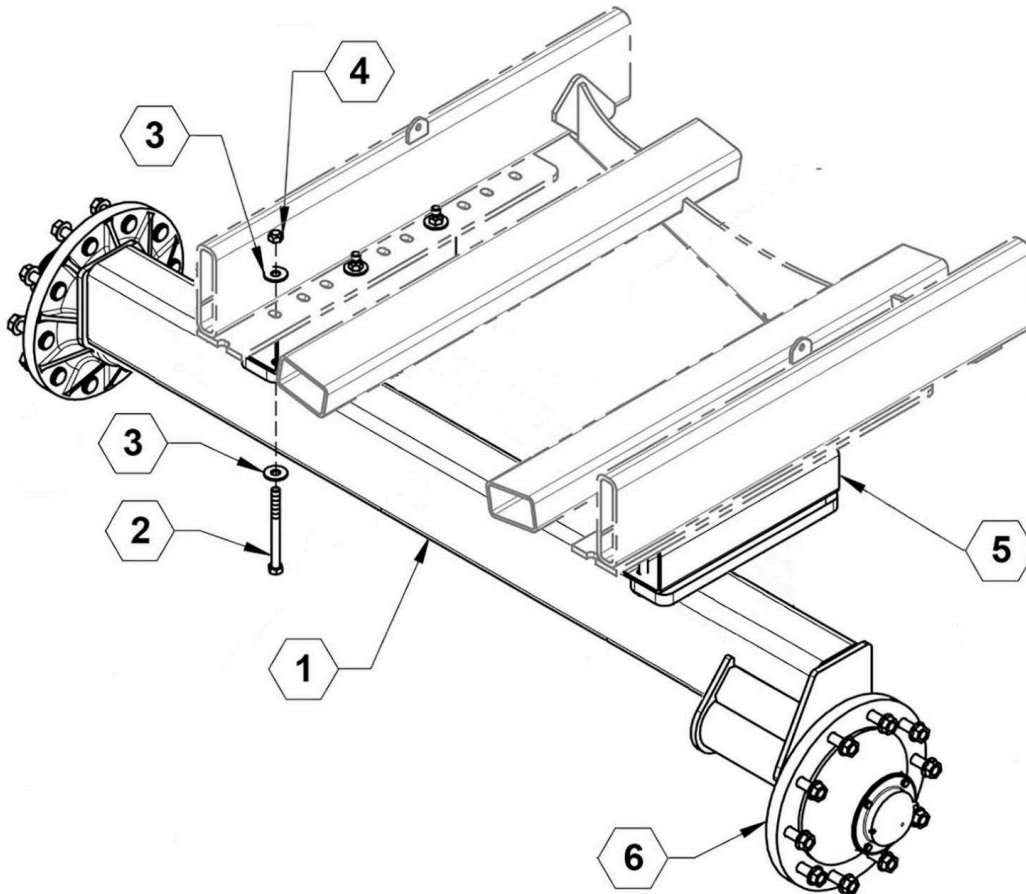
Axle, Non Adjust, Duals

NOTES:

1. BOLTS TO BE INSTALLED IN ORIENTATION SHOWN
2. BOLTS TO BE TIGHTENED WITH 1/2" IMPACT

FRAME SHOWN FOR REFERENCE TO
ILLUSTRATE FITMENT TO AXLE

6X TORQUE TO 110 FT-LBS



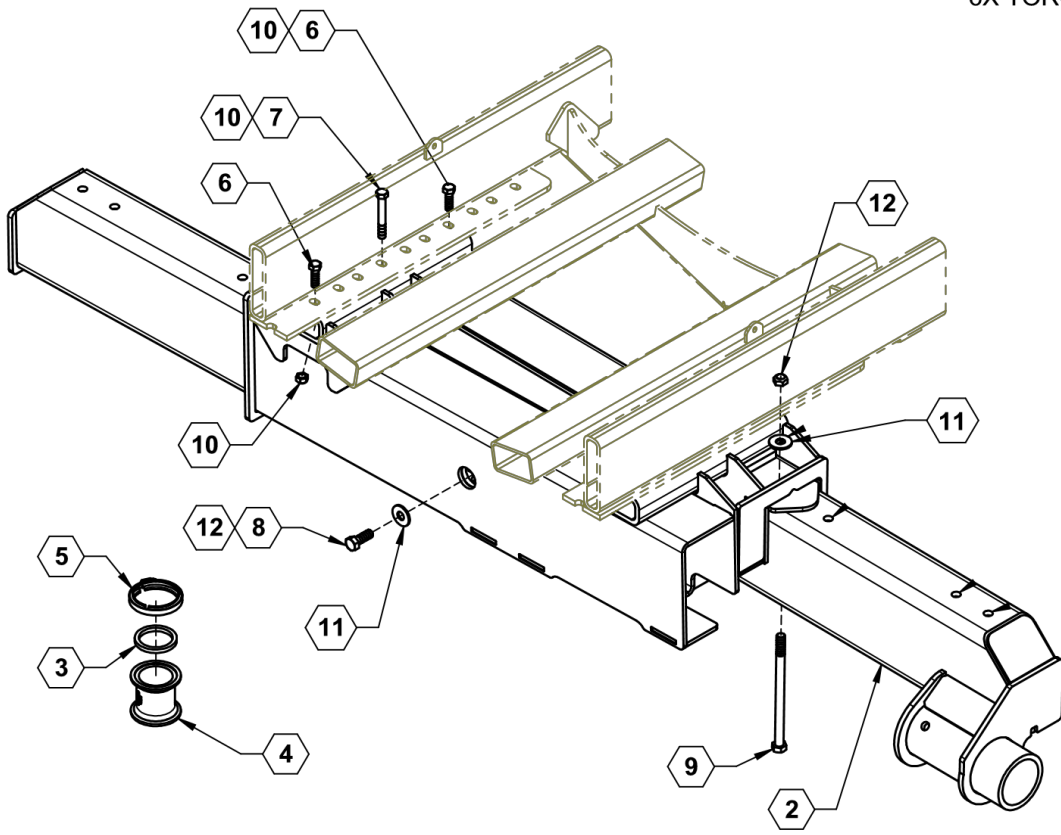
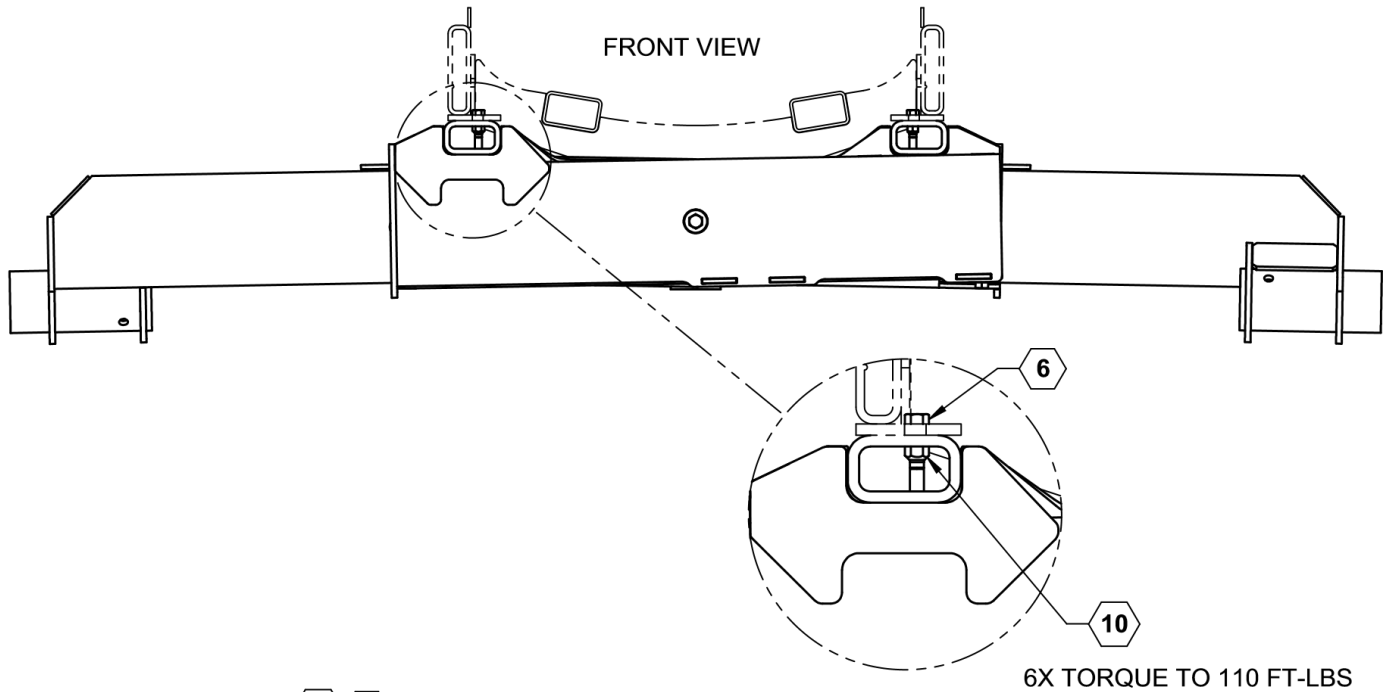


ILLUSTRATED PARTS LIST

Parts List: Axle, Non Adjust, Duals

ITEM	PART NO.	QTY.	DESCRIPTION
N.S.	800253	2	DECAL, WHEEL LUG NUT TORQUE
1	10917	1	AXLE, DUAL, 62.5"-120", 20,000#, NON-ADJUSTABLE
1	10911	1	AXLE, DUAL, 80"-120", 20,000#, NON-ADJUSTABLE
1	10908	1	AXLE, DUAL, 88"-132", 20,000#, NON-ADJUSTABLE
2	596174M	6	HH G5 5/8-11 X 7 MAGNI
3	596261M	12	WASHER, FLAT 5/8 MAGNI
4	596243M	6	NUT, TOPLOCK 5/8-11 MAGNI
5	710030	2	SPACER, DUAL, 13-3/4"
6	730029ASSY	2	Q881 HUB PACKAGE WITH LONG STUDS 20K

Axle Adjust, Duals, 45/76CM, 80/132", 84/144"





ILLUSTRATED PARTS LIST

Parts List: Axle Adjust, Duals, 45/76CM, 80/132", 84/144"

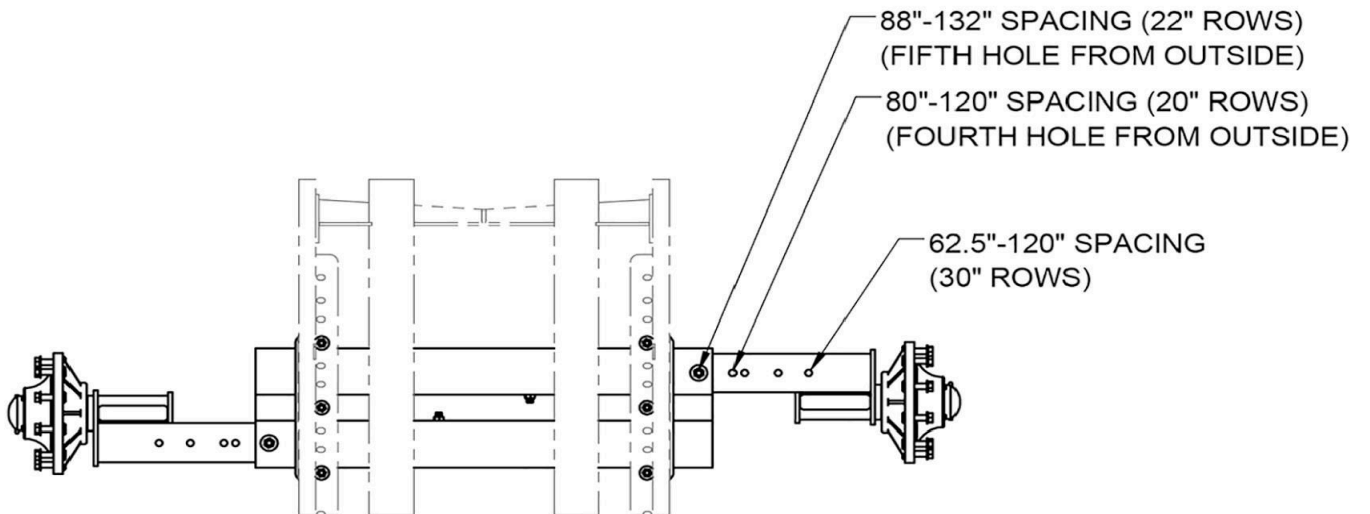
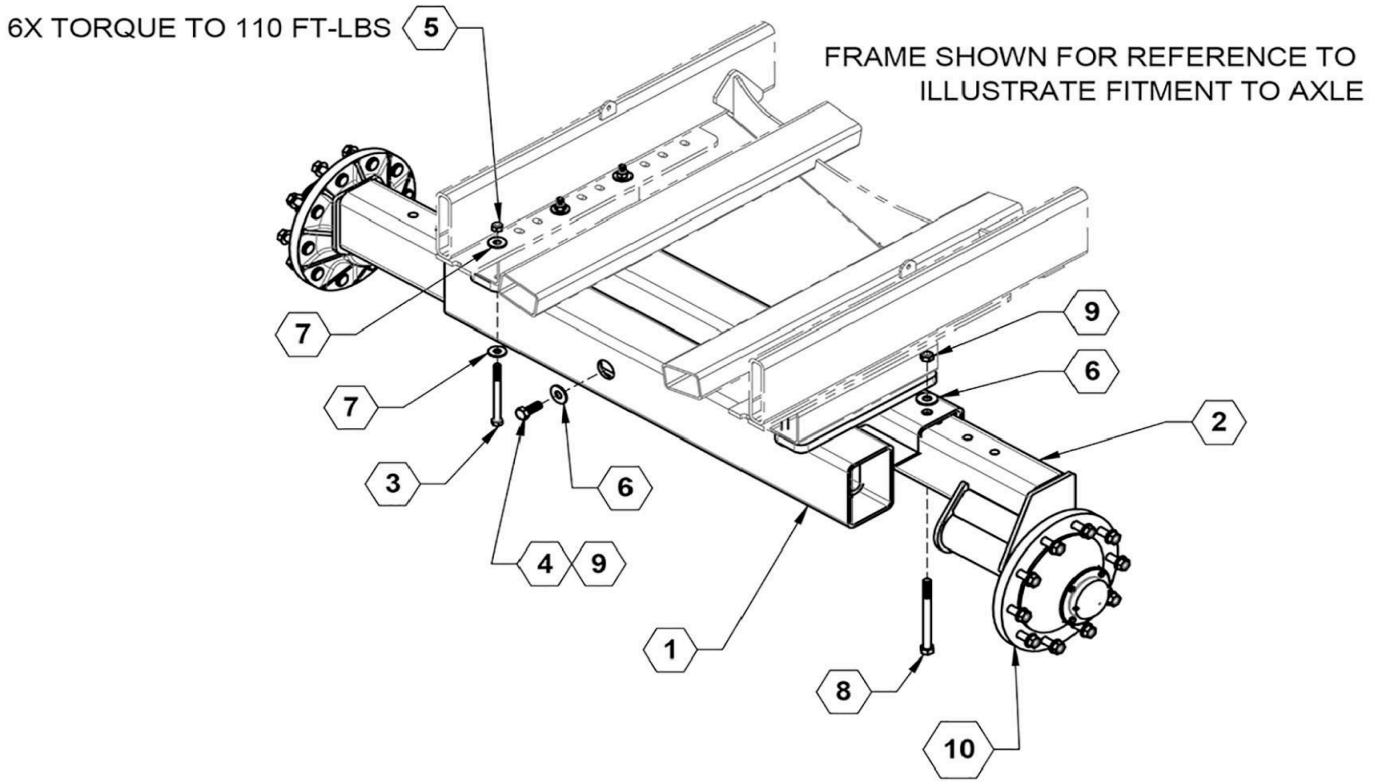
ITEM	PART NO.	QTY.	DESCRIPTION
1	23955	1	AXLE RECEIVER
2	23958	2	80 - 132" ADJUSTABLE AXLE
2	26312	2	84 - 144" ADJUSTABLE AXLE
2	26994	2	45 - 76CM ADJUSTABLE AXLE
3	530024	1	GASKET, 3" EPDM
4	530443	1	FLANGE COUPLING 3"
5	540003	1	CLAMP, WORM SCREW 3"
6	596170M	4	BOLT, HH 5/8-11X2 GR5 MAGI
7	596177M	2	BOLT, HH 5/8-11X4.5 GR5 MAGI
8	596184M	2	BOLT, HH 3/4-11X2 GR5 MAGI
9	596210M	2	BOLT, HH 3/4-10X12 GR5 MAGI
10	596243M	6	NUT, TOPLOCK 5/8-11 G8 MAGNI
11	596259M	4	WASHER, FLAT 3/4 MAGNI
12	596626M	4	NUT, TOPLOCK 3/4-10 G8 MAGNI
13	800259	1	DECAL, CAUTION - TRACK FIRE

ILLUSTRATED PARTS LIST

Axle Adjust, Duals, 62.5/120", 80/120", 88/132"

NOTES:

1. BOLTS TO BE INSTALLED IN ORIENTATION SHOWN
2. BOLTS TO BE TIGHTENED WITH 1/2" IMPACT



ILLUSTRATED PARTS LIST

Parts List: Axle Adjust, Duals, 62.5/120", 80/120", 88/132"

ITEM	PART NO.	QTY.	DESCRIPTION
1	16061	1	RECEIVER, AXLE, DUAL
2	18386	2	AXLE, 20K ADJUSTABLE
3	596174M	6	BOLT, HH G5 5/8-11 X 7 MAGNI
4	596184M	2	BOLT, HH 3/4X2 GR5 MAGNI
5	596243M	6	NUT, TOPLOCK. 5/8-11 MAGNI
6	596259M	4	WASHER, FLAT 3/4 MAGNI
7	596261M	12	WASHER, FLAT 5/8 MAGNI
8	596488M	2	BOLT, HH 3/4-10 X 8-1/2 MAGNI
9	596626M	4	NUT, TOPLOCK. 3/4-10 MAGNI
10	730029ASSY	2	Q881 HUB PACKAGE WITH LONG STUDS 20K

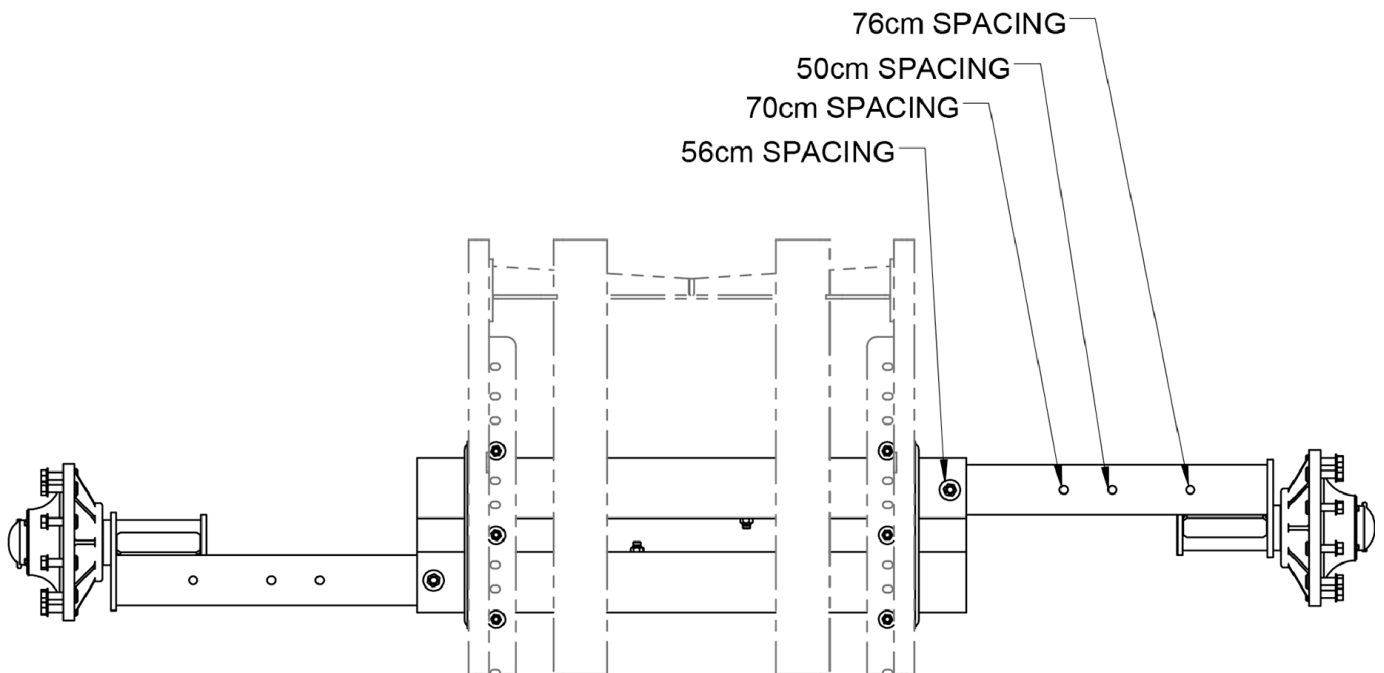
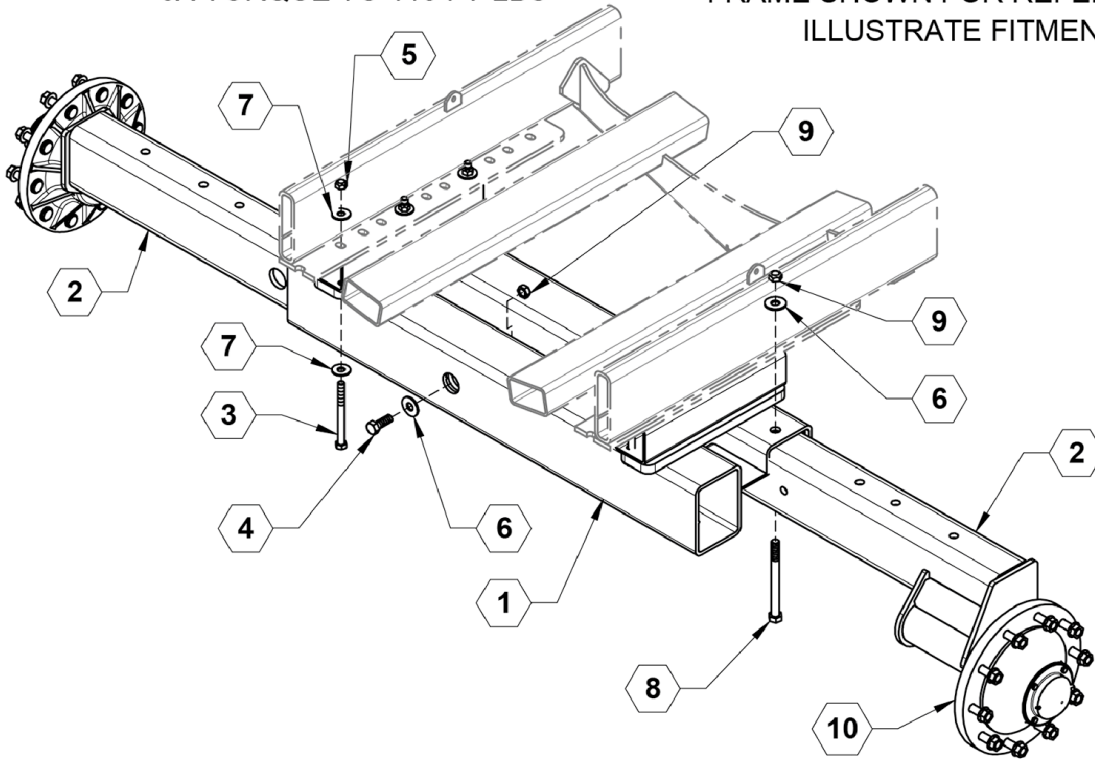
Axle Adjust, Duals, Metric, 50cm-76cm

NOTES:

1. BOLTS TO BE INSTALLED IN ORIENTATION SHOWN
2. BOLTS TO BE TIGHTENED WITH 1/2" IMPACT

6X TORQUE TO 110 FT-LBS

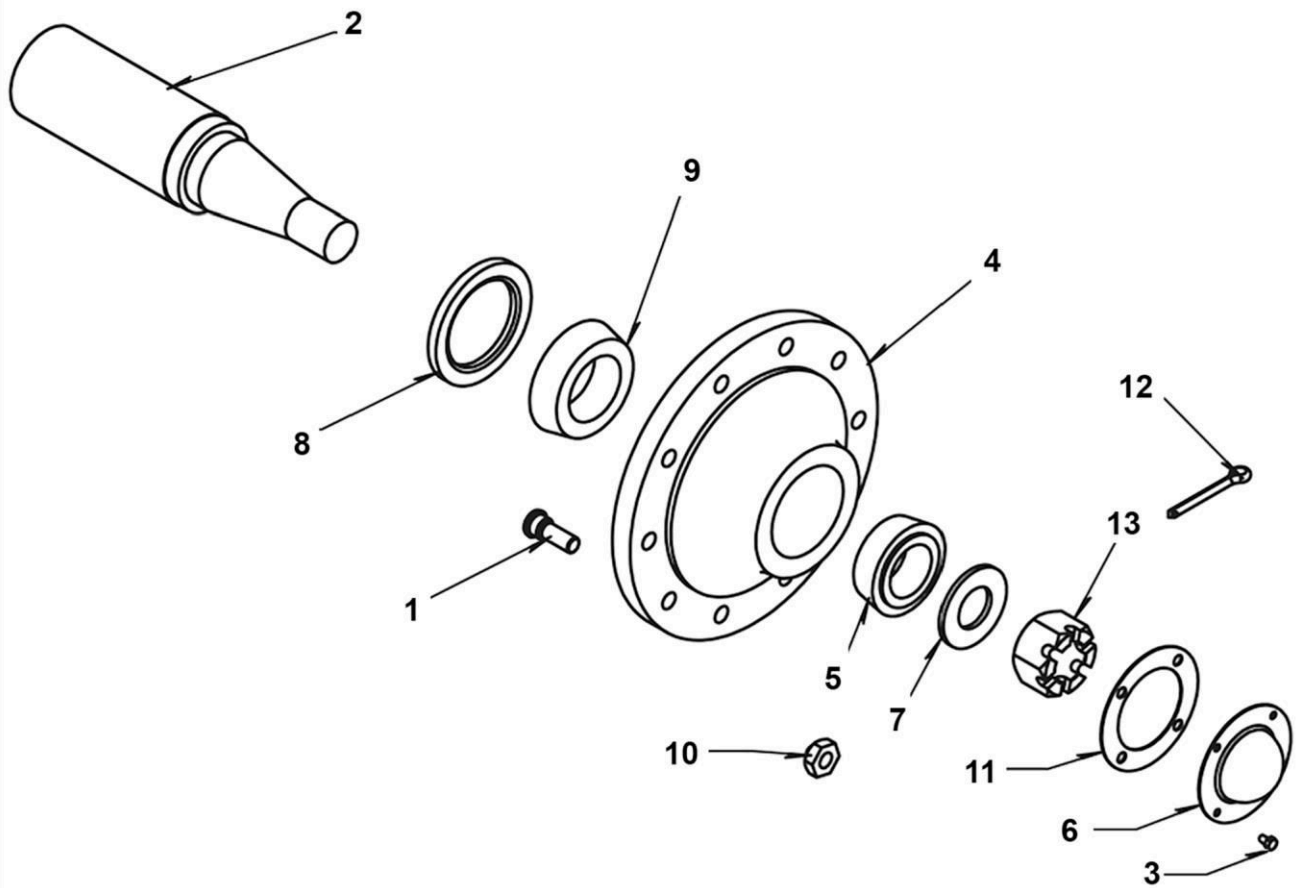
FRAME SHOWN FOR REFERENCE TO ILLUSTRATE FITMENT TO AXLE



Parts List: Axle Adjust, Duals, Metric, 50cm-76cm

ITEM	PART NO.	QTY.	DESCRIPTION
1	16061	1	RECEIVER, AXLE, DUAL
2	27109	2	20K ADJUSTABLE AXLE
3	596174M	6	HH G5 5/8-11 X 7 MAGNI
4	596184M	2	BOLT, HH 3/4X2 GR5 MAGNI
5	596243M	6	NUT, TOPLOCK 5/8-11 MAGNI
6	596259M	10	WASHER, FLAT 3/4 MAGNI
7	596261M	12	WASHER, FLAT 5/8 MAGNI
8	596488M	2	BOLT, HH 3/4-10 X 8-1/2 MAGNI
9	596626M	4	NUT, TOPLOCK 3/4-10 G5 MAGNI
10	730029ASSY	2	Q881 HUB PACKAGE WITH LONG STUDS 20K

Q881 20K Hub Assembly, 10 Bolt, 13.19" B.C.

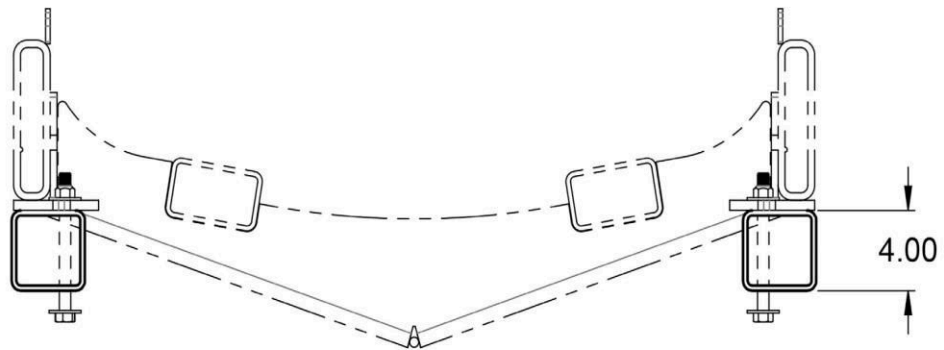
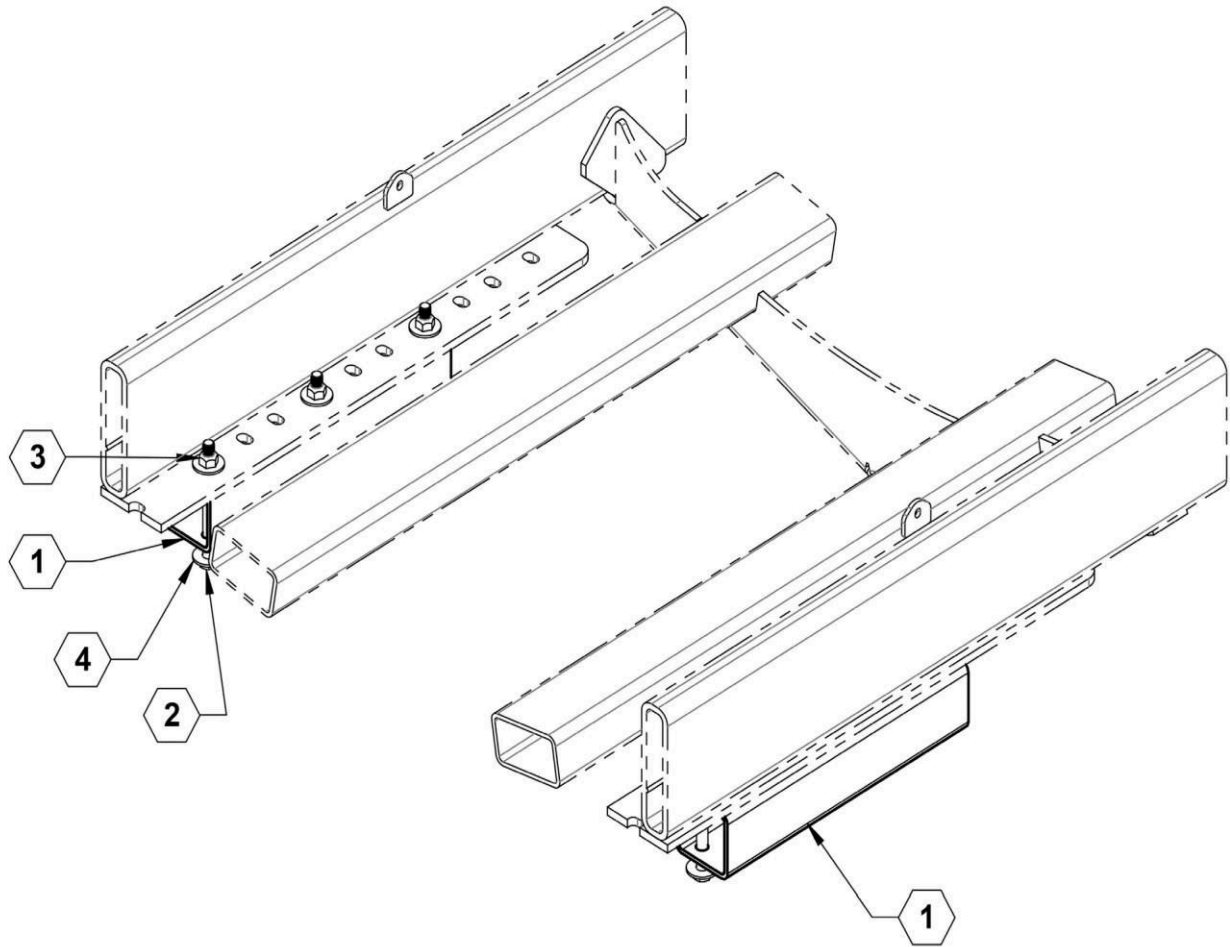


Parts List 730029: Q881 20K Hub Assembly, 10 Bolt, 13.19" B.C.

ITEM	PART NO.	QTY.	DESCRIPTION
	730029	1	Q881 20K HUB ASSEMBLY COMPLETE (ITEMS 1-13)
1	NI953035	10	WHEEL STUD
2	730007	1	SPINDLE, 20000 LB
3	730017	4	5/16 x 1/2" BOLT
4	730029	1	Q881 Hub Package, 20k
5	730037	1	FRONT BEARING
6	730039	1	HUB CAP
7	730040	1	WASHER
8	730041	1	SEAL
9	730043	1	REAR BEARING
10	730051	10	LUG NUT
11	730061	1	HUB CAP SEAL
12	COTTER PIN	1	COTTER PIN
13	2"SPINDLE NUT	1	2" CASTLE NUT

4 Inch Axle Spacer

NOTE:
1. MOUNTS BETWEEN AXLE WELDMENT AND
FRAME



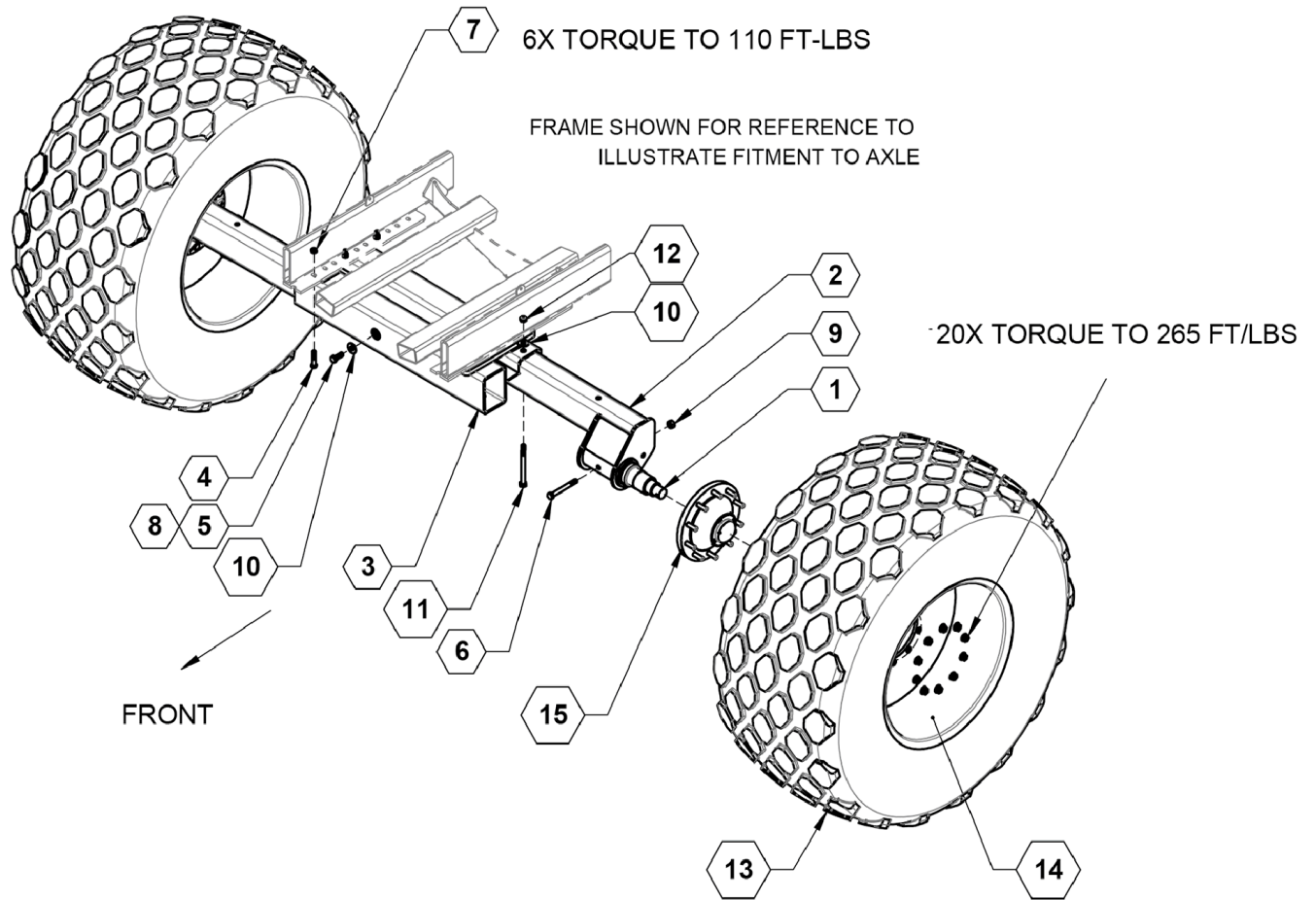
Parts List 26756: 4 Inch Axle Spacer

ITEM	PART NO.	QTY.	DESCRIPTION
1	16457	2	TUBE, 4" AXLE RISER
2	596174M	6	BOLT, HH 5/8-11 X 7 G5 MAGNI
3	596243M	6	NUT, TOPLOCK 5/8-11 G8 MAGNI
4	596261M	12	WASHER, FLAT 5/8 MAGNI

Axle Adjust Assembly, Diamond Tire

NOTES:

1. BOLTS TO BE INSTALLED IN ORIENTATION SHOWN
2. BOLTS TO BE TIGHTENED WITH 1/2" IMPACT



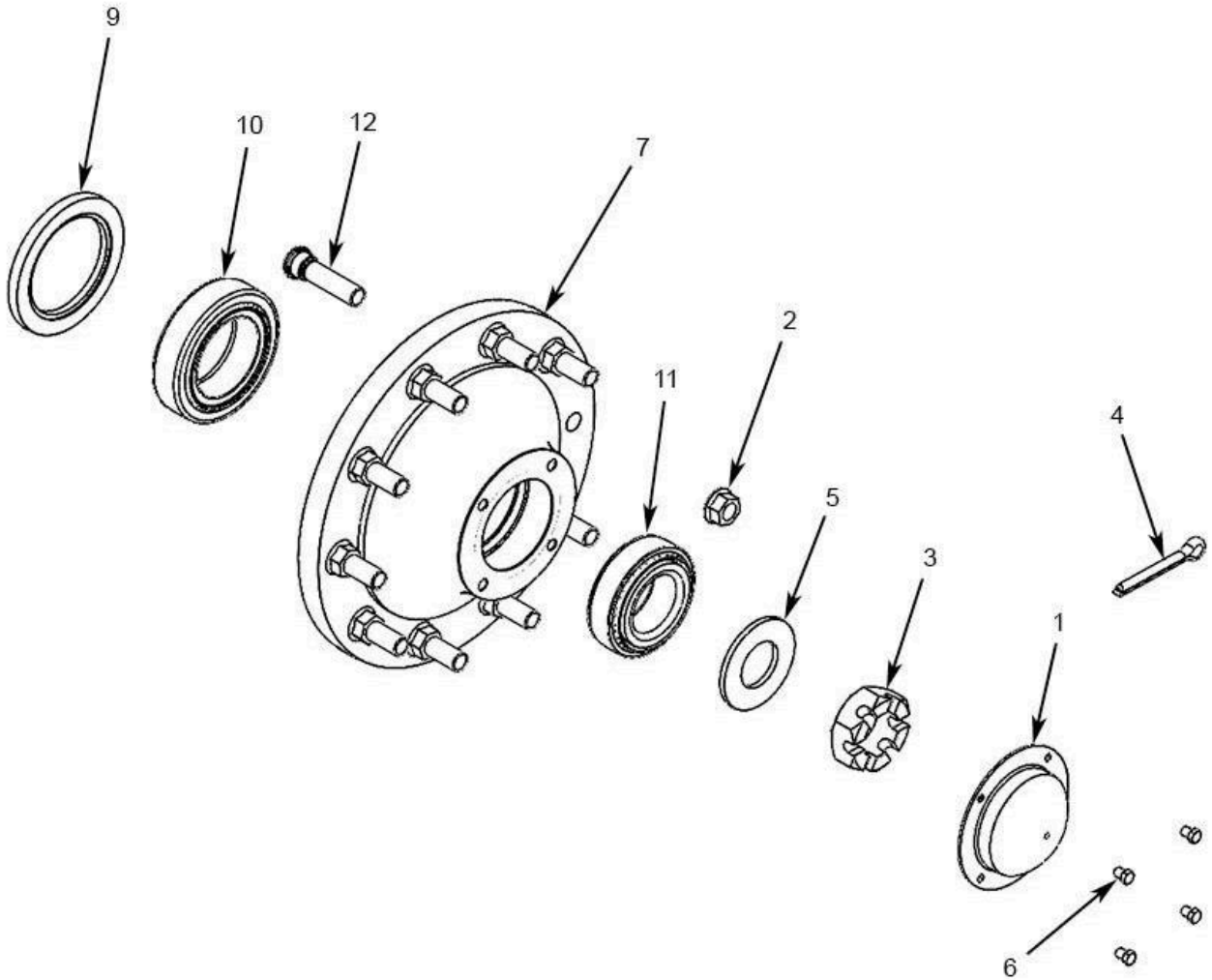


ILLUSTRATED PARTS LIST

Parts List 27182 / 27197: Axle Adjust Assembly, Diamond Tire

ITEM	PART NO.	QTY.	DESCRIPTION
1	18160	2	SPINDLE, 25K, BOLT IN
2	27189	2	AXLE ADJUST DIAMOND TIRE 25K 80, 120
3	27190	1	RECEIVER AXLE DIAMOND TIRE
4	596173M	6	BOLT, HEX 5/8 X 3 MAGNI
5	596184M	2	BOLT, HH 3/4X2 GR5 MAGNI
6	596193M	2	BOLT, HH 3/4-10X6-1/2 GR5 MAGNI
7	596216M	6	NUT, HEX 5/8-11 MAGNI
8	596217M	2	NUT, HEX 3/4-10 G5 MAGNI
9	596241M	2	NUT, CENTERLOCK 3/4-10 MAGNI
10	596259M	4	WASHER, FLAT 3/4 MAGNI
11	596488M	2	BOLT, HH 3/4-10 X 8-1/2 G5 MAGNI
12	596626M	2	NUT, TOPLOCK 3/4-10 G5 MAGNI
13	700158	2	TIRE TITAN 30.5LR32 TORC-TRAC
14	700157	2	WHEEL 27X32, 0" OFFSET SILVER
14	700164	2	WHEEL 27X32, 0" OFFSET YELLOW
15	730086ASSY	2	HUB COMPLETE Q981 25K BIG 10 Bolt, 13.19" B.C.
N.S.	800253	2	DECAL, WHEEL LUG NUT TORQUE

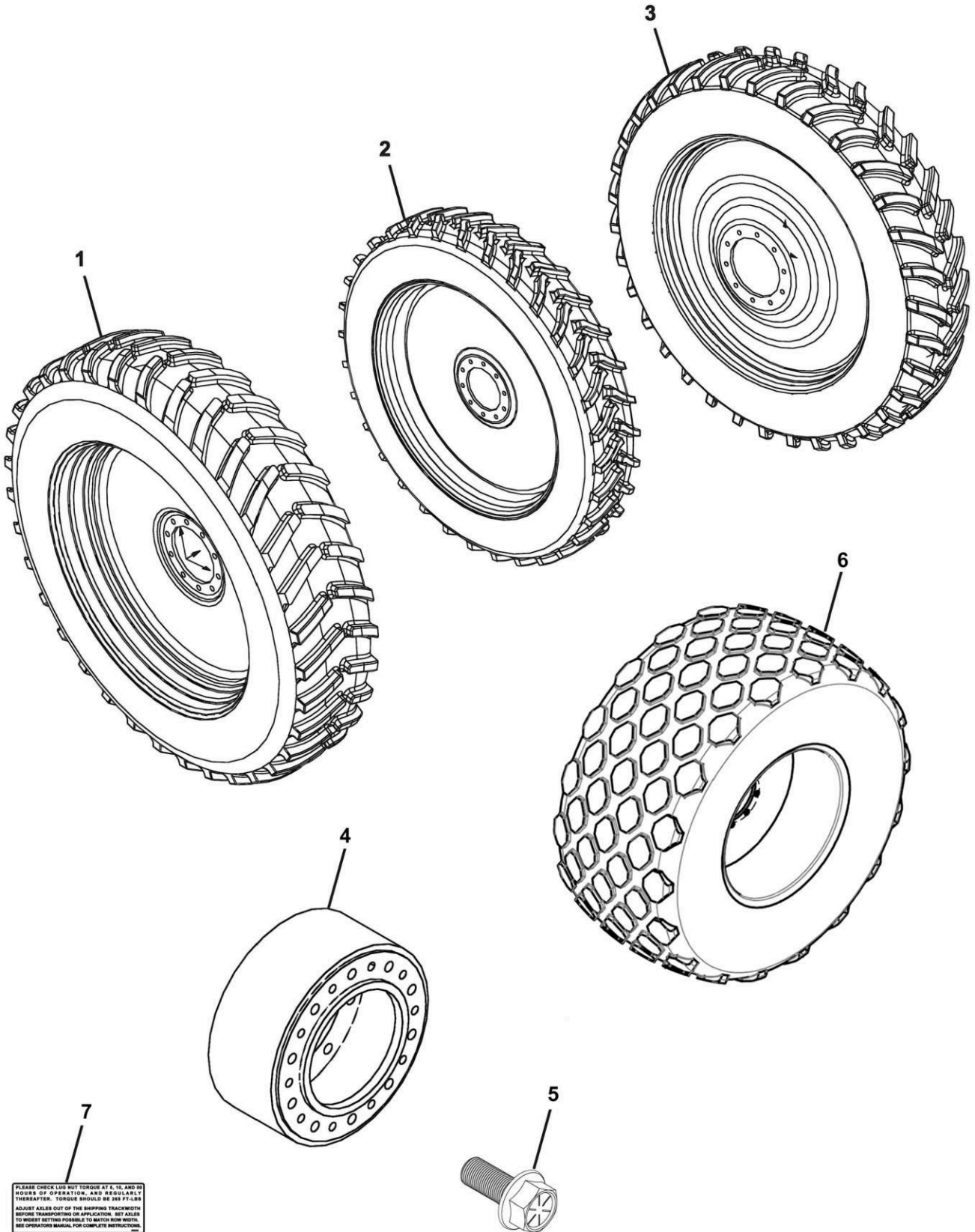
Q981 25K Hub Assembly, 10 Bolt, 13.19" B.C.



Parts List 730086: Q981 25K Hub Assembly, 10 Bolt, 13.19" B.C.

ITEM	PART NO.	QTY.	DESCRIPTION
	730086	1	Q981 25K HUB ASSEMBLY COMPLETE
1	730039	1	HUB CAP
2	730051	10	LUG NUT
3	730056	1	CASTLE NUT
4	730042	1	COTTER PIN
5	730040	1	WASHER
6	730017	4	BOLT
7	730029	1	HUB
8	730061	1	PLATE
9	730041	1	SEAL
10	730043	1	INNER BEARING
11	730037	1	OUTER BEARING
12	5410216	10	WHEEL STUD

Tires and Rims - Trailer



PLEASE CHECK LUG NUT TORQUE AT 8, 16, AND 24 HOURS OF OPERATION, AND REGULARLY THEREAFTER. TORQUE SHOULD BE 300 FT-LBS. ADJUST AXLES OUT OF THE SHIPPING TRACKWIDTH BEFORE TRANSPORTING OR APPLICATION. SET AXLES TO WISSET SETTING POSSIBLE TO MATCH RIM WIDTH. SEE OPERATOR MANUAL FOR COMPLETE INSTRUCTIONS.



ILLUSTRATED PARTS LIST

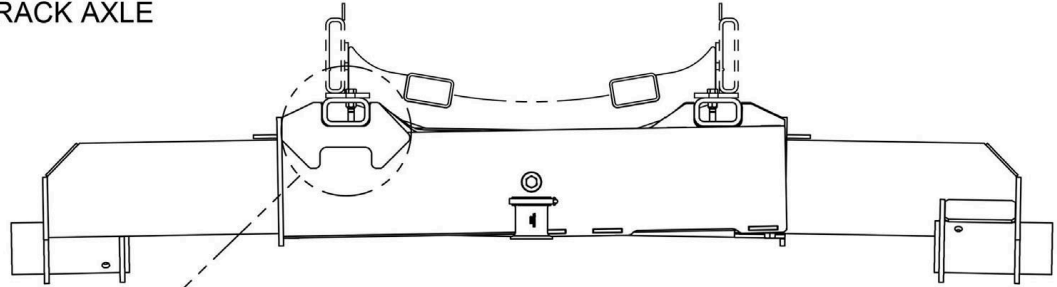
Parts List 26747 - 26755 / 26874 - 26882: Tires and Rims - Trailer

ITEM	PART NO.	QTY.	DESCRIPTION
1	700177	1	480/80R50 TIRE/WHEEL SILVER, LH, LR176A8
1	700176	1	480/80R50 TIRE/WHEEL SILVER, RH, LR176A8
1	700175	1	480/80R50 TIRE/WHEEL YELLOW, LH, LR176A8
1	700174	1	480/80R50 TIRE/WHEEL YELLOW, RH, LR176A8
2	700173	1	380/90R46 TIRE/WHEEL SILVER, LH, LR168A8
2	700172	1	380/90R46 TIRE/WHEEL SILVER, RH, LR168A8
2	700171	1	380/90R46 TIRE/WHEEL YELLOW, LH, LR168A8
2	700170	1	380/90R46 TIRE/WHEEL YELLOW, RH, LR168A8
2	700097	1	380/90R46 TIRE/WHEEL JD GREEN, LH, LR168A8
2	700098	1	380/90R46 TIRE/WHEEL JD GREEN, RH, LR168A8
2	700179	1	380/90R54 TIRE/WHEEL YELLOW, LH, LR170A8
2	700178	1	380/90R54 TIRE/WHEEL YELLOW, RH, LR170A8
2	700181	1	380/90R54 TIRE/WHEEL, SILVER, LH, LR170A8
2	700180	1	380/90R54 TIRE/WHEEL, SILVER RH, LR170A8
3	700135	2	380/90R46 TIRE/WHEEL DUAL YELLOW LH 20H, LR149
3	700136	2	380/90R46 TIRE/WHEEL DUAL YELLOW RH 20H, LR149
3	700137	2	380/90R54 TIRE/WHEEL DUAL YELLOW LH 20 H, LR152
3	700138	2	380/90R54 TIRE/WHEEL DUAL YELLOW RH 20 H, LR152
3	700139	2	380/90R46 TIRE/WHEEL DUAL SILVER LH 20H, LR149
3	700140	2	380/90R46 TIRE/WHEEL DUAL SILVER RH 20H, LR149
3	700141	2	380/90R54 TIRE/WHEEL DUAL SILVER LH 20H, LR152
3	700142	2	380/90R54 TIRE/WHEEL DUAL SILVER RH 20H, LR152
4	710031	2	5.00" DUALS SPACER, FOR 80-120 FT TRACK WIDTH
4	710032	2	7.00" DUALS SPACER, FOR 88-132 FT TRACK WIDTH
4	710030	2	13.75" DUALS SPACER, FOR 62.5-120 FT TRACK WIDTH
5	590258	20	HUB SPACER BOLT, FOR OUTER DUAL, .750 NC X 1.50 YZ
6	700158	2	TIRE TITAN 30.5LR32 TORC-TRAC
6	700157	2	WHEEL 27X32, 0" OFFSET SILVER
6	700164	2	WHEEL 27X32, 0" OFFSET YELLOW
7	800253	2	DECAL, WHEEL LUG NUT TORQUE

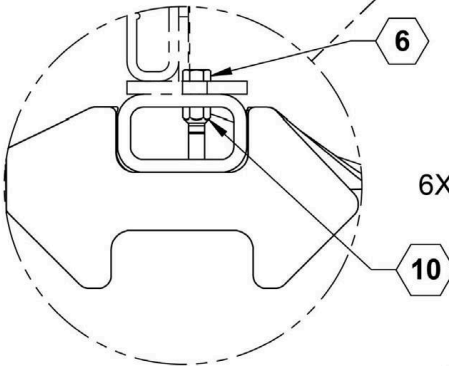
Adjustable Track Axle

NOTES:

1. BOLTS TO BE INSTALLED IN ORIENTATION SHOWN
2. BOLTS TO BE TIGHTENED WITH 1/2" IMPACT
3. ADD 3" FLANGE COUPLING TO BOTTOM OF SUMP ON TANK ABOVE THE 3" FLANGE SWEEP MANIFOLD TO CLEAR THE BOTTOM OF TRACK AXLE

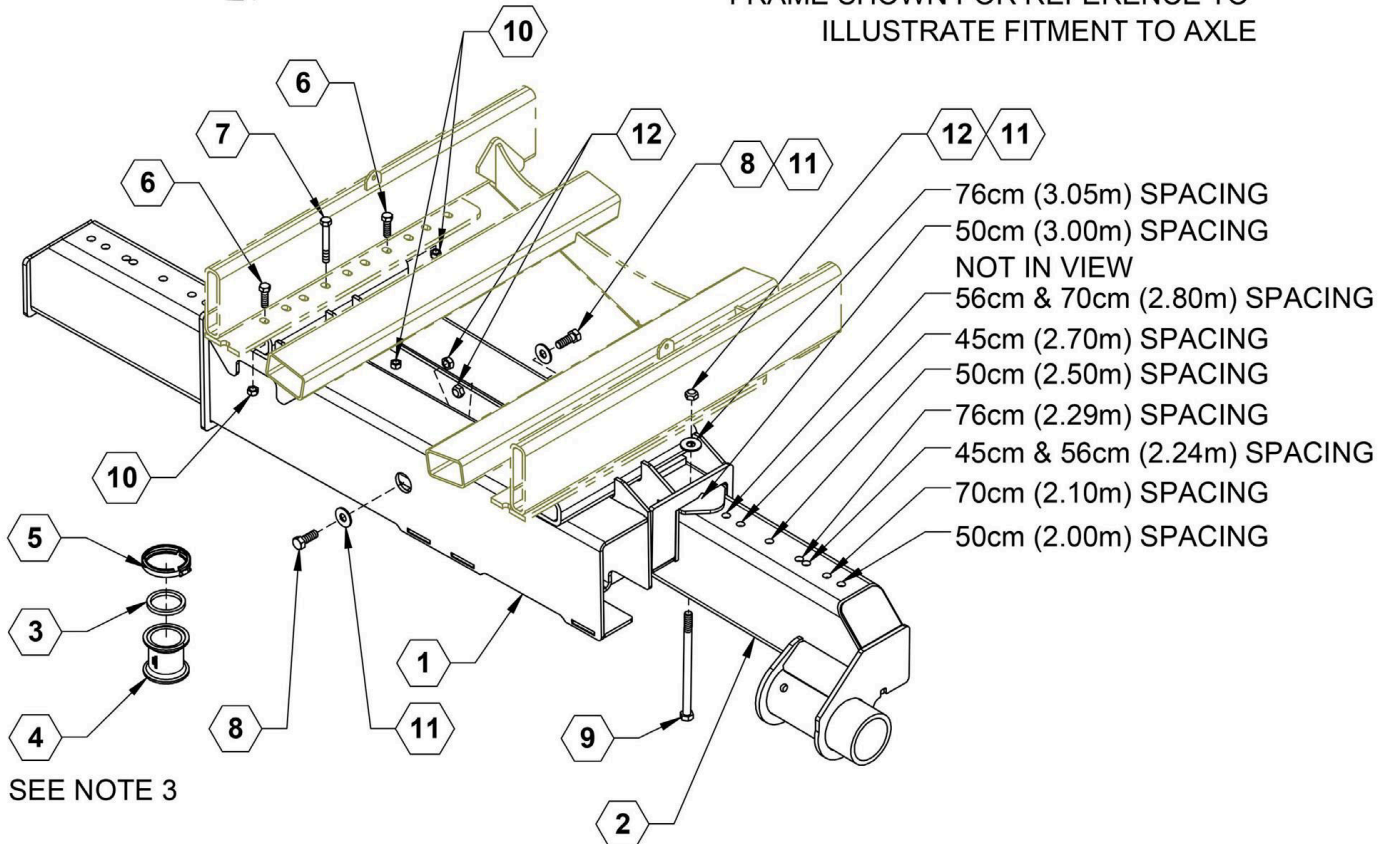


FRONT VIEW



6X TORQUE TO 110 FT-LBS

FRAME SHOWN FOR REFERENCE TO ILLUSTRATE FITMENT TO AXLE






ILLUSTRATED PARTS LIST

Parts List 26742 / 26743 / 27947: Adjustable Track Axle

ITEM	PART NO.	QTY.	DESCRIPTION
1	23955	1	AXLE RECEIVER
2	23958	2	ADJUSTABLE TRACK AXLE, 80" - 132"
2	26312	2	ADJUSTABLE TRACK AXLE, 84" - 144"
2	27948	2	ADJUSTABLE TRACK AXLE, 45-76cm
3	530024	1	GASKET, 3" EPDM
4	530443	1	FLANGE COUPLING 3"
5	540003	1	CLAMP, WORM SCREW 3"
6	596170M	4	BOLT, HH 5/8-11X2 GR5 MAGNI
7	596177M	2	BOLT, HH 5/8-11X4.5 GR5 MAGNI
8	596184M	2	BOLT, HH 3/4X2 GR5 MAGNI
9	596210M	2	BOLT, HH 3/4-10 X 12 GR5 MAGNI
10	596243M	6	NUT, TOPLOCK 5/8-11 G8 MAGNI
11	596259M	4	WASHER, FLAT 3/4 MAGNI
12	596626M	4	NUT, TOPLOCK 3/4-10 G5 MAGNI
13	800259	1	DECAL, CAUTION - TRACK FIRE

Camso Tracks

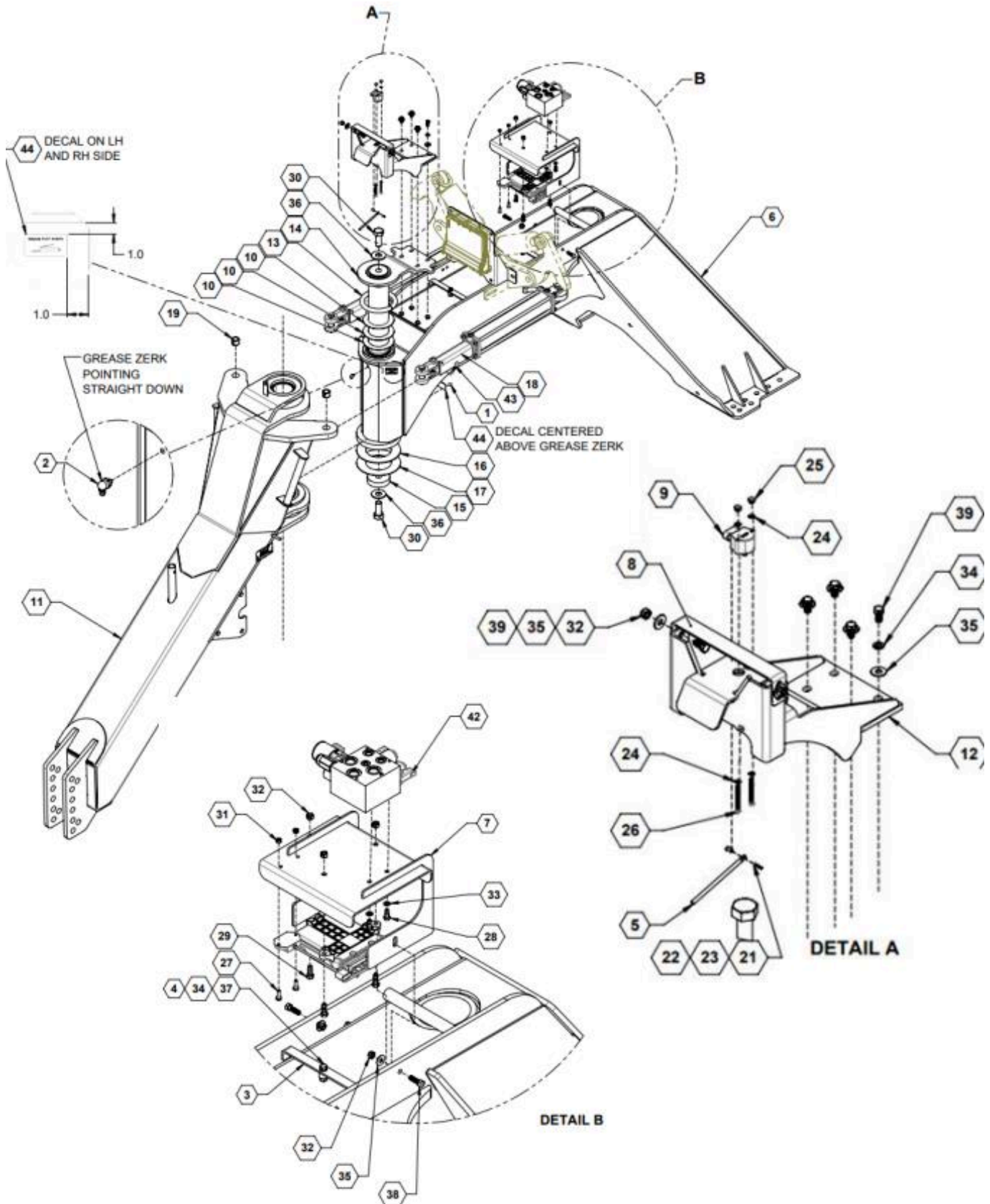


Parts List 700202 / 700206: Camso Tracks

ITEM	PART NO.	QTY.	DESCRIPTION
1	700206	AR	CAMSO TTS 40-1511, GREY
1	700202	AR	CAMSO TTS 40-1511, YELLOW
1	800259	1	DECAL, CAUTION - TRACK FIRE

STEERABLE GOOSENECK

Steerable Gooseneck





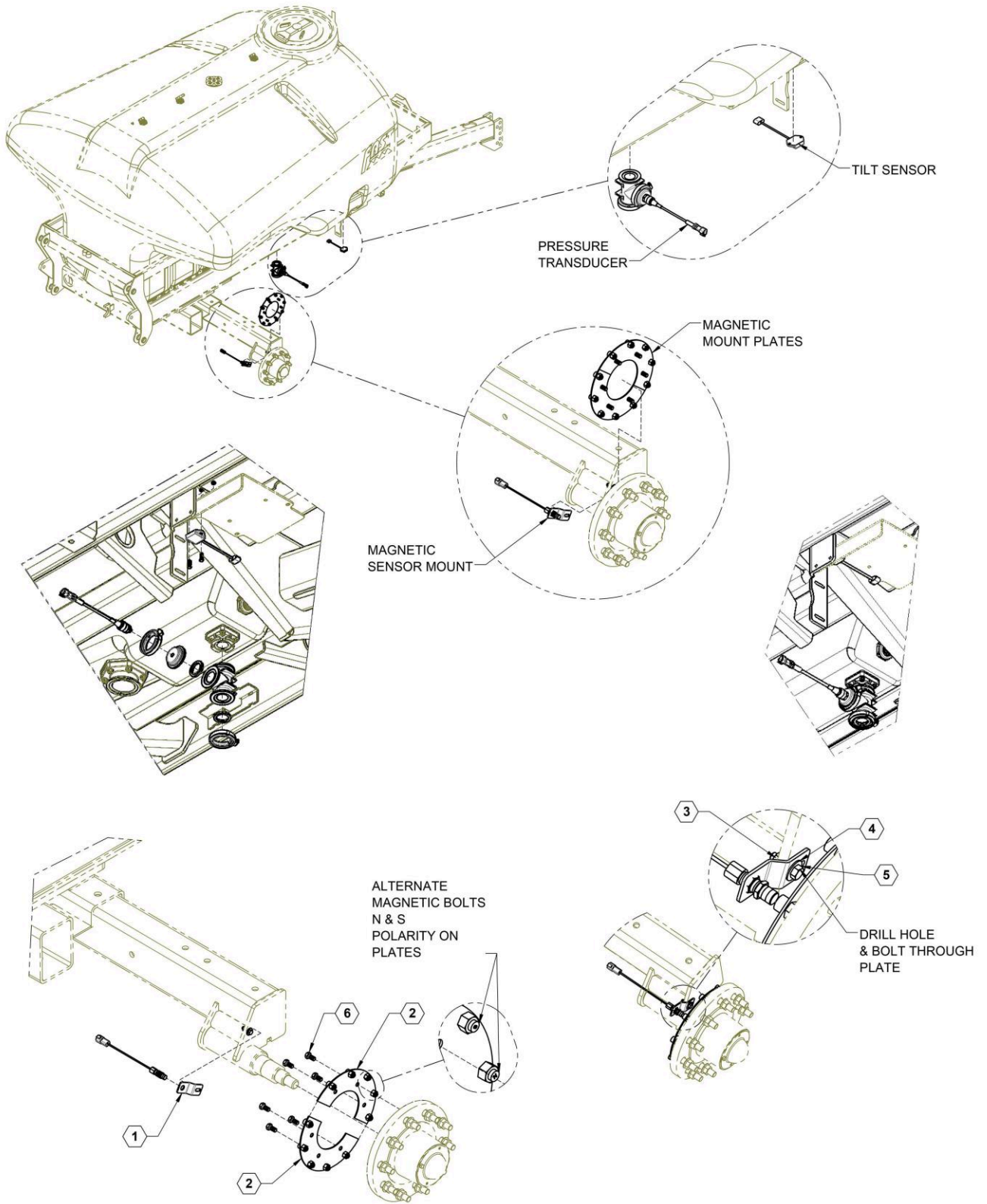
ILLUSTRATED PARTS LIST

Parts List 34685: Steerable Gooseneck

ITEM	PART NO.	QTY.	DESCRIPTION
1	759	1	ZERK, 1/4-28 STRAIGHT PIPE THREAD
2	761	1	ZERK, 90°, 1/4-28 STRAIGHT PIPE
3	15558	2	BRACKET, HOSE
4	15566	2	SPACER, HOSE BRACKET
5	22906	1	ROD, ROTARY SENSOR LEVER
6	27082	1	WELDMENT, HITCH CART
7	27093	1	WELDMENT, VALVE MOUNT
8	27169	1	PLATE, HOSE HOLDER
9	21495	1	ASSY, 180 DEG SENSOR & ADAPTER HARNESS
10	34619	3	SHIM, KINGPIN
11	34625	1	WELDMENT, STEERABLE NECK
12	34632	1	WELDMENT, HOSE SUPPORT
13	34636	1	O-RING, STEERABLE GNECK SEAL
14	34640	1	WELDMENT, KINGPIN
15	34642	1	PLATE, CLAMP PUCK
16	34651	1	WASHER, SS THRUST
17	34652	1	WASHER, SS THRUST
18	34683	2	PLATE, CYLINDER STOP
19	530281	4	SPRING BUSHING 1" I.D.
20	590216	1	FAST SERIAL TAG
21	590275	1	SCREW PHIL 3-48 X .625 SS18-8
22	590276	1	NUT NYLON 3-48 SS18-8
23	590277	1	WASHER, #3 SS18-8
24	590272	4	WASHER, #10 SS
25	590274	2	NUT, NYLOCK, 10-24 SS
26	590273	2	SCREW, #10-24 X 1.75" SS
27	596101M	2	BOLT, HH 1/4-20 X 3/4 GR5 MAGNI
28	596114M	2	BOLT, HH 5/16-18 X 3/4 GR5 MAGNI
29	263128M	3	BOLT, HH 3/8-16 X 1 GR5 MAGNI
30	596199M	2	BOLT, HH 1-8 X 2-1/2 GR5 MAGNI
31	596235M	2	NUT, CENTERLOCK, 1/4-20 MAGNI
32	596237M	7	NUT, CENTERLOCK 3/8-16 MAGNI
33	596249M	2	LOCKWASHER 5/16 MAGNI
34	596250M	6	LOCKWASHER, 3/8 MAGNI
35	596258	8	WASHER, FLAT 3/8 MAGNI
36	596276M	2	WASHER, FLAT 1" MAGNI
37	596635M	2	BOLT, HH 3/8-16 X 1-1/4 MAGNI
38	596635M	2	BOLT, HH 3/8-16 X 1-1/4 MAGNI
39	596818M	6	BOLT, HH 3/8-16 X 1-1/4 MAGNI
40	600107	1	STRBL GSNCK HYD KIT
41	620057	2	CYLINDER, 30THC16.00-150
43	720001	2	SNAP PIN, 5/16
44	800287	3	DECAL, GREASE PIVOT POINTS

ILLUSTRATED PARTS LIST

Raven Steerable Hitch Reverse Sensors 15K (1800 Gallon)





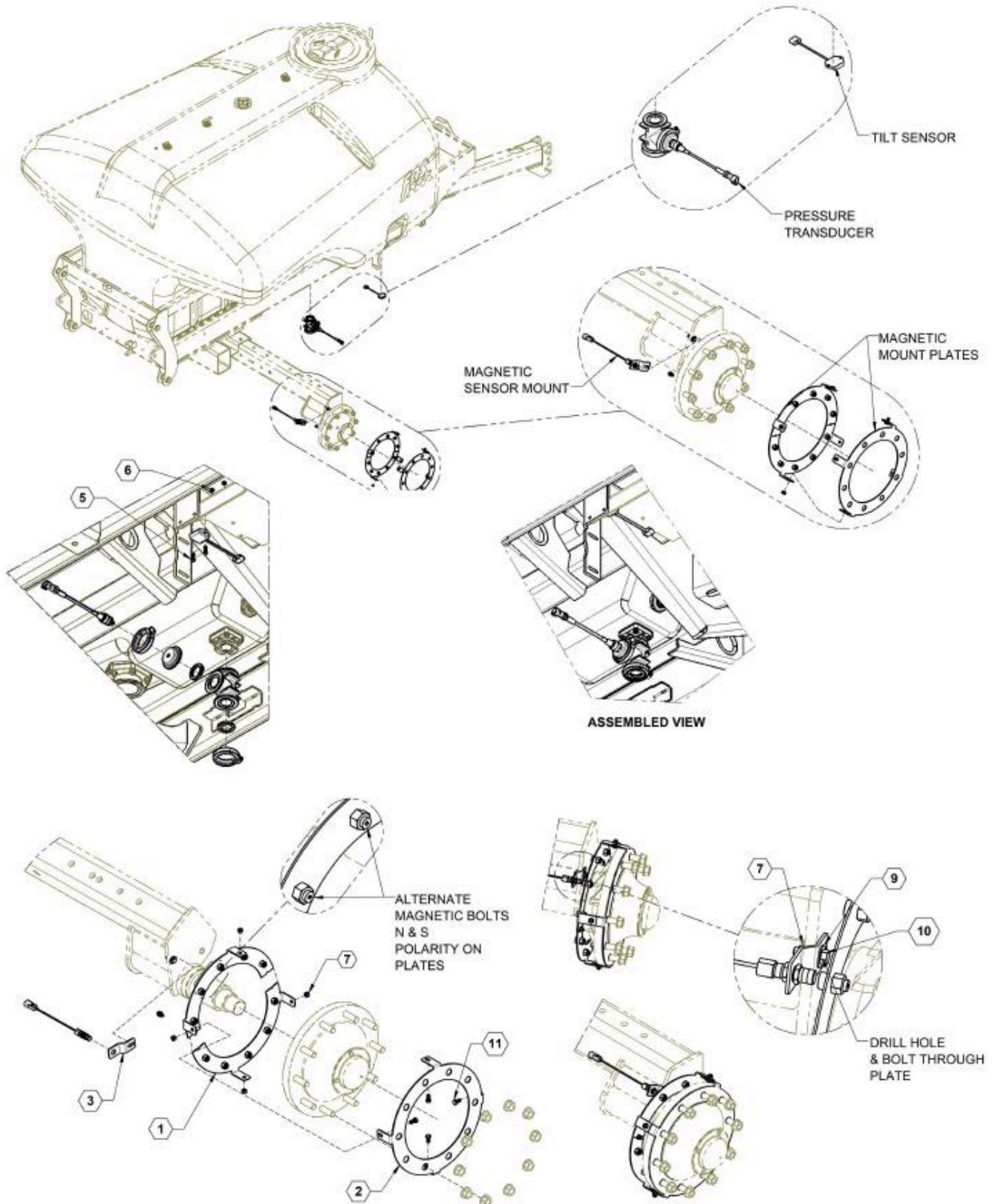
ILLUSTRATED PARTS LIST

Parts List 28176: Raven Steerable Hitch Reverse Sensors 15K (1800 Gallon)

ITEM	PART NO.	QTY.	DESCRIPTION
1	27237	1	BRACKET, REVERSE SENSOR
2	27238	2	PLATE, MAGNET MOUNT, 15K
3	596237M	1	NUT, CENTERLOCK 3/8-16 MAGNI
4	596258M	1	WASHER, FLAT 3/8 MAGNI
5	596635M	1	BOLT, HH 3/8-16 x 1-1/4 MAGNI
6	596834M	6	BOLT, 1/2-20X1 GR5 MAGNI

ILLUSTRATED PARTS LIST

Raven Steerable Hitch Reverse Sensors 20K (2600 Gallon)





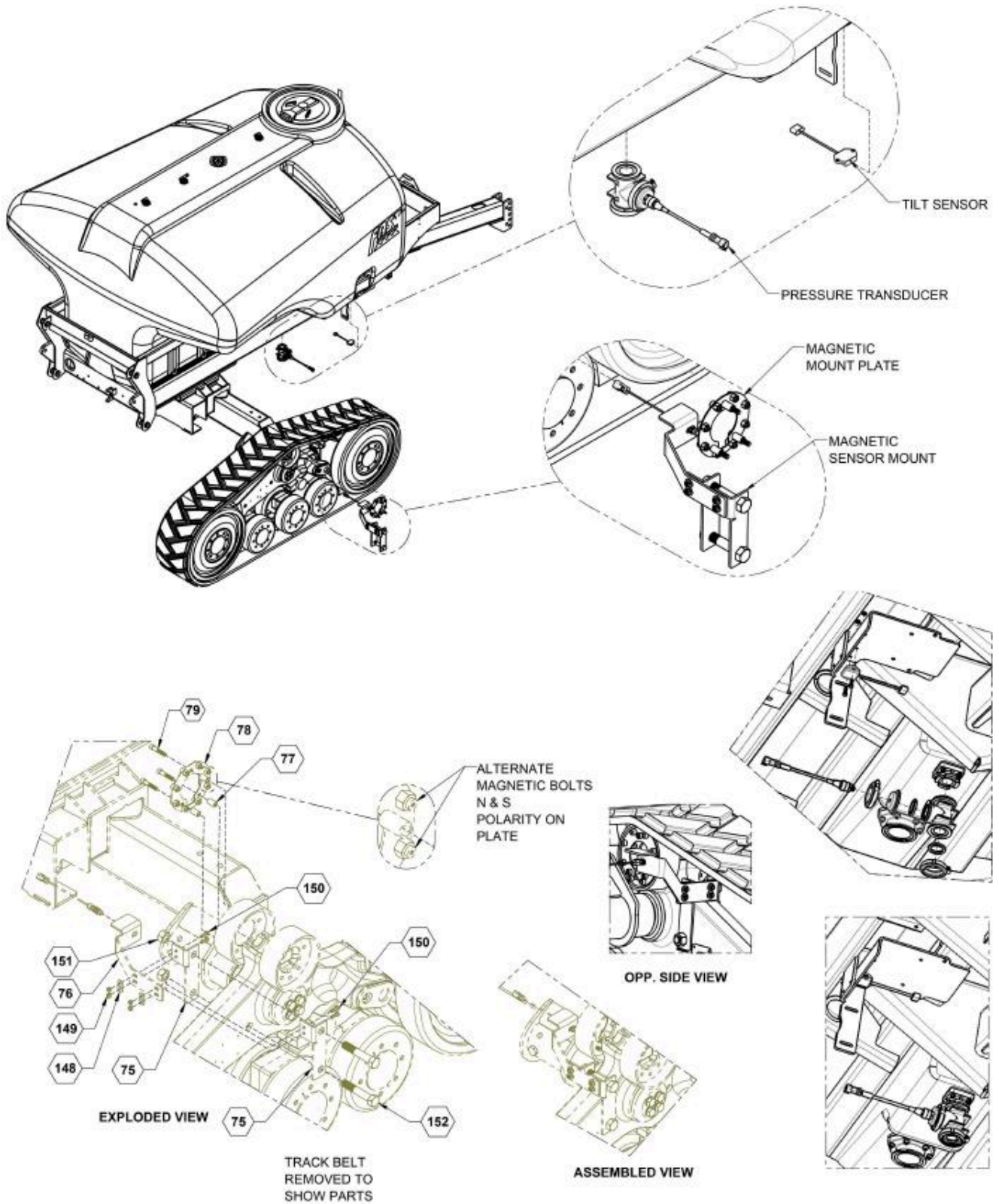
ILLUSTRATED PARTS LIST

Parts List 28177: Raven Steerable Hitch Reverse Sensors 20K (2600 Gallon)

ITEM	PART NO.	QTY.	DESCRIPTION
1	27234	2	PLATE, 20K MAGNET MOUNT, RAVEN STEERING
2	27236	1	PLATE, 20K HUB SIDE REVERSE SENSOR RING, RAVEN STEERING
3	27237	1	BRACKET, REVERSE SENSOR
4	596101M	2	BOLT, HH 1/4-20X3/4 GR5 MAGNI
5	596102M	2	BOLT, HH 1/4-20 X 1 GR5 MAGNI
6	596235M	4	NUT, CENTERLOCK, 1/4-20 MAGNI
7	596237M	5	NUT, CENTERLOCK 3/8-16 MAGNI
8	596256M	4	WASHER, FLAT 1/4 USS MAGNI
9	596258M	1	WASHER, FLAT 3/8 MAGNI
10	596635M	1	BOLT, HH 3/8-16 x 1-1/4 MAGNI
11	596818M	4	BOLT, HH 3/8-16 X 3/4 GR5 MAGNI

ILLUSTRATED PARTS LIST

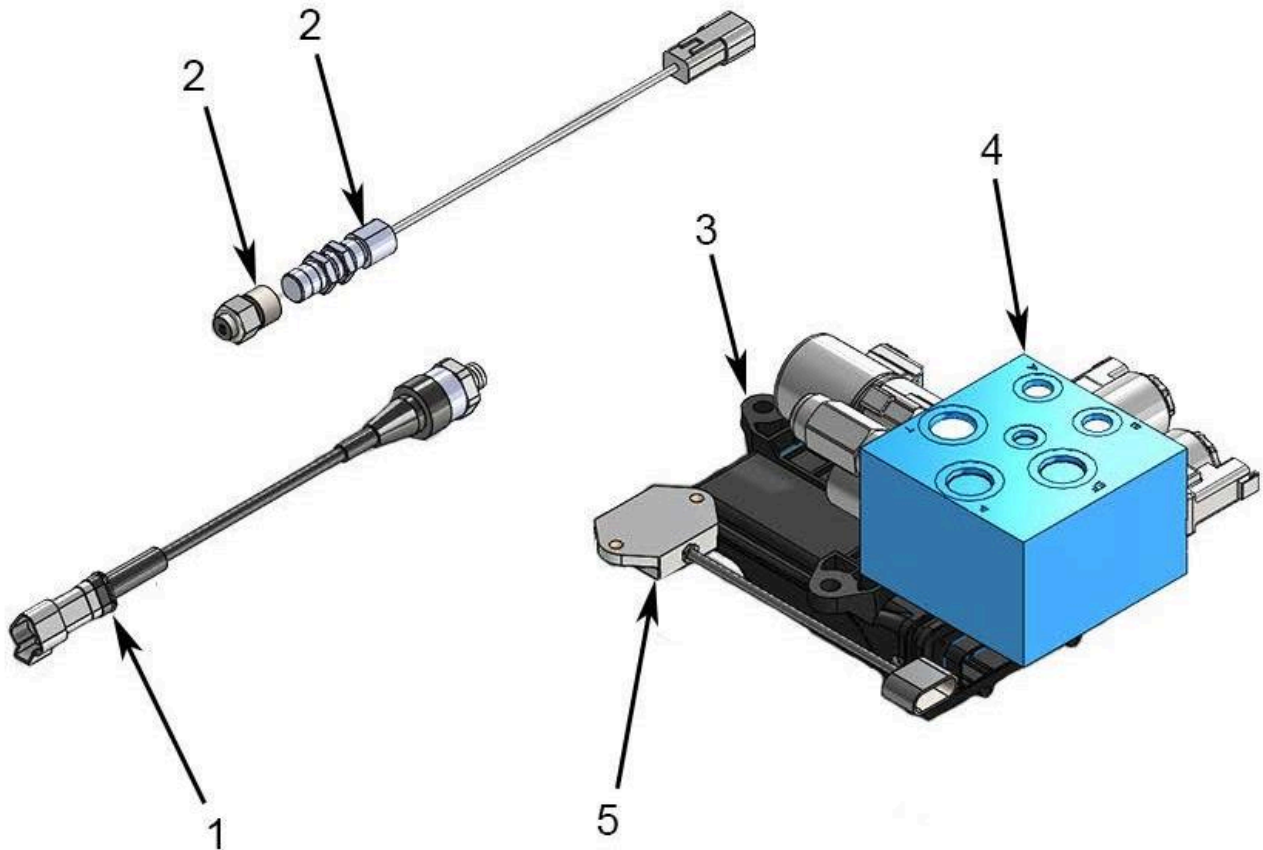
Raven Steerable Hitch Reverse Sensors TTS (Tracks)



Parts List 28175: Raven Steerable Hitch Reverse Sensors TTS (Tracks)

ITEM	PART NO.	QTY.	DESCRIPTION
75	27239	2	BRACKET, VERTICAL SUPPORT
76	27240	1	BRACKET, SENSOR SUPPORT
77	27241	3	SPACER, MAGNET SENSOR PLATE
78	27242	1	PLATE, MAGNET MOUNT
79	596835M	3	SCREW, SOCKET HEAD CAP, M12X1.75X60MM 12.9 MAGNI
148	596258M	4	WASHER, FLAT 3/8 MAGNI
149	596237M	4	NUT, CENTERLOCK 3/8-16 MAGNI
150	596128M	4	BOLT, HH 3/8-16 X 1 GR5 MAGNI
151	596242M	2	NUT, CENTERLOCK, 1" MAGNI
152	596205M	2	BOLT, HEX 1-8X5-1/2 GR5 MAGNI

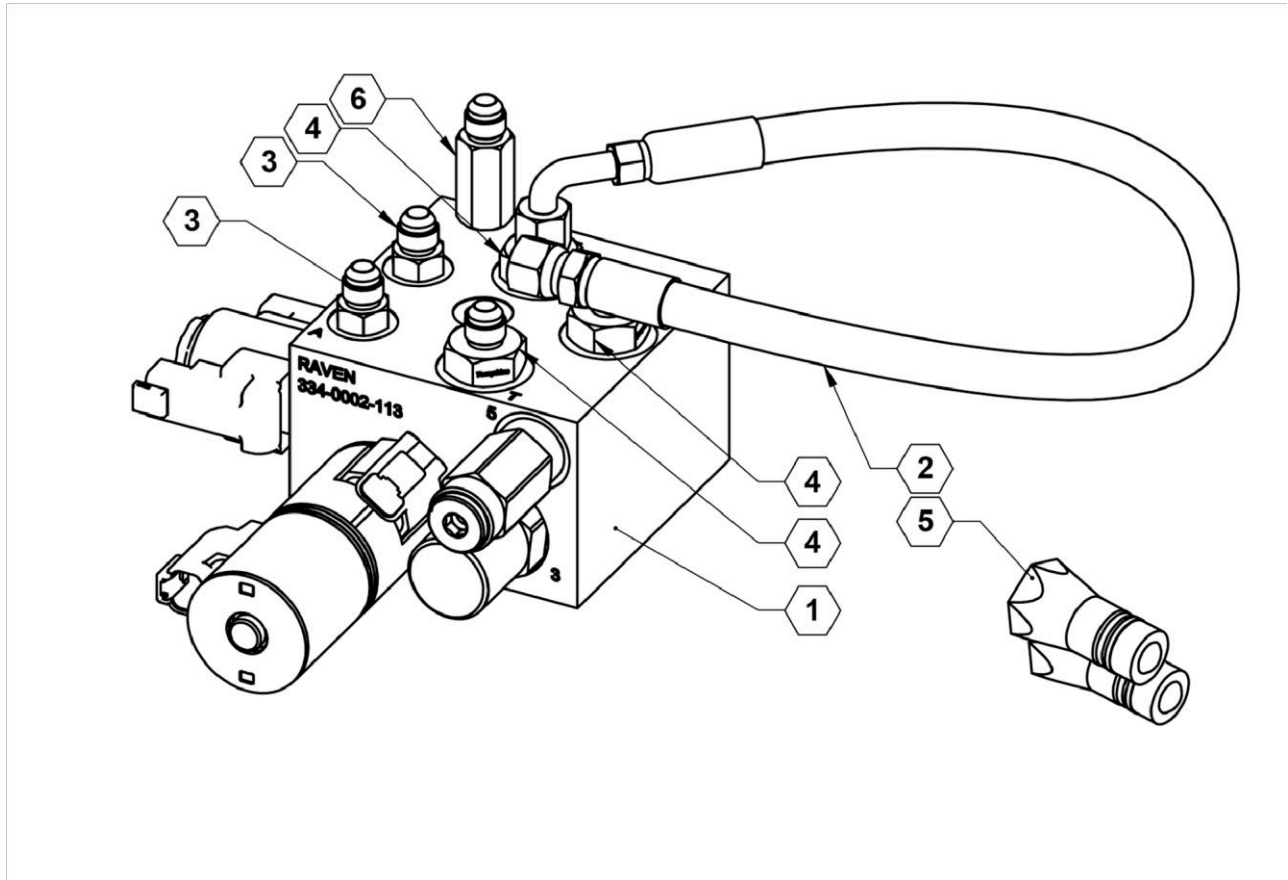
Raven Steerable Hitch Kit



Parts List: Raven Steerable Hitch Kit

ITEM	PART NO.	QTY.	DESCRIPTION
1	632097	1	PRESSURE TRANSDUCER
2	632096 R	1	REVERSE SENSOR
2	632096 S	4	WHEEL MAGNET SOUTH POLE
2	632096 N	4	WHEEL MAGNET NORTH POLE
3	632020	1	ISO STEERABLE HITCH NODE
4	632021	1	STEERING VALVE
5	632098	1	TILT SENSOR

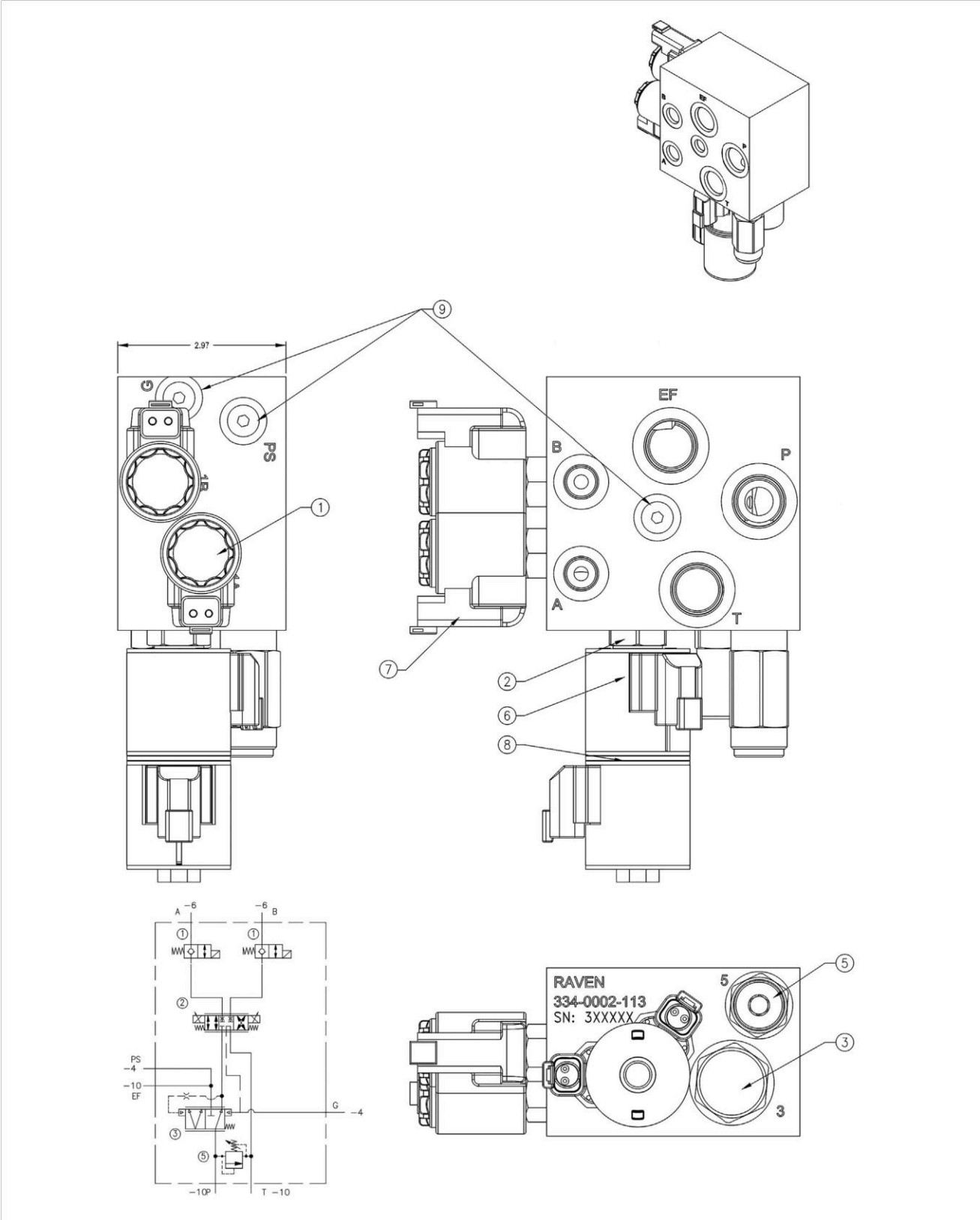
Raven Steerable Applicator Kit



Parts List: Raven Steerable Applicator Kit

ITEM	PART NO.	QTY.	DESCRIPTION
1	063-0131-130	1	RAVEN STEERING VALVE
2	214-1001-170	1	HOSE ASSEMBLY, 06-6FJX90-6FJX-24
3	333-0012-045	2	FITTING, ADAPTER, STRAIGHT, -6 JIC (M) TO -6 SAE O-RING (M)
4	333-0012-106	3	FITTING, ADAPTER, STRAIGHT, -6 JIC (M) TO -10 SAE O-RING (M)
5	333-0012-310	2	COUPLER, HYDRAULIC, -10 SAE O-RING (F) TO ISO AG (M)
6	334-0003-078	1	FITTING., CHECK VALVE, -6 JIC M/F, 5 PSI

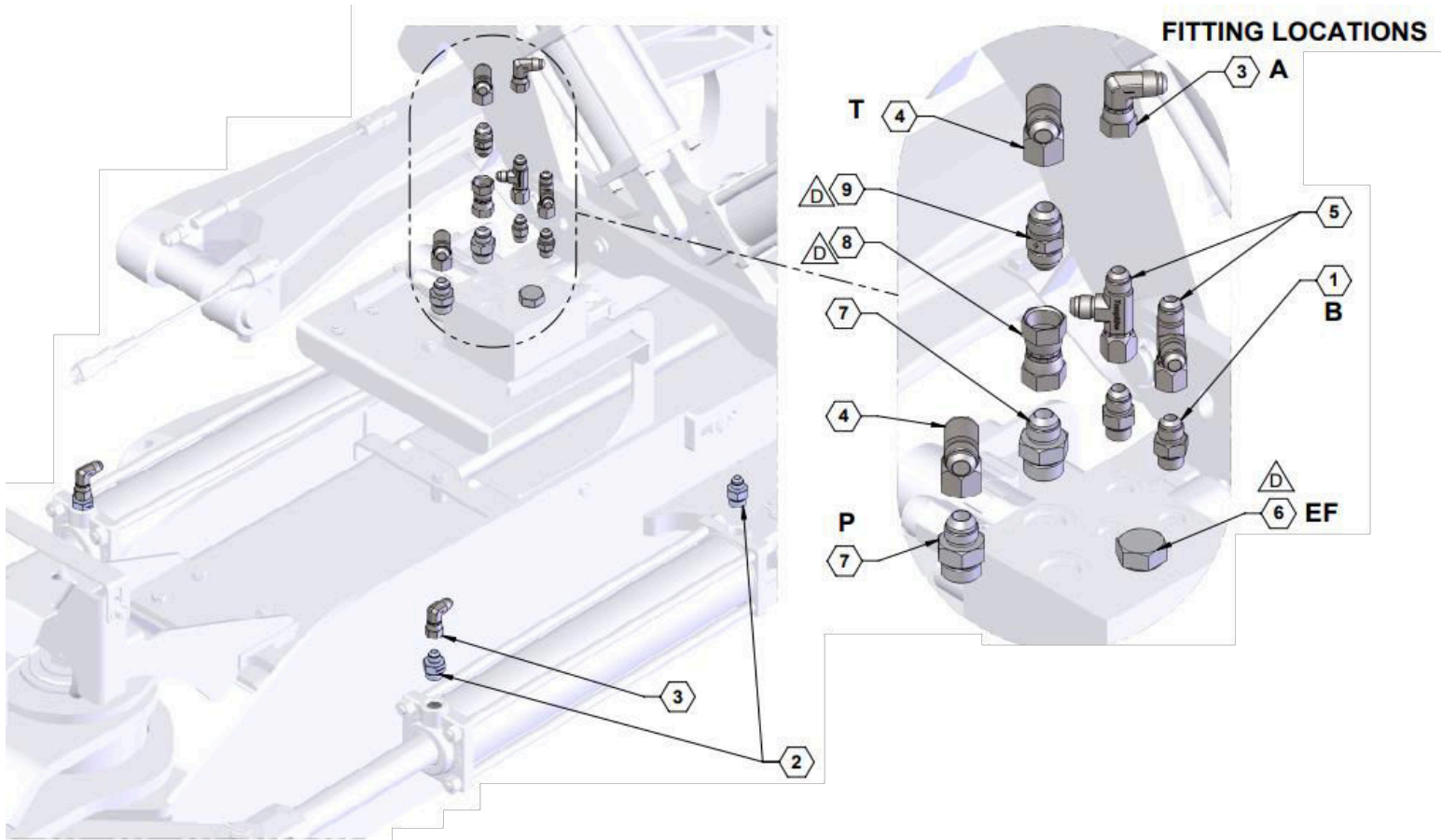
Raven Steering Valve



Parts List: Raven Steering Valve

ITEM	PART NO.	VENDOR PART NO.	QTY.	DESCRIPTION
0		063-0131-130	1	SMARTRAX VALVE (ITEMS 1-9)
1		334-0002-096	2	CARTRIDGE, BLOCKER, SINGLE, NORMALLY CLOSED
2		334-0002-097	1	CARTRIDGE, PROPORTIONAL, DIRECTIONAL
3		334-0002-102	1	PRORITY VALVE
4		334-0002-113	1	MANIFOLD
5		334-0002-103	1	RELIEF CARTRIDGE
6		334-0002-117	2	COIL
7		334-0002-118	2	COIL
8		334-0002-119	1	COIL SPACER
9		334-0002-051	3	PLUG

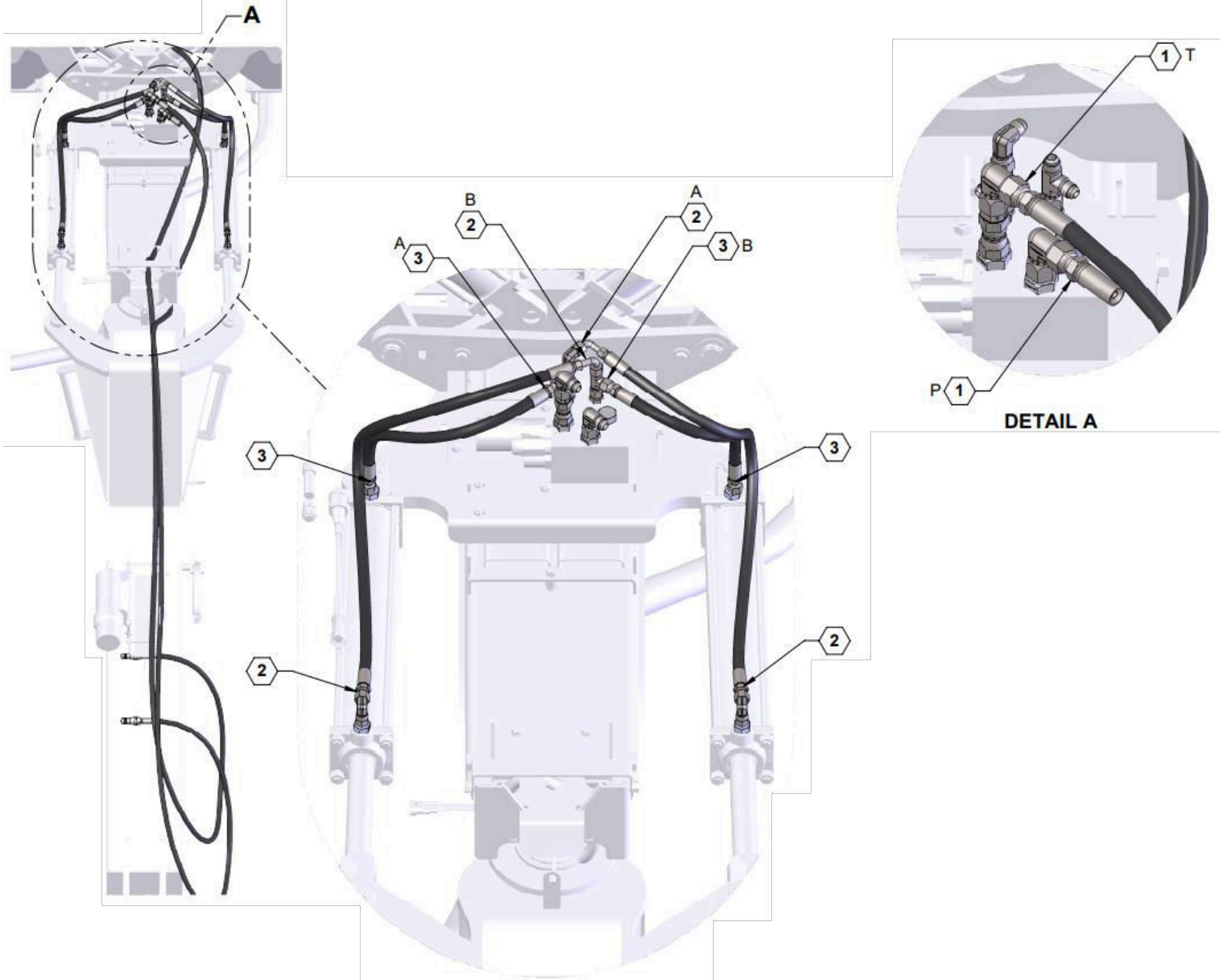
Steerable Gooseneck Hydraulic Hoses & Fittings



Parts List 600107: Steerable Gooseneck Hydraulic Hoses & Fittings

ITEM	PART NO.	QTY.	DESCRIPTION
1	610010	2	ADAPTER, -6MJIC X -6MORB
2	610011	4	JIC#6 TO ORING #8
3	610023	3	ADAPTER, -6MJIC X -6FJX 90
4	610024	2	JIC #8 90 DEG
5	610027	2	JIC #6 TEE RUN
6	610056	1	PLUG, -10 MORB HEX
7	610060	2	JIC #8 TO ORING #10
8	610068	1	JIC #8 SWIVEL UNION
9	630043	1	INLINE CHECK VALVE

Steerable Gooseneck Hydraulic Hoses & Fittings (cont.)

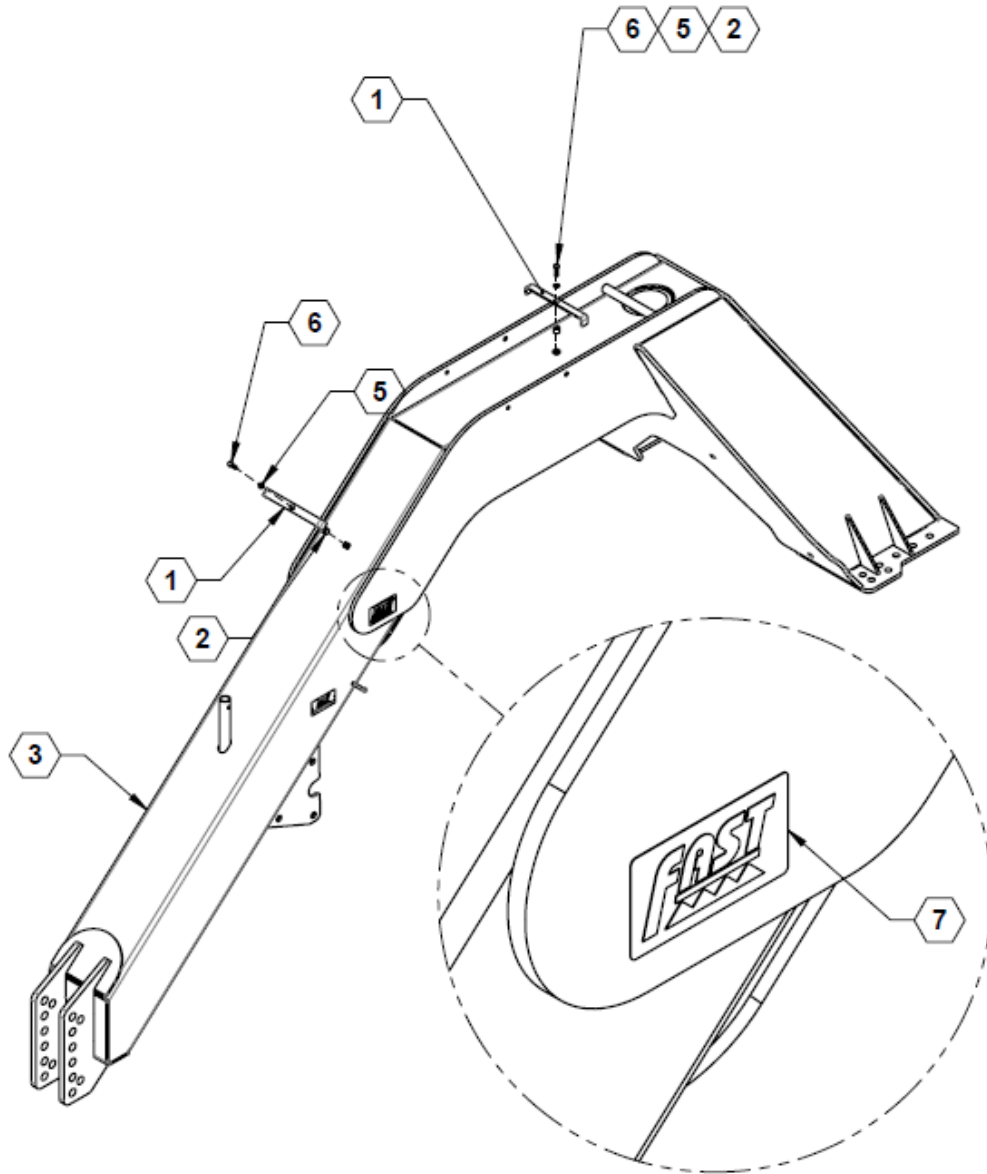


Parts List: Steerable Gooseneck Hydraulic Hoses & Fittings (cont.)

ITEM	PART NO.	QTY.	DESCRIPTION
1	600107-1	2	HOSE ASSY, 06-8FJX-8MOR-PIONEER-193
2	600107-2	2	HOSE ASSY, 06-6FJX90-6FJX-43
3	600107-3	2	HOSE ASSY, 06-6FJX-6FJX-23
4	610056	1	PLUG, -10 MORB HEX
5	630043	1	INLINE CHECK VALVE
6	610068	1	JIC #8 SWIVEL UNION

STANDARD DUTY

Non-Steerable Gooseneck





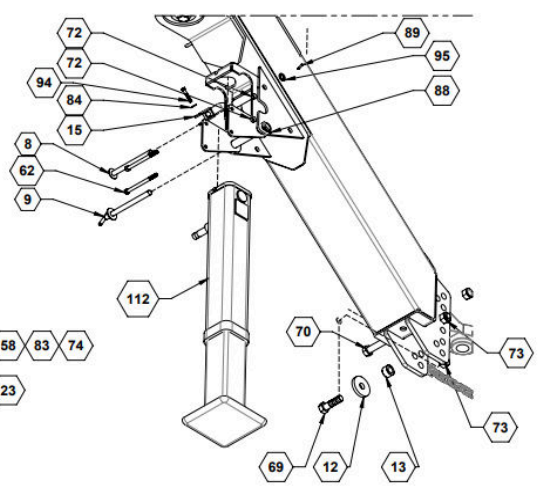
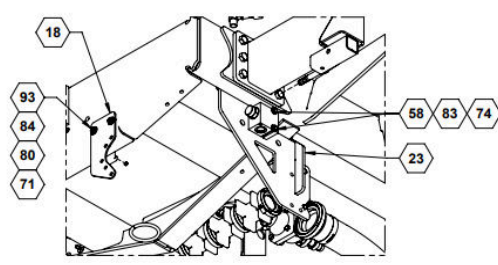
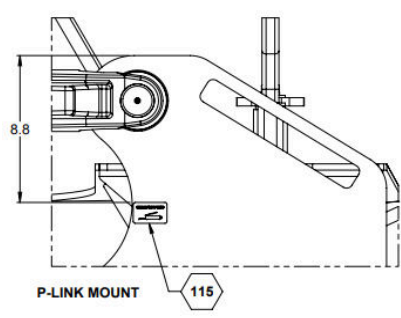
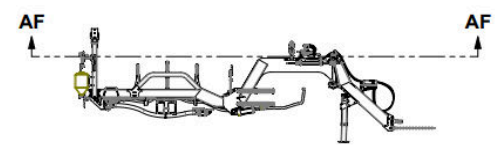
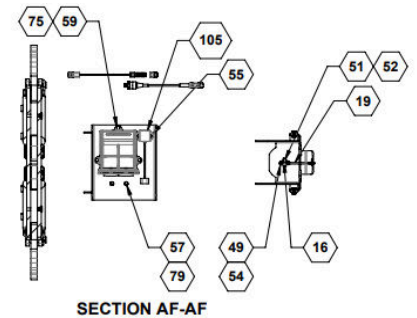
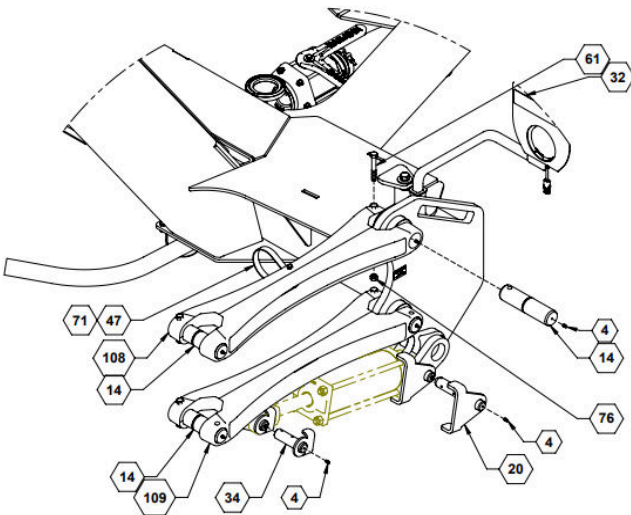
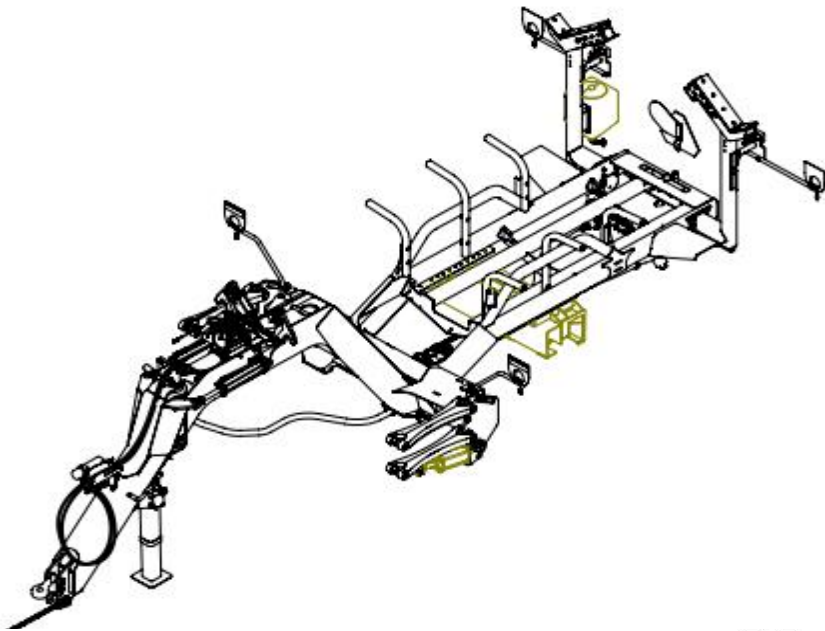
ILLUSTRATED PARTS LIST

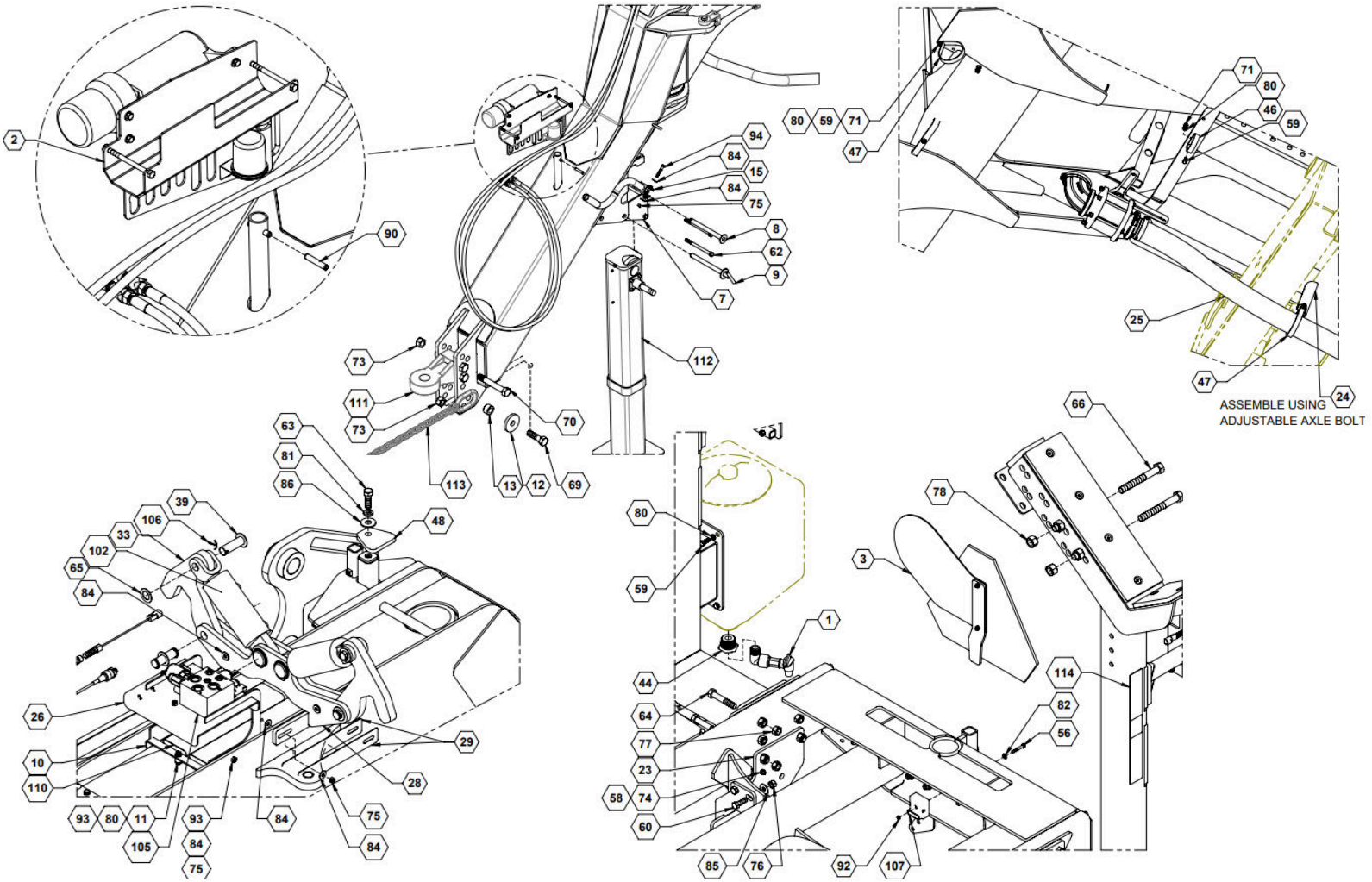
Parts List 26815: Non-Steerable Gooseneck

ITEM	PART NO.	QTY.	DESCRIPTION
1	15558	2	BRACKET, HOSE
2	15566	2	SPACER, HOSE BRACKET
3	26636	1	WLDMNT, HITCH CART
4	590216	1	FAST SERIAL TAG
5	596250M	2	LOCKWASHER, 3/8 MAGNI
6	596635M	2	BOLT, HH 3/8-16 x 1-1/4 MAGNI
7	800020	1	DECAL, FAST LOGO BLK/GRY

ILLUSTRATED PARTS LIST

Standard Duty, Steerable Welded Latch Cyl. Gooseneck Assembly







ILLUSTRATED PARTS LIST

Parts List 34601: Standard Duty, Steerable Welded Latch Cyl. Gooseneck Assembly

ITEM	PART NO.	QTY.	DESCRIPTION
1	90SAFCHWF	1	FC HAND WASH FAUCET ASSY
2	90SAHMH	1	HOSE/MANUAL HOLDER
3	90SASMVWOSIS	1	SMV ASSEMBLY W/O SIS DECAL
4	759	13	ZERK, 1/4-28 STRAIGHT PIPE THREAD
5	761	1	ZERK, 90°, 1/4-28 STRAIGHT PIPE THREAD
6	15179	2	PIN, LATCH CLY BASE
7	15430	1	JACK HOLDER WELDMENT
8	15437	1	PIN, JACK LINKAGE
9	15440	1	PIN, JACK LOCK
10	15558	3	BRACKET, HOSE
11	15566	3	SPACER, HOSE BRACKET
12	15829	1	WASHER PLATE, SAFTEY CHAIN
13	15835	1	BUSHING, SAFETY CHAIN SPACER
14	15848	8	PIN, CAST LIFTARM
15	17846	1	JACK CRANK WELDMENT
16	21495	1	180 ROTARY SENSOR
17	21995	2	SUBASSY, WING REST CRADLE
18	22253	1	PLATE, QUICK FILL VALVE MOUNT
19	22906	1	ROD, ROTARY SENSOR LEVER
20	23385	2	PIN WELDMENT, MAIN LIFT
21	26954	4	TUBE, SUPPORT, FENDER
22	26955	2	TUBE, SUPPORT FENDER MID
23	26960	1	WELDMENT, PUMP MOUNT
24	26975	1	WELDMENT, HOSE MOUNT
25	26982	1	ASSY, STD PRODUCT PLUMBING
26	27093	1	WELDMENT, VALVE MOUNT
27	27169	1	PLATE, HOSE HOLDER
28	27211	1	WELDMENT, TRANSPORT LATCH
29	27213	4	PLATE, TRANSPORT LATCH SHIM
30	27877	1	WELDMENT, WING REST
31	27878	1	WELDMENT, WING REST RH
32	27880	1	ASSY, LIGHTING AND MARKING
33	27908	2	PLATE, TRANSPORT LATCH ARM
34	28915	2	PIN WELDMENT, ROD END MAIN LIFT
35	28975	1	WELDMENT, STEERABLE TRAILER
36	34619	3	SHIM, KINGPIN
37	34625	1	WELDMENT, STEERABLE NECK



ILLUSTRATED PARTS LIST

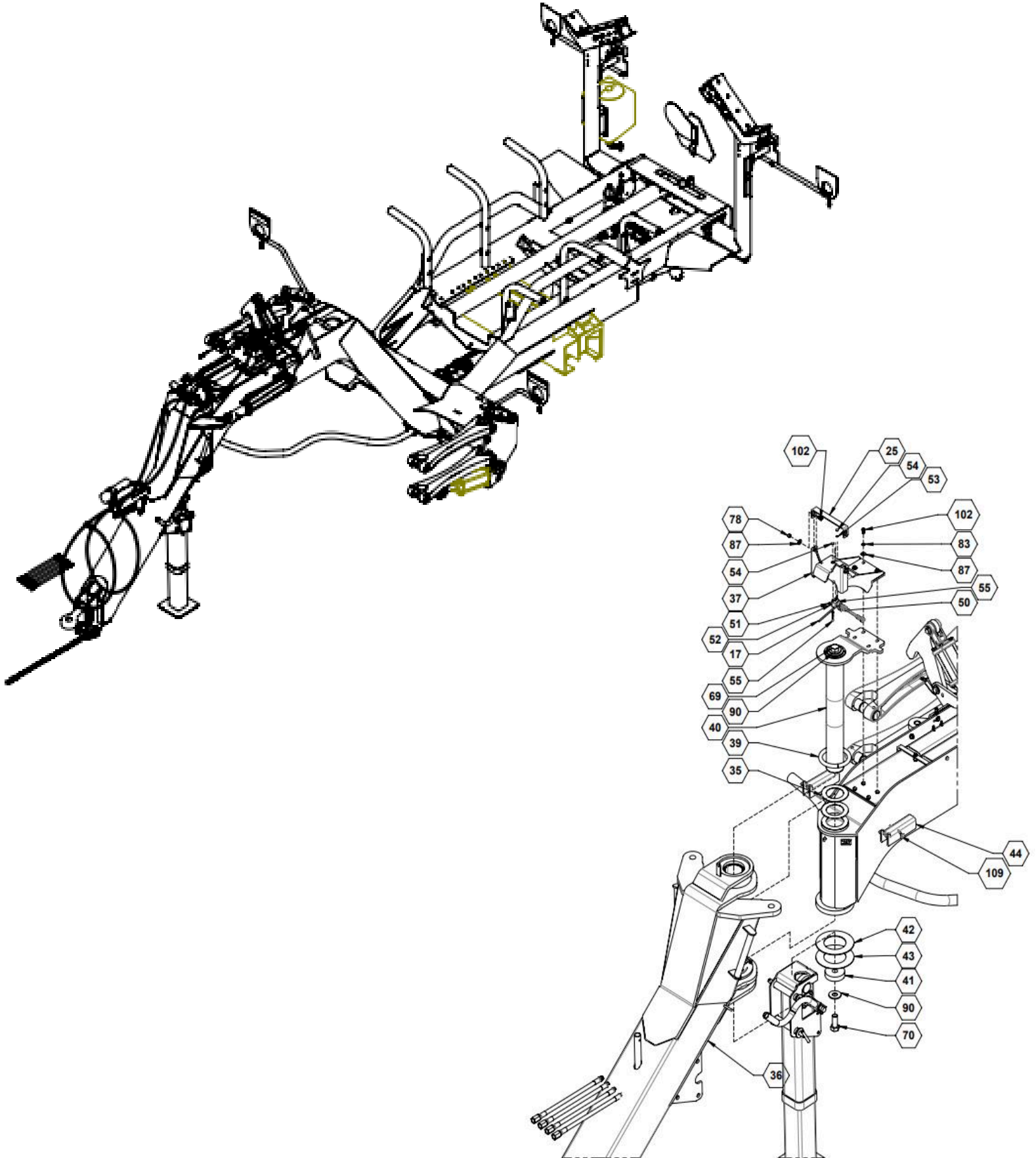
38	34632	1	WELDMENT, HOSE SUPPORT
39	34633	2	PIN, CYLINDER WELDED
40	34636	1	O-RING, STEERABLE GNECK SEAL
41	34640	1	WELDMENT, KINGPIN
42	34642	1	PLATE, CLAMP PUCK
43	34643	1	POLY, THRUST WASHER
44	530143	1	REDUCER, 1-1/4" MPT X 3/4" FPT
45	530281	4	SPRING BUSHING 1" I.D.
46	540052	5	P-CLAMP, 3" W/ 3/8" HOLE
47	540053	4	P-CLAMP, 4" W/ 3/8" HOLE
48	590023	2	TAB, HOLD DOWN
49	590272	4	WASHER SAE #10 SS18-8
50	590274	2	NUT TYLON 10-24 SS18-8
51	590275	1	SCREW PHIL 3-48 X .625 SS18-8
52	590276	1	NUT NYLON 3-48 SS18-8
53	590277	1	WASHER #3 SS18-8
54	590336	2	BOLT, HH, 10-24 X 1.5" ZP
55	596101M	2	BOLT, HH 1/4-20 X 3/4 GR5 MAGNI
56	596104M	1	BOLT, HH 1/4-20 X 1-3/4 GR5 MAGNI
57	596114M	2	BOLT, HH 5/16-18 X 3/4 GR5 MAGNI
58	596119M	2	BOLT, HH 5/16-18 X 3 GR5 MAGNI
59	596128M	13	BOLT, HH 3/8-16 X 1 GR5 MAGNI
60	596153M	2	BOLT, HH 1/2-13 X 1-1/2 GR5 MAGNI
61	596157M	8	BOLT, HH 1/2 X 3-1/2 GR5 MAGNI
62	596163M	2	BOLT, HH 1/2 X 6-1/2 GR5 MAGNI
63	596170M	2	BOLT, HH 5/8-11 X 2 GR5 MAGNI
64	596175M	8	BOLT, HH 5/8-11 X 3-1/2 GR8 MAGNI
65	596179M	6	BUSHING, MACHINED 1" X 14GA MAGNI
66	596192M	4	BOLT, HH 3/4-10 X 6 GR5 MAGNI
67	596198M	1	BOLT, HH 1-8 X 2 GR5 MAGNI
68	596199M	1	BOLT, HH 1-8 X 2-1/2 GR5 MAGNI
69	596201M	1	BOLT, HEX 1-8 X 3-1/2 GR5 MAGNI
70	596208M	2	BOLT, HH 1-8 X 6-3/4 GR5 MAGNI
71	596213M	13	NUT, NEX 3/8-16 MAGNI
72	596231M	2	NUT, HEX NYLOCK 1/2-13 MAGNI
73	596234M	3	NUT, HEX NYLOCK 1-8 MAGNI
74	596236M	2	NUT, CENTERLOCK, 5/16-18 MAGNI
75	596237M	26	NUT, CENTERLOCK 3/8-16 MAGNI
76	596239M	10	NUT, CENTERLOCK, 1/2-13 MAGNI
77	596240M	12	NUT, CENTERLOCK 5/8-11 MAGNI



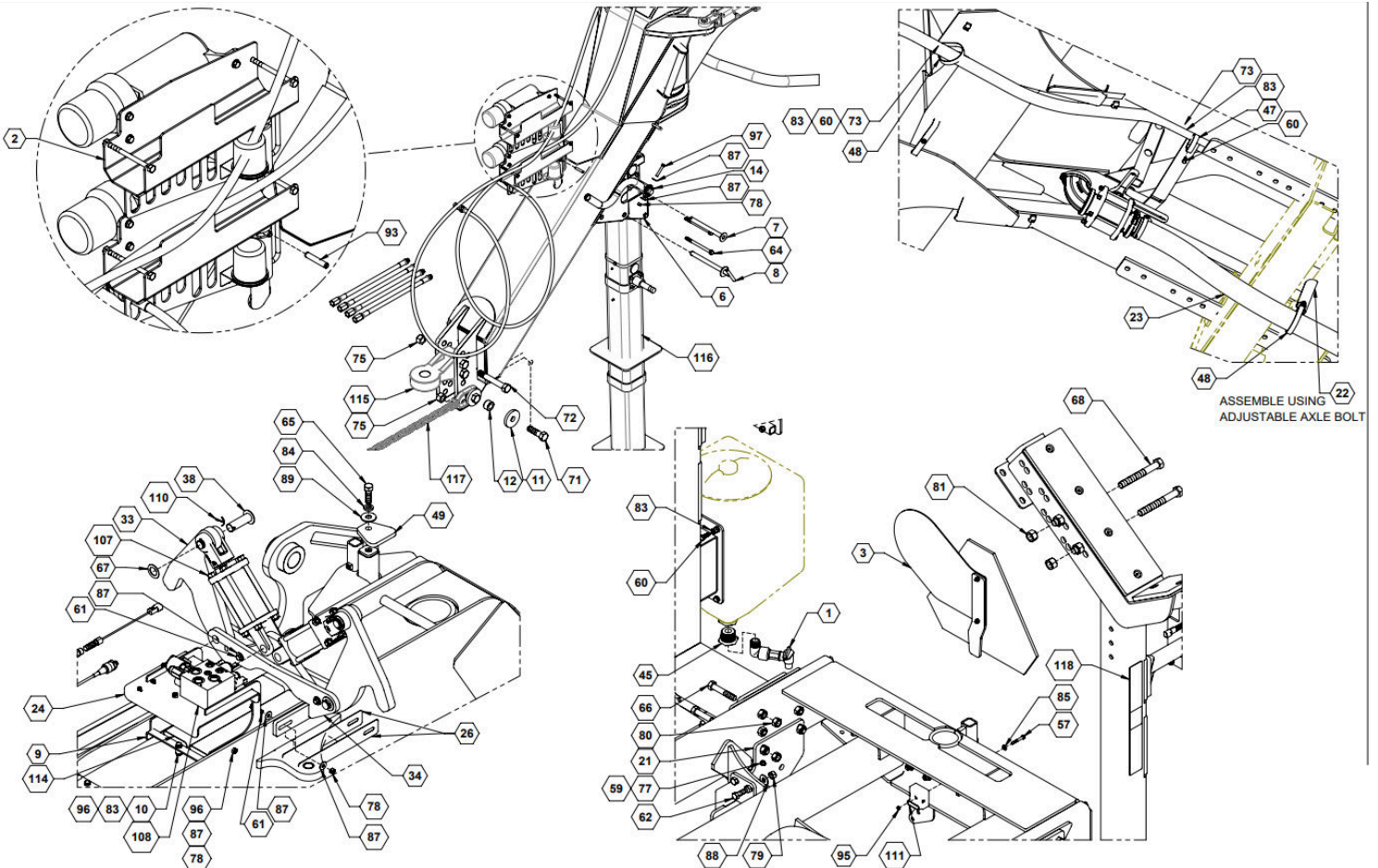
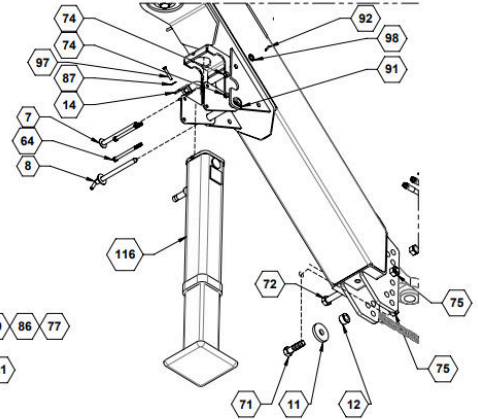
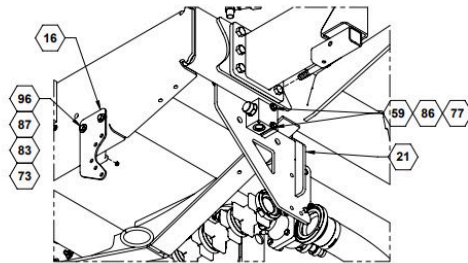
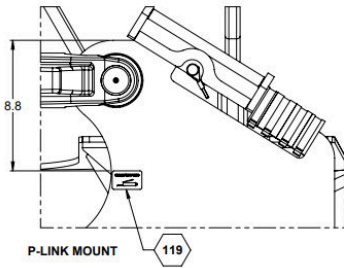
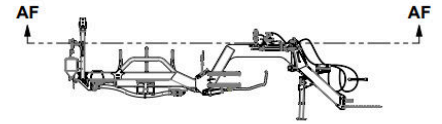
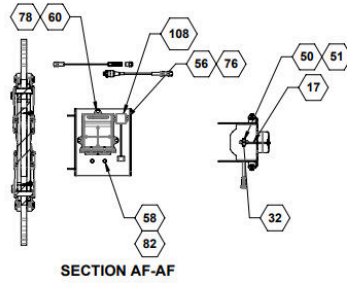
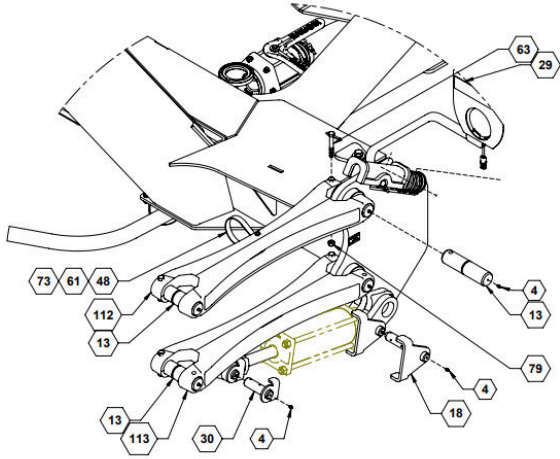
ILLUSTRATED PARTS LIST

78	596241M	4	NUT, CENTERLOCK 3/4-10 MAGNI
79	596249M	2	LOCKWASHER 5/16 MAGNI
80	596250M	24	LOCKWASHER, 3/8 MAGNI
81	596253M	2	LOCKWASHER 5/8 MAGNI
82	596256M	1	WASHER, FLAT 1/4 USS MAGNI
83	596257M	2	WASHER, FLAT 5/16 USS MAGNI
84	596258M	38	WASHER, FLAT 3/8 MAGNI
85	596260M	2	WASHER, FLAT 1/2 MAGNI
86	596261M	2	WASHER, FLAT 5/8 MAGNI
87	596276M	2	WASHER, FLAT 1" MAGNI
88	596296M	1	LYNCH PIN, 1/4 X 1-3/4 MAGNI
89	596299M	1	ROLL PIN, 1/4 X 1-1/2"
90	596300M	1	SPRING PIN, 3/8 X 2 MAGNI
91	596592M	3	BOLT, CARRIAGE 3/8-16 X 1 MAGNI
92	596622M	1	NUT, TOPLOCK, 1/4-20 MAGNI
93	596635M	19	BOLT, HH 3/8-16 X 1-1/4 MAGNI
94	596636M	1	BOLT, HH 3/8-16 X 2-1/4 GR5 MAGNI
95	596738M	1	MACHINED BUSHING 3/4" 10GA
96	596744M	4	BUSHING, MACHINE, 1-1/4 X 14 GA MAGNI
97	596746M	4	SPRING PIN 5X50mm MAGNI
98	596747M	4	SNAP RING, 2" MAGNI
99	596800M	4	BOLT, HH 5/8-11 X 4 GR8 MAGNI
100	596818M	6	BOLT, HH 3/8-16 X 3/4 GR5 MAGNI
101	600107	1	STRBL GSNCK HYD KIT
102	620026	2	CYLINDER 3X4 CUSTOM WING LATCH
102	34324	2	ASSY, SINGLE LUG TIE ROD CYLINDER
103	620057	2	CYLINDER 30THX16.00-150
104	620072	1	PIN, CYLINDER, 1" X 3-3/8", KIT PKG OF 2
105	632092	1	KIT, STEER, APPLICATOR, GEN 1 ISO
106	730033	2	COTTER PIN, N669, 4-BOLT
107	740031	1	LIGHT MODULE, SAFETY FLASHER
108	750051M	2	UPPER LIFTARM CASTING
109	750052M	2	LOWER LIFTARM CASTING
110	790018	2	HOSE SLEEVE
111	790040	1	HITCH CAT 4 BLACK ARTICULATING
112	790045	1	JACK, JOST, 25,000 LB LIFTING
113	790050	1	SAFETY CHAIN, 30,000 LB
114	800110	2	DECAL, AMBER, REFLECTOR
115	800287	5	DECAL, GREASE PIVOT POINTS

Standard Duty, Steerable Tie Rod Latch Cyl. Gooseneck Assembly



ILLUSTRATED PARTS LIST





ILLUSTRATED PARTS LIST

Parts List: Standard Duty, Steerable Tie Rod Latch Cyl. Gooseneck Assembly

ITEM	PART NO.	QTY.	DESCRIPTION
1	90SAFCHWF	1	FC HAND WASH FAUCET ASSEMBLY
2	90SAHMH	1	HOSE/MANUAL HOULDER
3	90SASMVWOSIS	1	SMV ASSEMBLY W/O SIS DECAL
4	759	13	ZERK, 1/4-28 STRAIGHT PIPE THREAD
5	761	1	ZERK, 90°, 1/4-28 STRAIGHT PIPE THREAD
6	15430	1	JACK HOLDER WELDMENT
7	15437	1	PIN, JACK LINKAGE
8	15440	1	PIN, JACK LOCK
9	15558	3	BRACKET, HOSE
10	15566	3	SPACER, HOSE BRACKET
11	15829	1	WASHER PLATE, SAFETY CHAIN
12	15835	1	BUSHING, SAFETY CHAIN SPACER
13	15848	8	PIN, CAST LIFTARM
14	17846	1	JACK CRANK WELDMENT
15	21995	2	SUBASSY, WING REST CRADLE
16	22253	1	PLATE, QUICK FILL VALVE MOUNT
17	22906	1	ROD, ROTARY SENSOR LEVER
18	23385	2	PIN, WELDMENT, MAIN LIFT
19	26954	4	TUBE, SUPPORT, FENDER
20	26955	2	TUBE, SUPPORT FENDER MID
21	26960	1	WELDMENT, PUMP MOUNT
22	26975	1	WELDMENT, HOSE MOUNT
23	26982	1	ASSY, STD PRODUCT PLUMBING
24	27093	1	WELDMENT, VALVE MOUNT
25	27169	1	PLATE, HOSE HOLDER
26	27213	4	PLATE, TRANSPORT LATCH SHIM
27	27877	1	WELDMENT, WING REST
28	27878	1	WELDMENT, WING REST RH
29	27880	1	ASSY, LIGHTING AND MARKING
30	28915	2	PIN WELDMENT, ROD END MAIN LIFT
31	28975	1	WELDMENT, STEERABLE TRAILER
32	21495	1	ASSY, 180 DEG SENSOR & ADAPTER HARNESS
33	34543	2	PLATE, TRANSPORT LATCH ARM
34	34545	1	WELDMENT, TRANSPORT LATCH
35	34619	3	SHIM, KINGPIN
36	34625	1	WELDMENT, STEERABLE NECK
37	34632	1	WELDMENT, HOSE SUPPORT
38	34633	2	PIN, CYLINDER WELDED
39	34636	1	O-RING, STEERABLE GNECK SEAL



ILLUSTRATED PARTS LIST

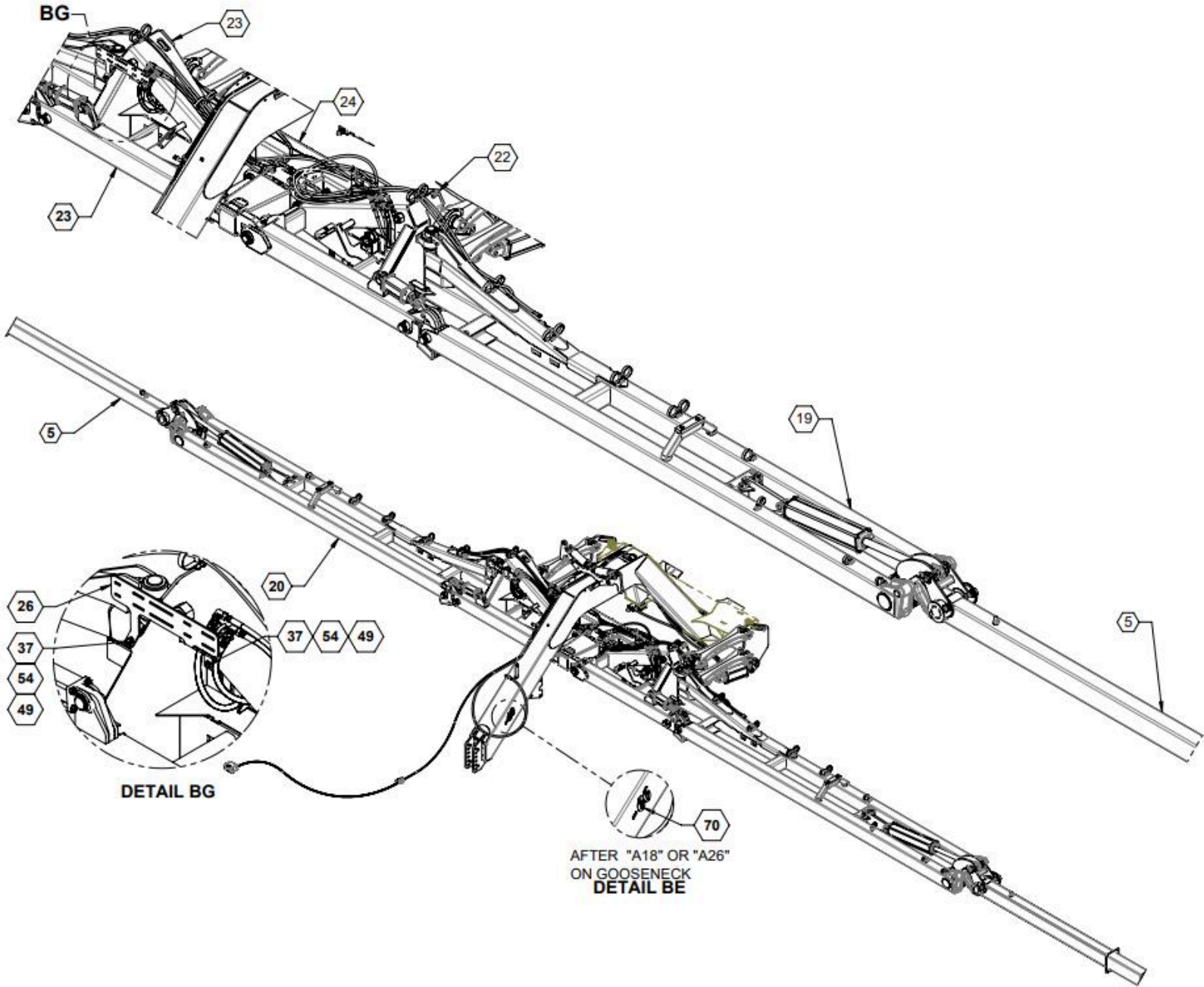
40	34640	1	WELDMENT, KINGPIN
41	34642	1	PLATE, CLAMP PUCK
42	34651	1	WASHER, SS THRUST
43	34562	1	WASHER, SS THRUST
44	34683	2	PLATE, CYLINDER STOP
45	530143	1	REDUCER, 1-1/4" MPT X 3/4" FPT
46	530281	4	SPRING BUSHING 1" I.D.
47	540052	5	P-CLAMP, 3" W/3/8" HOLE
48	540053	4	P-CLAMP, 4" W/3/8" HOLE
49	590023	2	TAB, HOLD DOWN
50	590275	1	SCREW PHIL 3-48 X .625 SS 18-8
51	590276	1	NUT, NYLON 3-48 SS18-8
52	590277	1	WASHER #3 SS18-8
53	590272	4	WASHER #10 SS
54	590274	2	NUT NYLOCK, 10-24 SS
55	590272	2	SCREW, #10-24 X 1.75" SS
56	596101M	2	BOLT, HH 1/4-20 X 3/4 GR5 MAGNI
57	596104M	1	BOLT, HH 1/4-20 X 1-3/4 GR5 MAGNI
58	596114M	2	BOLT, HH 5/16-18 X 3/4 GR MAGNI
59	596119M	2	BOLT, HH 5/16-18 X 3 GR5 MAGNI
60	596128M	13	BOLT, HH 3/8-16 X 1 GR5 MAGNI
61	596129M	10	BOLT, HH 3/8-16 X 1-1/2 GR5 MAGNI
62	596153M	2	BOLT, HH 1/2-13 X 1-1/2 GR5 MAGNI
63	596157M	8	BOLT, HH 1/2 X 3-1/2 GR5 MAGNI
64	596163M	2	BOLT, HH 1/2 X 6-1/2 GR5 MAGNI
65	596170M	2	BOLT, HH 5/8-11 X 2 GR5 MAGNI
66	596175M	8	BOLT, HH 5/8-11 X 3-1/2 GR8 MAGNI
67	596179M	6	BUSHING, MACHINED 1" X 14GA MAGNI
68	596192M	4	BOLT, HH 3/4-10 X 6 GR5 MAGNI
69	596198M	1	BOLT, HH 1-8 X 2 GR5 MAGNI
70	596199M	1	BOLT, HH 1-8 X 2-1/2 GR5 MAGNI
71	596201M	1	BOLT, HEX 1-8 X 3-1/2 GR5 MAGNI
72	596208M	2	BOLT, HH, 1-8 X 6-3/4 GR5 MAGNI
73	506213M	13	NUT, HEX 3/8-16 MAGNI
74	596231M	2	NUT, HEX NYLOCK 1/2-13 MAGNI
75	596234M	3	NUT, HEX NYLOCK 1-8 MAGNI
76	596235M	2	NUT, CENTERLOCK, 1/4-20 MAGNI
77	596236M	2	NUT, CENTERLOCK, 5/16-18 MAGNI
78	596237M	26	NUT, CENTERLOCK, 3/8-16 MAGNI
79	596239M	10	NUT, CENTERLOCKM 1/2-13 MAGNI
80	596240M	12	NUT, CENTERLOCK, 3/4-10
81	596241M	4	NUT, CENTERLOCK 3/4-10 MAGNI
82	596249M	2	LOCKWASHER, 5/16 MAGNI



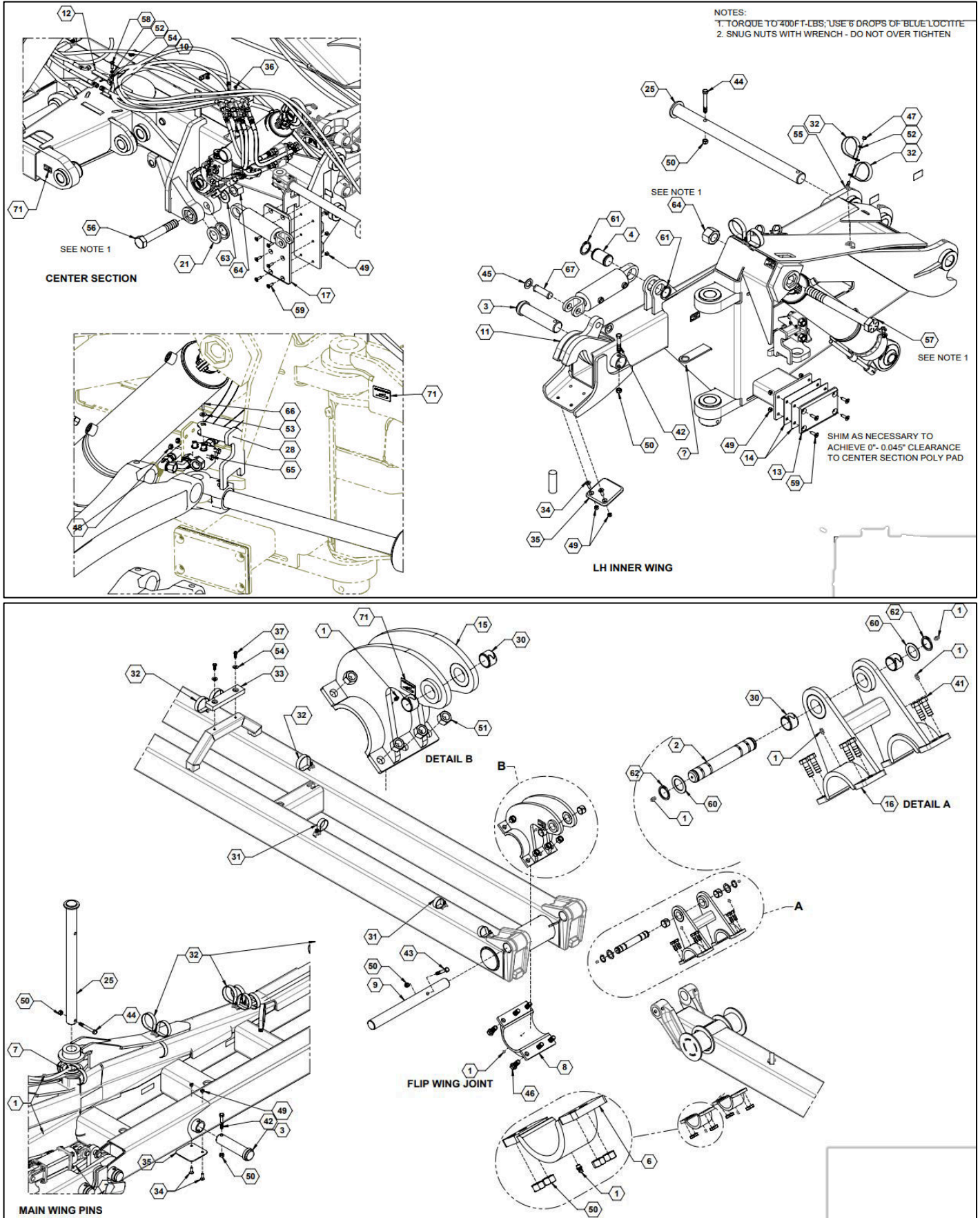
ILLUSTRATED PARTS LIST

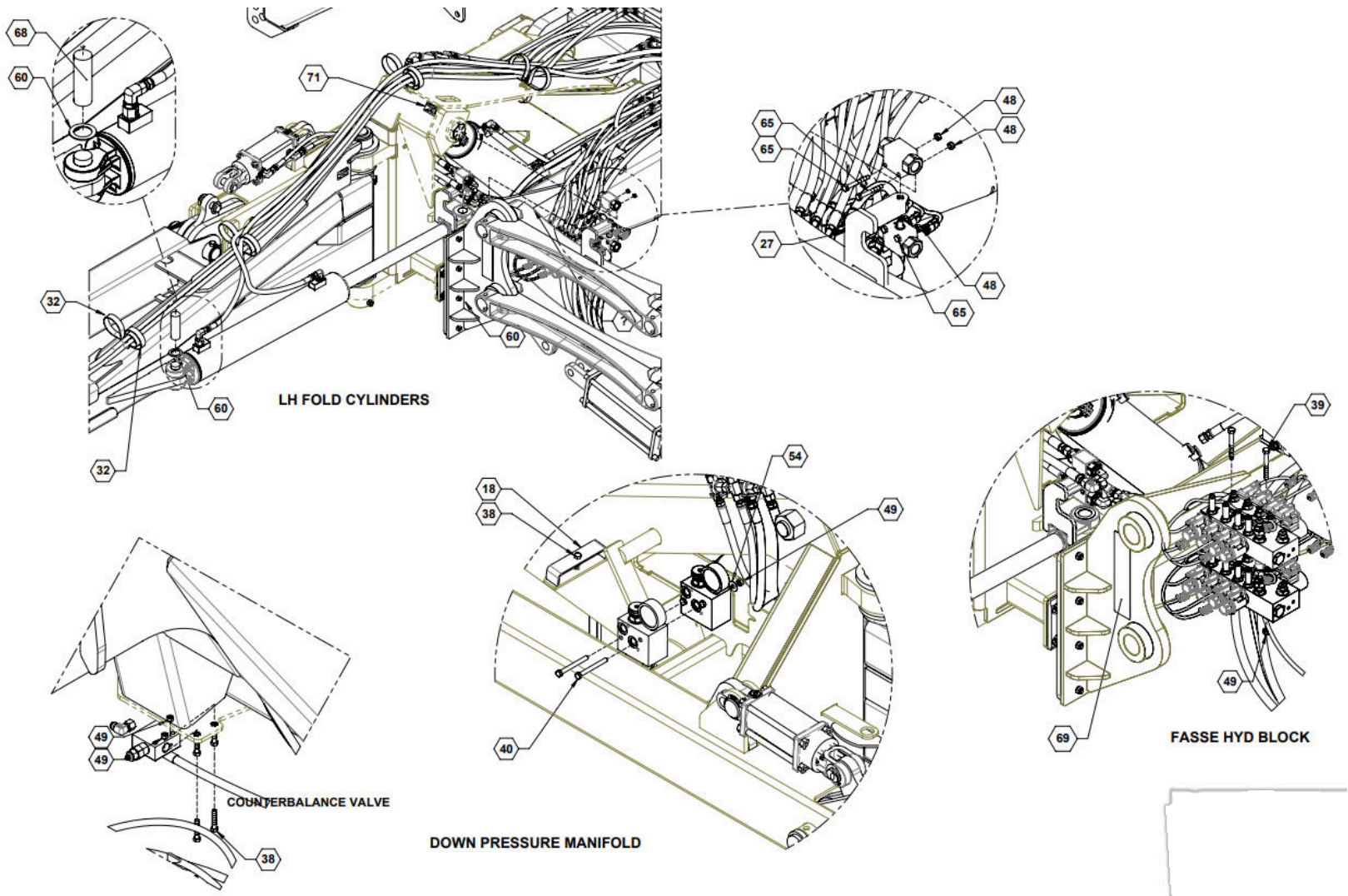
83	596250M	24	LOCKWASHER, 3/8 MAGNI
84	596253M	2	LOCKWASHER 5/8 MAGNI
85	596256M	1	WASHER, FLAT 1/4 USS MAGNI
86	596257M	2	WASHER, FLAT 5/16 USS MAGNI
87	596258M	38	WASHER, FLAT 3.8 MAGNI
88	596260M	2	WASHER, FLAT 1/2 MAGNI
89	596261M	2	WASHER, FLAT 5/8 MAGNI
90	596276M	2	WASHER, FLAT 1" MAGNI
91	596296M	1	LYNCH PIN, 1/4 X 1-3/4 MAGNI
92	596299M	1	ROLL PIN, 1/4 X 1-1/2"
93	596300M	1	SPRING PIN, 3/8 X 2 MAGNI
94	596592M	3	BOLT, CARRIAGE 3/8-16 X 1 MAGNI
95	596622M	1	NUT, TOPLOCK 1/4-20 MAGNI
96	596635M	19	BOLT, HH 3/8-16 X 1-1/4 MAGNI
97	596636M	1	BOLT, HH 3/8-16 X 2-1/4 GR5 MAGNI
98	596738M	1	MACHINED BUSHING 3/4" 10GA
99	596744M	4	BUSHING, MACHINE, 1-1/4 X 14 GA MAGNI
100	596746M	4	SPRING PIN 5 X 50mm MAGNI
101	596800M	4	BOLT, HH 5/8-11 X 4 GR8 MAGNI
102	596818M	6	BOLT, HH 3/8-16 X 3/4 GR5 MAGNI
103	600107	1	STRBL GSNECK HYD KIT
104	600123	1	KIT, A SERIES HYDRAULIC EXTENSION
105	620057	2	CYLINDER, 30THC16.00-150
106	620072	1	PIN, CYLINDER, 1" X 3-3/8", KIT PKG OF 2
107	620105	1	CYLINDER, 3"X4" X 1.25 ROD TIE ROD
108	632092	1	KIT, STEER, APPLICATOR, GEN 1 ISO
109	720001	2	SNAP PIN, 5/16
110	730033	2	COTTER P
111	740031	1	LIGHT MODULE, SAFETY FLASHER
112	750051M	2	UPPER LIFTARM CASTING
113	750052M	2	LOWER LIFTARM CASTING
114	790018	2	HOSE SLEEVE
115	790040	1	HITCH CAT 4 BLACK ARTICULATING
116	790045	1	JACK, JOST, 25,000 LB LIFTING
117	790050	1	SAFETY CHAIN, 30,000 LB
118	800110	2	DECAL, AMBER, REFLECTOR
119	800287	5	DECAL, GREASE PIVOT POINTS

Standard Duty, 66' Welded Latch Cyl. Assembly



ILLUSTRATED PARTS LIST







ILLUSTRATED PARTS LIST

Parts List 34617: Standard Duty, 66' Welded Latch Cyl. Assembly

ITEM	PART NO.	QTY.	DESCRIPTION
1	759	1	ZERK, 1/4-28 STRAIGHT PIPE THREAD
2	15137	2	PIN, FLIP WING LINKAGE
3	15155	4	WELDMENT, LATCH PIN
4	15179	2	PIN, LATCH CYL BASE
5	15226	2	60' FLIP WING
6	15232	4	LINKAGE BASE WELDMENT
7	15277	12	WASHER, STAINLESS STEEL
8	15537	2	LINKAGE BASE WELDMENT
9	15539	2	PIN, FLIP WING
10	15566	1	SPACER, HOSE BRACKET
11	15630	2	LATCH WELDMENT
12	15844	1	PLATE, HOSE HOLDER
13	21090	2	PAD, UHMW, WING BUMP
14	21091		PLATE, BUMP PAD SHIM
15	21092	2	WELDMENT, FLIP LINKAGE MAIN
16	21094	2	WELDMENT, OUTER FLIP LINKAGE
17	21922	2	UHMW, CNTR LWR BUMP PAD
18	26813	2	PLATE, HOSE HOLD DOWN
19	27070	1	WELDMENT, LH MAIN WING
20	27071	1	WELDMENT, RH MAIN WING
21	27918	4	UHMW, CYLINDER SPACE RING
22	28650	1	WELDMENT, LH INNER WING
23	28660	1	WELDMENT, RH INNER WING
24	28680	1	WELDMENT, CENTER TOOLBAR
25	28692	4	WELDMENT, WING PIVOT PIN
26	28695	1	BRACKET, VALE MOUNT
27	28820	1	WELDMENT, LH VALVE HANDLE
28	28823	1	WELDMENT, RH HANDLE
29	28900	1	ASSY, STANDARD HYDRAULICS
30	530291	8	BUSHING, 1-1/4" I.D. X 1" LG
31	540051	10	P-CLAMP, 2" W/3/8" HOLE



ILLUSTRATED PARTS LIST

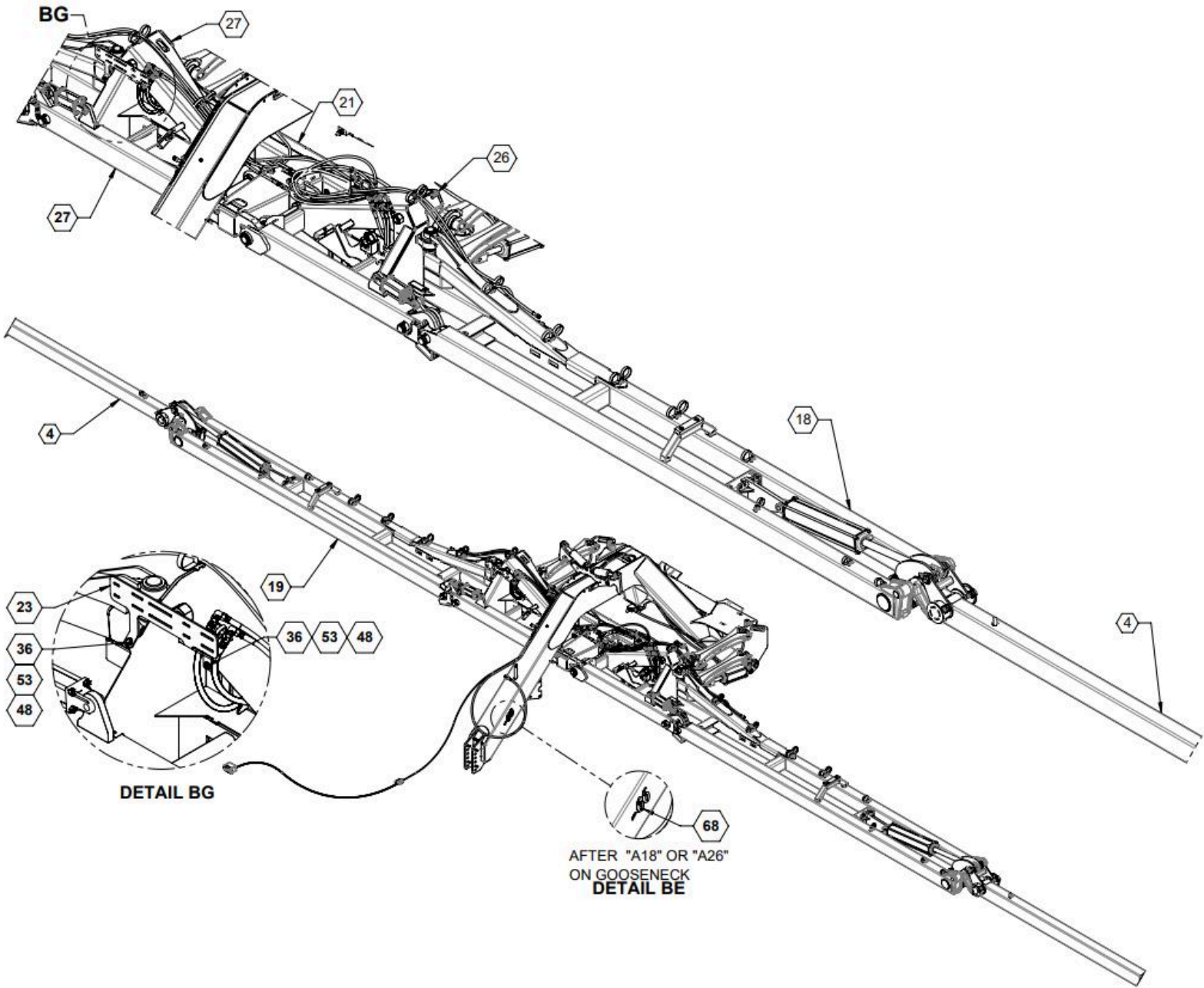
32	540052	28	P-CLAMP, 3" W/3/8" HOLE
33	590065	2	BUMPER PAD, WING REST
34	590133	8	BOLT, FHSCS 3/8 X 1-1/4 SS
35	590265	4	PLATE, WEAR
36	596110M	2	BOLT, HH 1/4-20 X 3 MAGNI
37	596128M	6	BOLT, HH 3/8-16 X 1 GR5 MAGNI
38	596130M	4	BOLT, HH 3/8-16 X 2 GR5 MAGNI
39	596132M	2	BOLT, HH 3/8-16 X 2 GR5 MAGNI
40	596133M	2	BOLT, HH 3/8 X 3-1/2 GR5 MAGNI
41	596153M	16	BOLT, HH 1/2-13 X 1-1/2 GR5 MAGNI
42	596156M	4	BOLT, HH 1/2 X 3 GR5 MAGNI
43	596157M	2	BOLT, HH 1/2 X 3-1/2 GR5 MAGNI
44	596158M	4	BOLT, HH 1/2 X 4 GR5 MAGNI
45	596179M	4	BUSHING, MACHINED 1" X 14GA MAGNI
46	596184M	12	BOLT, HH 3/4 X 2 GR5 MAGNI
47	596213M	26	NUT, HEX 3/8-16 MAGNI
48	596235M	6	NUT, CENTERLOCK, 1/4-20 MAGNI
49	596237M	40	NUT, CENTERLOCK 3/8-16 MAGNI
50	596239M	26	NUT, CENTERLOCK, 1/2-13 MAGNI
51	596241M	12	NUT, CENTERLOCK 3/4-10 MAGNI
52	596250M	27	LOCKWASHER, 3/8 MAGNI
53	596256M	1	WASHER, FLAT 1/4 USS MAGNI
54	596258M	9	WASHER, FLAT 3/8 MAGNI
55	596295M	26	BOLT, CARRIAGE 3/8-16 X 1 MAGNI
56	596293M	2	BOLT, HH G8 1-1/2-6 X 9 MAGNI
57	596594M	2	BOLT, HH G8 1-1/2-6 X 14 MAGNI
58	596635M	1	BOLT, HH 3/8-16 X 1-1/4 MAGNI
59	596726M	24	BOLT, FHSCS 3/8-16 X 1-1/4 MAGNI
60	596744M	8	BUSHING, MACHINE, 1-1/4 X 14 GA MAGNI
61	596747M	4	SNAP RING, 2" MAGNI
62	596748M	4	SNAP RING, 1.25 MAGNI, HVY DUTY
63	596811M	2	WASHER, FLAT 1-1/2 MAGNI
64	596813M	4	NUT, NEX, 1-1/2-6 X GR8 MAGNI
65	596843M	6	BOLT, HH 1/4-20 X 2 GR5 MAGNI



ILLUSTRATED PARTS LIST

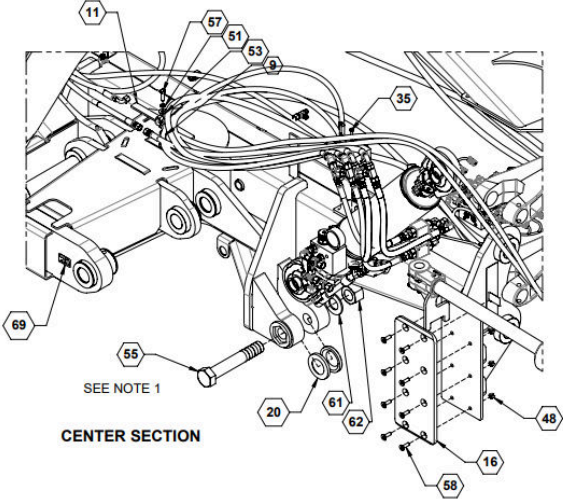
66	596847M	1	BOLT, HEX M5 X 20MM GR. 8.8 MAGNI
67	620072	1	PIN, CYLINDER, 1" X 3-3/8", KIT PKG OF 2
68	620075	2	PIN, CYLINDER, 1-1/4 X 3-7/8"
69	800110	2	DECAL, AMBERM REFLECTOR
70	800232	2	DECAL, -66 SILVER
71	800287	8	DECAL, GREASE PIVOT POINTS

Standard Duty, 66' Tie Rod Latch Cyl. Assembly

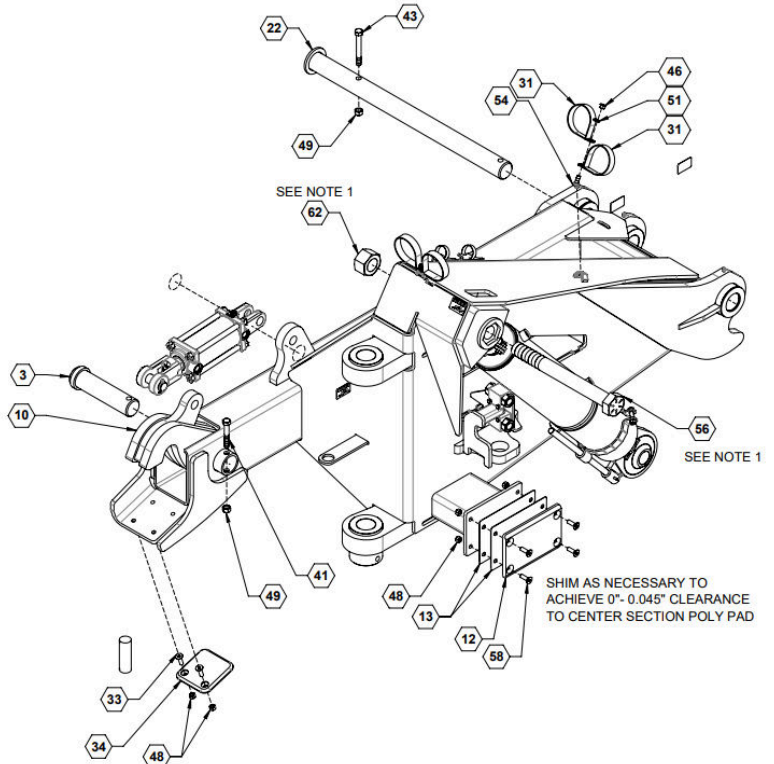
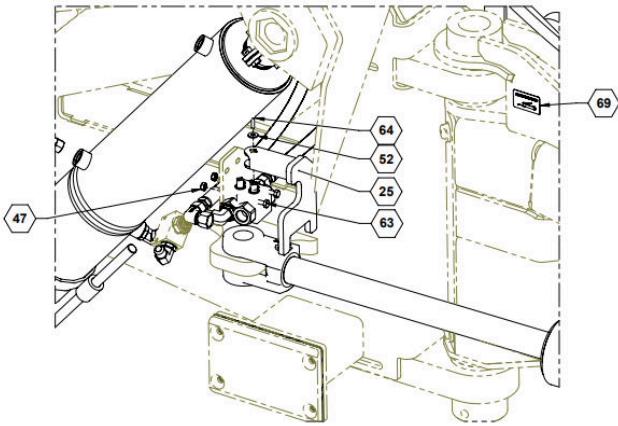


ILLUSTRATED PARTS LIST

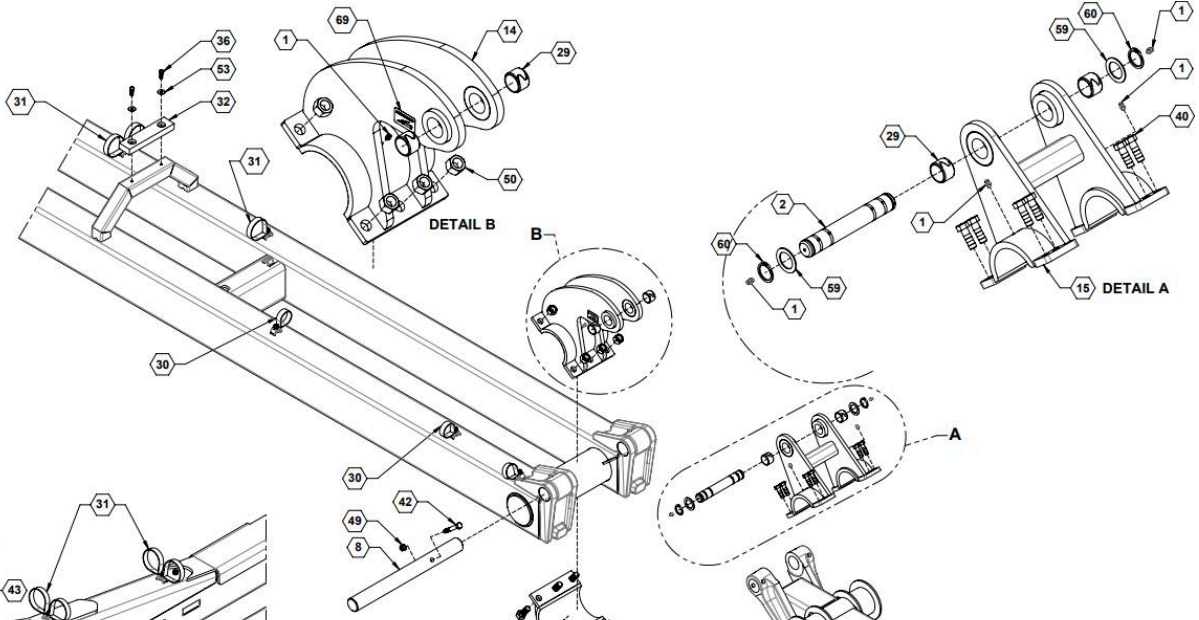
NOTES:
1. TORQUE TO 400FT-LBS; USE 6 DROPS OF BLUE LOCTITE
2. SNUG NUTS WITH WRENCH - DO NOT OVER TIGHTEN



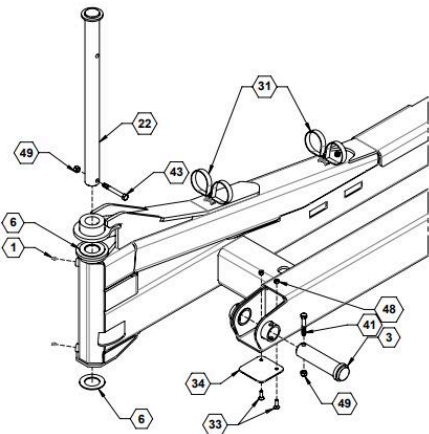
CENTER SECTION



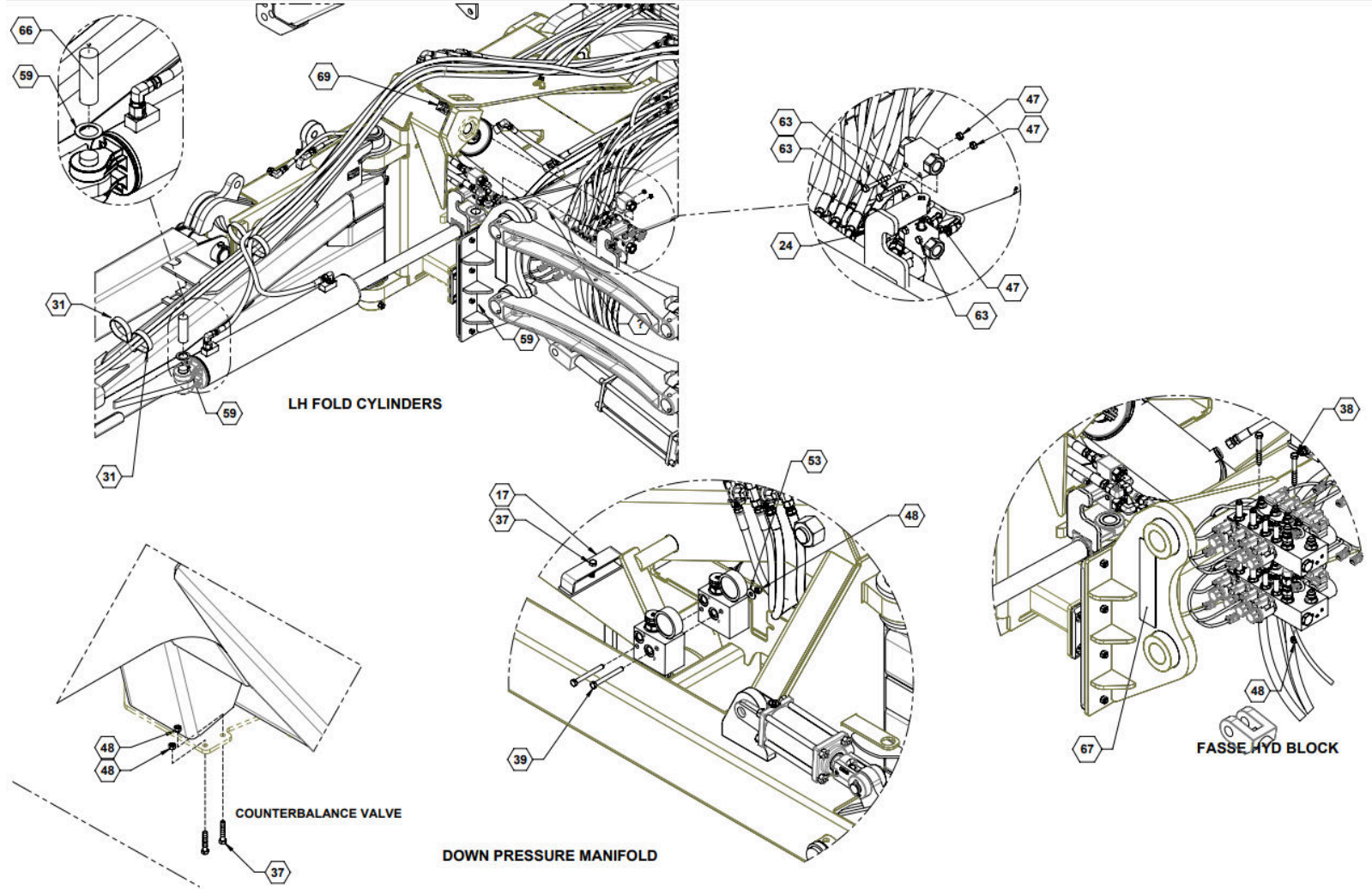
LH INNER WING



FLIP WING JOINT



MAIN WING PINS





ILLUSTRATED PARTS LIST

Parts List 34618: Standard Duty, 66' Tie Rod Latch Cyl. Assembly

ITEM	PART NO.	QTY.	DESCRIPTION
1	759	32	ZERK, 1/4-28 STRAIGHT PIPE THREAD
2	15137	2	PIN, FLIP WING LINKAGE
3	15155	4	WELDMENT, LATCH PIN
4	152262	2	60' FLIP WING
5	15232	4	LINKAGE BASE WELDMENT
6	15277	12	WASHER, STAINLESS STEEL
7	15537	2	LINKAGE BASE WELDMENT
8	15539	2	PIN, FLIP WING
9	15566	1	SPACER, HOSE BRACKET
10	15630	2	LATCH WELDMENT
11	15844	1	PLATE, HOSE HOLDER
12	21090	2	PAD, UHMW, WING DUMP
13	21091	4	PLATE, BUMP PAD SHIM
14	21092	2	WELDMENT, FLIP LINKAGE MAIN
15	21094	2	WELDMENT, OUTER FLIP LINKAGE
16	21922	2	UHMW, CNTR LWR BUMP PAD
17	26813	2	PLATE, HOSE HOLD DOWN
18	27070	1	WELDMENT, LH MAIN WING
19	27071	1	WELDMENT, RH MAIN WING
20	27918	4	UHMW, CYLINDER SPACER RING
21	26860	1	WELDMENT, CENTER TOOLBAR
22	26892	4	WELDMENT, WING PIVOT PIN
23	28695	1	BRACKET, VALVE MOUNT
24	28820	1	WELDMENT, LH VALVE HANDLE
25	28823	1	WELDMENT, RH HANDLE
26	34554	1	WELDMENT, LH INNER WING
27	34555	1	WELDMENT, RH INNER WING
28	34603	1	ASSY, A SERIES HYDRAULICS
29	530291	8	BUSHING, 1-1/4" I.D. X 1" LG
30	540051	10	P-CLAMP, 2" W/3/8" HOLE
31	540052	28	P-CLAMP, 3" W/3/8" HOLE
32	590065	2	BUMPER PAD, WING REST
33	590133	8	BOLT, FHSCS 3/8 X 1-1/4 SS
34	590265	4	PLATE, WEAR

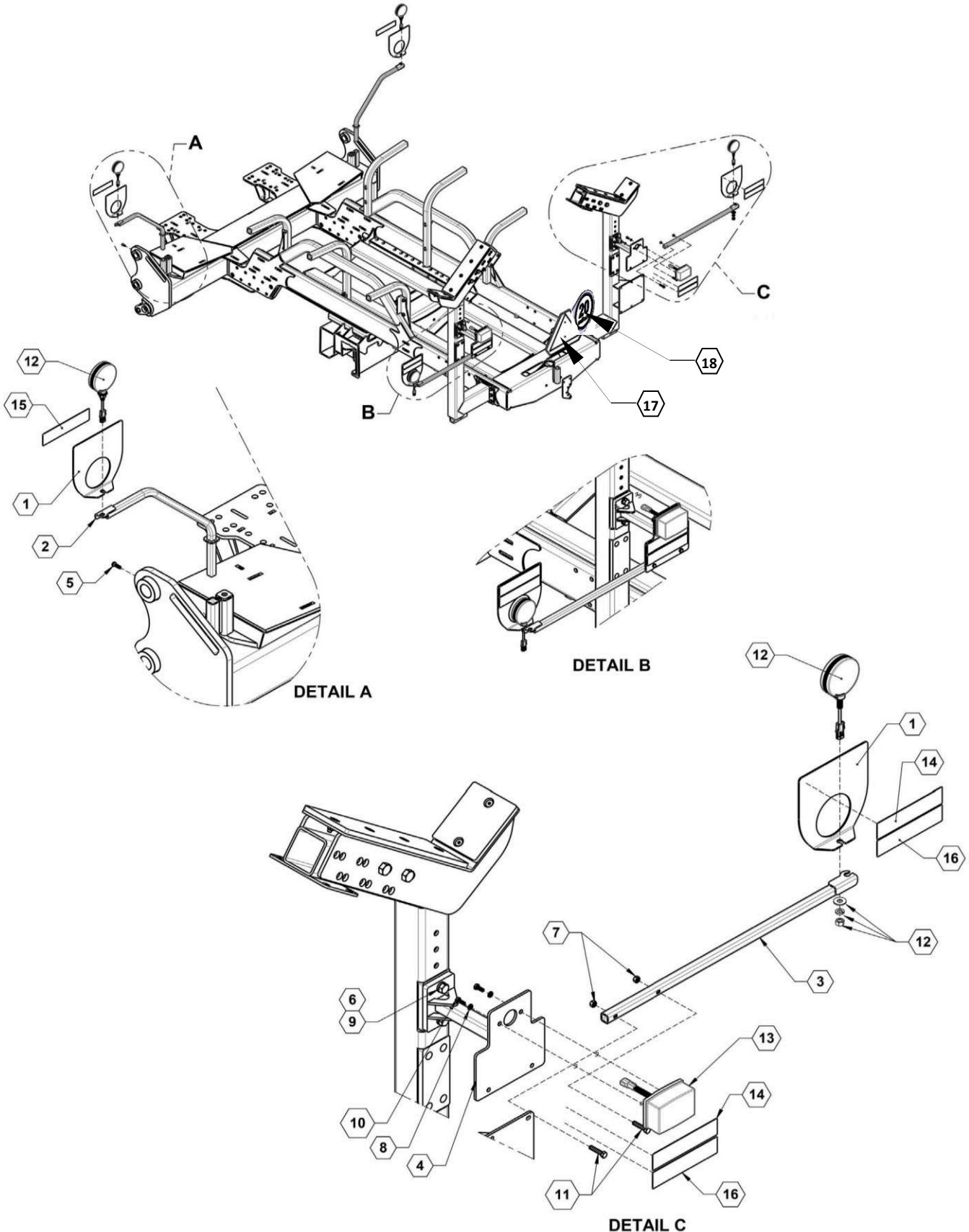


ILLUSTRATED PARTS LIST

35	596110M	2	BOLT, HH 1/4-20 X 3 MAGNI
36	596128M	6	BOLT, HH 3/8-16 X 1 GR5 MAGNI
37	596130M	4	BOLT, HH 3/8-16 X 2 GR5 MAGNI
38	596132M	4	BOLT, HH 3/8-16 X 3 GR5 MAGNI
39	596133M	2	BOLT, HH 3/8-16 X 3-1/2 GR5 MAGNI
40	596153M	16	BOLT, HH 1/2-13 X 1-1/2 GR5 MAGNI
41	596156M	4	BOLT, HH 1.2 X 3 GR5 MAGNI
42	596157M	2	BOLT, HH 1.2 X 3-1/2 GR5 MAGNI
43	596158M	4	BOLT, HH 1/2 X 4 GR5 MAGNI
44	596179M	4	BUSHING, MACHINED 1" X 14GA MAGNI
45	596184M	12	BOLT, HH 3/4 X 2 GR5 MAGNI
46	596213M	26	NUT, HEX 3/8-16 MAGNI
47	596235M	6	NUT, CENTERLOCK, 1/4-20 MAGNI
48	596237M	40	NUT, CENTERLOCK 3/8-16 MAGNI
49	596239M	26	NUT, CENTERLOCK, 1/2-13 MAGNI
50	596241M	12	NUT, CENTERLOCK 3/4-10 MAGNI
51	596250M	27	LOCKWASHER, 3/8 MAGNI
52	596256M	1	WASHER, FLAT 1/4 USS MAGNI
53	596258M	9	WASHER, FLAT 3/8 MAGNI
54	596592M	26	BOLT, CARRIAGE 3/8-16 X 1 MAGNI
55	596593M	2	BOLT, HH G8 1-1/2-6 X 9 MAGNI
56	596594M	2	BOLT, HH G8 1-1/2-6 X 14 MAGNI
57	596635M	1	BOLT, HH 3/8-16 X 1-1/4 MAGNI
58	596726M	24	BOLT, FHSCS 3/8-16 X 1-1/4 MAGNI
59	596744M	8	BUSHING, MACHINE, 1-1/4 X 14 GA MAGNI
60	596748M	4	SNAP RING, 1.25 MAGNI, HVY DUTY
61	596811M	2	WASHER, FLAT 1-1/2 MAGNI
62	596813M	4	NUT, HEX 1-1/2-6 GR8 MAGNI
63	596843M	6	BOLT, HH 1/4-20 X 2 GR5 MAGNI
64	596847M	1	BOLT, HEX M5 X 20MM GR. 8.8 MAGNI
65	620072	1	PIN, CYLINDER, 1" X 3-3/8", KIT PKG OF 2
66	620075	2	PIN, CYLINDER, 1-1/4 X 3-7/8"
67	800110	2	DECAL, AMBER, REFLECTOR
68	800232	2	DECAL, -66 SILVER
69	800287	8	DECAL, GREASE PIVOT POINTS

WARNING LIGHTS, DECALS, and SERIAL NUMBER TAG

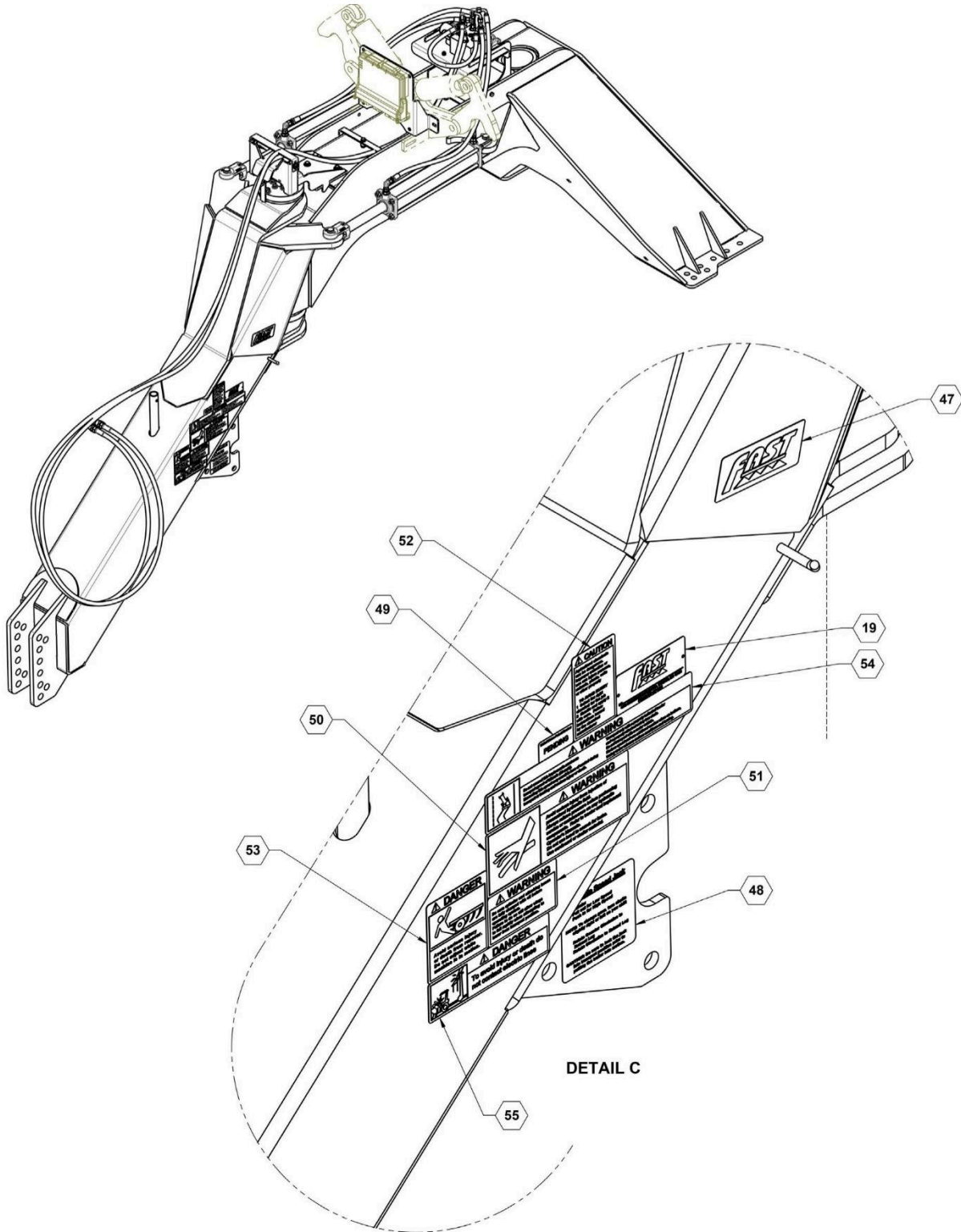
Warning Lights and Warning Decals



Parts List 26848: Warning Lights and Warning Decals

ITEM	PART NO.	QTY.	DESCRIPTION
0	740046	1	HARNESS, LIGHT, NORTH AMERICA
0	740048	1	HARNESS, LIGHT, INTERNATIONAL
1	26902	4	PLATE, LIGHT BRACKET
2	26903	2	LIGHT ARM
3	26908	2	REAR LIGHT ARM
4	27902	2	LIGHT MOUNT
5	596128M	2	BOLT, HH 3/8-16 X 1 GR5 MAGNI
6	596171M	4	BOLT, HH 5/8-11X2.5 GR5 MAGNI
7	596237M	4	NUT, CENTERLOCK 3/8-16 MAGNI
8	596249M	4	LOCKWASHER 5/16 MAGNI
9	596253M	4	LOCKWASHER 5/8 MAGNI
10	596737M	4	BOLT, HH 8-1.25 X 20MM 8.8 MAGNI
11	596801M	4	BOLT, HH 3/8-16 X 1-3/4 MAGNI
12	740024	4	AMBER WARNING LIGHT
13	740025	2	RED TAILLIGHT
14	800109	4	DECAL, RED REFLECTOR
15	800110	2	DECAL, AMBER REFLECTOR
16	800111	4	DECAL, ORANGE REFLECTOR
17	790017	1	SIGN SMV PLASTIC MOLDED
18	800306	1	DECAL, SIS 20 MPH
18	800307	1	DECAL, SIS 30 KPH

Gooseneck Decals and Serial Number Tag



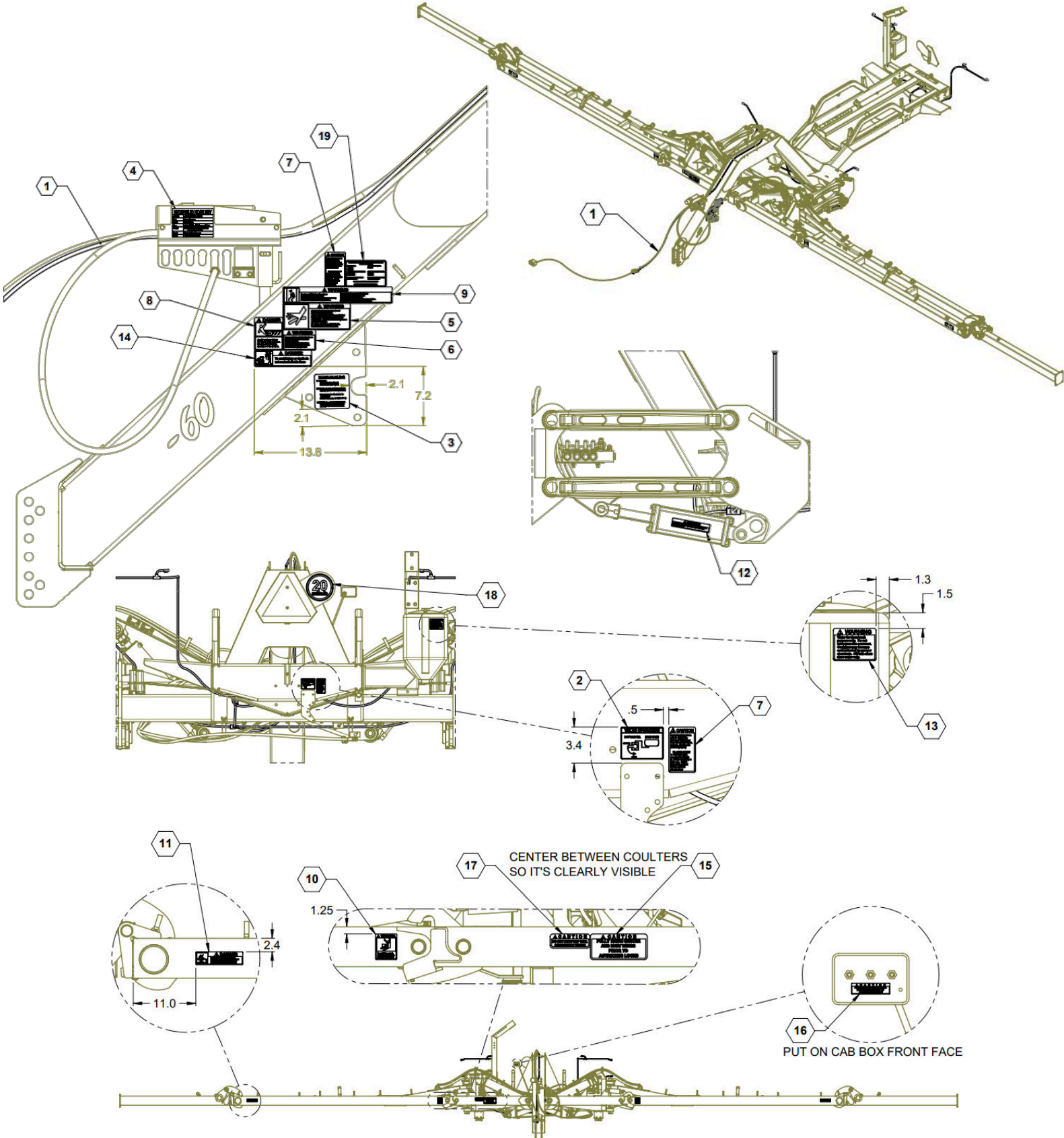


ILLUSTRATED PARTS LIST

Parts List: Gooseneck Decals and Serial Number Tag

ITEM	PART NO.	QTY.	DESCRIPTION
19	590216	1	FAST SERIAL TAG
47	800020	1	DECAL, FAST LOGO BLACK/GRAY
48	800044	1	DECAL, VARIABLE SPEED JACK
49	800338	1	DECAL, FAST PATENTS
50	800098	1	DECAL, WARNING-HYDRAULIC FLUID
51	800099	1	DECAL, WARNING-CHARGE WITH OIL
52	800101	1	DECAL, CAUTION-AG CHEMICAL
53	800103	1	DECAL, DANGER-RUNOVER
54	800104	1	DECAL, WARNING-DO NOT SPEED
55	800112	1	DECAL, DANGER-ELECTRIC LINES

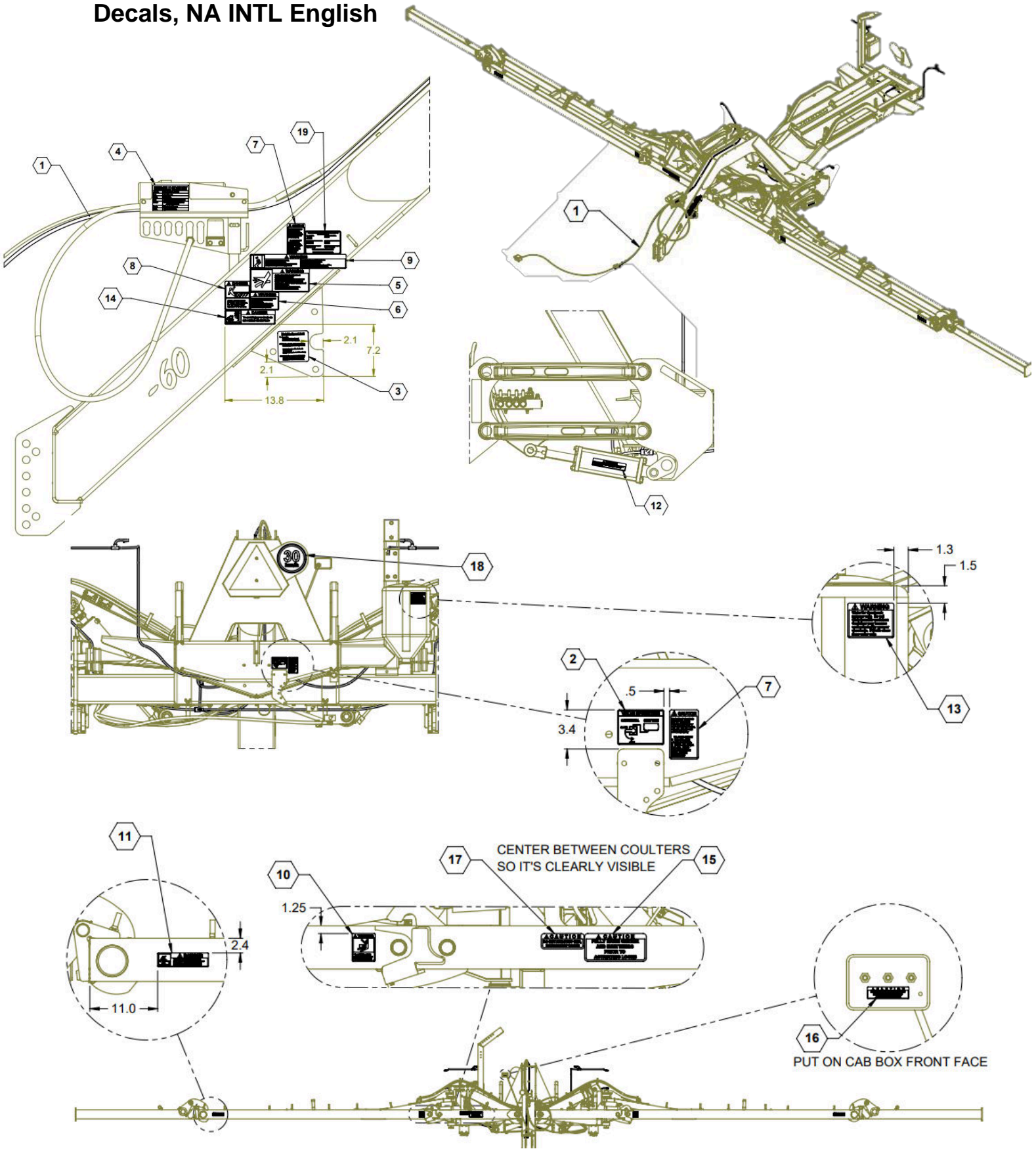
Decals, Domestic English



Parts List 28265: Decals, Domestic English

ITEM	PART NO.	QTY.	DESCRIPTION
1	740046	1	HARNES, A SERIES TAILLIGHT
2	800017	1	DECAL, MAIN TANK VALVA OPERATION
3	800044	1	DECAL, VAR. SPEED JACK
4	800087	1	DECAL, HOSE KEY
5	800098	1	DECAL, WARNING-HYDRAULIC FLUID
6	800099	1	DECAL, WARNING-CHARGE WITH OIL
7	800101	2	DECAL, CAUTION-AG CHEMICAL
8	800103	1	DECAL, DANGER-RUNOVER
9	800104	1	DECAL, WARNING-DO NOT SPEED
10	800105	2	DECAL, WARNING-STAND CLEAR
11	800106	2	DECAL, DANGER-STAND CLEAR
12	800107	2	DECAL, WARNING-AVOID CRUSHING
13	800108	1	DECAL, WARMING-RINSE TANK
14	800112	1	DECAL, DANGER, ELECTRIC LINES
15	800249	1	DECAL, FULLY RAISE CENTER
16	800252	1	DECAL, CAUTHIN FULLY RAISE CENTER
17	800282	1	DECAL, DO NOT RUN PUMP DRY. ENGLISH
18	800306	1	DECAL, SIS, 20 MILE/HOUR
19	800338	1	DECAL, FAST PATENTS

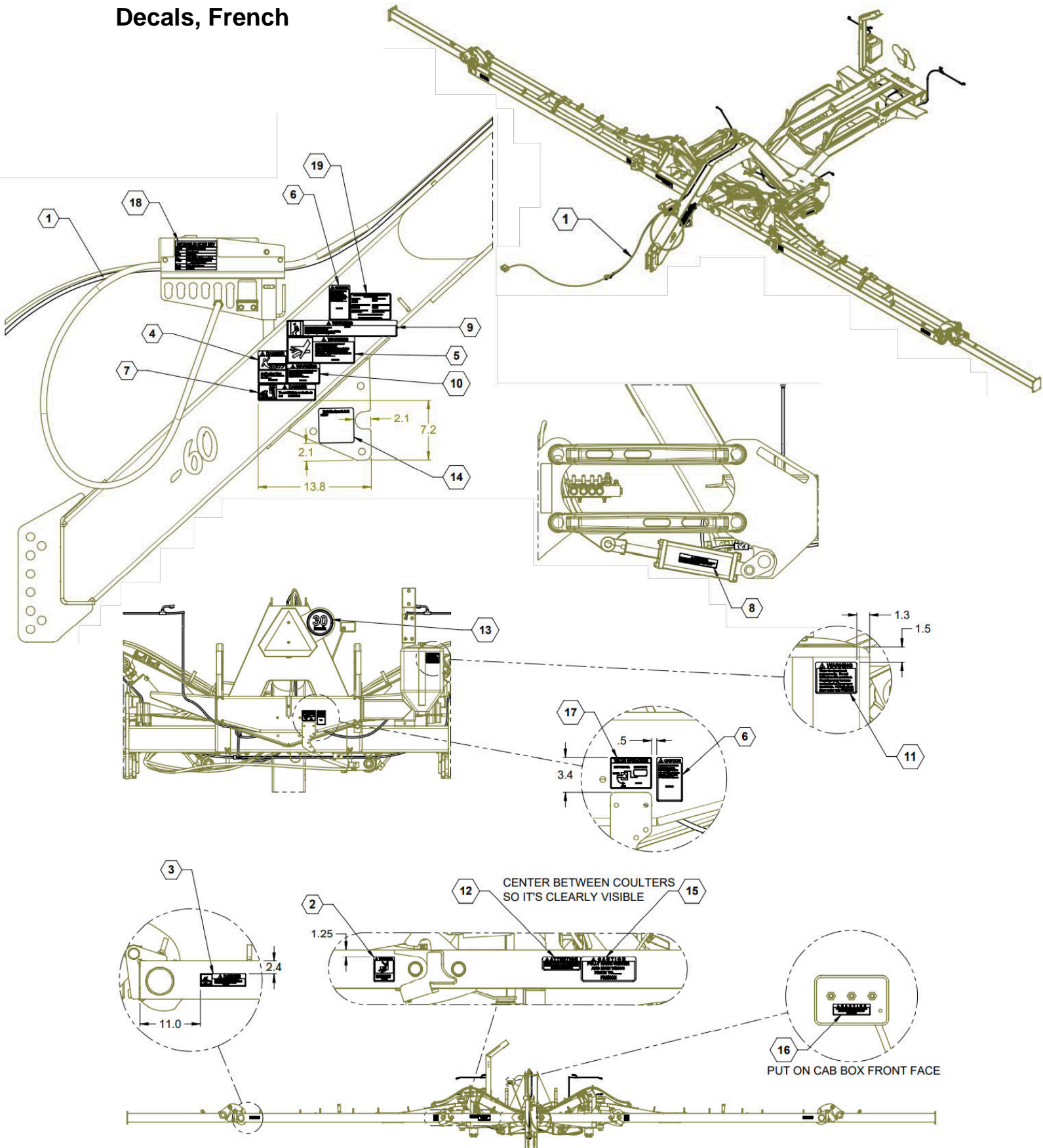
Decals, NA INTL English



Parts List 28267: Decals, NA INTL English

ITEM	PART NO.	QTY.	DESCRIPTION
1	740046	1	HARNES, A SERIES TAILLIGHT
2	800017	1	DECAL, MAIN TANK VALVE OPERATION
3	800044	1	DECAL, VAR. SPEED JACK
4	800087	1	DECAL, HOSE KEY
5	800098	1	DECAL, WARNING-HYDRAULIC FLUID
6	800099	1	DECAL, WARNING-CHARGE WITH OIL
7	800101	2	DECAL, CAUTION-AG CHEMICAL
8	800103	1	DECAL, DANGER-RUNOVER
9	800104	1	DECAL, WARNING-DO NOT SPEED
10	800105	2	DECAL, WARNING-STAND CLEAR
11	800106	2	DECAL, DANGER-STAND CLEAR
12	800107	2	DECAL, WARNING-AVOID CRUSHING
13	800108	1	DECAL, WARNING-RINSE TANK
14	800112	1	DECAL, DANGER, ELECTRIC LINES
15	800249	1	DECAL, FULLY RAISE CENTER
16	800252	1	DECAL, CAUTION FULLY RAISE CENTER
17	800282	1	DECAL, DO NOT RUN PUMP DRY. ENGLISH
18	800307	1	DECAL, SIS, 30 km/h
19	800338	1	DECAL, FAST PATENTS

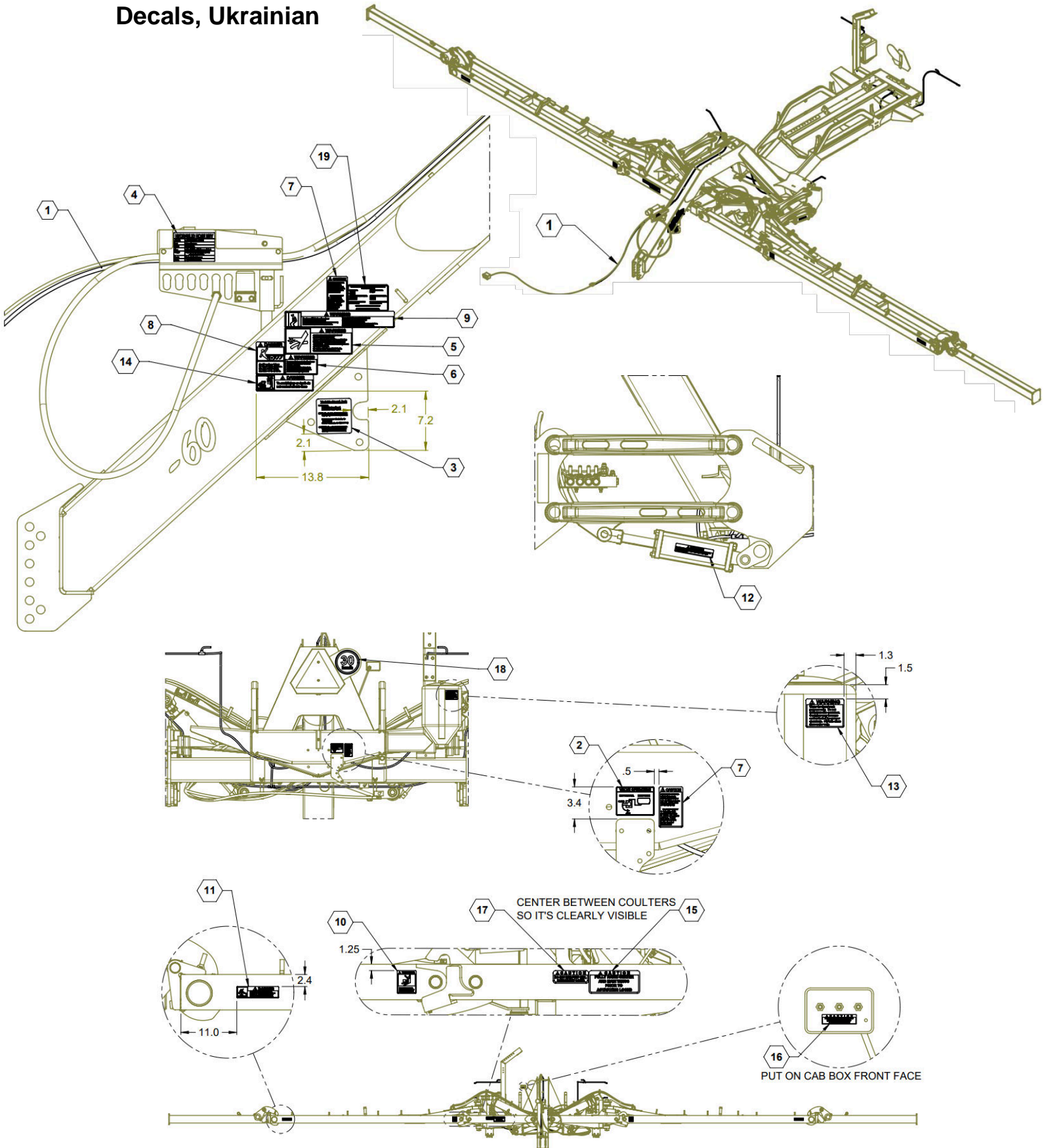
Decals, French



Parts List 28268: Decals, French

ITEM	PART NO.	QTY.	DESCRIPTION
1	740046	1	HARNESS, A SERIES TAILLIGHT
2	800105	2	FRENCH DECAL, WARNING-STAND CLEAR
3	800106	2	FRENCH DECAL, DANGER-STAND CLEAR
4	800296	1	FRENCH DECAL, DANGER-RUNOVER
5	800297	1	FRENCH DECAL, WARNING-HYDRAULIC FLUID
6	800299	2	FRENCH DECAL, CAUTION-AG CHEMICAL
7	800300	1	FRENCH DECAL, DANGER, ELECTRIC LINES
8	800301	2	FRENCH DECAL, WARNING-AVOID CRUSHING
9	800302	1	FRENCH DECAL, WARNING-DO NOT SPEED
10	800303	1	FRENCH DECAL, WARNING-CHARGE WITH OIL
11	800304	1	FRENCH DECAL, WARNING-RINSE TANK
12	800305	1	DECAL, DO NOT RUN PUMP DRY. FRENCH
13	800307	1	DECAL, SIS, 30 km/h
14	800308	1	FRENCH DEAL, VAR. SPEED JACK
15	800318	1	FRENCH DECAL, RULLY RAISE CENTER
16	800320	1	FRENCH DECAL, CAUTION FULLY RAISE CENTER
17	800322	1	FRENCH DECAL, MAIN TANK VALVE OPERATION
18	800324	1	FRENCH DECAL, HOSE KEY
19	800338	1	DECAL, FAST PATENTS

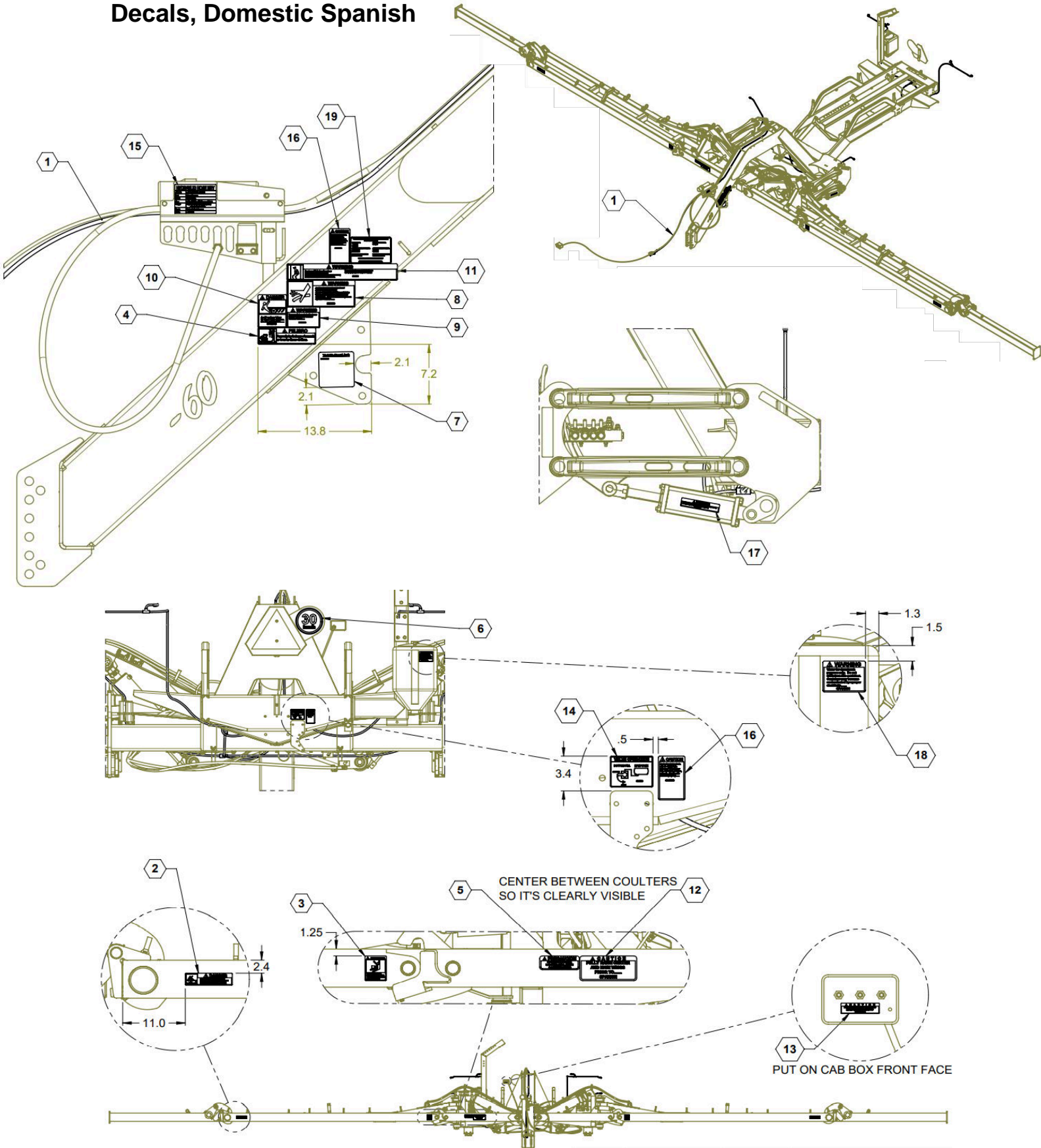
Decals, Ukrainian



Parts List 28269: Decals, Ukrainian

ITEM	PART NO.	QTY.	DESCRIPTION
1	740048	1	HARNESS, LIGHT A-60, INTRNTNL
2	800017	1	DECAL, MAIN TANK VALVE OPERATION
3	800044	1	DECAL, VAR. SPEED JACK
4	800087	1	DECAL, HOSE KEY
5	800098	1	DECAL, WARNING-HYDRAULIC FLUID
6	800099	1	DECAL, WARNING-CHARGE WITH OIL
7	800101	2	DECAL, CAUTION-AG CHEMICAL
8	800103	1	DECAL, DANGER-RUN OVER
9	800104	1	DECAL, WARNING-DO NOT SPEED
10	800105	2	DECAL, WARNING-STAND CLEAR
11	800106	2	DECAL, DANGER-STAND CLEAR
12	800107	2	DECAL, WARNING-AVOID CRUSHING
13	800108	1	DECAL, WARNING-RINSE TANK
14	800112	1	DECAL, DANGER, ELECTRIC LINES
15	800249	1	DECAL, FULLY RAISE CENTER
16	800252	1	DECAL, CAUTION FULLY RAISE CENTER
17	800282	1	DECAL, DO NOT RUN PUMP DRY. ENGLISH
18	800307	1	DECAL, SIS, 30 km/h
19	800338	1	DECAL, FAST PATENTS

Decals, Domestic Spanish



Parts List 28270: Decals, Domestic Spanish

ITEM	PART NO.	QTY.	DESCRIPTION
1	740046	1	HARNES, A SERIES TAILLIGHT
2	800106	2	SPANISH DECAL, DANGER-STAND CLEAR
3	800227	2	DECAL, WARNING, STAND CLEAR, SPANISH
4	800228	1	DECAL, DANGER, ELECTRIC LINES, SPANISH
5	800258	1	DECAL, DO NOT RUN PUMP DRY. SPANISH
6	800307	1	DECAL, SIS, 30 km/h
7	800309	1	SPANISH DECAL, VAR. SPEED JACK
8	800312	1	SPANISH DECAL, WARNING-HYDRAULIC FLUID
9	800313	1	SPANISH DECAL, WARNING-CHARGE WITH OIL
10	800315	1	SPANISH DECAL, DANGER-RUNOVER
11	800316	1	SPANISH DECAL, WARNING-DO NOT SPEED
12	800319	1	SPANISH DECAL, FULLY RAISE CENTER
13	800312	1	SPANISH DECAL, CAUTION FULLY RAISE CENTER
14	800323	1	SPANISH DECAL, MAIN TANK VALVE OPERATION
15	800325	1	SPANISH DECAL, HOSE KEY
16	800326	2	SPANISH DECAL, CAUTION-AG CHEMICAL
17	800327	2	SPANISH DECAL, WARNING-AVOID CRUSHING
18	800328	1	SPANISH DECAL, WARNING-RINSE TANK
19	800338	1	DECAL, FAST PATENTS



Fast Ag Solutions
4130 Commerce Boulevard
Windom, MN 56101

1-800-772-9279 Toll Free
1-507-427-3861 Voice
1-507-427-3030 Fax

www.fastagsolutions.com