



9500TF SERIES SPRAYER PARTS MANUAL







Limited Warranty

Fast Ag Solutions warrants to the buyer that the new machinery is free from defects in material and workmanship.

This warranty is only effective as to any new machinery which has not been altered, changed, repaired or treated since its delivery to the buyer, other than by Fast Ag Solutions or its authorized dealers or employees, and does not apply to accessories, attachments, tools or parts, sold or operated with the new machinery, if they have not been manufactured by Fast Ag Solutions.

Fast Ag Solutions shall only be liable for defects in the materials or workmanship attributable to faulty material or bad workmanship that can be proved by the buyer, and specifically excludes liability for repairs arising as a result of normal wear and tear of the new machinery or in any other manner whatsoever, and without limiting the generality of the foregoing, excludes application or installation of parts not completed in accordance with this operator's manual, specifications, or printed instructions.

Written notice shall be given by registered mail, to the Manufacturer within seven (7) days after the defect shall have become apparent or the repairs shall have become necessary, addressed as follows:

Fast Ag Solutions
4130 Commerce Boulevard
Windom, MN 56101

This warranty shall expire one (1) year after the date of delivery of the new machinery.

If these conditions are fulfilled, Fast Ag Solutions shall at its own cost and at its own option either repair or replace any defective parts provided that the buyer shall be responsible for all expenses incurred as a result of repairs, labor, parts, transportation or any other work, unless Fast Ag Solutions has authorized such expenses in advance.

The warranty shall not extend to any repairs, changes, alterations, or replacements made to the new equipment other than by Fast Ag Solutions or its authorized dealers or employees.

This warranty extends only to the original owner of the new equipment.

Rubber parts (including tires, hoses, grommets) are not warranted.

This warranty is limited to the terms stated herein and is in lieu of any other warranties whether express or implied, and without limiting the generality of the foregoing, excluded all warranties, express or implied or conditions whether statutory or otherwise as to quality and fitness for any purpose of the new equipment. The Manufacturer disclaims all liability for incidental or consequential damages.

This Applicator is subject to design changes and Fast Ag Solutions shall not be required to retrofit or exchange items on previously sold units except at its own option.

Warranty void if not registered.



FAST 9500TF SPRAYER

Warranty Registration Form & Inspection Report

Warranty Registration

This form must be filled out by the dealer and signed by both the dealer and the customer at the time of delivery.

Customer Name				
Address				
City		State		Zip
Phone				
Dealer Name				
Address				
City		State		Zip
Applicator Model				
Serial Number				
Delivery Date				

DEALER INSPECTION REPORT

- All Fasteners Tight
- Wheel Bolts Torqued
- Hydraulic Hoses and Fittings Free and Tight
- Fertilizer Hoses and Fittings Free and Tight
- Wheel Drive Turns Freely
- Lubricate Machine
- Check Tire Pressure
- Frame and Wings Level
- Monitors and Controllers Function
- Wiring Harness Connected

SAFETY

- Safety Chain Installed
- All Guards Installed
- All Safety Signs Installed
- Reflectors, SMV, and Lights Clean
- Review Operating and Safety Instructions

I have thoroughly instructed the buyer on the above-described equipment which review included the Operator's Manual content, equipment care, adjustments, safe operation, and applicable warranty policy.

Date _____

Dealer's Rep. Signature _____

The above equipment and Operator's Manual have been received by me and I have been thoroughly instructed as to care, adjustments, safe operation, and applicable warranty policy.

Date _____

Owner's Signature _____

- White - FAST
- Yellow - Dealer
- Pink - Customer



FAST 9500TF SPRAYER

APPLICATOR SERIAL NUMBER _____

DATE PURCHASED _____ / _____ / _____

TANK SIZE _____

BOOM LENGTH _____

PUMP MANUFACTURER: (CIRCLE ONE)

ACE FMC-150-HYD-206

ACE FMCSC-205F-HYD-304

ACE FMCSC-205F-HYD-304 PWM

ACE 255F-304 WET SEAL

ACE 255F-304 PWM WET SEAL

ACE FMC-750-HYD OASIS

ACE FMC-750 OASIS PWM

HYPRO 9306C-HM1C



ILLUSTRATED PARTS LIST

General Information

All rights, especially copying and distribution rights are reserved. No part of this publication may be reproduced in any form or by any means, electronic or mechanical, including photocopying, without express written permission from Fast Ag Solutions.

Parts information in this manual represents components installed when product was manufactured based upon the best available information. Modifications made subsequent to initial delivery are not included. Always verify the parts and color required when ordering parts.

If you have any questions, please contact your Fast Ag Solutions Parts and Service Department.

Explanation of Parts Lists

The parts lists are broken down into sub-assemblies and listed in 4 columns:

- **ITEM** - These numbers are found on the illustration associated with the parts list.
 - NS- This item is NOT SHOWN, included for reference.
- **QTY.** - This is the quantity of parts needed in an assembly.
 - AR- The quantity of this item is AS REQUIRED for the location.
- **PART NO.**- These are the part numbers associated to the ITEM.
- **DESCRIPTION** - This is the description of the part.



ILLUSTRATED PARTS LIST

Table of Contents

Section	Page
Table of Contents	5
Trailer – 9500	15
Parts List: Trailer – 9500	16
Trailer & Tank – 9500	17
Parts List: Trailer & Tank – 9500.....	18
Steerable Trailer – 9500	19
Parts List: Steerable Trailer – 9500.....	20
Trailer Decals & Misc. – 9500	21
Steerable Hitch Components	22
Parts List 35762: Steerable Hitch Components.....	26
Axles	27
Parts List: Axles.....	28
Tires	30
Parts List: Tires.....	31
Camso Tracks	32
Parts List: Camso Tracks	32
Parallel Link & Interior Pivot (H-Brace)	33
Parts List: Parallel Link & Interior Pivot (H-Brace).....	34
Parallel Link Assembly (Macho Link)	35
Parts List: Parallel Link Assembly (Macho Link).....	36
12’ Center Section (Dry Boom)	37
Parts List: 12’ Center Section (Dry Boom)	38
12’ Center Section, 60-100’ Boom	39
Parts List: 12’ Center Section, 60-100’ Boom.....	40
Wings – 60 & 66 Foot Boom	42
Parts List: Wings – 60 & 66 Foot Boom	44
Wings – Tri-Fold 40/80 Foot Boom	46



ILLUSTRATED PARTS LIST

Parts List: Wings – Tri-Fold 40/80 Foot Boom.....	48
Wings – Tri-Fold 60/88 Foot Boom.....	49
Parts List: Wings – Tri-Fold 60/88 Foot Boom.....	51
Wings – Tri-Fold 60/90 Foot Boom.....	52
Parts List: Wings – Tri-Fold 60/90 Foot Boom.....	54
Wings – Tri-Fold 100 Foot Boom.....	55
Parts List: Wings – Tri-Fold 100 Boom.....	57
Breakaway Pivot.....	58
Parts List: Breakaway Pivot.....	59
Tank Assembly.....	60
Parts List: Tank Assembly.....	61
Rinse Tank, Plumbing & Sight Gauge.....	62
Parts List: Rinse Tank, Plumbing & Sight Gauge.....	63
Bottom Assembly Fittings.....	65
Parts List: Bottom Assembly Fittings.....	65
Quick Fill & Pump Feed – 60-66 Ft. Boom with Ace 150-206 Pump.....	66
Parts List: Quick Fill & Pump Feed – 60-66 Ft. Boom with Ace 150-206 Pump.....	67
Quick Fill & Pump Feed – 80-90-100 Ft. Boom with HYPRO Pump.....	68
Parts List: Quick Fill & Pump Feed – 80-90-100 Ft. Boom with HYPRO Pump.....	69
Y-Strainer.....	70
Parts List: Y-Strainer.....	71
ACE 150-206 Pump, 60 & 66 Ft. Boom.....	72
Parts List: ACE 150-206 Pump, 60 & 66 Ft. Boom.....	72
ACE 150-206 Pump Hydraulic Motor, 60 & 66 Ft. Boom.....	73
Parts List 550000: ACE 150-206 Pump Hydraulic Motor, 60 & 66 Ft. Boom.....	73
ACE 205-304 Pump Option.....	74
Parts List: ACE 205-304 Pump Option Boom.....	74
ACE 205-304 Pump Option.....	75
Parts List 550025: ACE 205-304 Pump Option.....	76
ACE 205-304 PWM Pump Option.....	77



ILLUSTRATED PARTS LIST

Parts List : ACE 205-304 PWM Pump Option.....	77
ACE 205-304 PWM Pump, 80-90-100 Ft. Boom.....	78
Parts List 550035: ACE 205-304 PWM Pump, 80-90-100 Ft. Boom	79
ACE 255F-304 (PWM) Pump.....	80
Parts List 550055 (550056): ACE 255F-304 (PWM) Pump.....	80
ACE 750 Pump.....	82
Parts List 550050: ACE 750 Pump.....	82
ACE 750 PWM Pump	84
Parts List 550044: ACE 750 PWM Pump.....	84
HYPRO 9306 Pump Option	86
Parts List: HYPRO 9306 Pump Option.....	86
HYPRO 9306 Pump 550045, 80-90-100 Ft. Boom.....	87
RAVEN Flow Controls	88
Parts List: RAVEN Flow Controls.....	89
3” Quick Fill	90
Parts List: 3” Quick Fill	91
Quick Fill – Optional 3 inch.....	92
Parts List: Quick Fill – Optional 3 Inch	92
2” Banjo Full Port Flowmeter	93
Parts List: 2” Banjo Full Port Flowmeter.....	93
Agitation & Rinse Control	94
Parts List: Agitation & Rinse Control	95
Electrical Valving Option	96
Electrical Valving Option 99FSEVO Parts List	97
Pump Electric Valve Option.....	98
Electric Valve 500080	98
Pump Electric Valve Option.....	99
Agitation Shut-Off, Electric Option	100
Boom Plumbing.....	101
Parts List: Boom Plumbing.....	102



ILLUSTRATED PARTS LIST

Fence Line Option	104
Parts List: Fence Line Option	104
Single Fence Line, Display Control	105
Parts List 27360: Single Fence Line, Display Control	105
Dual Fence Line, Display Control	106
Parts List 27361: Dual Fence Line, Display Control	106
Single Fence Line, Toggle Switch Control.....	107
Parts List 27362: Single Fence Line, Toggle Switch Control.....	107
Dual Fence Line, Toggle Switch Control	108
Parts List 27363: Dual Fence Line, Toggle Switch Control.....	108
Plumbing Valves.....	109
Parts List: Plumbing Valve	110
Nozzle Bodies	111
Delivery Tubes.....	112
Parts List: Delivery Tubes.....	113
60-80' Side Fold Fitting	115
Parts List: 60-80' Side Fold Fitting	115
Optional Boom Cleanout with Pressure Gauge	116
Parts List 90SABCPG: Optional Boom Cleanout with Pressure Gauge	116
Optional Boom U-Fitting with Pressure Line.....	117
Parts List 90SAUPG: Optional Boom U-Fitting with Pressure Line	117
Option, Dual Pressure Transducers.....	118
Parts List 36280: Option, Dual Pressure Transducers	118
Hydraulic System	119
Parts List: Hydraulic System	120
Hydraulic Control Valve Harness – 60-66 Ft. Boom.....	121
Parts List: Hydraulic Control Valve Harness – 60-66 Ft. Boom.....	121
Hydraulic Control Valve – 60-66 Ft. Boom.....	122
Parts List: Hydraulic Control Valve – 60-66 Ft. Boom.....	123
Hydraulic Control Valve Harness – 60-66 Ft. Boom.....	124



ILLUSTRATED PARTS LIST

Parts List: Hydraulic Control Valve Harness – 60-66 Ft. Boom.....	125
Control Console – 60-66 Ft. Boom	126
Parts List: Control Console – 60-66 Ft. Boom.....	127
Control Console – 60-66 Ft. Boom	128
Wiring Harness – 60-66 Ft. Boom.....	129
Control Console Decal – 60-66 Ft. Boom.....	130
Hydraulic Control Valve Wiring Harness – 80-90-100 Ft. Boom.....	131
Parts List: Hydraulic Control Valve Wiring Harness – 80-90-100 Ft. Boom.....	131
Hydraulic Control Valve – 80-90-100 Ft. Boom.....	132
Parts List: Hydraulic Control Valve – 80-90-100 Ft. Boom	133
Hydraulic Control Valve Wiring Harness	134
Control Console – 80-90-100 Ft. Boom	135
Control Console Switch Diagram	136
Wiring Harness – 80-90-100 Ft. Boom.....	137
Parts List: Wiring Harness – 80-90-100 Ft. Boom.....	137
Control Console Decal – 80-90-100 Ft. Boom.....	138
Cab Box for Electric Valving Option	139
Cab Box for Electric Valving Option 632155.....	140
NORAC Auto Height Boom Control UC4+	141
Parts List: NORAC Auto Height Boom Control UC4+	142
NORAC Hydraulic Valve Block	143
Parts List: NORAC Hydraulic Valve Block	144
NORAC Auto Height Boom Control Hydraulic Schematic UC4+ & UCS.....	145
NORAC Auto Height Boom Control Brackets.....	146
Parts List: NORAC Auto Height Boom Control Brackets	146
NORAC Auto Height Boom Control Harness.....	147
NORAC Auto Height Boom Control Extension Harness.....	148
NORAC Auto Height Boom Control Sensor Cables	149
NORAC Auto Height Boom Control Valve Cable.....	150



ILLUSTRATED PARTS LIST

NORAC Auto Height Boom Control Main Interface Cable	151
Severe Terrain Cable UC4+.....	153
Parts List: Severe Terrain Cable UC4+	153
NORAC Kit Layout.....	154
Parts List: NORAC Kit Layout.....	155
Item C01: 43220-10a – Cable UC5 Network 14 AWG – 10m	156
Item C02: 43220-01a – Cable UC5 Network 14 AWG – 1m	156
Item C03: 43210-03a – Cable UC5 Network 18 AWG – 3m	157
Item C04: 43210-01a – Cable UC5 Network 18 AWG – 3m	157
Item C05: 43210-02a – Cable UC5 Network 18AWG – 20m	158
Item C10: 43230-04a – Cable UC5 Valve DT to DT	158
Item C20: 43240-01b – Cable UC5 Interface Tilt DT.....	159
Item C21: 43240-07b – Cable UC5 interface Main DT (with Aux 1 & 2)	160
9500TF – 80 Hydraulic Fitting Locations	161
Parts List: 9500TF - 80 Hydraulic Fitting Locations.....	162
9500TF – 80 Hydraulic Fitting Locations (CONT.)	163
Parts List: 9500TF-80 Hydraulic Fitting Locations (CONT.)	164
Fold Block Hydraulic Hose Routing.....	165
Parts List: Fold Block Hydraulic Hose Routing	165
Main Lift Hydraulic Hose Routing	166
Parts List: Main Lift Hydraulic Hose Routing	166
Tilt Cylinder Hydraulic Hose Routing.....	167
Parts List: Tilt Cylinder Hydraulic Hose Routing	167
Main Hydraulic Hose Routing.....	168
Parts List: Main Hydraulic Hose Routing	169
Flip Wing Hydraulic Hose Routing.....	170
Parts List: Flip Wing Hydraulic Hose Routing.....	171
Breakaway Wing Hydraulic Hose Routings.....	172
Parts List: Breakaway Wing Hydraulic Hose Routing.....	173
Hydraulic Pump Hose Routing	174
Parts List: Hydraulic Pump Hose.....	174
Raven 450 Controller Kit with Skytrak, Up To 6 Sections.....	175
Raven ISO Rate Control Module, Cables to Tractor, ISO Hookup, No VT Console.....	175



ILLUSTRATED PARTS LIST

Deere JDRC 2000 ISO Rate Controller, Cables to Tractor, ISO Hookup, No VT Console	175
47 Pin Product Control Cable – Customer Supplied JDRC2000 Rate Controller / Raven RCM	176
47 Pin To 37 Pin Product Control Cable - Customer Supplied GreenStar Rate Controller.....	176
47 Pin To 16 Pin Product Control Cable – Customer Supplied Raven 450.....	176
47 Pin Product Control Cable – Customer Supplied Rate Controller	176
Raven CR7 ISO Display With Deere Harness (Deere ISO Controller)	177
Raven CR7 ISO Display With Harness (Non-Deere ISO Controller)	177
Raven CR7 ISO Display With Complete ISO Harness (Non-ISO Tractor)	177
Flow-Back Ball Valve Line Rinse - Electric Valve With Toggle Switch	177
Control Console Wiring Harness.....	178
Adapter Cable, 16 Pin Console To 47 Pin Product Port (632028).....	180
Cable, 81 Pin ECU, 47 Pin Rate Control Interface	181
Cable, 81 Pin ECU, 47 Pin Rate Control Interface (632029)	182
Cable, Pull Type Sprayer Frame, 14’ 47 Pin To 47 Pin (632035).....	183
Adapter Cable, 17’ 9 Pin IBIC / 3 Pin Master to Gen 1 ISOBUS (632031)	184
Cable, Foot Switch, 12’ (632061)	185
Cable, Raven ISO/Power With IBBC Connector (632064)	186
CAN/Power Cable, OEM ISO To Raven ISO Bulkhead (632065)	187
Cable, CR7, ISO VT Only (632066).....	188
Cable, Display Port, Y Adapter (632067).....	189
Adapter Cable, 37 Pin Console To 47 Pin Product Port (632070).....	190
Product Cable, 47 Pin, 6 Section, Liquid, FAST, Center Mount (32077)	191
Product Cable, 47 Pin, 6 Section, Liquid, FAST, Center Mount (632077)	192
Product Cable, 47 Pin, 10 Section, Liquid, FAST 6’(632078)	193
Product Cable, 47 Pin, 10 Section, Liquid, FAST 6’(632078)	194
9500TF Harness Identification & Location.....	195
Parts List: 9500TF Harness Identification & Location.....	196



ILLUSTRATED PARTS LIST

Lighting Harness Routing	197
Parts List: Lighting Harness Routing	198
Blue Light Kit	199
Parts List 28750: Blue Light Kit	199
Product Control Harness Routing	200
Parts List: Product Control Harness Routing	201
Fold Harness Routing	202
Parts List: Fold Harness Routing	202
Pressure Transducer Kit	203
Parts List: Pressure Transducer Kit	203
Powerglide Wiring Schematic	204
Powerglide Hydraulic Block	205
Powerglide Solid Axle	205
Powerglide & Powerglide Plus Mounting Brackets	206
Parts List: Powerglide & Powerglide Plus Mounting Brackets	206
Powerglide Plus Wiring Schematic	207
Powerglide Plus Hydraulic Block	208
Powerglide Plus Cushioned Axle	208
Raven Sensor Mounts	209
Parts List: Raven Sensor Mounts	210
Raven Sensor Mounts (CONT.)	211
Parts List: Raven Sensor Mounts (CONT.)	212
Raven Sensor Mounts (CONT.)	213
Parts List: Raven Sensor Mounts (CONT.)	214
Raven Sensor Mounts (CONT.)	215
Parts List: Raven Sensor Mounts (CONT.)	216
Raven XRT Components, Tri-Fold	217
Raven XRT Components, Tri-Fold Parts List 35900	218
Raven XRT Components, Truss	219

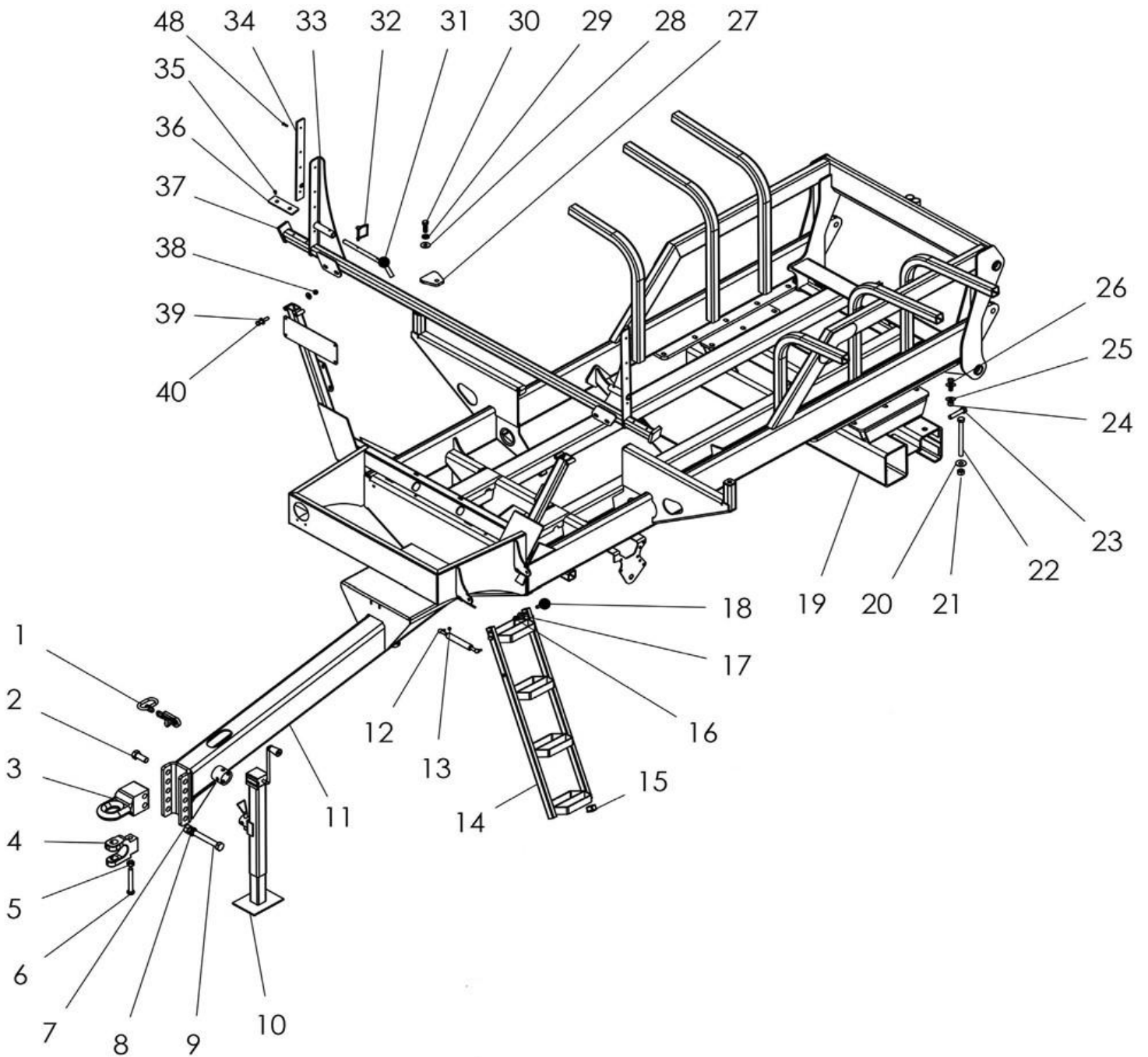


ILLUSTRATED PARTS LIST

Raven XRT Components, Truss Parts List 35901	222
Raven UltraGlide Gen I Wiring	223
Raven UltraGlide Gen II Wiring	224
Wing Tilt Options	225
Parts List: Wing Tilt Options	225
Raven Hawkeye	226
Parts List: Raven Hawkeye.....	227
Electronic Sight Gauge	228
Parts List: Electronic Sight Gauge	228
Electronic Sight Gauge – Sensor Tube	229
Electronic Sight Gauge – Power Cable (632150)	230
HYPRO Cleanload Eductor & Mounting, 5.8 Gallon	231
Parts List: HYPRO Cleanload Eductor & Mouting, 5.8 Gallon	232
HYPRO Cleanload Eductor, 5.8 Gallon	233
Parts List: HYPRO Cleanload Eductor, 5.8 Gallon	234
HYPRO Cleanload Eductor & Mounting, 7.5 Gallon	235
Parts List: HYPRO Cleanload Eductor & Mouting, 7.5 Gallon	236
HYPRO Cleanload Eductor, 7.5 Gallon	237
Parts List: HYPRO Cleanload Eductor, 7.5 Gallon	238
Richway Direct Injection Foamer & Mounting	239
Parts List: Richway Direct Injection Foamer & Mouting.....	240
Richway Foam Marker 1 Gallon Tank & Switchbox	241
Richway Foam Marker Liquid Flow	242
Richway Foam Marker Compressor	243
Richway Foam Marker Foamhead	244
Richway Foam Marker Foam Head Assembly	245
Richway Foam Marker Collector Deflector	246
Richway Foam Marker Wiring Harness	247
Remote Boom Shutoff Kit (6 Section Shown)	248



Trailer – 9500



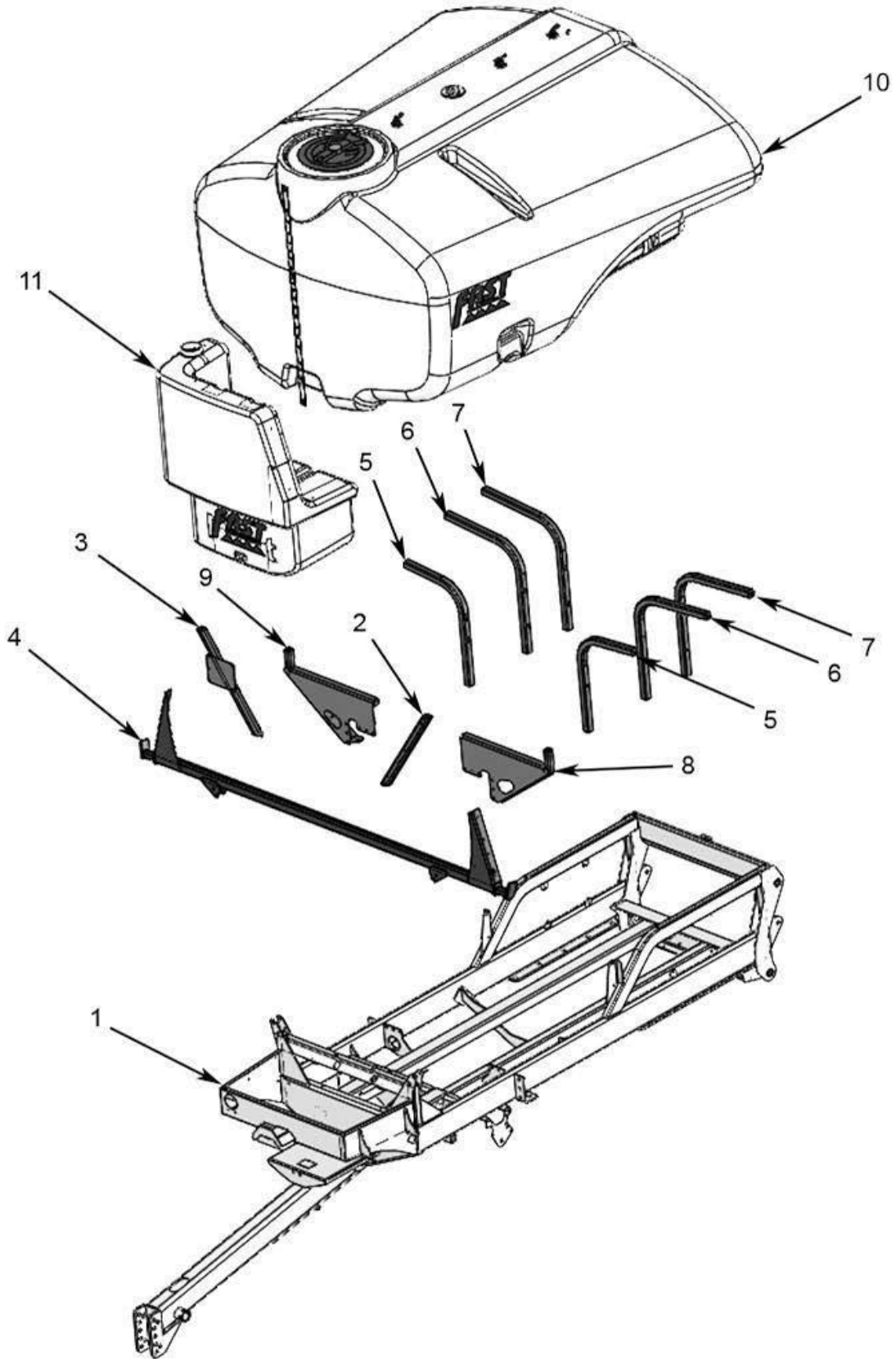


ILLUSTRATED PARTS LIST

Parts List: Trailer – 9500

ITEM	VENDOR PART #	FAST PART #	DESCRIPTION	QTY.
1	PPSC21A	790015	SAFETY CHAIN 20,200#	1
2		199	BOLT HH 1 X 2-1/2 GR5 ZP	1
3	PPI-301V3-10	790003	HITCH CAT 3	1
4	PPI-208-VR-10	790002	CLEVIS FOR HITCH	1
5		233	NUT HH 3/4" NYLOCK ZP	1
6		390	BOLT HH 3/4 X 5-1/2 GR8 ZP	1
7		218	NUT HH 1" ZP	5
8		255	WASHER 1" LOCK	5
9		564	BOLT HH SPECIAL 1 X 6-1/2 GR 5 ZP	2
10	FASTHD800	790005	JACK 8000# SIDE WIND	1
11		21251	FAST TRAILER 9500 BOLT TOGETHER FRAME	1
12	22011A3	590010	EASYLIFT CYLINDER (FOR USE WITH LADDER 10620 ITEM 11)	1
13		855	NUT HH M8 ZP (FOR USE WITH LADDER 10620 ITEM 11)	1
14		10620	LADDER 3 STEP S/N 9430-3026-77 TO CURRENT	1
15		4192	PLASTIC PLUG 1.5" TUBE	4
16		231	NUT HH 1/2" CENTERLOCK ZP	2
17		260	WASHER FLAT 1/2"	2
18		155	BOLT HH 1/2 X 2-1/2" GR5 ZP	2
19		13512	AXLE HOUSING RECEIVER	1
20		262	WASHER FLAT 3/4 ZP	4
21		241	NUT HH 3/4 CENTERLOCK ZP	4
22		488	BOLT HH 3/4 X 8.5 GR5 ZP	4
23		187	BOLT HH 3/4 X 3-1/2" GR5 ZP	2
24		240	NUT HH 5/8 CENTERLOCK ZP	6
25		261	WASHER FLAT 5/8 ZP	12
26		170	BOLT HH 5/8 X 2.5 GR5 ZP	6
27		10244	POLY HOLDDOWN TAB	2
28		261	WASHER FLAT 5/8" ZP	2
29		253	WASHER LOCK 5/8" ZP	2
30		170	BOLT HH 5/8 X 2 GR5 ZP	2
31		7618	SAFETY LATCH PIN	2
32	715300927	720001	KWIK CLIP PIN	2
33		671	BOLT HH 1/4 X 5/8" BLACK	8
NS		11050R	VERTICAL STOP CHAMFERED PLASTIC RIGHT	1
34		11050L	VERTICAL STOP CHAMFERED PLASTIC LEFT	1
35		581	RIVET 1/4" DRIVE IN	12
36		7781	WEAR PAD PLASTIC TRANSPORT SADDLE BASE	2
37		13246	BOLT-ON TRANSPORT SUPPORT	1
38		239	NUT 1/2" CENTERLOCK	2
39		260	WASHER FLAT 1/2"	4
40		155	BOLT HEX HEAD 1/2 X 2-1/2"	2

Trailer & Tank – 9500



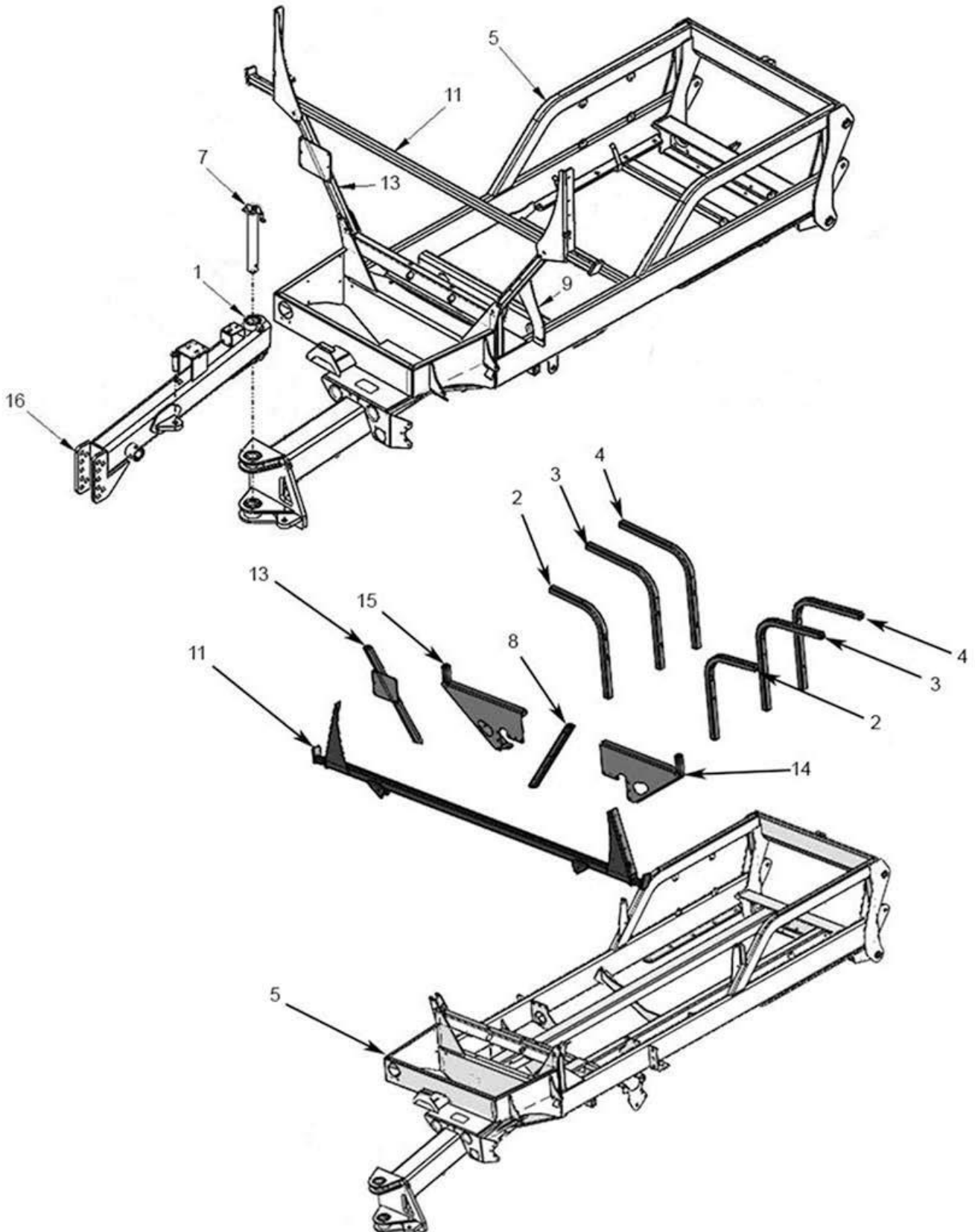


ILLUSTRATED PARTS LIST

Parts List: Trailer & Tank – 9500

ITEM	PART NO.	QTY.	DESCRIPTION
1	21251	1	9500 BOLT TOGETHER TRAILER
2	21182	1	TUBE, BRACE
3	21255	1	TUBE WITH HANDWASH
4	18350	1	REST, WING BOLT-ON
5	18183	2	TUBE, SUPPORT, FENDER
6	18184	2	TUBE, SUPPORT, FENDER
7	18185	2	TUBE, SUPPORT, FENDER
8	22242L	1	LH WELDMENT, TANK SUPPORT
9	22242R	1	RH WELDMENT, TANK SUPPORT
10	570063*	1	TANK, 1800, AG YELLOW, With Fittings and Lid
10	570064*	1	TANK, 1800, AG WHITE, With Fittings and Lid
10	570066*	1	TANK, 2400, AG WHITE, With Fittings and Lid
10	570067*	1	TANK, 2400, AG YELLOW, With Fittings and Lid
11	570003TNK	1	RINSE TANK, 100 GALLON WHITE
11	570004TNK	1	RINSE TANK, 100 GALLON YELLOW
* SEE TANK ASSEMBLY PAGE			

Steerable Trailer – 9500





ILLUSTRATED PARTS LIST

Parts List: Steerable Trailer – 9500

ITEM	PART NO.	QTY.	DESCRIPTION
1	15277	2	STAINLESS WASHER
2	18183	2	TUBE, FENDER SUPPORT, FRONT
3	18184	2	TUBE, FENDER SUPPORT, MIDDLE
4	18185	2	TUBE, FENDER SUPPORT, REAR
5	21152	1	9500 STEERABLE TRAILER
6	21172	1	PLATE, PIN CAP
7	21270	1	PIN, PIVOT
8	21182	1	TUBE, BRACE
9	21205	1	PLATE, SIGHT GAUGE BRACKET BLACK
10	21193	1	MOUNT, SENSOR
11	21198	1	WING REST, 80-90, BOLT ON
12	21199	2	ANGLE, LOCK
13	21255	1	LEG, TRANSPORT RACK
14	22242L	1	LH TANK SUPPORT
15	22242R	1	RH TANK SUPPORT
16	26060	1	STEERABLE HITCH TONGUE
17	631920	1	ROTARY SENSOR, RAVEN
NS	620028	1	CYLINDER, STEERABLE HITCH - SINGLE CYLINDER VERSION
NS	21207	2	PINS, STEERABLE HITCH CYLINDER - SINGLE CYLINDER VERSION
NS	21199	1	ANGLE LOCK, STEERABLE HITCH - SINGLE CYLINDER VERSION
NS	620103	2	CYLINDER, STEERABLE HITCH - DUAL CYLINDER VERSION
NS	28927	1	PINS, STEERABLE HITCH CYLINDER - DUAL CYLINDER VERSION
NS	28926	2	CYLINDER STOP - STEERABLE HITCH
NS	720001	4	QUICK CLIP PIN FOR CYLINDER STOP
NS	600116	1	HOSE KIT, STEERABLE HITCH, DUAL CYLINDER UPDATE



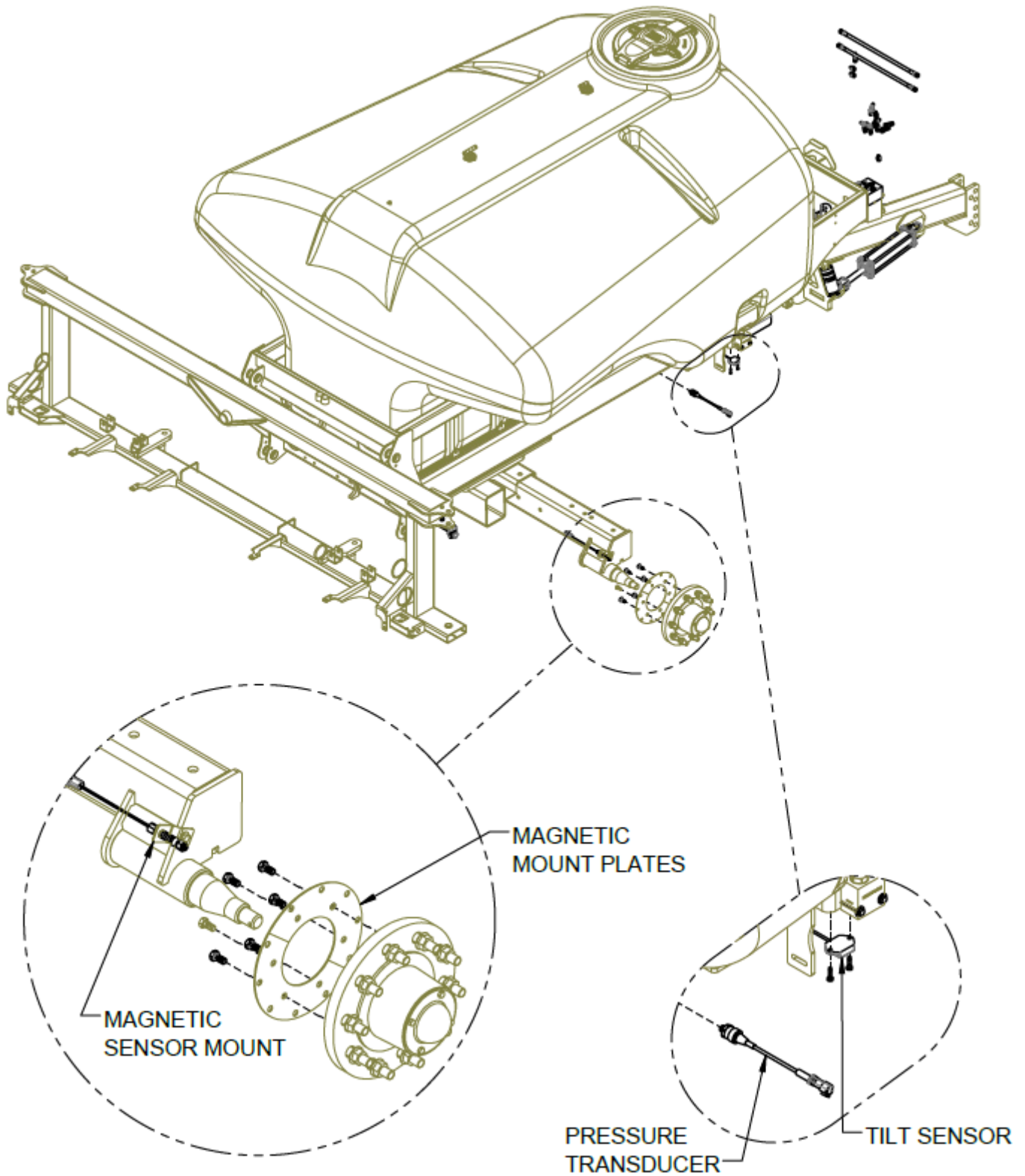
ILLUSTRATED PARTS LIST

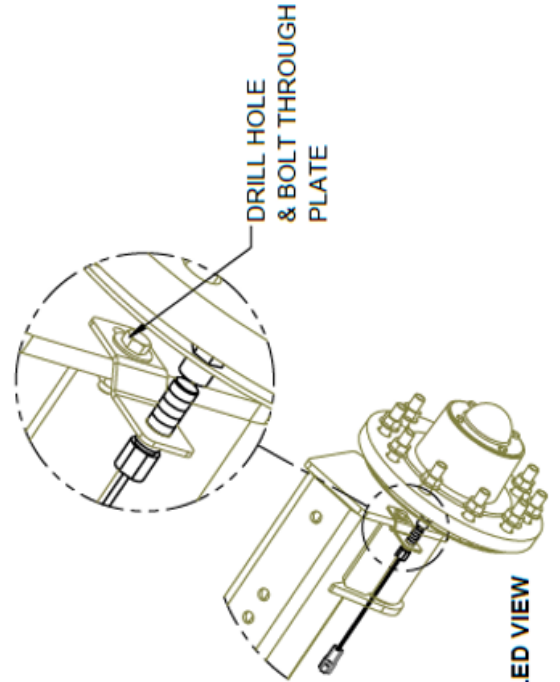
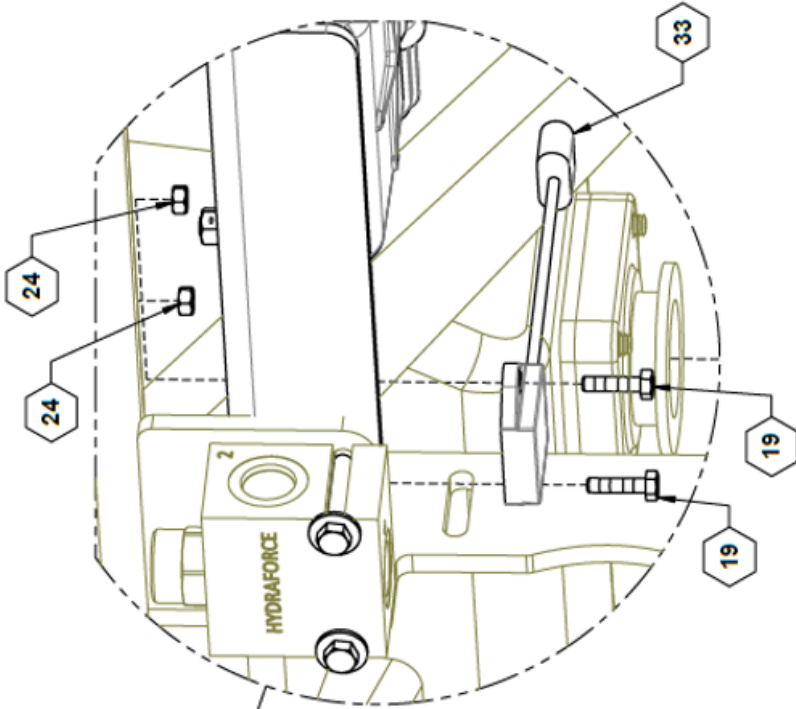
Trailer Decals & Misc. – 9500

PART NO.	QTY.	DESCRIPTION
13508	1	VALVE EXTENSION HANDLE ARROW
15829	1	WASHER, SAFETY CHAIN
15835	1	DOM, SAFETY CHAIN SPACER
21188L	1	PLATE, FORMED, STEP MOUNT
21188R	1	PLATE, FORMED, STEP MOUNT
530026	1	1" EPDM BOLTED FLANGE GASKET
530036	1	3/4" MPT X 1" HOSE SHANK-90°
530050	1	2" MPT X 1-1/2" HOSE SHANK
530101	2	2" FP FLANGE X 1-1/2" HB-90°
530110	2	2" MANIFOLD TEE - 220 SERIES
530221	1	TEE, 3/4" X 3/4" MPT BY HB
530256	1	1-1/4" MPT X 1-1/2" HOSE BARB
530358	1	QUICK CONNECT, 3/4" HB, 90°
540020	2	CLAMP, STAINLESS 3-1/2" #56
590001	4	3/8 X 3/4 PHILLIPS PAN HEAD SMS
590024	2	SADDLE BASE PAD
590113	1	BUMP PLATE LH
590114	1	BUMP PLATE RH
590127	4	PLUG 1-1/4" PLASTIC SQUARE TUBE
590137	3	NUT HH CENTERLOCK 1" NC ZP
590153	2	BOLT 1 X 6-3/4, 1-1/4 TRD MAGNI
590156	1	U-BOLT 2 X 3 X 1/4" SS
590226	1	BOLT HH 1 X 3-1/4 GR5 ZP
720001	2	PIN, SNAP
750048	1	MANUAL HOLDER
790008	3	WASHER, THRUST 1-5/8" I.D.
790049	1	CHAIN, SAFETY 20,000 LB

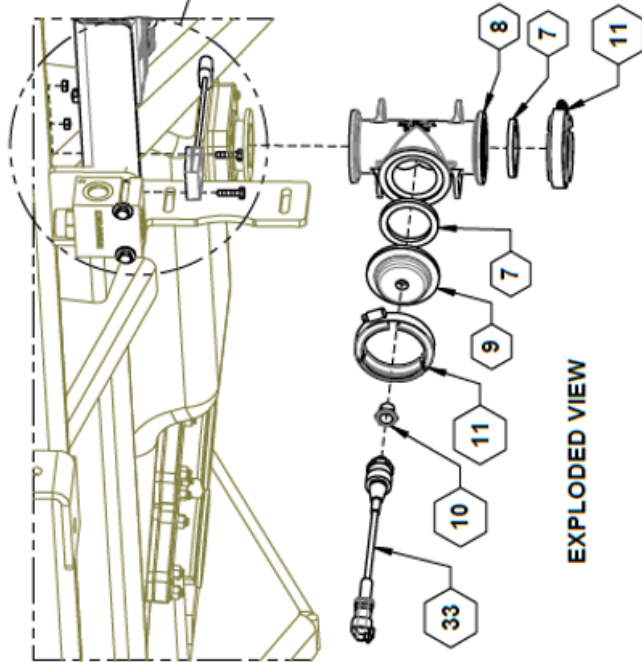
PART NO.	QTY.	DESCRIPTION
800003	1	DECAL, WARNING FALLING HAZARD
800004	1	DECAL, WARNING HIGH PRESSURE
800005	1	DECAL, UPENDING HAZARD
800006	1	DECAL DANGER ELECTROCUTION HAZZARD
800007	1	DECAL, DANGER CHEMICAL HAZARD
800008	1	DECAL, WARNING TOXIC CHEMICAL
800009	2	DECAL, WARNING OVERHEAD HAZARD
800010	2	DECAL, WARNING INSTALL PIN
800013	1	DECAL, DANGER CRUSHING HAZARD
800014	2	DECAL, GREASE PIVOT POINTS
800017	1	DECAL MAIN TANK VALVE OPERATION
800018	1	DECAL RINSE TANK OPERATION SUC
800016	1	DECAL, ELECTRIC AGITATION
800021	2	DECAL FAST SPARYERS LOGO BLACK/GREEN
800023	2	DECAL POWDER COAT /WHITE BACKGROUND
800024	1	DECAL REAR LIFT CYLINDER VALVE
800026	1	DECAL VALVE OPERATION FOR HYPRO
800029	2	DECAL 62" WHEEL TRACK LUG NUT TORQUE
800031	1	DECAL, AXLE POSTION
800057	1	DECAL US PATENT 7585000
800042	2	DECAL 9518
800047	2	DECAL 9524
800208	1	DECAL, HYDRAULIC HOSE KEY

Steerable Hitch Components



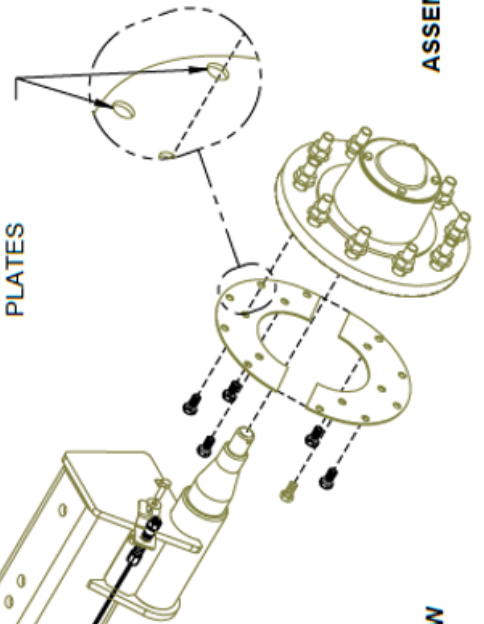


ASSEMBLED VIEW

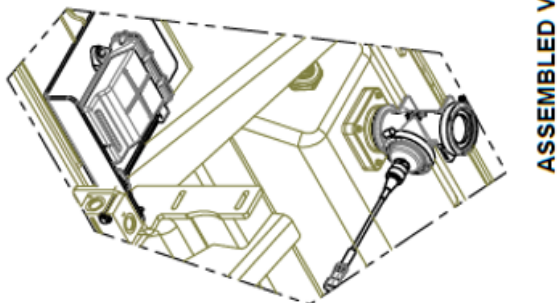


EXPLODED VIEW

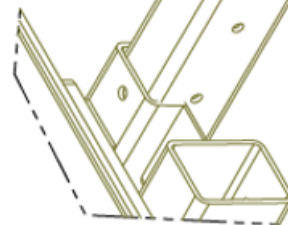
ALTERNATE
MAGNETIC BOLTS
N & S
POLARITY ON
PLATES

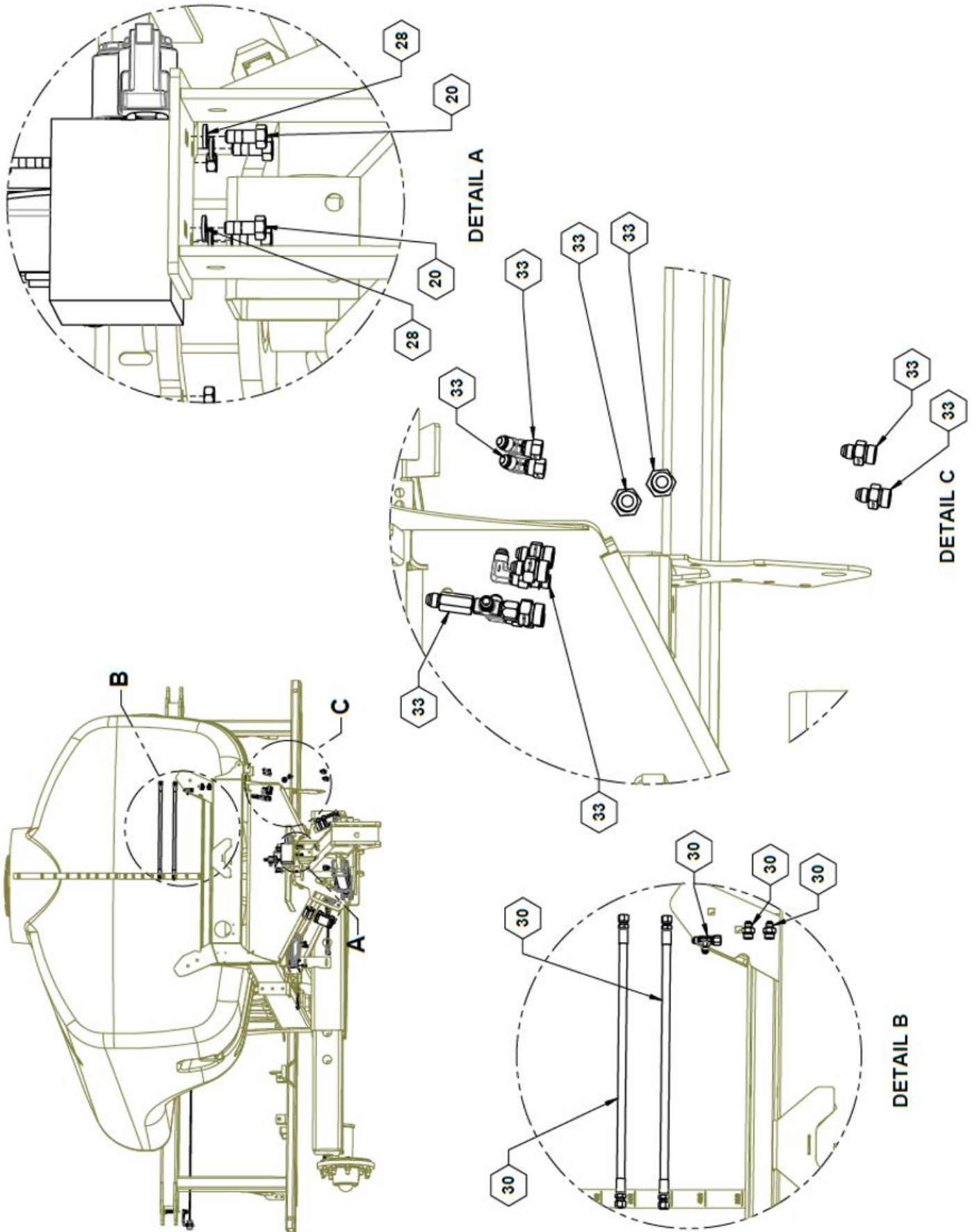


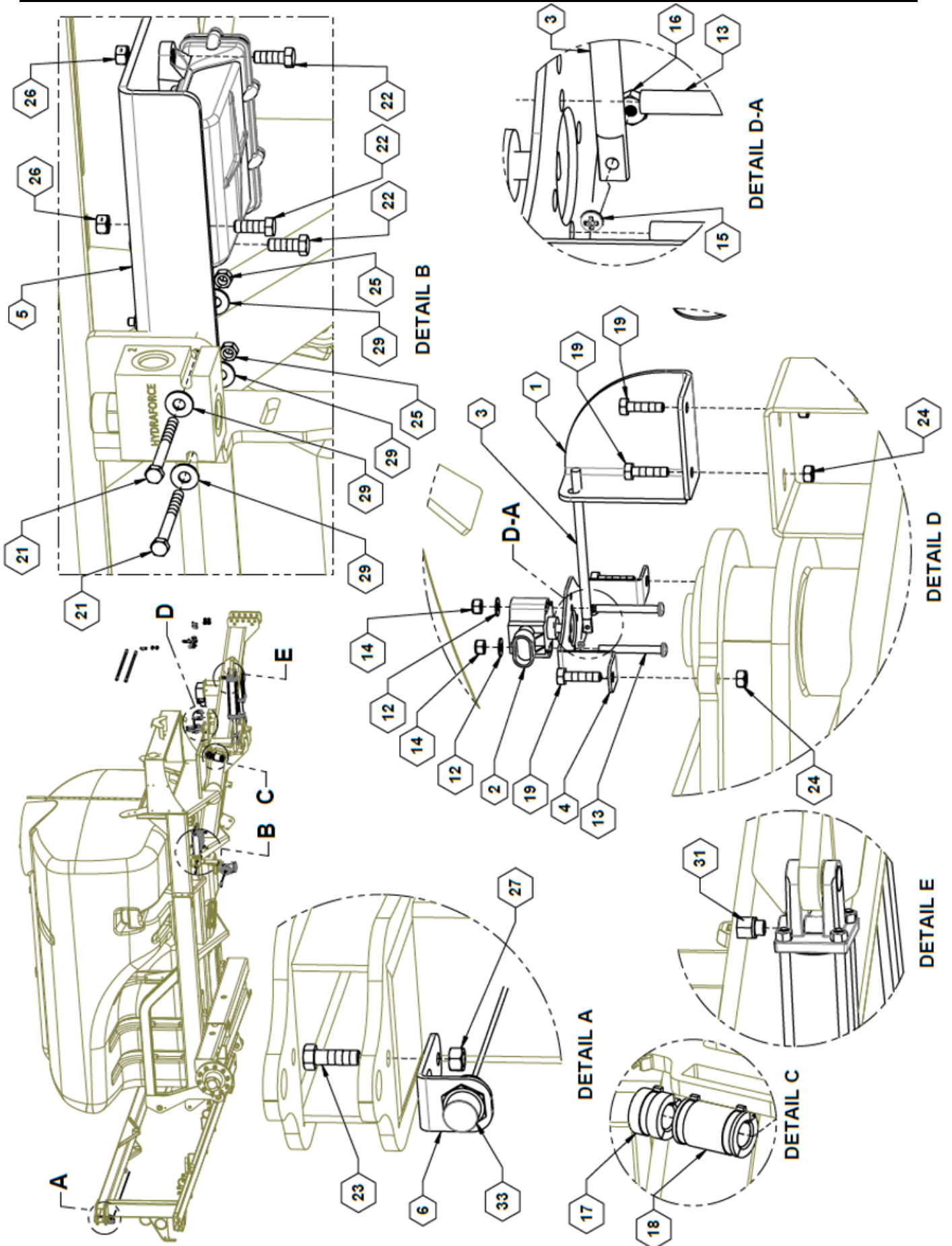
EXPLODED VIEW



ASSEMBLED VIEW







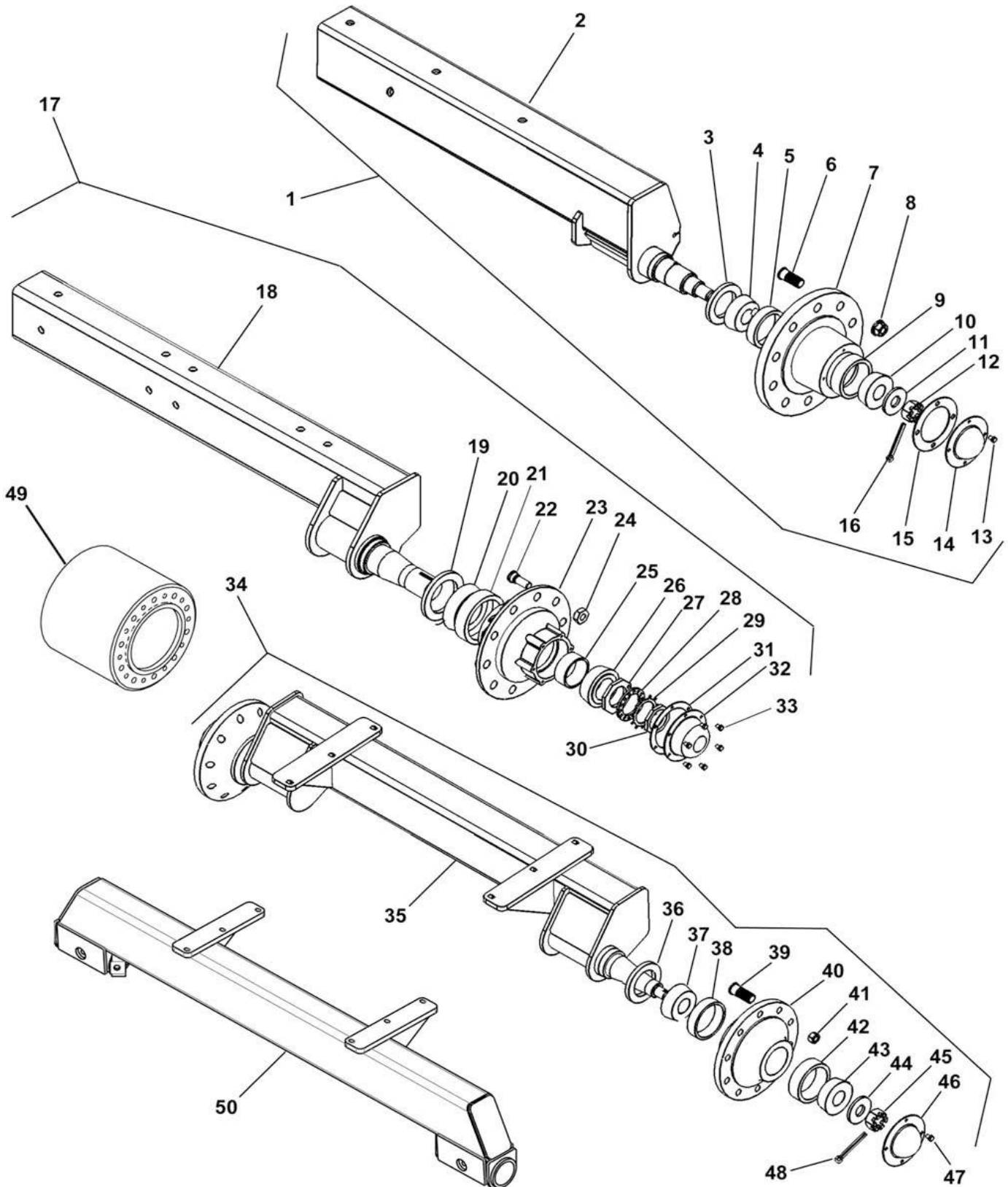


ILLUSTRATED PARTS LIST

Parts List 35762: Steerable Hitch Components

ITEM	PART NO.	DESCRIPTION	QTY.
1	21273	INDICATOR, STEERABLE HITCH	1
2	21495	180 ROTARY SENSOR	1
3	22906	ROD, ROTARY SENSOR LEVER	1
4	26190	MOUNT, SENSOR	1
5	26327	MOUNT, RAVEN NODE	1
6	26494	PLATE, PROX MOUNT	1
7	530019	GASKET, 2.00 EPDM	2
8	530110	MANIFOLD TEE, 2"	1
9	530451	2" MANIFOLD PLUG W/ 3/8" PORT	1
10	530460	FITTING. 3/8INCHMPT X 1/4INCHFPT REDUCER	1
11	540002	CLAMP, FP WORM SCREW, 2.00	2
12	590272	WASHER SAE #10 SS18-8	2
13	590273	SCREW PHIL 10-24 X 1.75 SS18-8	2
14	590274	NUT NYLON 10-24 SS18-8	2
15	590275	SCREW PHIL 3-48 X .625 SS18-8	1
16	590276	NUT NYLON 3-48 SS18-8	1
17	590414	CYLINDER STOP, 2"	2
18	590415	CYLINDER STOP, 4.25"	2
19	596102M	BOLT, HH 1/4-20 X 1 GR5 MAGNI	6
20	596114M	BOLT, HH 5/16-18X3/4 GR5 MAGNI	4
21	596120M	BOLT, HH 5/16-18X3.5 GR5 MAGNI	2
22	596128M	BOLT, HH 3/8-16 X 1 GR5 MAGNI	3
23	596153M	BOLT, HH 1/2-13X1-1/2 GR5 MAGNI	1
24	596235M	NUT, CENTERLOCK, 1/4-20 MAGNI	6
25	596236M	NUT, CENTERLOCK, 5/16-18 MAGNI	2
26	596237M	NUT, CENTERLOCK 3/8-16 MAGNI	3
27	596239M	NUT, CENTERLOCK, 1/2-13 MAGNI	1
28	596249M	LOCKWASHER 5/16 MAGNI	4
29	596257M	WASHER, FLAT 5/16 USS MAGNI	4
30	600116	HOSE KIT, STEERABLE HITCH DUAL CYL UPDATE	1
31	610095	.093 ORIFICE FITTING	2
32	620103		2

Axles





ILLUSTRATED PARTS LIST

Parts List: Axles

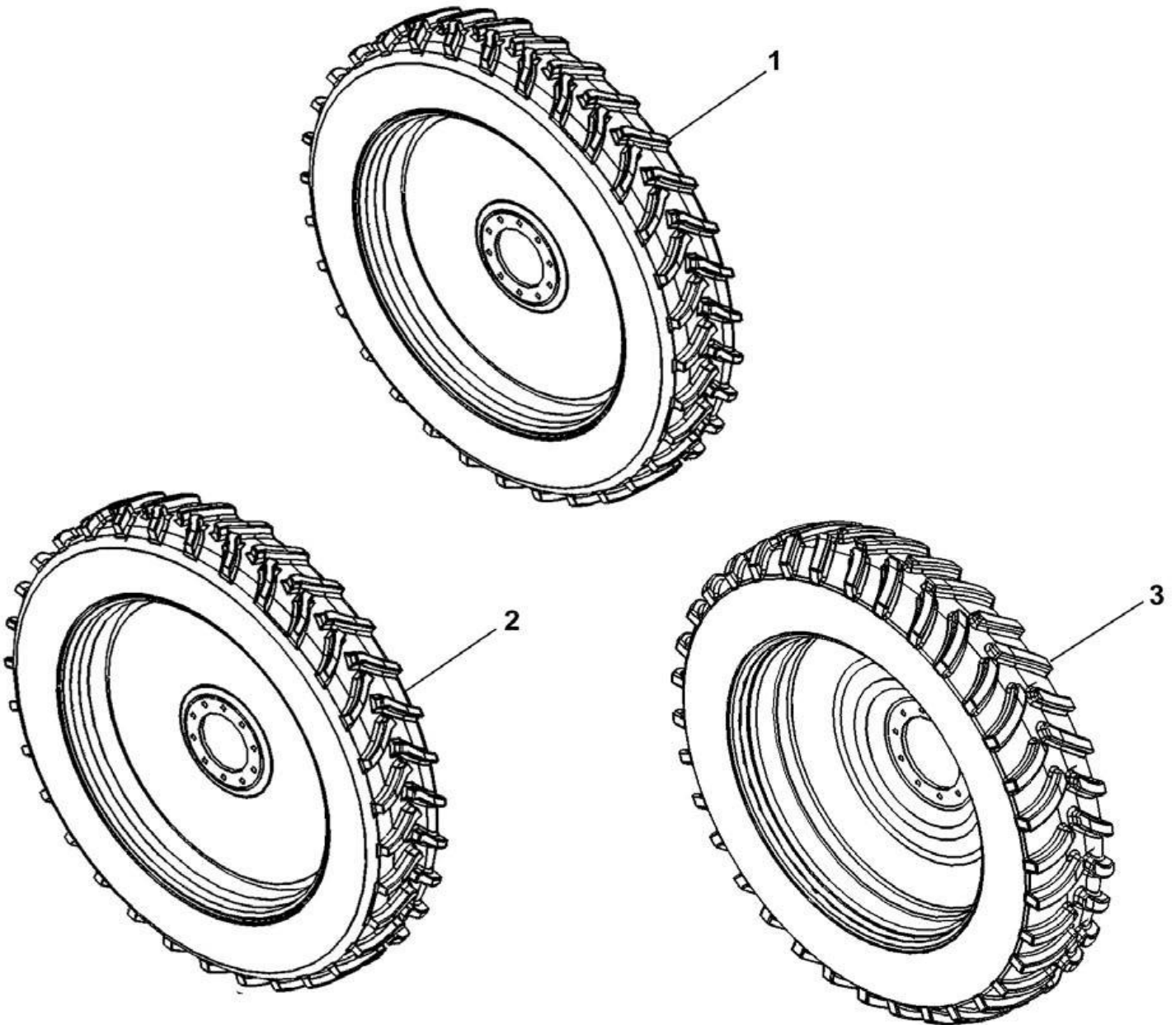
ITEM	VENDOR PART #	PART #	DESCRIPTION	QTY.
1		13586	AXLE ASSEMBLY 10 BOLT (INC 2 - 16) 15,000#	2
2		13518	TRAILER NARROW AXLE SUB WELD 3-3/8" SPINDLE	2
3	946275	730013	SEAL 873 SERIES HUB 15,000# 9/64	2
4	NI-910398/332752	730011	CONE INNER 873 SERIES HUB	2
5	NI-910397/133462		CUP INNER 873 SERIES HUB	2
6	NI-953033	1683	STUD WHEEL	20
7	NI-289121	730002	HUB 10 BOLT W/CUPS 873 SERIES HUBS 15,000#	2
8	NI-913571	730051	NUT WHEEL	20
9	NI-910332/453A	1679	CUP OUTER	2
10	NI-910334/460	1681	CONE OUTER	2
11	NI-913632	1688	WASHER SPINDLE	2
12	NI-912969	730014	NUT SPINDLE 1.25-12 TPI	2
13	NI-9052148	113	BOLT HH 5/16 X 1/2 GR5 ZP	8
14	1682	730072	HUB CAP Q-871 HUB	2
15	1686	730016	GASKET HUB CAP	2
16	NI-905944	1690	COTTER PIN	2
17		10900	AXLE ASSEMBLY 2400 GALLON TANK (INC 18 - 33) 19,000#	2
18		10901	AXLE, SINGLE 2400 GALLON TANK	2
19	513-0541	730051	SEAL GREASE CR40108	2
20	501-0663	730047	BEARING, INNER 663	2
21	511-0653		CUP, INNER 653	2
22	54101216		WHEEL STUD	20
23	51001900	730071	HUB 10 BOLT 19,000 LB	2
24	55001216	730049	WHEEL NUT	20
25	511-2011		CUP, OUTER HM212011	2
26	512-2049	730064	BEARING, OUTER HM212049	2
27	515-1918	730063	INNER LOCK NUT	2
28	514-1900	730062	INNER LOCK WASHER	2



ILLUSTRATED PARTS LIST

29	514-1884		OUTER LOCK WASHER	2
30	515-1892		OUTER LOCK NUT	2
31	563-3600-HG		GASKET, HUB CAP	2
32		113	BOLT HH 5/16 X 1/2 GR5 ZP	12
33	563-3600	730046	HUB CAP	2
34		10913	AXLE ASSEMBLY 10 BOLT DUALS 60"-120" TW (INC 33 - 45) 20,000#	1
34	NOT ILLUSTRATED	10907	AXLE ASSEMBLY 10 BOLT DUALS 80"-132" TW (INC 33 - 45) 20,000#	1
34	NOT ILLUSTRATED	10910	AXLE ASSEMBLY 10 BOLT DUALS 80"-120" TW (INC 33 - 45) 20,000#	1
35		10917	TRAILER AXLE 30" ROW	1
35	NOT ILLUSTRATED	10908	TRAILER AXLE 22" ROW	1
35	NOT ILLUSTRATED	10911	TRAILER AXLE 20" ROW	1
36	NI-906979	730041	SEAL	2
37	NI-910346	730043	CONE INNER	2
38	NI-910334	730012	CUP INNER	2
39	NI-953035		STUD WHEEL	20
40	NI-281171	730060	HUB 10 BOLT 20,0003	2
41	NI-913571	730051	NUT WHEEL	20
42	NI-910384	1679	CUP OUTER	2
43	NI-910347	730037	CONE OUTER	2
44	NI-913632	730040	WASHER SPINDLE	2
45	NI-913571	730051	NUT	2
46	NI-909921	730038	HUB CAP	2
47	NI-9052148	113	BOLT HH 5/16 X 1/2 GR5 ZP	8
48	NI-905944	730042	COTTER PIN	2
49		710030	SPACER 30" ROW 13.75" OAL	2
49	NOT ILLUSTRATED	710032	SPACER 22" ROW 7" OAL	2
49	NOT ILLUSTRATED	710031	SPACER 20" ROW 5" OAL	2
50		21370	AXLE, TRACKS	1

Tires



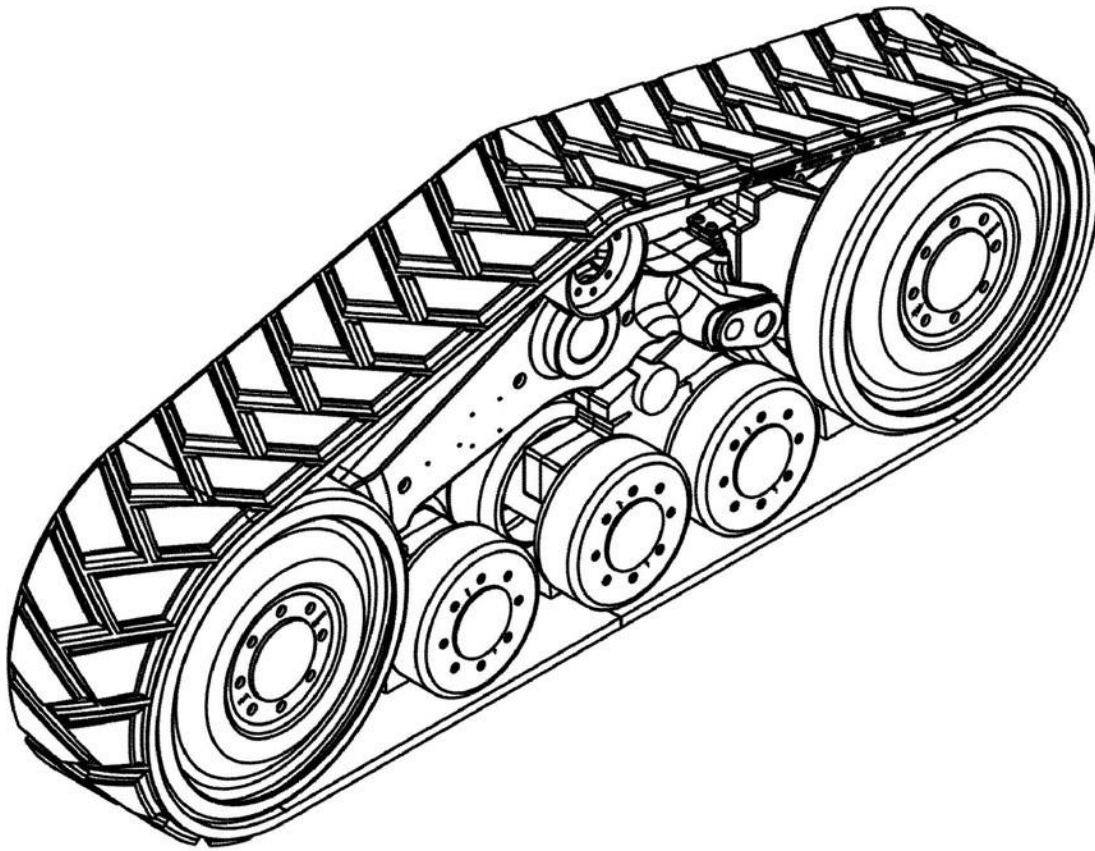


ILLUSTRATED PARTS LIST

Parts List: Tires

ITEM	VENDOR PART #	FAST PART #	DESCRIPTION	9518	9524
1	TT-512318057201R	700002	380/90R46 YELLOW RH	1	
1	TT-512318057201L	700003	380/90R46 YELLOW LH	1	
1	TT-5123180040701L	700001	380/90R46 SILVER LH	1 OPT/RED	
1	TT-5123180040701R	700000	380/90R46 SILVER RH	1 OPT/RED	
2	TT-05190210057201L	700018	W /480/80R42 162A 8 R1		1
2	TT-05190210057201R	700019	W /480/80R42 162A 8 R1		1
2	TT-05190210040701L	700016	480/80R42 LOAD R A 162		1 OPT/RED
2	TT-05190210040701R	700017	480/80R42 LOAD R A 162		1 OPT/RED
3	TT05197700040701L	700040	TIRE L 320/90R46 148 S ILVER DUAL	2 OPT/RED	2 OPT/RED
3	TT05197700040701R	700041	TIRE R 320/90R46 148 S ILVER DUAL	2 OPT/RED	2 OPT/RED
3	TT05197700057201R	700032	TIRE R 320/90R46 148 Y ELLOW DUAL	2 OPT.	2 OPT.
3	TT05197700057201L	700033	TIRE L 320/90R46 148 Y ELLOW DUAL	2 OPT.	2 OPT.
3	TT-5193450057201L	700020	380/90R46 YELLOW LH DUAL	2 OPT.	2 OPT.
3	TT-5193450057201R	700021	380/90R46 YELLOW RH DUAL	2 OPT.	2 OPT.
3	TT-5193450040701L	700034	380/90R46 SILVER LH DUAL	2 OPT/RED	2 OPT/RED
3	TT-5193450040701R	700035	380/90R46 SILVER RH DUAL	2 OPT/RED	2 OPT/RED

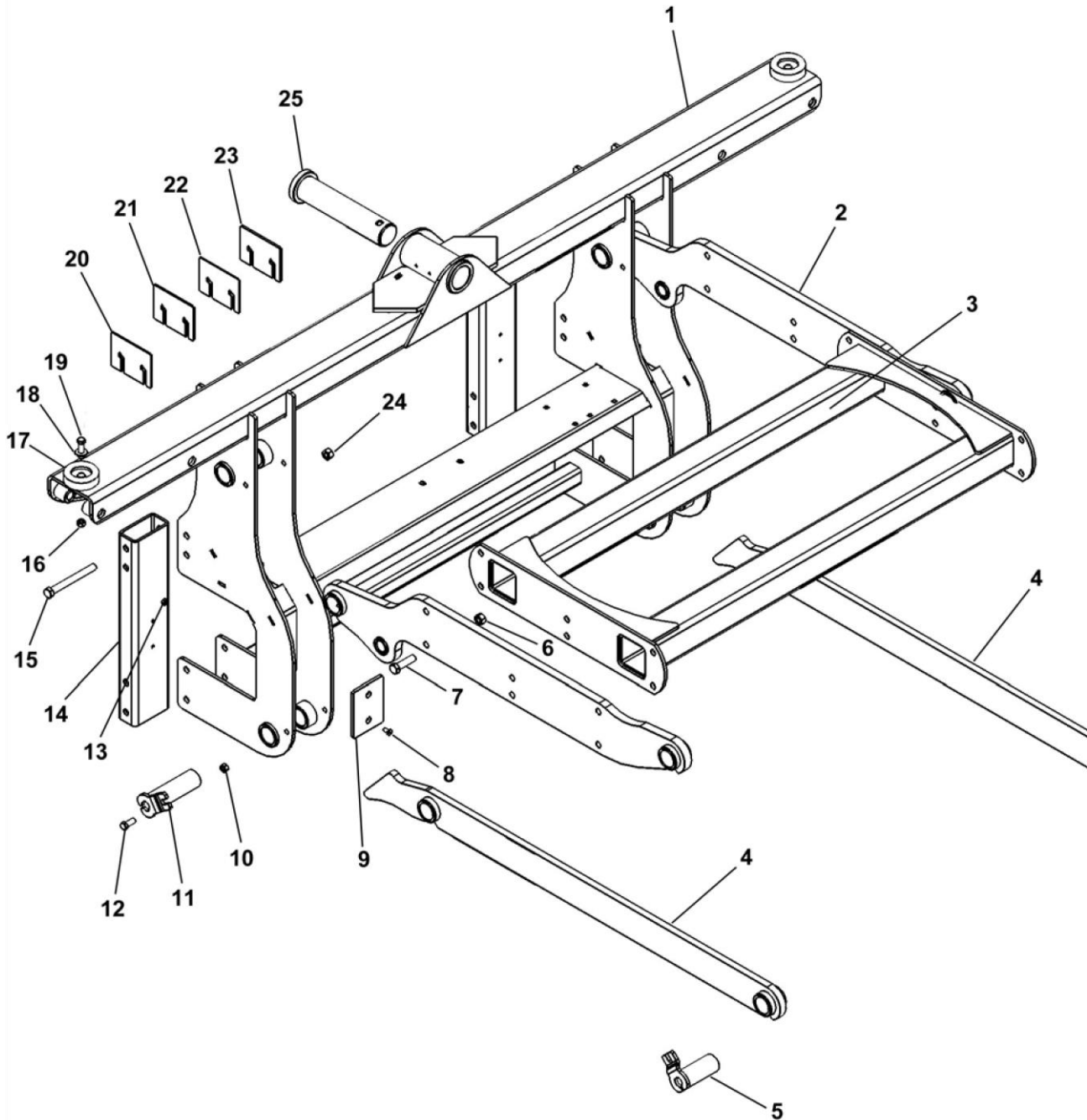
Camso Tracks



Parts List: Camso Tracks

ITEM	PART NO.	QTY.	DESCRIPTION
1	700206	AR	CAMSO TTS 40-1511, GREY
1	700202	AR	CAMSO TTS 40-1511, YELLOW
1	800259	1	DECAL, CAUTION - TRACK FIRE

Parallel Link & Interior Pivot (H-Brace)



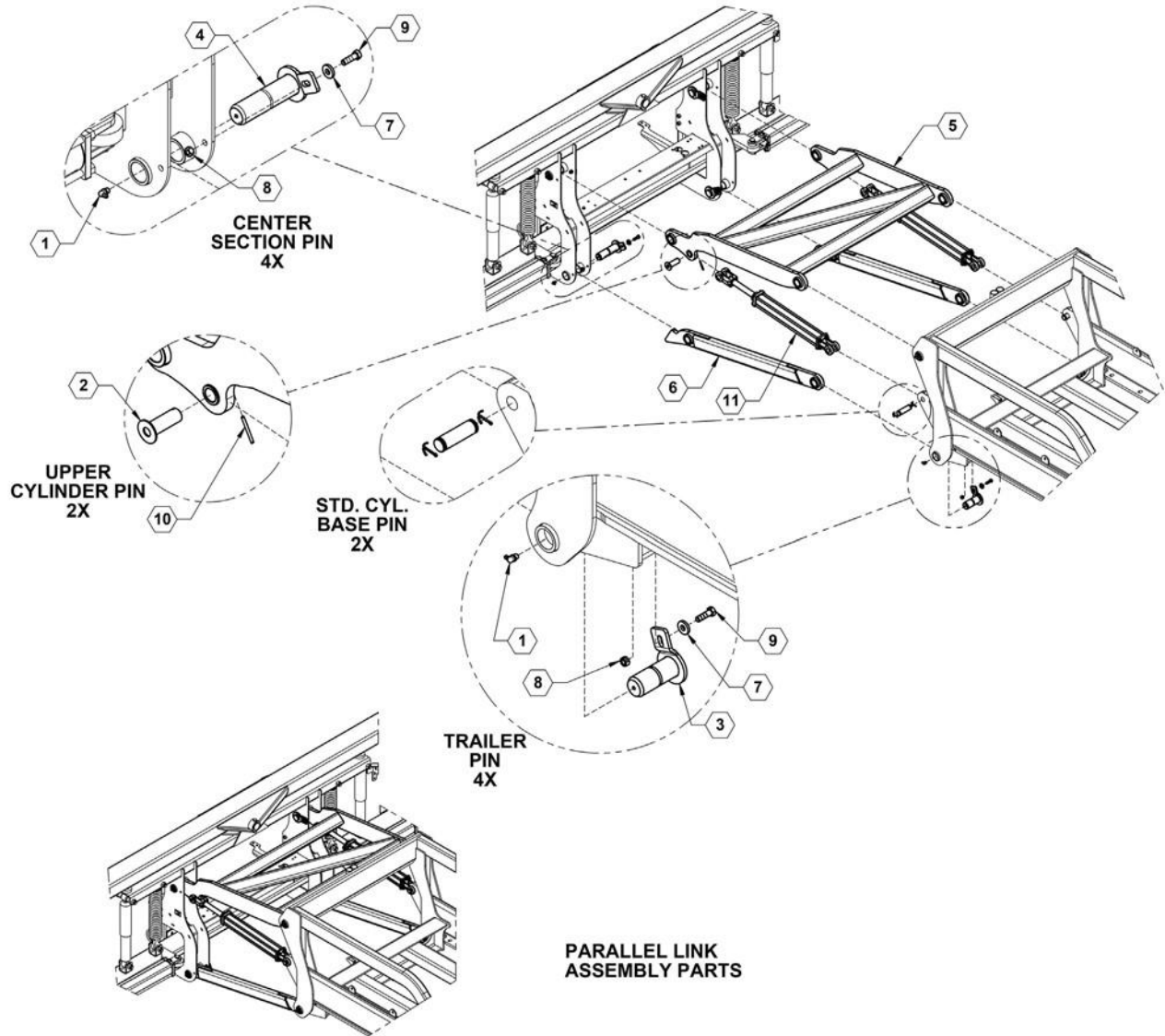


ILLUSTRATED PARTS LIST

Parts List: Parallel Link & Interior Pivot (H-Brace)

ITEM	VENDOR PART NO.	PART NO.	QTY.	DESCRIPTION
1		13806	1	INTERIOR PIVOT
2		13803	2	UPPER LINK WELDMENT
3		14790	1	H BRACE
4		14795	2	LOWER LINK WELDMENT
5		13871	1	PIN TRAILER PIVOT
6		239	12	NUT HEX 1/2" CENTERLOCK
7		154	12	BOLT HEX HEAD 1/2 X 2 GR5 ZP
8		671	8	BOLT FLAT HEAD 1/4 X 5/8 BLACK
9		590097	4	RUB PLATE
10		237	6	NUT HEX HEAD 3/8" CENTERLOCK
11		13872	4	CRADLE PIN
12		129	8	BOLT HH 3/8 1-1/2 GR5 ZP
13		235	8	NUT HEX 1/4" CENTERLOCK ZP
14		13883	2	TUBE INTERIOR PIVOT LOCK
15		160	8	BOLT HEX HEAD 1/2 X 5 GR5 ZP
16		237	10	NUT HEX HEAD 3/8" CENTERLOCK
17	B1	59026	2	RUBBER BUMPER
18		258	2	WASHER FLAT 3/8" ZP
19		129	2	BOLT HH 3/8 1-1/2 GR5 ZP
20		11265	AR	SHIM RUB PLATE 12 GA
21		11266	AR	SHIM RUB PLATE 10 GA
22		11267	AR	SHIM RUB PLATE 7 GA
23		11942	AR	SHIM RUB PLATE 14 GA
24		239	8	NUT HEX 1/2" CENTERLOCK
25		13870	1	PIN CENTER INTERIOR PIVOT
NS		759	10	GREASE ZERK 1/4-28 TPI ZP

Parallel Link Assembly (Macho Link)



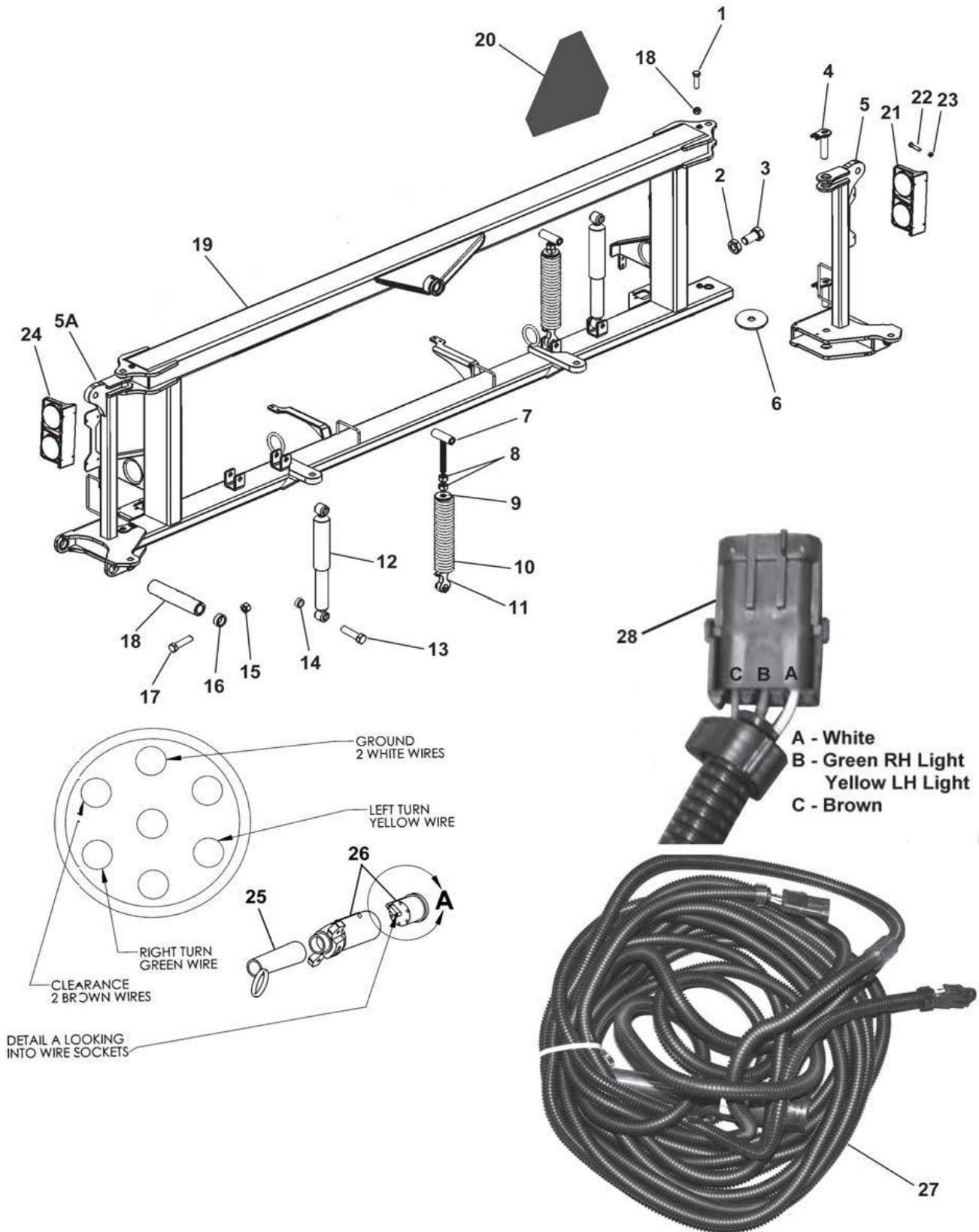


ILLUSTRATED PARTS LIST

Parts List: Parallel Link Assembly (Macho Link)

ITEM	PART NO.	QTY.	DESCRIPTION
1	761	8	ZERK, 90, 1/4" STRAIGHT PIPE
2	11629	2	CRADLE CYLINDER PIN
3	13871	4	PIN
4	13872	4	PIN
5	14790	1	LITE MACHO UPPER LINK
6	14795	2	LITE LINK, LOWER
7	530309	8	WASHER, FLAT HEADY 13/32 X 1
8	596237M	8	NUT, CENTERLOCK 3/8 MAGNI
9	596635M	8	BOLT, HH 3/8-16 X 1-1/4 MAGNI
10	596746M	2	SPRING PIN 5X50mm MAGNI
11	620019	2	CYLINDER 20TD16-112 MAIN LIFT

12' Center Section (Dry Boom)



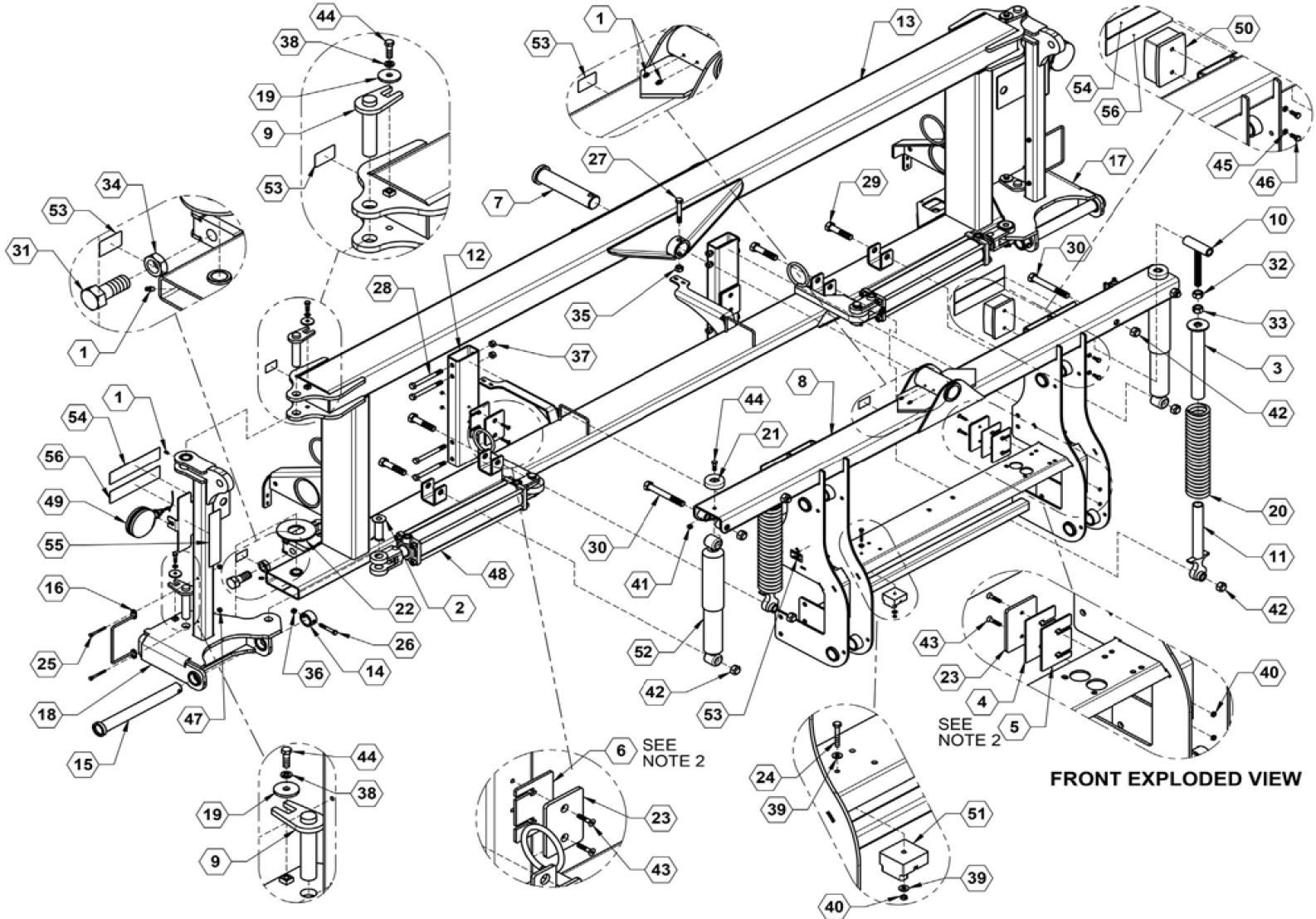


ILLUSTRATED PARTS LIST

Parts List: 12' Center Section (Dry Boom)

ITEM	VENDOR PART NO.	PART NO.	QTY.	DESCRIPTION
1		128	4	BOLT HH 3/8 X 1 GR5 ZP
2		226	2	NUT HEX HEAD JAM 1" ZP
3		198	2	BOLT HEX HEAD 1 X 2 GR5 ZP
4		13886	4	WING PIVOT PIN
5		21353L	1	WING PIVOT LEFT
5A		21353R	1	WING PIVOT RIGHT
6		13891	2	WASHER UHMW POLY
7		13875	2	SPRING ADJUSTMENT EYEBOLT
8		217	4	NUT HH 3/4" ZP
9		7442	2	OUTER SPRING MOUNT
10	FX-FV0006656	590011	2	SPRING CENTER SECTION
11		13876	2	INNER SPRING MOUNT
12	66833	790011	2	SHOCK CENTER SECTION
13		187	8	BOLT HH 3/4 X 3-1/2" GR5 ZP
14		241	8	NUT HH 3/4" CENTERLOCK ZP
15		237	2	NUT 3/8 CENTER LOCK ZP
16		14296	2	COLLAR, PIN RETAINER
17		131	2	BOLT HH 3/8 X 2-1/2" GR5 ZP
18		14300	2	MAIN WING PIVOT PIN
19		13801	1	CENTER SECTION, 12' WIDE, DRY BOOM
20		790017	1	SMV
21		740001	1	LIGHTS LEFT SIDE
22		102	8	BOLT HH 1/4 X 1" GR5 ZP
23		767	8	NUT HH 1/4" WHIZLOCK
24		740002	1	LIGHTS RIGHT SIDE
NS		256	8	1/4" FLAT WASHER USED ON #22
25	WA-37678		1	SPRING CABLE GUIDE
26	WA-37673		1	7-PIN ELECTRICAL CONNECTOR
27	DA-1528	740007	1	WARNING LIGHT HARNESS
28	WA-38044		2	WEATHER PACK 3-PIN SHROUD

12' Center Section, 60-100' Boom





ILLUSTRATED PARTS LIST

Parts List: 12' Center Section, 60-100' Boom

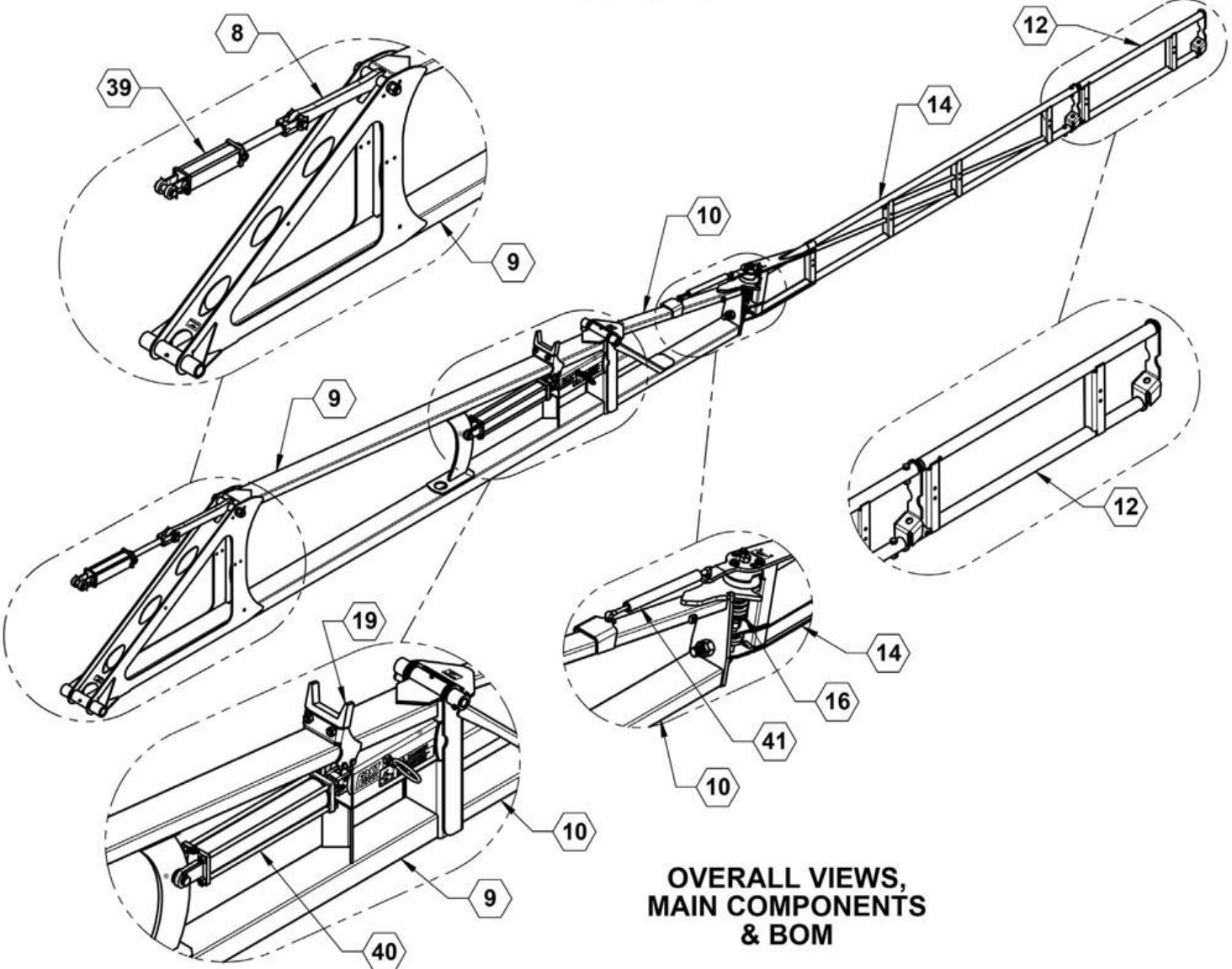
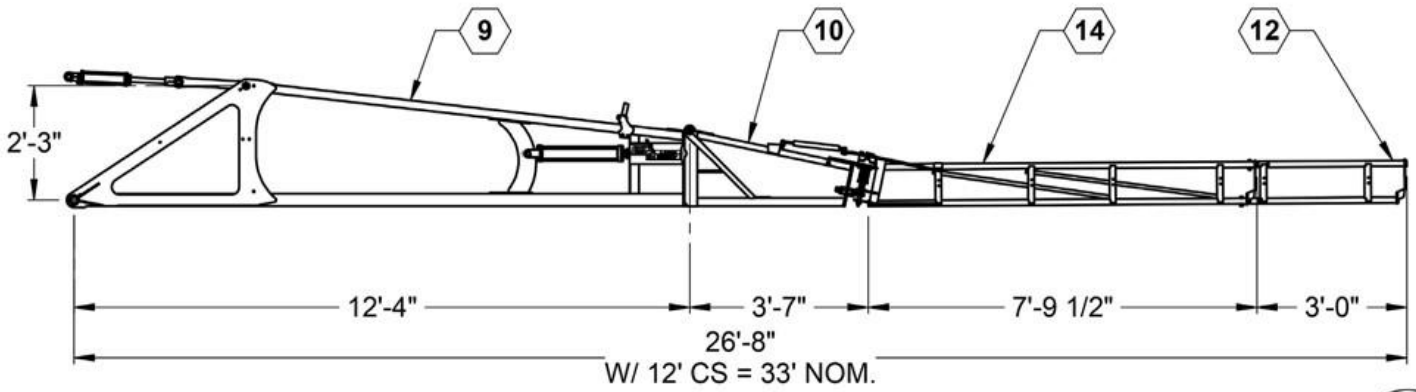
ITEM	PART NO.	QTY.	DESCRIPTION
1	759	6	ZERK, 1/4-28 STRAIGHT
2	28111	2	1" CYLINDER PIN
3	7442	2	OUTER SPRING GUIDE
4	11265	2	SHIM, RUB PLATE 12 Ga
5	11266	2	SHIM, RUB PLATE 10 Ga
6	11267	2	SHIM, RUB PLATE 7Ga
7	13304	1	PIN, CENTER PIVOT
8	13806	1	CRADLE, WELDMENT
9	13874	4	PIN, WING PIVOT
10	13875	2	ADJUSTER, SPRING
11	13876	2	BASE, SPRING MT
12	13883	2	TUBE, CRADLE LOCK
13	14200	1	CENTER SECTION, 12' WIDE, STANDARD WET BOOM
14	14296	2	BUSHING WITH HOLE
15	14300	2	PIN, MAIN WING
16	18267	2	BOLT ON HOSE HOLDER
17	21353L	1	PIVOT, WING LH
18	21353R	1	PIVOT, WING, RH
19	530308	4	WASHER, HEAVY 13/32 X 1 5/8
20	590011	2	CENTER SECTION SPRING
21	590026	2	BUMPER, 1X2-1/2 RUBBER ROUND
22	590042	2	WASHER, 2 1/8" ID THRUST
23	590097	4	RUB PLATE
24	596104M	1	BOLT, HH 1/4-20X1-3/4 GR5 MAGNI
25	596105M	4	BOLT, HH 1/4-20X2-1/2 GR5 MAGNI
26	596131M	2	BOLT, HH 3/8-16X2-1/2 GR5 MAGNI
27	596157M	1	BOLT, HH 1/2X3-1/2 GR5 MAGNI



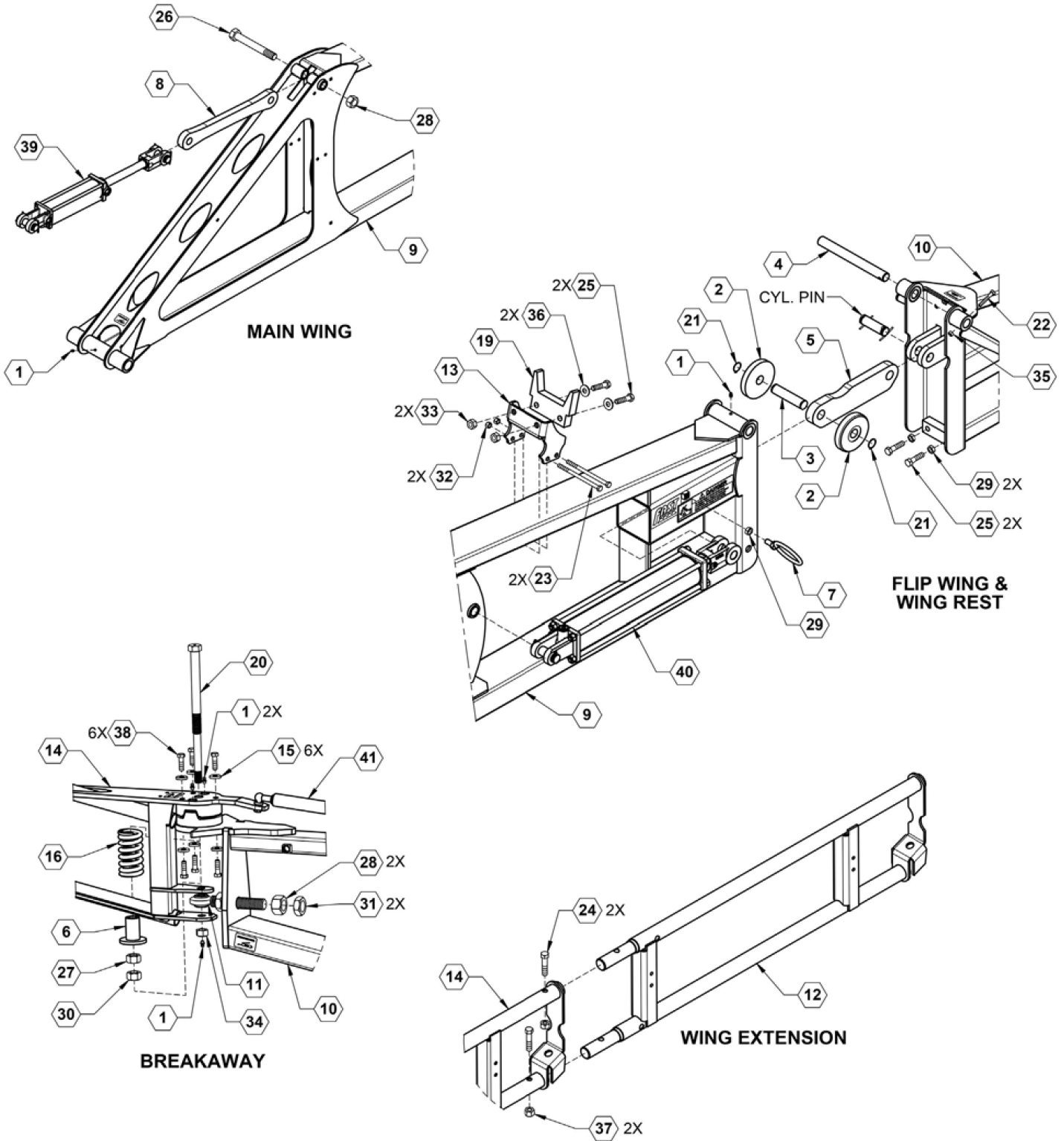
ILLUSTRATED PARTS LIST

28	596160M	8	BOLT, HH 1/2X5 GR5 MAGNI
29	596187M	4	BOLT, HH 3/4-10X3-1/2 GR5 MAGNI
30	596192M	4	BOLT, HH 3/4-10X6 GR5 MAGNI
31	596199M	2	BOLT, HH 1-8X2-1/2 GR5 MAGNI
32	596217M	2	NUT, HEX 3/4-10 G5 MAGNI
33	596225M	2	NUT, HEX JAM 3/4-10 GR8 MAGNI
34	596226M	2	NUT, HEX JAM 1-8 MAGNI
35	596231M	1	NUT, HEX NYLOCK 1/2-13 MAGNI
36	596237M	2	NUT, CENTERLOCK 3/8-16 MAGNI
37	596239M	8	NUT, CENTERLOCK, 1/2-13 MAGNI
38	596250M	4	LOCKWASHER 3/8 MAGNI
39	596256M	2	WASHER, FLAT 1/4 USS MAGNI
40	596622M	9	NUT, TOPLOCK 1/4-20 MAGNI
41	596624M	2	NUT, TOPLOCK 3/8-16 MAGNI
42	596626M	8	NUT, TOPLOCK 3/4-10 G5 MAGNI
43	596631M	8	FHSCS 1/4-20X1-1/4 MAGNI
44	596634M	6	BOLT, HH 3/8-16X1-1/4 GR8 MAGNI
45	596728M	4	LOCKWASHER 8MM MAGNI
46	596737M	4	BOLT, HH 8-1.25 X 20MM 8.8 MAGNI
47	596767M	4	NUT, HEX FLANGE 1/4-20 MAGNI
48	620057	2	CYLINDER, 30THC16.00-150
49	740024	2	LIGHT, AMBER, PEDESTAL. MOUNT
50	740025	2	LIGHT, RED SURFACE MOUNT ASSEMBLY
51	740031	1	LIGHT MODULE
52	790010	2	SHOCK, YELLOW 7400 120' CENTER
53	800014	7	DECAL, GREASE PIVOT POINTS
54	800109	4	DECAL, RED REFLECTOR
55	800110	2	DECAL, AMBER REFLECTOR
56	800111	2	DECAL, ORANGE REFLECTOR

Wings – 60 & 66 Foot Boom



**OVERALL VIEWS,
MAIN COMPONENTS
& BOM**



EXPLODED PARTS VIEWS



ILLUSTRATED PARTS LIST

Parts List: Wings – 60 & 66 Foot Boom

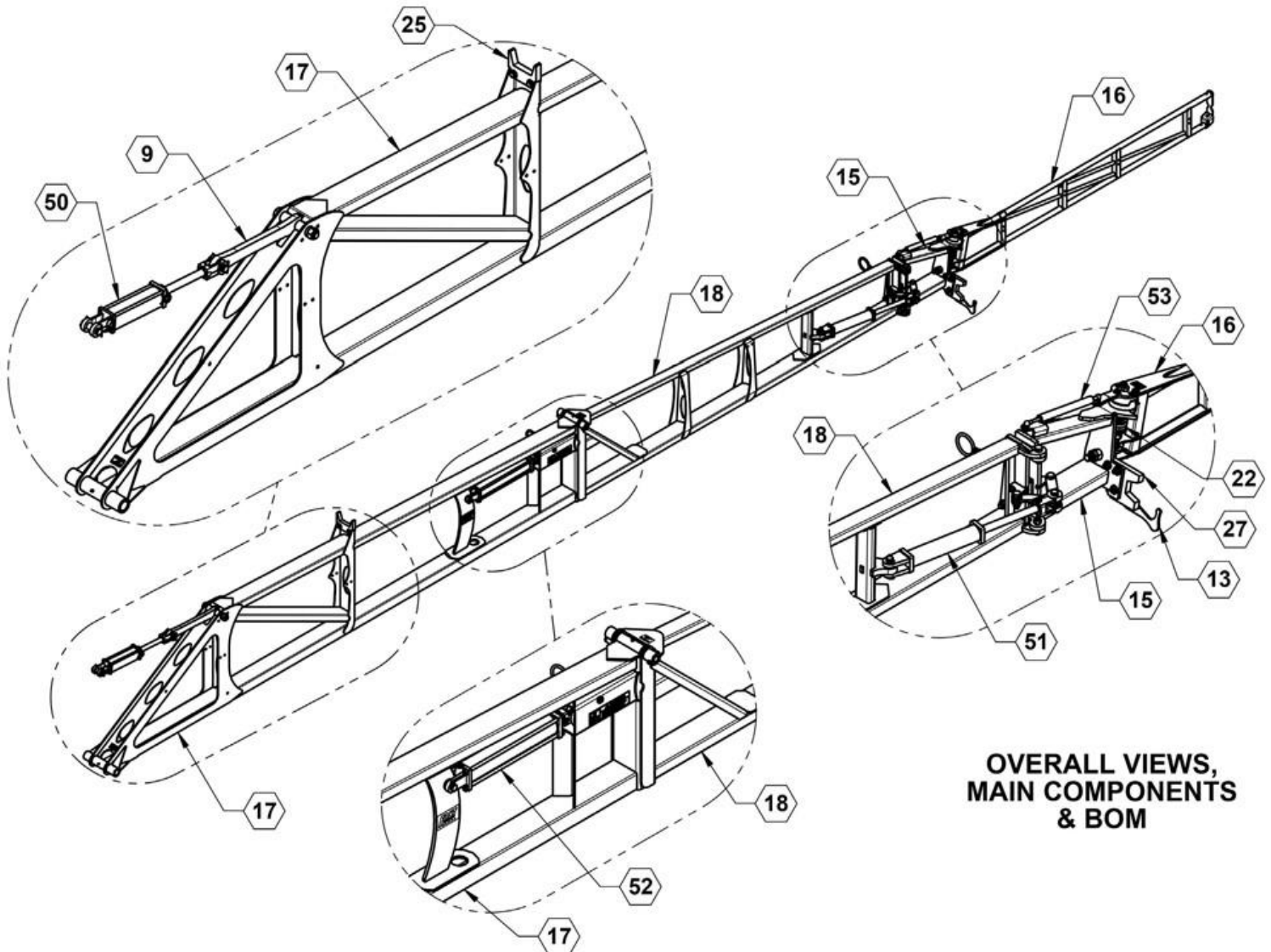
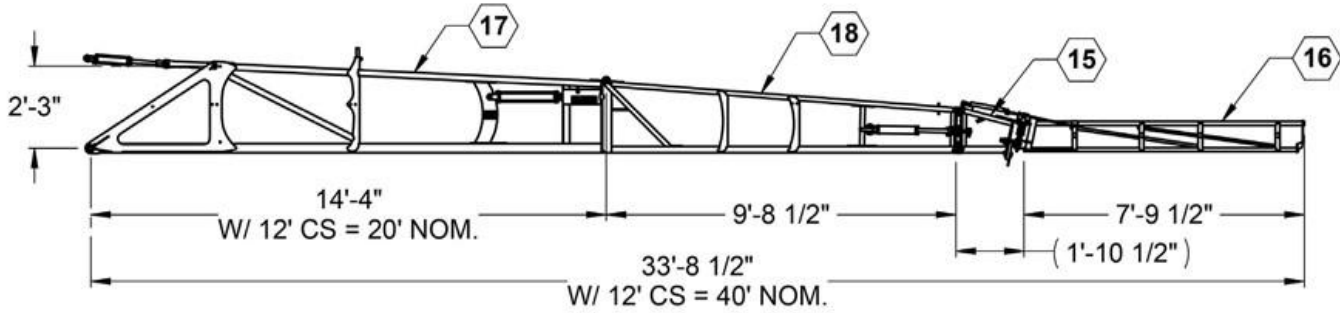
ITEM	PART NO.	QTY.	DESCRIPTION
1	759	5	ZERK, 1/4-28 STRAIGHT
2	7668	2	ROLLER, WING, MACHINED
3	7669	1	PIN, ROLLER, 1"
4	9468	1	PIN, FLIP WING
5	9514	1	ARM, FLIP WING
6	14013	1	SPRING GUIDE
7	14146	1	BRACKET, HOSE RING
8	14149	1	LINK, WING TILT
9	14205	1	WING, MAIN 60'
10	14215	1	60' & 66' WING, FLIP
10	14660	1	60' WING, FLIP, 9600N
10	14666	1	66' WING, FLIP, 9600N
11	14575	1	BALL JOINT, ADJUSTMENT
12	14627	1	3' ALUMINUM EXTENSION
13	14725	1	FLIP WING STOP MOUNT
14	18300	1	WLDMNT, 93" BREAKAWAY
15	530309	6	WASHER, FLAT HEAVY 13/32 X 1
16	590006	1	SPRING, COMPRESSION
19	590099	1	REST, WING
20	590112	1	BOLT, BREAKAWAY
21	590180	2	SNAP RING 1" EXTERNAL
22	596117M	1	BOLT, HH 5/16-18X2 GR5 MAGNI
24	596142M	2	BOLT, HH 7/16X2 GR5 MAGNI
25	596154M	4	BOLT, HH 1/2-13X2 GR5 MAGNI
26	596209M	1	BOLT, HH 1-8X7-1/2 GR5 MAGNI
27	596217M	1	NUT, HEX 3/4-10 G5 MAGNI
28	596218M	3	NUT, HEX 1-8 MAGNI



ILLUSTRATED PARTS LIST

29	596223M	3	NUT, HEX JAM 1/2-13 MAGNI
30	596225M	1	NUT, HEX JAM 3/4-10 GR8 MAGNI
31	596226M	2	NUT, HEX JAM 1-8 MAGNI
32	596229M	2	NUT, HEX NYLOCK 3/8-16 MAGNI
33	596231M	2	NUT, HEX NYLOCK 1/2-13 MAGNI
34	596232M	1	NUT, HEX NYLOCK 5/8-11 MAGNI
35	596236M	1	NUT, CENTERLOCK, 5/16-18 MAGNI
36	596260M	2	WASHER, FLAT 1/2 MAGNI
37	596625M	2	NUT, TOPLOCK 7/16-14 MAGNI
38	596633M	6	BOLT, HH 3/8-24X1-1/4 GR8 MAGNI
39	620023	1	CYLINDER, 25TD08-112 WING TILT
40	620057	1	CYLINDER, 30THC16.00-150 FLIP WING
41	790028	1	SHOCK, BREAKAWAY, HEAVY
	800014	4	DECAL, GREASE PIVOT POINTS
	800020	1	DECAL, FAST LOGO BLACK/GRAY
	800106	2	DECAL, DANGER-STAND CLEAR
	800110	3	DECAL, AMBER REFLECTOR

Wings – Tri-Fold 40/80 Foot Boom



**OVERALL VIEWS,
MAIN COMPONENTS
& BOM**



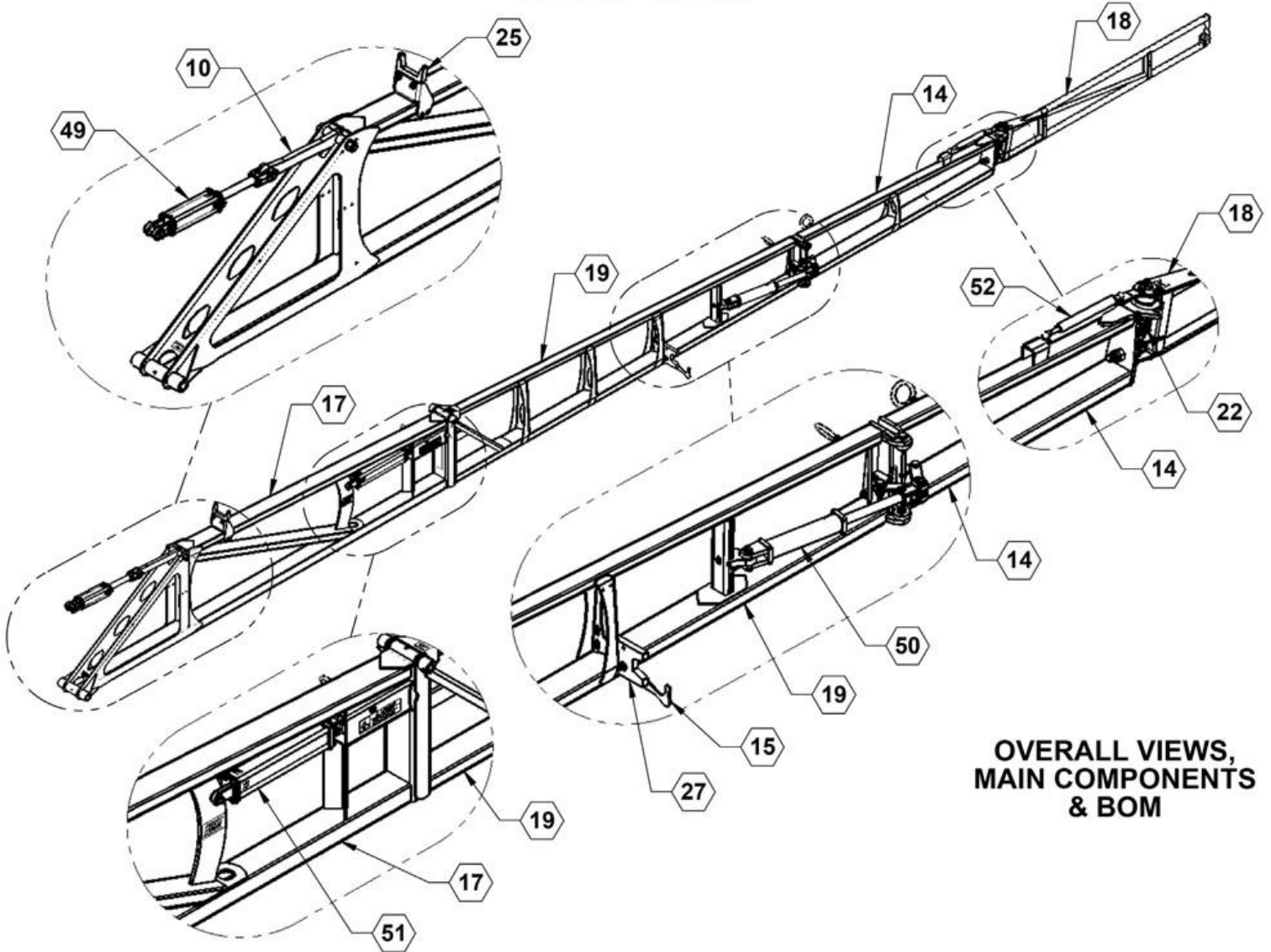
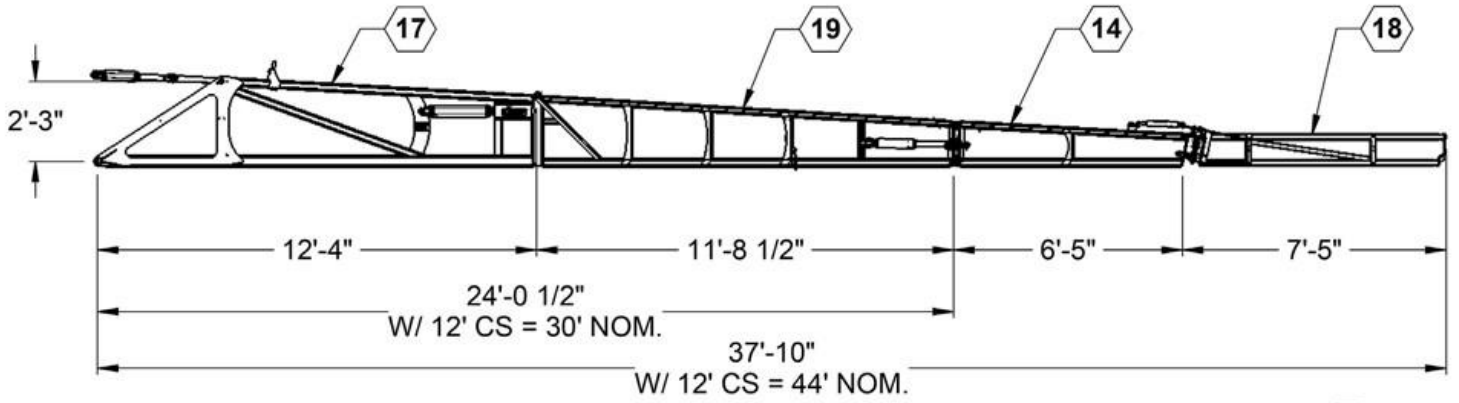
ILLUSTRATED PARTS LIST

Parts List: Wings – Tri-Fold 40/80 Foot Boom

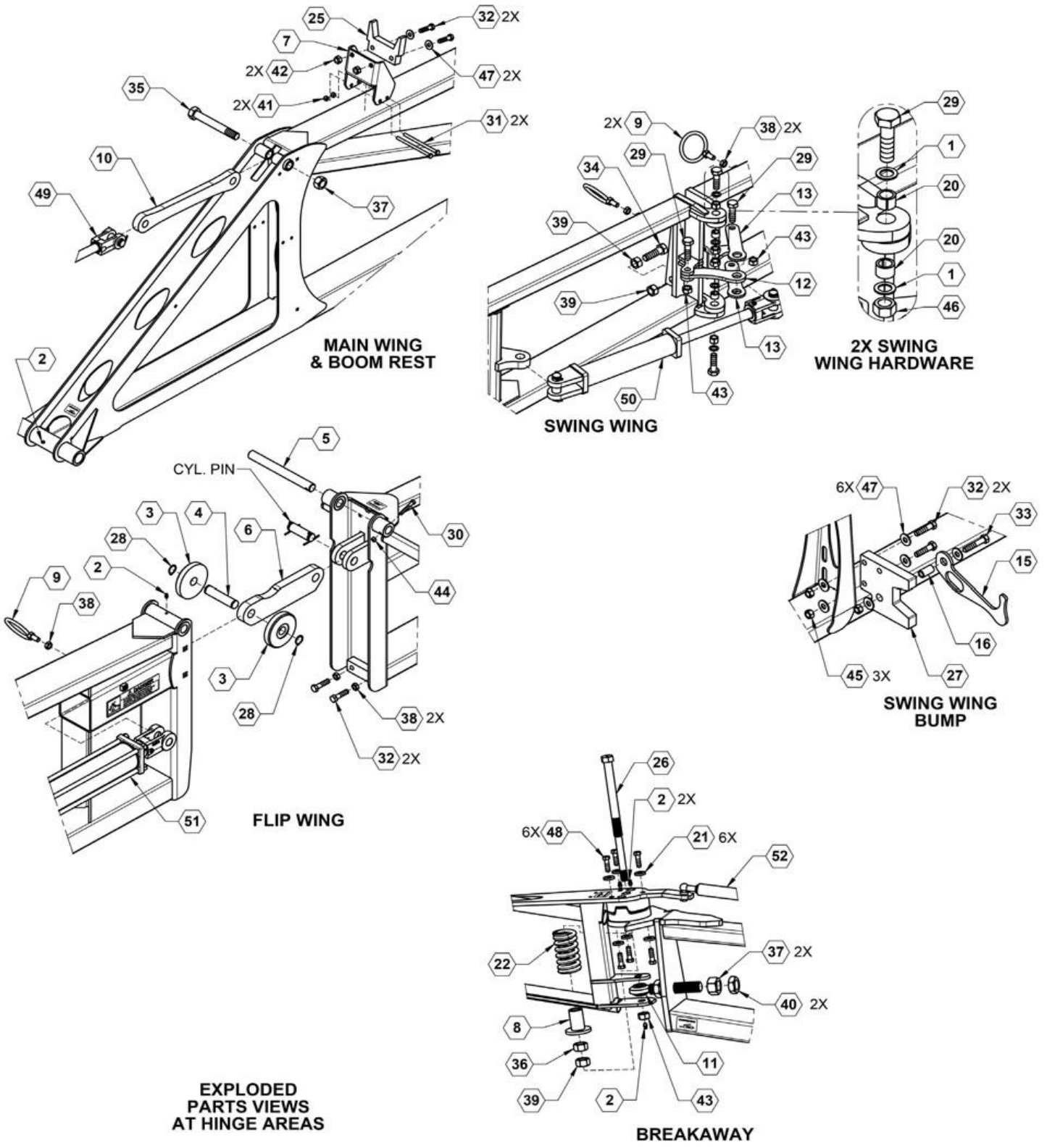
ITEM	PART NO.	QTY.	DESCRIPTION
1	568	4	BUSHING, MACHINED
2	759	5	ZERK, 1/4-28 STRAIGHT
3	7668	2	ROLLER, WING, MACHINED
4	7669	1	PIN, ROLLER, 1"
5	9468	1	PIN, FLIP WING
6	9514	1	ARM, FLIP WING
7	14013	1	SPRING GUIDE
8	14146	2	BRACKET, HOSE RING
9	14149	1	LINK, WING TILT
10	14575	1	BALL JOINT, ADJUSTMENT
11	14642	1	LINK, MIDDLE SCISSORS
12	14643	2	LINK, OUTSIDE SANDWICH
13	14746	1	LOCK, SWING WING
14	14747	1	SWING WING BUMP BUSHING
15	14825L	1	LH SWING WING, 80', 9600N
15	14825R	1	RH SWING WING, 80', 9600N
16	18300	1	WELDMENT, 93" BREAKAWAY
17	22970	1	WING, MAIN, 80' & 100' BOOM
18	22972L	1	WING, FLIP, LH, 80/40 FT BOOM
18	22972R	1	WING, FLIP, RH, 80/40 FT BOOM
19	530307	4	BUSHING, CONEX
20	530309	6	WASHER, FLAT HEAVY 13/32 X 1
21	540052	1	P-CLAMP, 3" W/3/8" HOLE
22	590006	1	SPRING, COMPRESSION
25	590099	1	REST, WING
26	590112	1	BOLT, BREAKAWAY
27	590405	1	BUMP, SWING WING
28	590180	2	SNAP RING 1" EXTERNAL
29	596846M	4	BOLT, SHOULDER, 5/8 X 1.25" MAGNI

ITEM	PART NO.	QTY.	DESCRIPTION
29	596845M	4	BOLT, SHOULDER, 5/8 X 1.63" MAGNI
30	596117M	1	BOLT, HH 5/16-18X2 GR5 MAGNI
31	596154M	4	BOLT, HH 1/2-13X2 GR5 MAGNI
32	596155M	3	BOLT, HH 1/2-13X2-1/2 GR5 MAGNI
33	596185M	1	BOLT, HH 3/4-10X2-1/2 MAGNI
34	596209M	1	BOLT, HH 1-8X7-1/2 GR5 MAGNI
35	596213M	1	NUT, HEX 3/8-16 MAGNI
36	596217M	2	NUT, HEX 3/4-10 G5 MAGNI
37	596218M	3	NUT, HEX 1-8 MAGNI
38	596223M	4	NUT, HEX JAM 1/2-13 MAGNI
39	596225M	2	NUT, HEX JAM 3/4-10 GR8 MAGNI
40	596226M	2	NUT, HEX JAM 1-8 MAGNI
41	596231M	2	NUT, HEX NYLOCK 1/2-13 MAGNI
42	596232M	3	NUT, HEX NYLOCK 5/8-11 MAGNI
43	596236M	1	NUT, CENTERLOCK, 5/16-18 MAGNI
44	596239M	3	NUT, CENTERLOCK, 1/2-13 MAGNI
45	596240M	2	NUT, CENTERLOCK, 5/8-11 MAGNI
46	596250M	1	LOCKWASHER 3/8 MAGNI
47	596260M	8	WASHER, FLAT 1/2 MAGNI
48	596592M	1	BOLT, CARRIAGE 3/8-16 X 1 MAGNI
49	596633M	6	BOLT, HH 3/8-24X1-1/4 GR8 MAGNI
50	620023	1	CYLINDER, 25TD08-112 WING TILT
51	620034	1	CYLINDER, 20TD10.00-112
52	620057	1	CYLINDER, 30THC16.00-150 FLIP WING

Wings – Tri-Fold 60/88 Foot Boom



**OVERALL VIEWS,
MAIN COMPONENTS
& BOM**





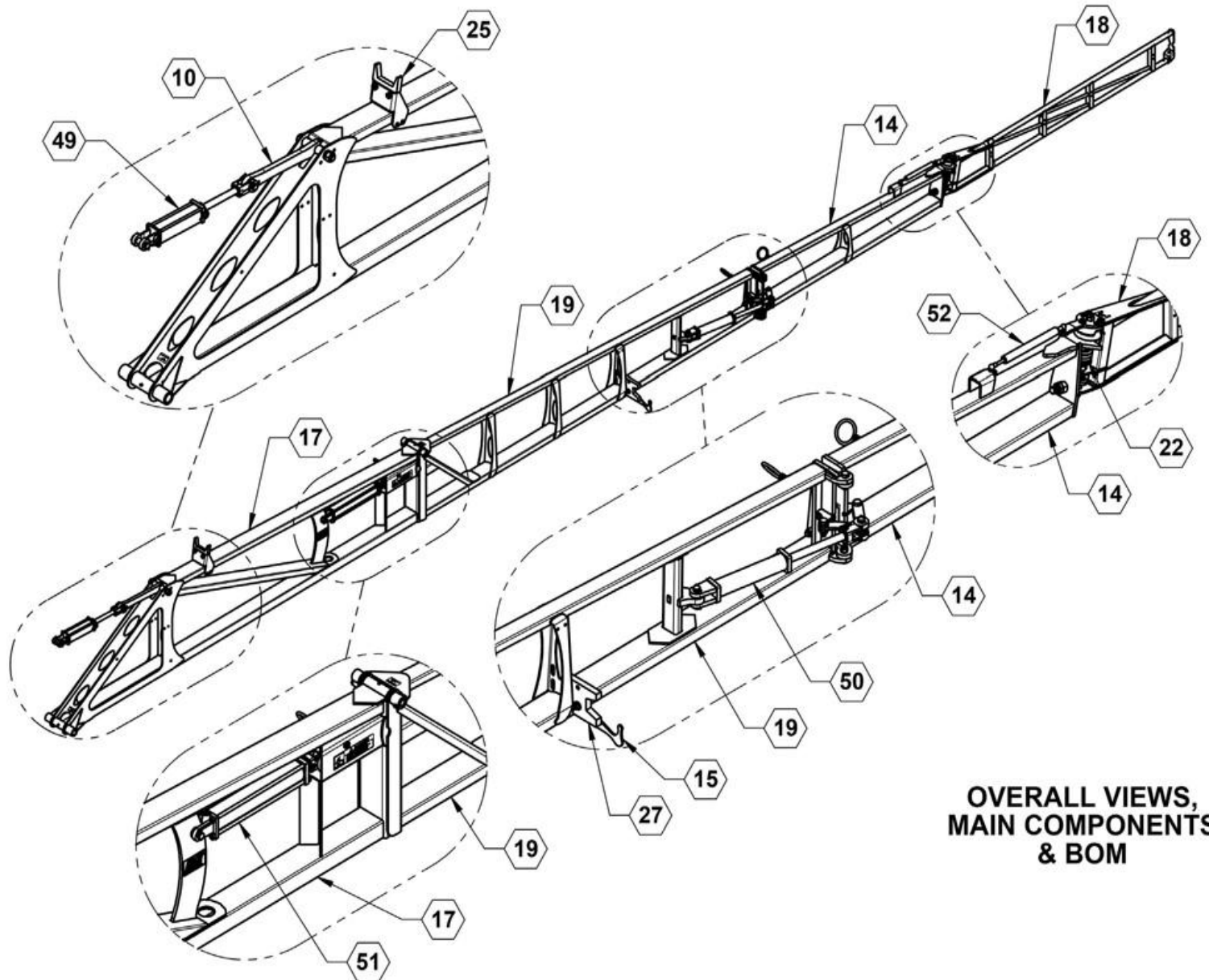
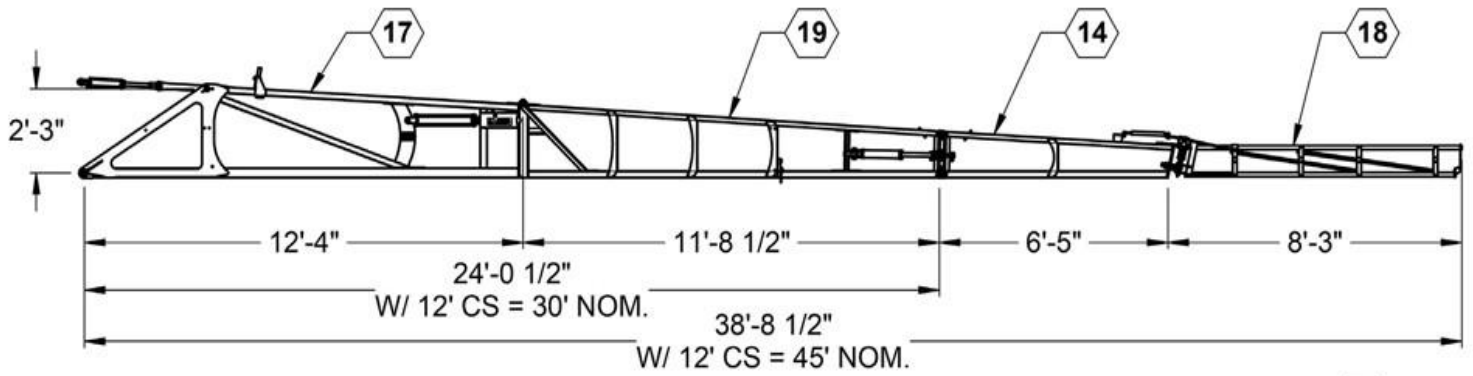
ILLUSTRATED PARTS LIST

Parts List: Wings – Tri-Fold 60/88 Foot Boom

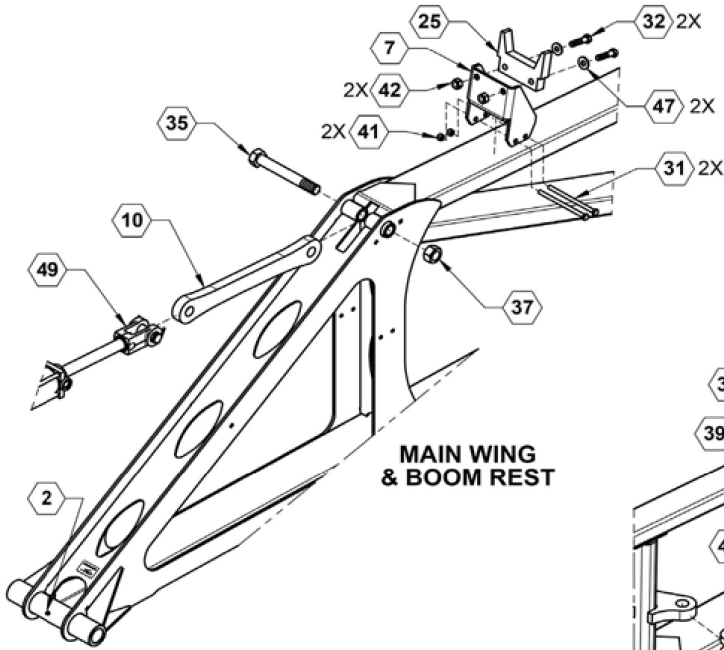
ITEM	PART NO.	QTY.	DESCRIPTION
1	568	4	BUSHING, MACHINED
2	759	5	ZERK, 1/4-28 STRAIGHT
3	7668	2	ROLLER, WING, MACHINED
4	7669	1	PIN, ROLLER, 1"
5	9468	1	PIN, FLIP WING
6	9514	1	ARM, FLIP WING
7	12206	1	BRACKET, BOLT ON WING REST
8	14013	1	SPRING GUIDE
9	14146	3	BRACKET, HOSE RING
10	14149	1	LINK, WING TILT
11	14575	1	BALL JOINT, ADJUSTMENT
12	14642	1	LINK, MIDDLE SCISSORS
13	14643	2	LINK, OUTSIDE SANDWICH
14	14715L	1	WING, LH SWING
14	14715R	1	WING, RH SWING
15	14746	1	LOCK, SWING WING
16	14747	1	SWING WING BUMP BUSHING
17	14750	1	MAIN WING, 9600N
18	14850	1	BREAKAWAY 83", WELDMENT
19	22969L	1	WING, FLIP, LH, 90FT BOOM
19	22969R	1	WING, FLIP, RH, 90FT BOOM
20	530307	4	BUSHING, CONEX
21	530309	6	WASHER, FLAT HEAVY 13/32 X 1
22	590006	1	SPRING, COMPRESSION
25	590099	1	REST, WING
26	590112	1	BOLT, BREAKAWAY
27	590405	1	BUMP, SWING WING
28	590180	2	SNAP RING 1" EXTERNAL
29	596846M	4	BOLT, SHOULDER, 5/8 X 1.25" MAGNI

ITEM	PART NO.	QTY.	DESCRIPTION
29	596845M	4	BOLT, SHOULDER, 5/8 X 1.63" MAGNI
30	596117M	1	BOLT, HH 5/16-18X2 GR5 MAGNI
31	596138M	2	BOLT, HH 3/8-16X6 GR5 MAGNI
32	596154M	6	BOLT, HH 1/2-13X2 GR5 MAGNI
33	596155M	1	BOLT, HH 1/2-13X2-1/2 GR5 MAGNI
34	596185M	1	BOLT, HH 3/4-10X2-1/2 MAGNI
35	596209M	1	BOLT, HH 1-8X7-1/2 GR5 MAGNI
36	596217M	1	NUT, HEX 3/4-10 G5 MAGNI
37	596218M	3	NUT, HEX 1-8 MAGNI
38	596223M	5	NUT, HEX JAM 1/2-13 MAGNI
39	596225M	3	NUT, HEX JAM 3/4-10 GR8 MAGNI
40	596226M	2	NUT, HEX JAM 1-8 MAGNI
41	596229M	2	NUT, HEX NYLOCK 3/8-16 MAGNI
42	596231M	2	NUT, HEX NYLOCK 1/2-13 MAGNI
43	596232M	3	NUT, HEX NYLOCK 5/8-11 MAGNI
44	596236M	1	NUT, CENTERLOCK, 5/16-18 MAGNI
45	596239M	3	NUT, CENTERLOCK, 1/2-13 MAGNI
46	596240M	2	NUT, CENTERLOCK, 5/8-11 MAGNI
47	596260M	8	WASHER, FLAT 1/2 MAGNI
48	596633M	6	BOLT, HH 3/8-24X1-1/4 GR8 MAGNI
49	620023	1	CYLINDER, 25TD08-112
50	620034	1	CYLINDER, 20TD10.00-112
51	620057	1	CYLINDER, 30THC16.00-150

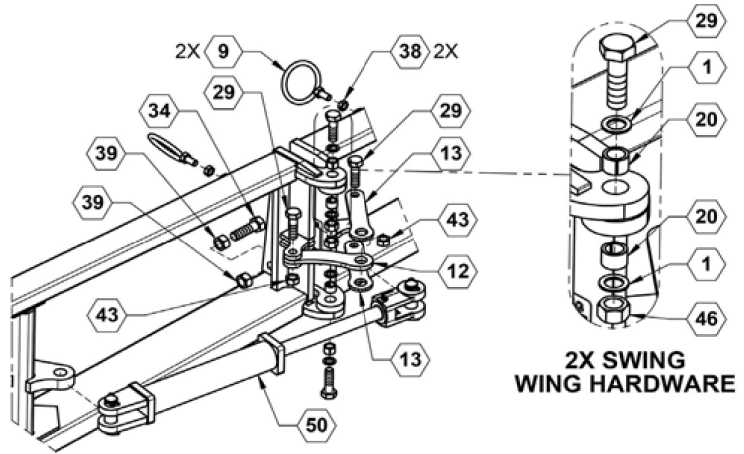
Wings – Tri-Fold 60/90 Foot Boom



**OVERALL VIEWS,
MAIN COMPONENTS
& BOM**

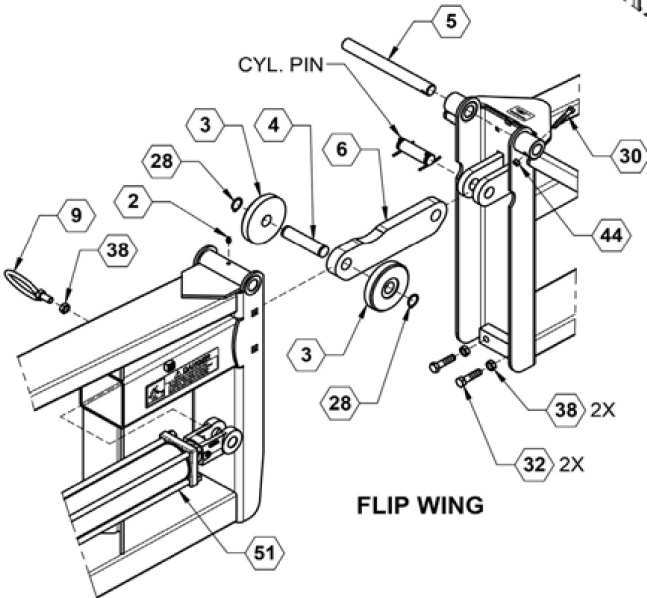


MAIN WING & BOOM REST



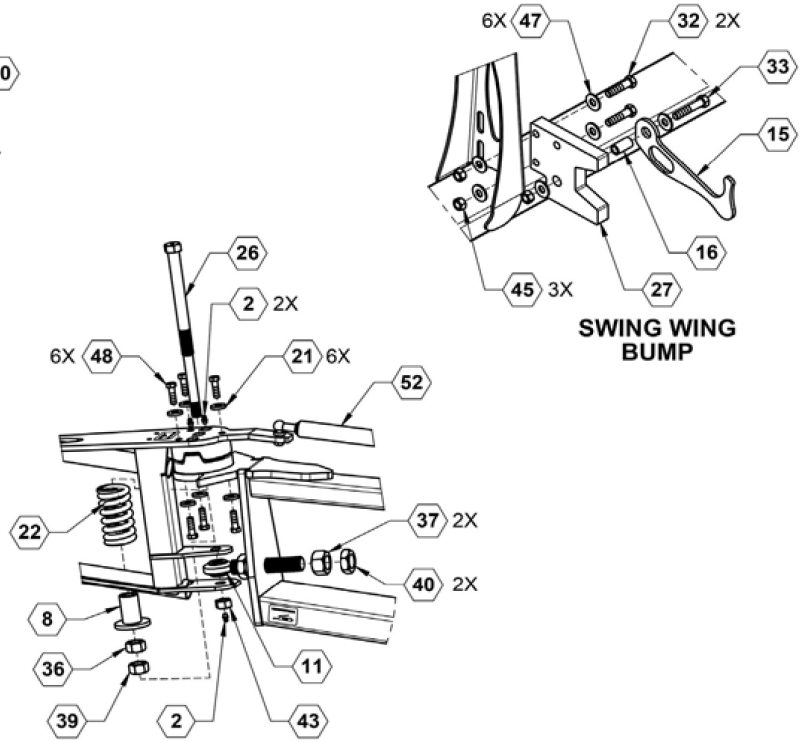
SWING WING

2X SWING WING HARDWARE



FLIP WING

EXPLODED PARTS VIEWS AT HINGE AREAS



SWING WING BUMP

BREAKAWAY



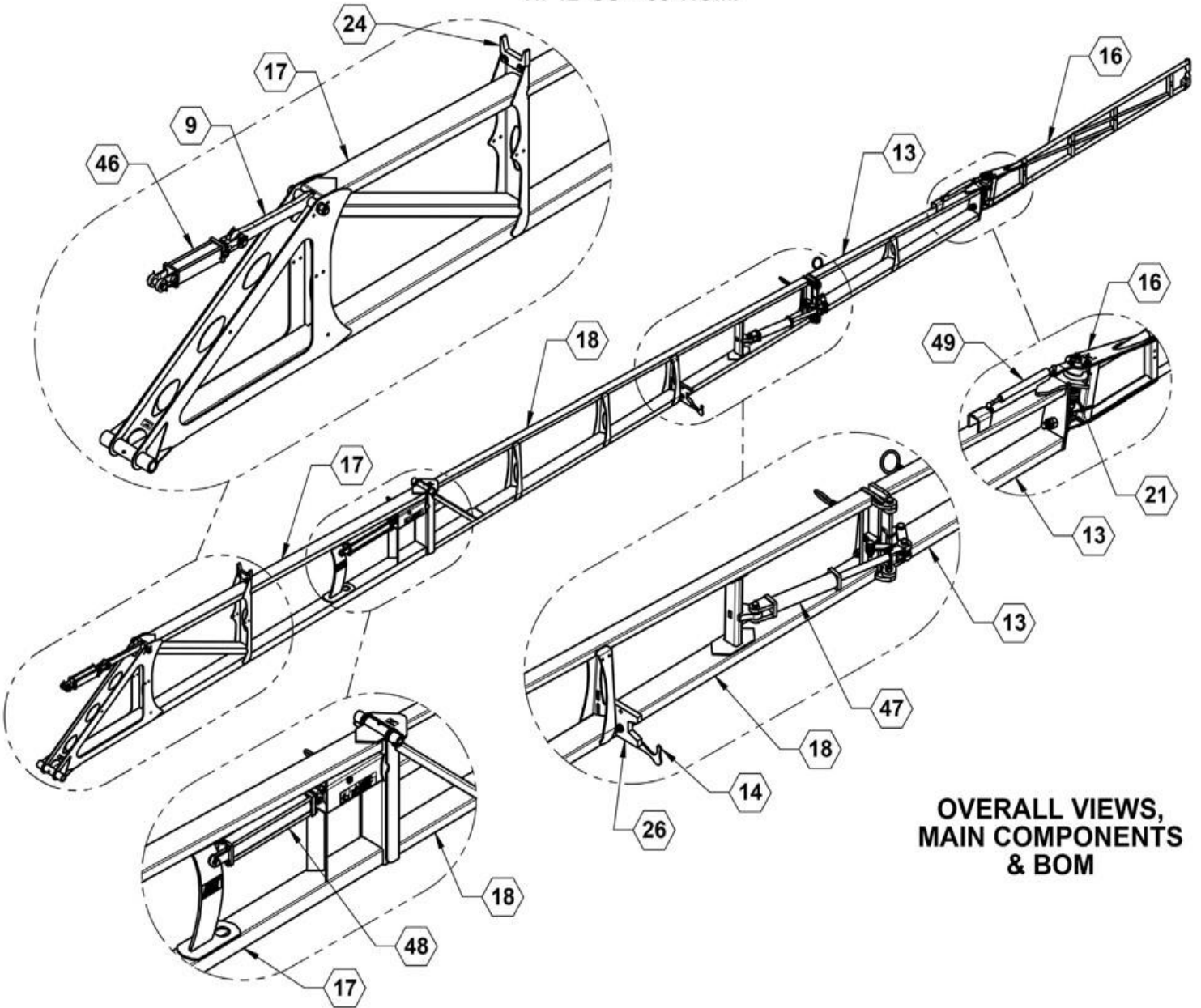
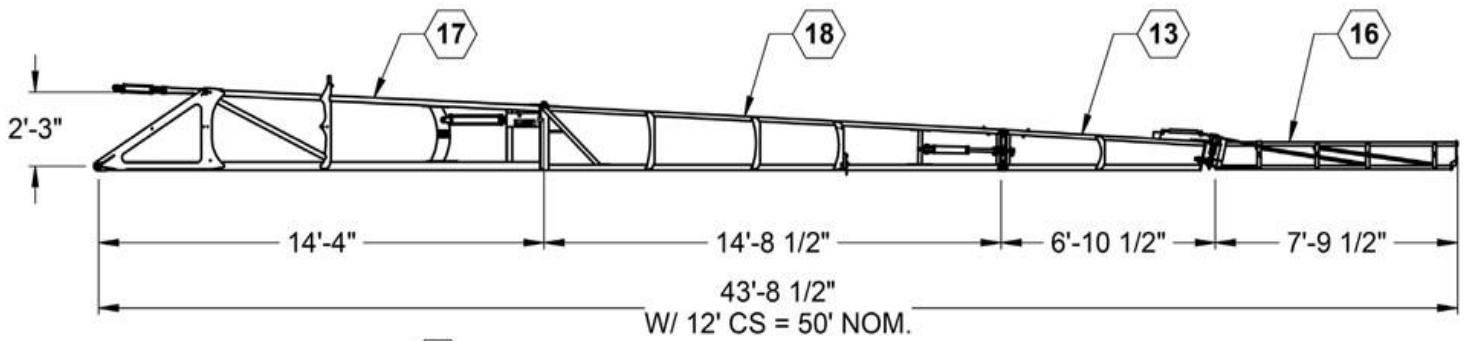
ILLUSTRATED PARTS LIST

Parts List: Wings – Tri-Fold 60/90 Foot Boom

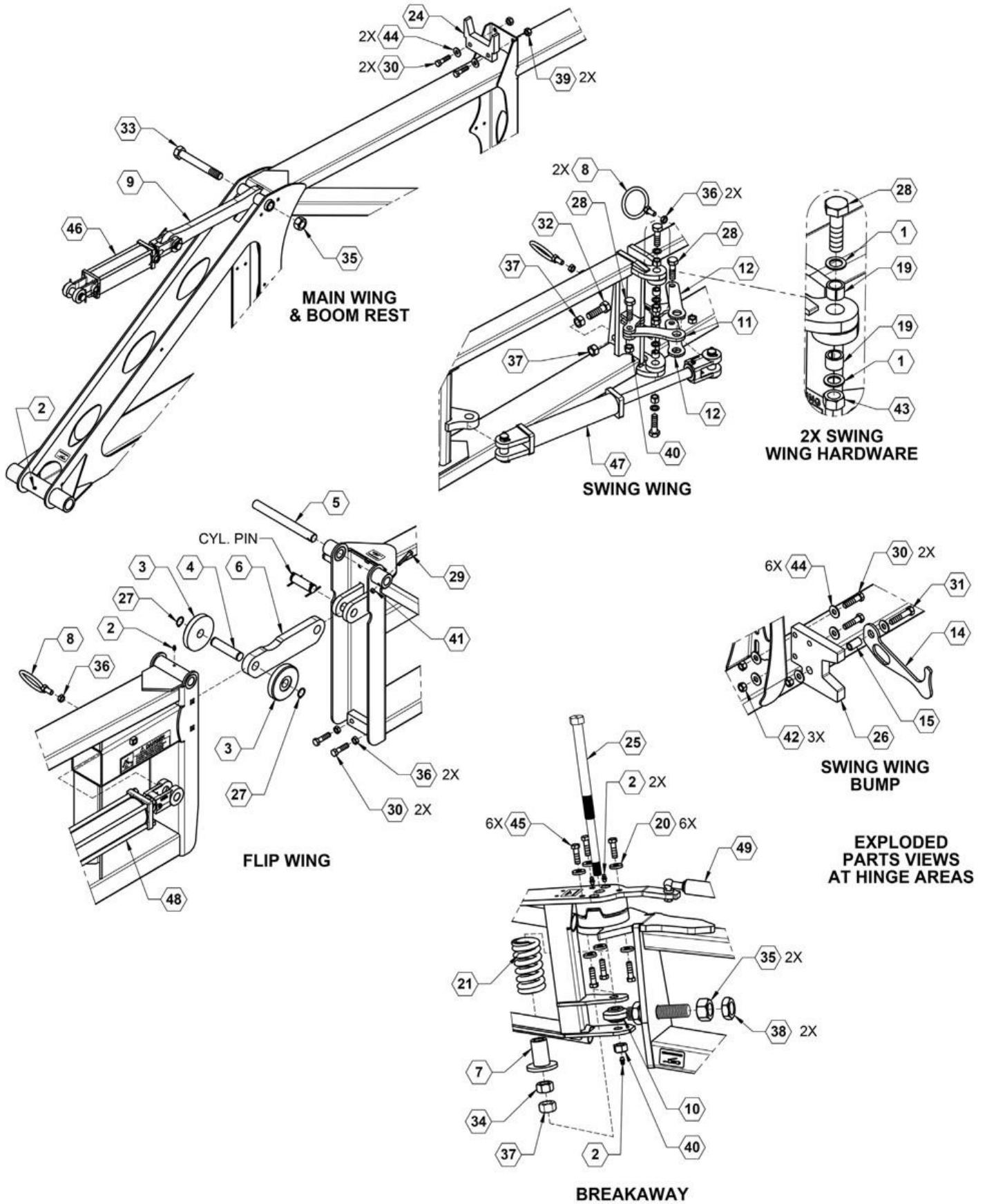
ITEM	PART NO.	QTY.	DESCRIPTION
1	568	4	BUSHING, MACHINED
2	759	5	ZERK, 1/4-28 STRAIGHT
3	7668	2	ROLLER, WING, MACHINED
4	7669	1	PIN, ROLLER, 1"
5	9468	1	PIN, FLIP WING
6	9514	1	ARM, FLIP WING
7	12206	1	BRACKET, BOLT ON WING REST
8	14013	1	GUIDE, SPRING WELDMENT
9	14146	3	BRACKET, HOSE RING
10	14149	1	LINK, WING TILT
11	14575	1	BALL JOINT, ADJUSTMENT
12	14642	1	LINK, MIDDLE SCISSORS
13	14643	2	LINK, OUTSIDE SANDWICH
14	14715L	1	WING, LH SWING
14	14715R	1	WING, RH SWING
15	14746	1	LOCK, SWING WING
16	14747	1	SWING WING BUMP BUSHING
17	14750	1	MAIN WING, 9600N
18	18300	1	WLDMNT, 93" BREAKAWAY
19	22969L	1	WING, FLIP, LH, 90FT BOOM
19	22969R	1	WING, FLIP, RH, 90FT BOOM
20	530307	4	BUSHING, CONEX
21	530309	6	WASHER, FLAT HEAVY 13/32 X 1
22	590006	1	SPRING, COMPRESSION
25	590099	1	REST, WING
26	590112	1	BOLT, BREAKAWAY
27	590405	1	BUMP, SWING WING
28	590180	2	SNAP RING, 1" EXTERNAL
29	596846M	4	BOLT, SHOULDER, 5/8 X 1.25" MAGNI

ITEM	PART NO.	QTY.	DESCRIPTION
29	596845M	4	BOLT, SHOULDER, 5/8 X 1.63" MAGNI
30	596117M	1	BOLT, HH 5/16-18X2 GR5 MAGNI
31	596138M	2	BOLT, HH 3/8-16X6 GR5 MAGNI
32	596154M	6	BOLT, HH 1/2-13X2 GR5 MAGNI
33	596155M	1	BOLT, HH 1/2-13X2-1/2 GR5 MAGNI
34	596185M	1	BOLT, HH 3/4-10X2-1/2 MAGNI
35	596209M	1	BOLT, HH 1-8X7-1/2 GR5 MAGNI
36	596217M	1	NUT, HEX 3/4-10 MAGNI
37	596218M	3	NUT, HEX 1-8 MAGNI
38	596223M	5	NUT, HEX JAM 1/2-13 MAGNI
39	596225M	3	NUT, HEX JAM 3/4-10 GR8 MAGNI
40	596226M	2	NUT, HEX JAM 1-8 MAGNI
41	596229M	2	NUT, HEX NYLOCK 3/8-16 MAGNI
42	596231M	2	NUT, HEX NYLOCK 1/2-13 MAGNI
43	596232M	3	NUT, HEX NYLOCK 5/8-11 MAGNI
44	596236M	1	NUT, CENTERLOCK, 5/16-18 MAGNI
45	596239M	3	NUT, CENTERLOCK, 1/2-13 MAGNI
46	596240M	2	NUT, CENTERLOCK, 5/8-11 MAGNI
47	596260M	8	WASHER, FLAT 1/2 MAGNI
48	596633M	6	BOLT, HH 3/8-24X1-1/4 GR8 MAGNI
49	620023	1	CYLINDER, 25TD08-112
50	620034	1	CYLINDER, 20TD10.00-112
51	620057	1	CYLINDER, 30THC16.00-150

Wings – Tri-Fold 100 Foot Boom



**OVERALL VIEWS,
MAIN COMPONENTS
& BOM**





ILLUSTRATED PARTS LIST

Parts List: Wings – Tri-Fold 100 Boom

ITEM	PART NO.	QTY.	DESCRIPTION
1	568	4	BUSHING, MACHINED
2	759	5	ZERK, 1/4-28 STRAIGHT
3	7668	2	ROLLER, WING, MACHINED
4	7669	1	PIN, ROLLER, 1"
5	9468	1	PIN, FLIP WING
6	9514	1	ARM, FLIP WING
7	14013	1	SPRING GUIDE
8	14146	3	BRACKET, HOSE RING
9	14149	1	LINK, WING TILT
10	14575	1	BALL JOINT, ADJUSTMENT
11	14642	1	LINK, MIDDLE SCISSORS
12	14643	2	LINK, OUTSIDE DANSWICH
13	14715L	1	WING, LH SWING
13	14715R	1	WING, RH SWING
14	14746	1	LOCK, SWING WING
15	14747	1	SWING WING BUMP BUSHING
16	18300	1	WELDMENT, 93" BREAKAWAY
17	22970	1	WING, MAIN, 80' & 100' BOOM
18	22971L	1	WING, FLIP, LH, 100' BOOM
18	22971R	1	WING, FLIP, RH, 100' BOOM
19	530307	4	BUSHING, CONEX
20	530309	6	WASHER, FLAT HEAVY 13/32 X 1
21	590006	1	SPRING, COMPRESSION
24	590099	1	REST, WING
25	590112	1	BOLT, BREAKAWAY
26	590405	1	BUMP, SWING WING
27	590180	2	SNAP RING 1" EXTERNAL

ITEM	PART NO.	QTY.	DESCRIPTION
28	596846M	4	BOLT, SHOULDER, 5/8 X 1.25" MAGNI
28	596845M	4	BOLT, SHOULDER, 5/8 X 1.63" MAGNI
29	596117M	1	BOLT, HH 5/16-18 X 2 GR5 MAGNI
30	596154M	6	BOLT, HH 1/2-13 X 2 GR5 MAGNI
31	596155M	1	BOLT, HH 1/2-13 X 2-1/2 GR5 MAGNI
32	596185M	1	BOLT, HH 3/4-10 X 2-1/2 MAGNI
33	596209M	1	BOLT, HH 1-8 X 7-1/2 GR5 MAGNI
34	596217M	1	NUT, HEX 3/4-10 G5 MAGNI
35	596218M	3	NUT, HEX 1-8 MAGNI
36	596223M	5	NUT, HEX JAM 1/2-13 MAGNI
37	596225M	3	NUT, HEX JAM 3/4-10 GR8 MAGNI
38	596226M	2	NUT, HEX JAM 1-8 MAGNI
40	596232M	3	NUT, HEX NYLOCK 5/8-11 MAGNI
41	596236M	1	NUT, CENTERLOCK, 5/16-18 MAGNI
42	596239M	3	NUT, CENTERLOCK, 1/2-13 MAGNI
43	596240M	2	NUT, CENTERLOCK, 5/8-11 MAGNI
44	596260M	8	WASHER, FLAT 1/2 MAGNI
45	596633M	6	BOLT, HH 3/8-24 X 1-1/4 GR8 MAGNI
46	620023	1	CYLINDER, 25TD08-112 WING TILT
47	620034	1	CYLINDER, 20TD10.00-112
48	620057	1	CYLINDER, 30THC16.00-150 FLIP WING

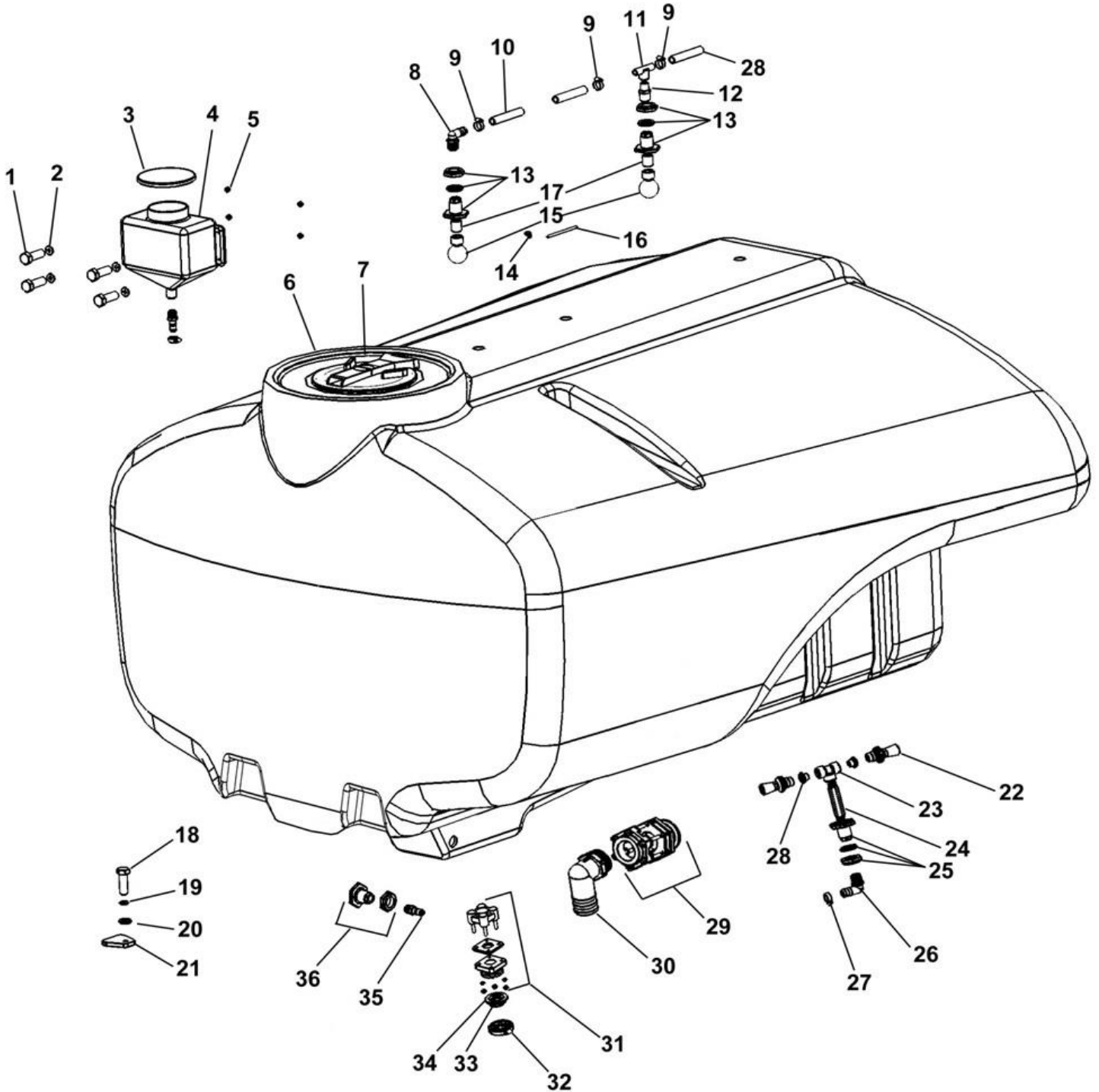


ILLUSTRATED PARTS LIST

Parts List: Breakaway Pivot

ITEM	VENDOR PART NO.	PART NO.	QTY.	DESCRIPTION
1		596633M	6	BOLT HEX HEAD 3/8-24 X 1-1/4 GR8 MAGNI
2		590112	1	BOLT HEX HEAD BREAKAWAY PIVOT
3	14457	590074	1	20° CLUTCH MALE HALF
4	14458	590073	1	20° CLUTCH FEMALE HALF
5	EL-2X3X2-046	790028	1	SHOCK BREAKAWAY, HEAVY
6		14013	1	GUIDE, SPRING BREAKAWAY
7		590006	1	SPRING, BREAKAWAY
8		14013	1	GUIDE, SPRING BREAKAWAY
9		217	1	NUT HEX HEAD 3/4" ZP
10		799	2	NUT HEX HEAD 1" ZP
11		226	2	NUT HEX HEAD JAM 1" ZP
12		216	1	NUT HEX HEAD 5/8 ZP
13		14268	1	COLLAR
14		14575	1	BREAKAWAY ADJUSTMENT BOLT
15		250	6	LOCK WASHER 3/8 ZP
16		530309	6	FLAT WASHER HEAVY 3/8
17		368	3	BOLT HEX HEAD 3/8 X 1-1/2 GR8 ZP
18		225	1	NUT HEX HEAD JAM 3/4" ZP
19		12388	1	EARLY UNIT UPDATE - REPLACES 3/4" #14 WHEN PLATE (A) HAS A 3/4 X 1-1/2" SLOT

Tank Assembly



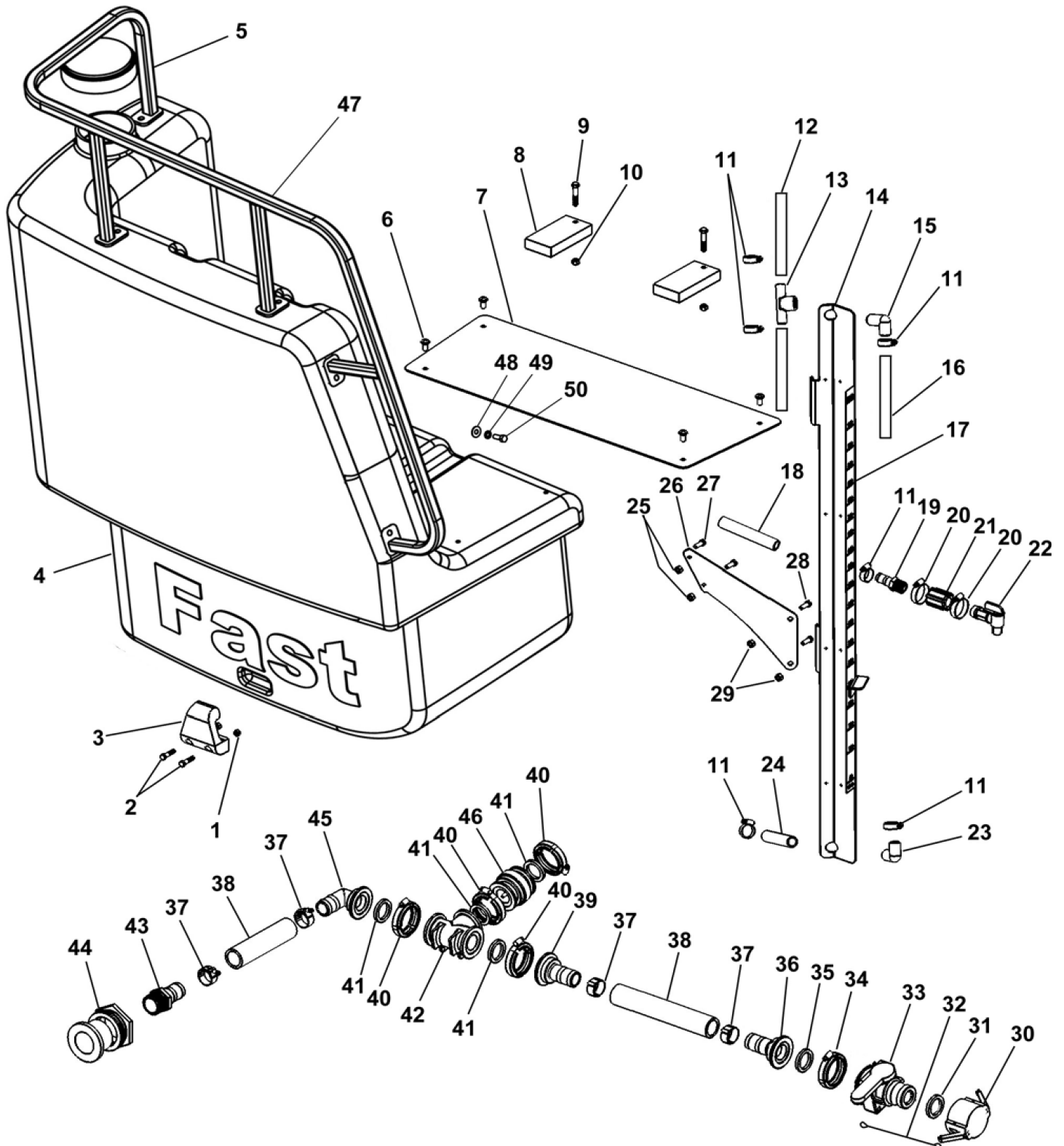


ILLUSTRATED PARTS LIST

Parts List: Tank Assembly

ITEM	VENDOR PART NO.	PART NO.	QTY.	DESCRIPTION
1		129	4	BOLT HH 3/8 X 1-1/2 GR5 ZP
2		258	4	WASHER FLAT 3/8 ZP
3		10522	1	5" VENTED LID
4		570038	1	RINSE TANK 2.5 GALLON, YELLOW
4	SP002-5SYLS	570044	1	RINSE TANK 2.5 GALLON, WHITE
4	SP0005-SQ5	570125	1	RINSE TANK 5 GALLON, YELLOW, 5" SCREW ON LID
5		169	4	NUT HH 3/8 WHIZLOCK ZP
6		570063	1	TANK, 1800, AG YELLOW, WITH FITTINGS AND LID
		570062	1	TANK, 1800, AG WHITE, WITH FITTINGS AND LID
		570066	1	TANK, 2400, AG WHITE, WITH FITTINGS AND LID
		570067	1	TANK, 2400, AG YELLOW, WITH FITTINGS AND LID
7	14761	570157	1	LID, VENTED
8	-	530040	1	HOSE BARB 3/4" MPT X 3/4" HB X 90°
9	64012H	540013	4	CLAMP, HOSE 3/4" SS
10	3/4BH200	510012	36"	HOSE 3/4" EDPM
11	-	530221	1	3/4" TEE HB X 3/4" MPT
12	-	-	-	N/A
13-17		90SARNSEBALL	2	SUB ASSEMBLY, RINSE BALL
13	67172	530160	2	BULKHEAD FITTING 3/4"
14	44103211	530004	2	CONNECTOR 90° 1/4 TUBE X 1/4 NPT
15	TJ-55270-3.4-18-POM	520012	2	TANK RINSE BALL
17	-	530130	2	NIPPLE, 3/4" X 6"
18		170	2	BOLT HH 5/8 X 2 GR5 ZP
19		253	2	WASHER LOCK 5/8" ZP
20		261	2	WASHER FLAT 5/8" ZP
21	10244	590023	2	HOLDDOWN TAB POLY
22-25		90SALTRUMPET	1	SUB ASSEMBLY, AGITATION
22	-	520029	2	AGITATION NOZZLE
23	-	530156	1	TEE, 3/4" POLY PIPE
24	NIP075-6	530130	1	NIPPLE 3/4" X 6"
25	TF075	530160	1	BULKHEAD FITTING 3/4" BANJO
26	HB075-90	530040	1	HOSE BARB 3/4" X 90°
27	64012H	540013	1	CLAMP HOSE 3/4" SS
28	-	-	-	N/A
29-30		90SASUMP95	1	SUB ASSEMBLY, SUMP FITTING
29	BJMF300	530120	1	BOTTOM DRAIN 3"
NS	-	530155	1	3" STREET ELBOW
30	HB300-90	530053	1	HOSE BARB ELBOW 3" 90°
31	MBF200BD	530118	1	BOTTOM DRAIN 2" STANDARD PORT
32	FC200	540001	1	FLANGE CLAMP 2" STANDARD PORT
33	M200PLG	530093	1	PLUG 2" STANDARD PORT
34	150G	530014	1	GASKET 2" STANDARD PORT
35	HB075	530230	1	HOSE BARB 3/4"
36	TF075	530160	1	BULKHEAD FITTING 3/4" BANJO

Rinse Tank, Plumbing & Sight Gauge





ILLUSTRATED PARTS LIST

Parts List: Rinse Tank, Plumbing & Sight Gauge

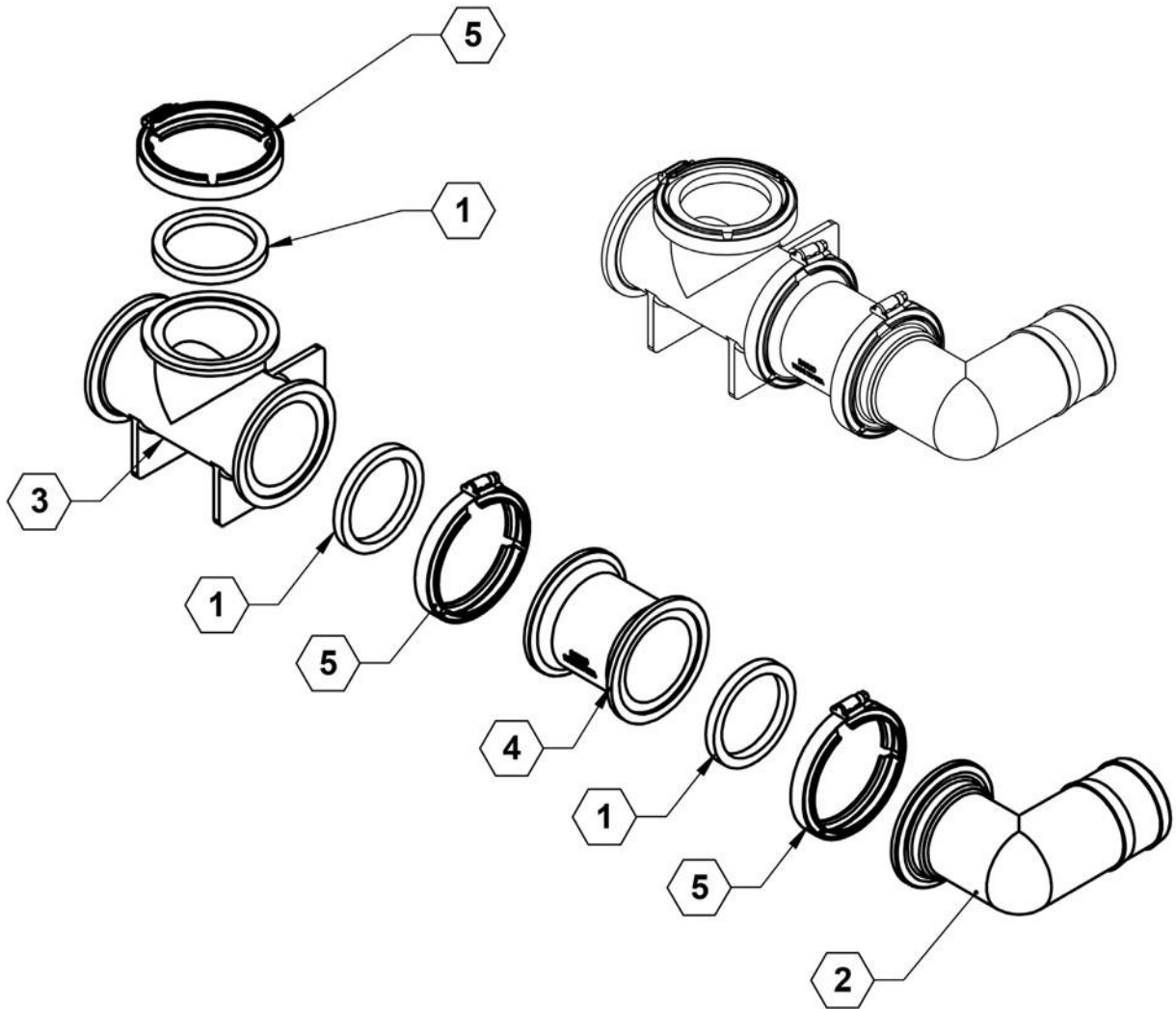
ITEM	VENDOR PART NO.	PART NO.	QTY.	DESCRIPTION
1		228	2	NUT, HH 5/16" NYLOCK ZP
2		116	2	BOLT, HH 5/16 X 1-1/2 GR5 ZP
3	10643	590022	2	POLY RINSE TANK HOLDDOWN
4	10602W	570003	1	TANK RINSE 100 GALLON WHITE
	10602Y	570004	1	TANK RINSE 100 GALLON YELLOW
	10918		1	ACE FITTING
5	AR-15022		1	5" VENTED LID
6		607	4	BOLT TRUSS HEAD 3/8 X 3/4 ZP
7		10612	1	PLATFORM TOP SAFETY PLATE
8		10669	2	POLY RINSE TANK HOLDDOWN
9		130	2	BOLT, HH 3/8" X 2 GR5 ZP
10		769	2	NUT HH 3/8" WHIZLOCK ZP
11	64012	540013	5	CLAMP HOSE 3/4"
12	15017503	510008	6"	HOSE EVA 3/4"
13	3T34F	530220	1	TEE HOSE BARB X 3/4 NPTF
14		10921	1	FORMED SIGHT GUAGE SUPPORT 1000 GALLON
		10919	1	FORMED SIGHT GUAGE SUPPORT 1250 GALLON
15	3EL34	530210	1	HOSE BARB ELBOW 3/4" HB X 3/4" NPTM
16	15007008	510006	66.5"	HOSE VINYL CLEAR 3/4" 1000 GALLON
17	13595	800040	1	DECAL GALLON 1000 GALLON TANK
NS	13596	800041	1	DECAL GALLON 1250 GALLON TANK
18	15007008	510006	40"	HOSE VINYL CLEAR 3/4"
19	HB	530230	1	HOSE BARB 3/4"
20	64020H	540015	2	CLAMP HOSE 1-1/2"
21	CPLG075	530235	1	COUPLING 3/4" NPT
22	DF-103	510022	1	FLO-RITE FAUCET
23	3EL34HB	530214	1	HOSE BARB 90°
24	15007008	510006	5.8"	HOSE VINYL CLEAR 3/4"
25		768	2	NUT HH 5/16 WHIZLOCK ZP
26		10818	1	SIGHT GUAGE SUPPORT BRACKET
27		115	2	BOLT HH 5/16 X 1 GR5 ZP
28		152	2	BOLT HH 1/2 X 1 GR5 ZP
29		771	2	NUT HH 1/2" WHIZLOCK
30	200CAP	530017	1	2" CAM LOCK CAP W/ 530019 GASKET
31	200G	530019	7	GASKET 2" STANDARD THICKNESS



ILLUSTRATED PARTS LIST

	200GTX		SP	GASKET 2" EXTRA THICK
32	HN-79.12	530179	1	LYNARD 12"
33	VSF200CF	500037	1	VALVE MANIFOLD X 2" MALE ADAPTER
34	FC200	540001	6	CLAMP MANIFOLD 2" STANDARD PORT
35	150G	530014	1	GASKET 2"
36	M150BRB	530079	2	MANIFOLD 1-1/2" HOSE BARB
37	TC-181	540006	4	CLAMP T-BOLT 1-1/2"
38	12012800	510002	27"	FERTILIZER SOLUTION HOSE 1-1/2"
39	M220150BRB	530100	1	MANIFOLD 2" FULL PORT X 1-1/2 HOSE BARB
40	FC220	540002	4	CLAMP MANIFOLD 2" FULL PORT
41	200G	530019	4	GASKET 2" FULL PORT
42	M220TEE	530097	1	MANIFOLD TEE 2: FULL PORT
43	HB125-125	530045	1	HOS BARB 1-1/2 NPT X 1-1/2 HOSE BARB
44	AR10918	570071	1	BULKHEAD 1/14"
45	M220150BRB90	530100	1	MANIFOLD HOSE BARB ELBOW 90°
46	CV220	500003	1	MANIFOLD CHECK VALVE
47		10638	1	HANDRAIL RINSE TANK
48		258	5	WASHER FLAT 3/8"
49		250	5	WASHER LOCK 3.8"
50		128	5	BOLT HH 3/8 X 1"

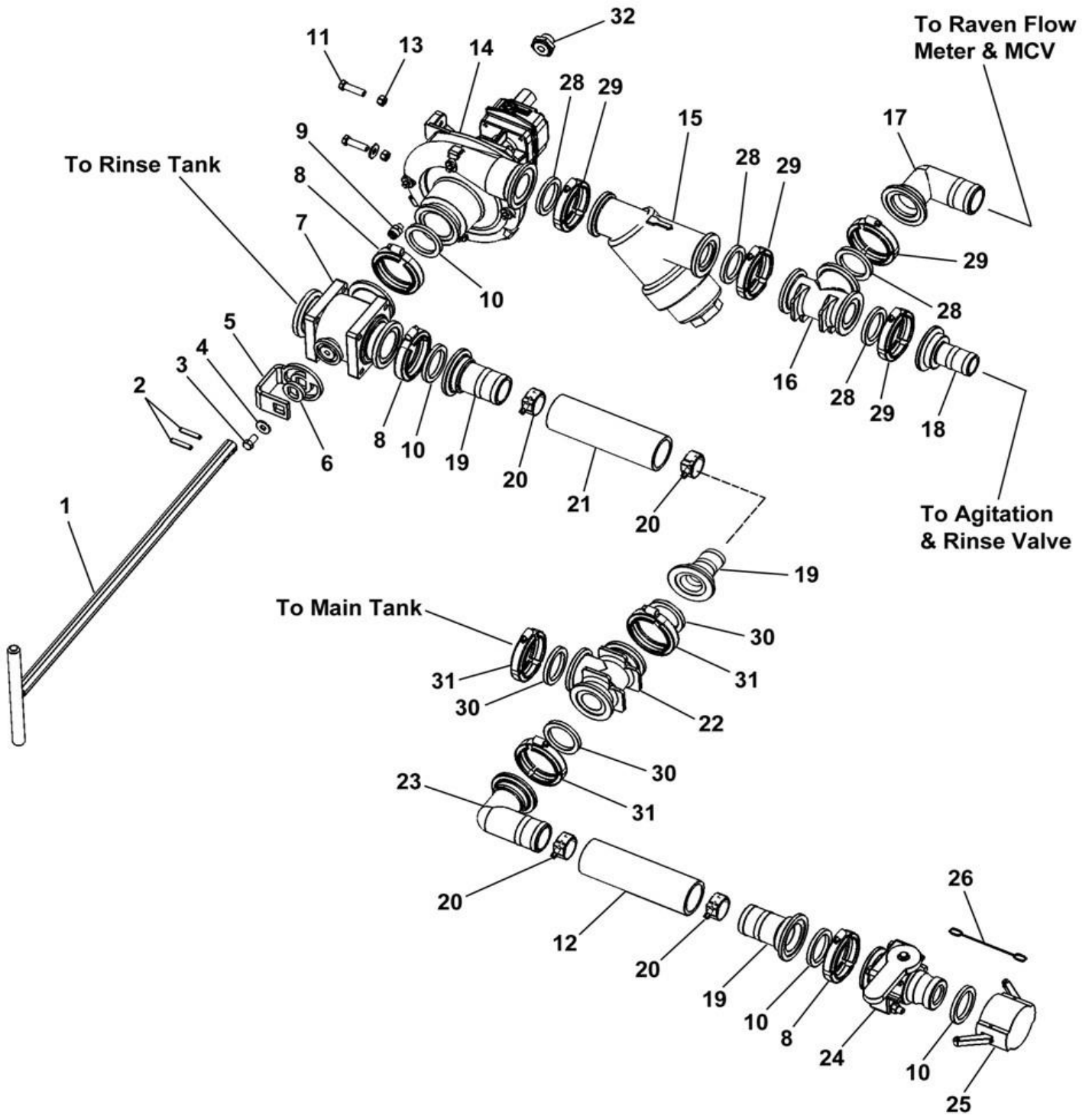
Bottom Assembly Fittings



Parts List: Bottom Assembly Fittings

ITEM	PART NO.	QTY.	DESCRIPTION
1	530024	3	GASKET, 3" EPDM
2	530114	1	FLANGE, 3" X 3" HOSE BARB 90°
3	530115	1	MANIFOLD, 3" TEE
4	530448	1	3" FLANGE X 3" FLANGE
5	540003	3	CLAMP, WORM SCREW 3"

Quick Fill & Pump Feed – 60-66 Ft. Boom with Ace 150-206 Pump



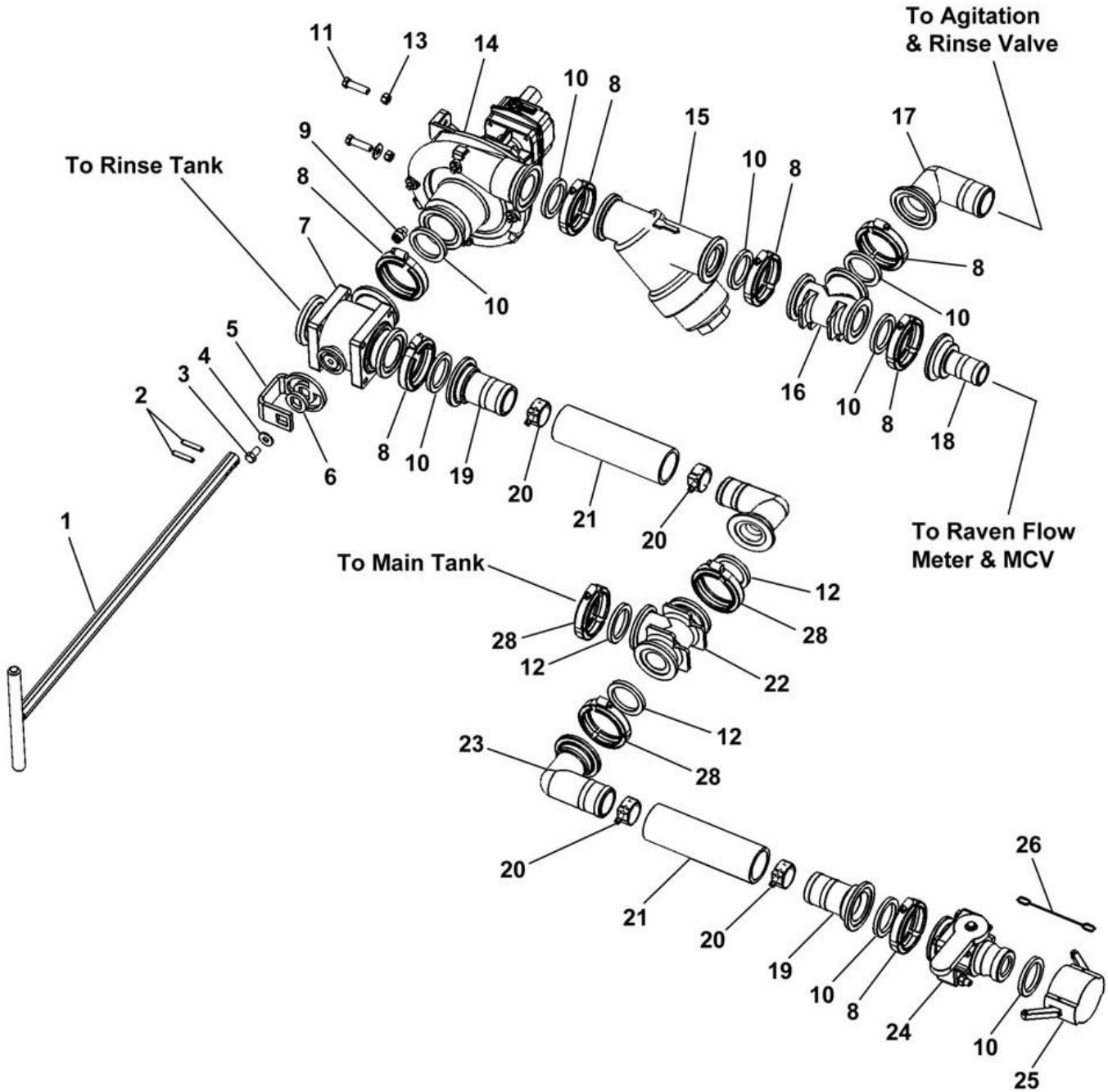


ILLUSTRATED PARTS LIST

Parts List: Quick Fill & Pump Feed – 60-66 Ft. Boom with Ace 150-206 Pump

ITEM	VENDOR PART NO.	PART NO.	QTY.	DESCRIPTION
1		7236	1	VALVE HANDLE EXTENSION
2		683	2	PIN, SPRING 1/4 X 2
3		127	1	BOLT HH 3/8 X 3/4 GR5 ZP
4		258	1	WASHER, FLAT 3/8" ZP
5		7232	1	VALVE HANDLE ADAPTER
6		7233	1	VALVE HANDLE COLLAR
7	MV220BL	500034	1	MANIFOLD VALVE 2" FULL PORT BOTTOM LOAD
8	FC220	530002	3	MANIFOLD CLAMP 2" FULL PORT
9	44103220	530005	1	ADAPTER 1/8 MPT X 1/4 QUICK LOCK
10	200G	530019	4	GASKET 2" FULL PORT
11		129	2	BOLT HH 3/8 X 1-1/2 GR5 ZP
12	12012800	510002	1	FERTILIZER SOLUTION HOSE
13		769	2	NUT HH 3/8" WHIZLOCK ZP
14	AC-FMC-150F-HYD-206	550000	1	PUMP, ACE 150-260F
15	MLS200-30	530123	1	MANIFOLD Y STRAINER 30 MESH SCREEN
16	M200TEE	530097	1	MANIFOLD TEE 2" PORT
17	M200150BRB90	530080	1	MANIFOLD ELBOW 2" PORT X 1-1/2 HOSE BARB
18	M200150BRB	530100	1	MANIFOLD HOSE BARB 2 X 1-1/2 HOSE BARB
19	M220200BRB	530103	2	MANIFOLD 2" FULL PORT X 2" HOSE BARB
20	TC-231	540007	4	T-BOLT CLAMP 2" HOSE
21	12012800	510002	1	FERTILIZER SOLUTION HOSE
22	M300TEE	530115	1	MANIFOLD TEE 3"
23	M300200BRB90	530112	1	MANIFOLD 3 X 2 HOSE BARB 90°
24	MVSF220FP	530128	1	MANIFOLD VALVE 2" FULL PORT X MALE ADAPTER
25	200CAP	530017	1	CAP 2" QUICK CAM
26	HN-79-12	530179	1	LANYARD
27	200GXT		AR	GASKET 2" EXTRA THICK
28	150G	530014	4	GASKET 2"
29	FC200	540001	4	CLAMP 2" STD
30	300G	530024	3	GASKET 3"
31	FC300	540003	3	CLAMP 3" STD
32	6404-10-08	610019	1	ADAPTER 1/2 NPT X 10 ORD

Quick Fill & Pump Feed – 80-90-100 Ft. Boom with HYPRO Pump



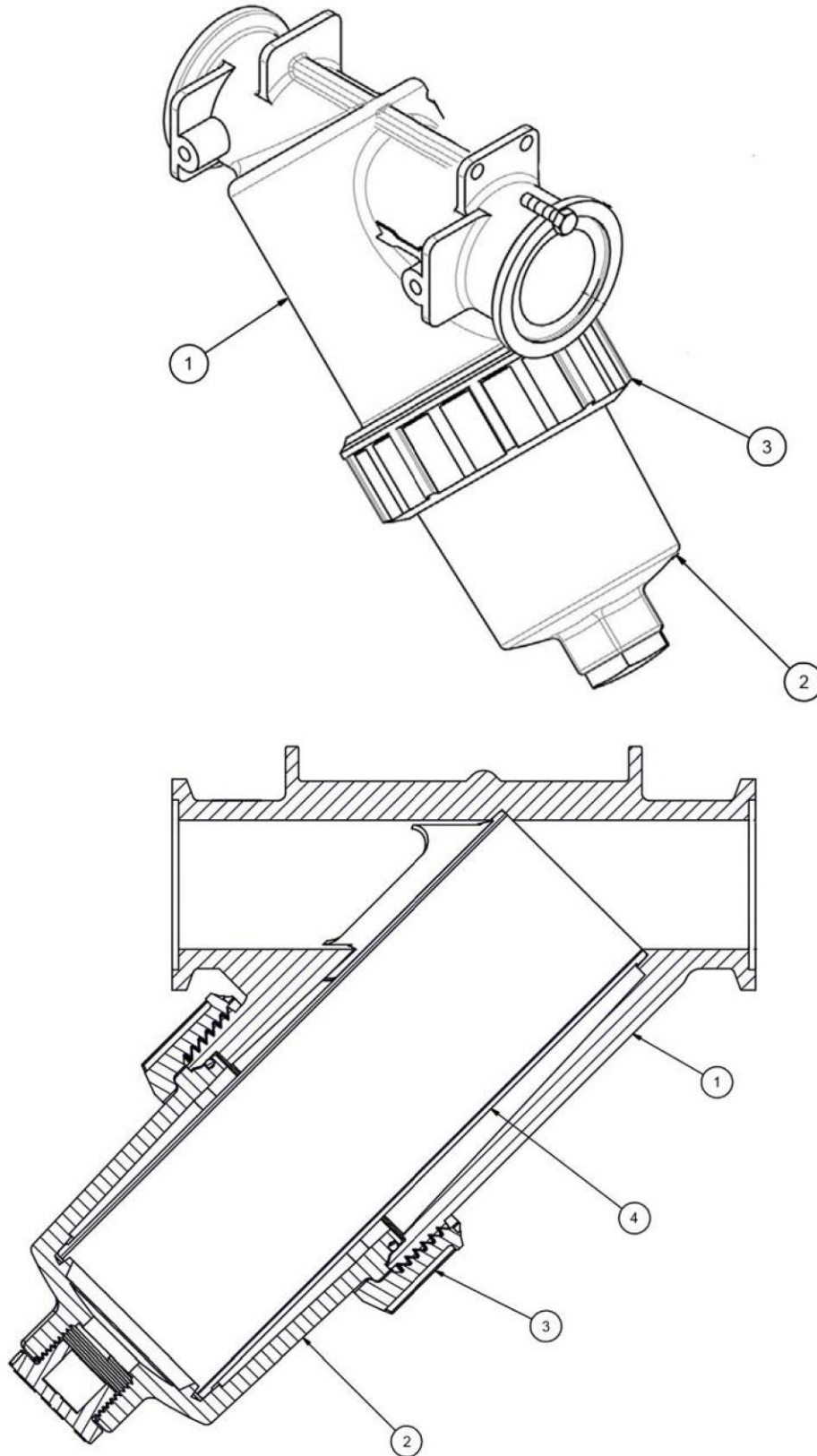


ILLUSTRATED PARTS LIST

Parts List: Quick Fill & Pump Feed – 80-90-100 Ft. Boom with HYPRO Pump

ITEM	VENDOR PART NO.	PART NO.	QTY.	DESCRIPTION
1		7236	1	VALVE HANDLE EXTENSION
2		683	2	PIN, SPRING 1/4 X 2
3		127	1	BOLT HH 3/8 X 3/4 GR5 ZP
4		258	1	WASHER, FLAT 3/8" ZP
5		7232	1	VALVE HANDLE ADAPTER
6		7233	1	VALVE HANDLE COLLAR
7	MV220BL	500034	1	MANIFOLD VALVE 2" FULL PORT BOTTOM LOAD
8	FC220	530002	7	MANIFOLD CLAMP 2" FULL PORT
9	44103220	530005	1	ADAPTER 1/8 MPT X 1/4 QUICK LOCK
10	200G	530019	8	GASKET 2" FULL PORT
11		129	2	BOLT HH 3/8 X 1-1/2 GR5 ZP
12	300G	530024	3	GASKET 3"
13		769	2	NUT HH 3/8" WHIZLOCK ZP
14	93079	550011	1	PUMP, HYPRO 9306C-HM1C-UB
15	MLS220-30	530125	1	MANIFOLD Y STRAINER 30 MESH SCREEN 2" FULL PORT
16	M220TEE	530097	1	MANIFOLD TEE 2" PORT
17	M220150BRB90	530080	1	MANIFOLD ELBOW 2" PORT X 1-1/2 HOSE BARB
18	M200150BRB	530100	1	MANIFOLD HOSE BARB 2 X 1-1/2 HOSE BARB
19	M220200BRB	530103	2	MANIFOLD 2" FULL PORT X 2" HOSE BARB
20	TC-231	540007	4	T-BOLT CLAMP 2" HOSE
21	12012800	510002	1	FERTILIZER SOLUTION HOSE
22	M300TEE	530115	1	MANIFOLD TEE 3"
23	M300200BRB90	530112	2	MANIFOLD 3 X 2 HOSE BARB 90°
24	MVSF220FP	530128	1	MANIFOLD VALVE 2" FULL PORT X MALE ADAPTER
25	200CAP	530017	1	CAP 2" QUICK CAM
26	HN-79-12	530179	1	LANYARD
27	200GXT		AR	GASKET 2" EXTRA THICK
28	FC300	540003	3	MANIFOLD CLAMP 3"

Y-Strainer



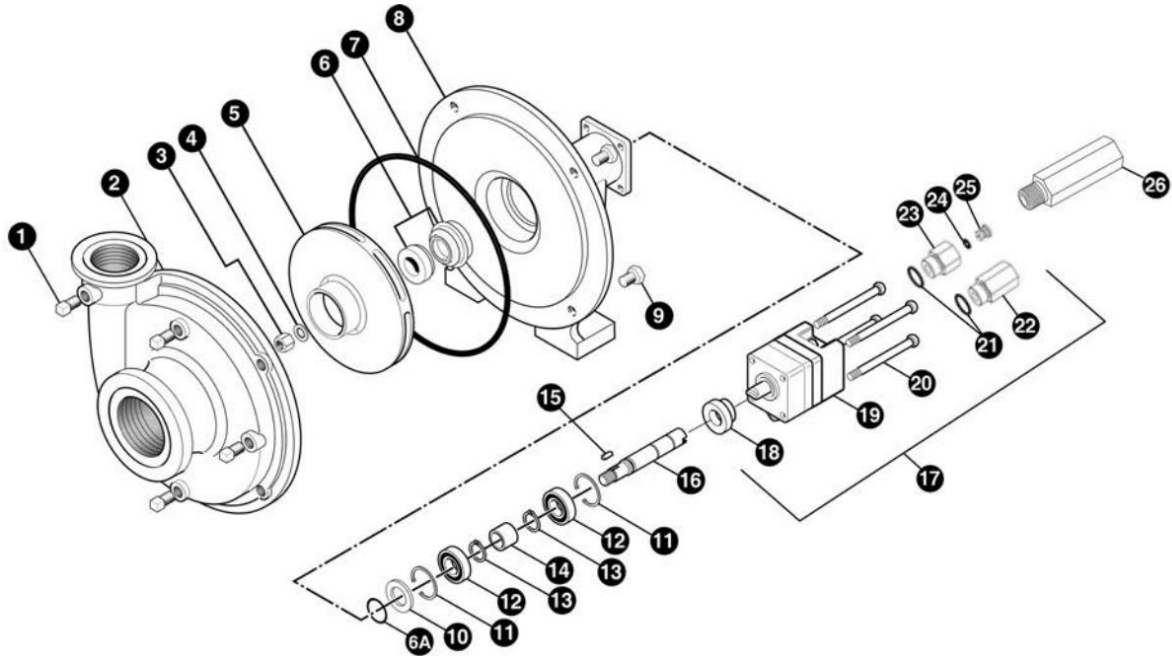


ILLUSTRATED PARTS LIST

Parts List: Y-Strainer

ITEM	PART NO.	VENDOR PART NO.	QTY.	DESCRIPTION
	530125		1	COMPLETE STRAINER
1		M LS222B	1	2" FP LINE STRAINER BODY
2		M LS220C1	1	MLS220 CAP ASSEMBLY
3		M LS220R1	1	2" FP LS RETAINING RING
4		LST204SS	1	4 SS MESH SCREEN
4		LST206SS	1	6 SS MESH SCREEN
4		LST208SS	1	8 SS MESH SCREEN
4		LST210SS	1	10 SS MESH SCREEN
4		LST216SS	1	16 SS MESH SCREEN
4		LST230SS	1	30H SS MESH SCREEN
4		LST250SS	1	50 SS MESH SCREEN
4		M LS250SS	1	50 SS MESH PERFORATED SCREEN
4		LST280SS	1	80 SS MESH SCREEN
4		M LS280SS	1	80 SS MESH PERFORATED SCREEN
4		LST2100SS	1	100 SS MESH SCREEN
4		M LS2100SS	1	100 SS MESH PERFORATED SCREEN

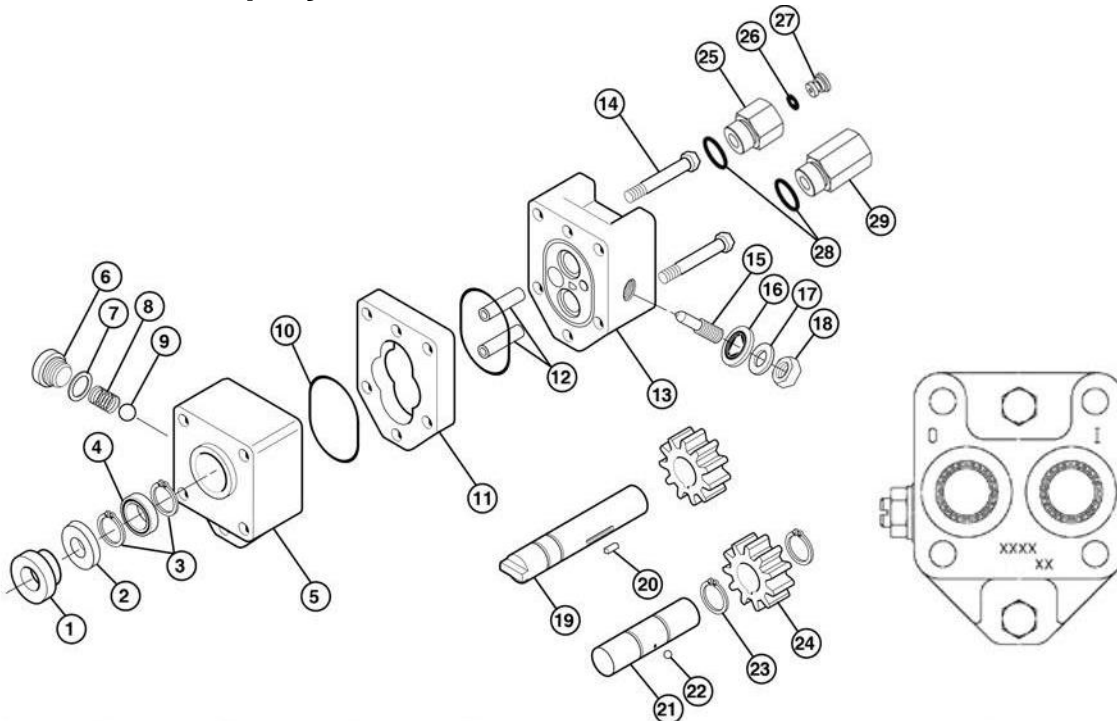
ACE 150-206 Pump, 60 & 66 Ft. Boom



Parts List: ACE 150-206 Pump, 60 & 66 Ft. Boom

REF. #	PART NUMBER	EDP #	DESCRIPTION	REQ.
1	BAC-53	41110	Pipe plug	4
1	41120	41120	Pipe plug, stainless steel (optional)	4
2	BAC-12-150-FLG	40257	Volute, cast iron, NPT & flanged (for 150F models)	1
2	BAC-12-150-SS	40249	Volute, 316 stainless steel, NPT & flanged (for 150FS models)	1
3	BAC-23-A	40391	Nut, 3/8" NF, cad plated	1
3	BAC-23-A-SS	40392	Nut, 3/8" NF, stainless steel (optional)	1
4 [Ⓞ]	BAC-24-HYD-SS	40400	Washer, 3/8" star, stainless steel	1
5	BAC-26-150-P	40446	Impeller, Valox, keyway	1
5	BAC-26-150-CI	40445	Impeller, cast iron, keyway (optional)	1
6 [Ⓞ]	BAC-7V	40151	Seal, carbon/ceramic/Viton (includes 40160 O-Ring)	1
6 [Ⓢ]	BAC-7SC	40152	Seal, silicon carbide/Viton (includes 40160 O-Ring) (optional)	1
6A [Ⓞ]	40160	40160	O-ring, shaft seal	1
7 [Ⓞ]	BAC-4-150	40015	O-ring, body seal	1
8	BAC-14-150-HYD	40305	Mounting frame, cast iron (for 150F models)	1
8	BAC-14-150-HYD-SS	40319	Mounting frame, 316 stainless steel (for 150FS models)	1
9	40950	40950	Cap screw, 3/8" NC x 3/4" hex head	4
9	40930	40930	Cap screw, 3/8" NC x 3/4" hex head, stainless steel (optional)	4
10	BAC-54	41130	Slinger	1
11	BAC-33	40810	Snap ring, internal, BAC-14 mounting frame	2
12	BAC-37	40870	Ball Bearing, sealed, BAC-6 shaft	2
13	BAC-32	40790	Snap ring, external, BAC-6 shaft	2
14	BAC-32-S	40795	Spacer for BAC-6 shaft	1
15	BACH-25	40420	Key, 1/8" x 1/8" x 1/2"	1
16	BAC-6-HYD-SS	40061	Shaft, 5/8" diameter, keyway and tang slot, stainless steel	1
17	BAC-75-HYD-206	41372	Hydraulic motor, 7 GPM (includes parts 18 - 25)	1
18	S200	40161	Seal support spacer for 200 Series HYD motor	1
19	BAC-75-HYD-206N	41397	Hydraulic motor, 7 GPM (motor only - no external fittings)	1
20	41255	41255	Cap screw, 5/16" N. C. x 3-3/4" socket head (for 206N motor)	4
21	41875	41875	O-ring, #8 SAE fitting	2
22	BAC-78-8SAE	41441	Reverse check valve, #8 SAE male x 1/2" NPT female	1
23	BAC-80-8SAE	41455	Adapter, restrictor body, #8 SAE male x 1/2" NPT female	1
24	41448	41448	O-ring, orifice insert	1
25	BAC-79-7	41456	Orifice, restrictor insert, .109 (206N)	1
26	LS-206N	41418	Flow limiting valve (206N), #8 SAE male x 1/2" NPT female	1
Ⓛ	RK-FMC-150	52710	Repair kit for FMC-150 series pump	-
Ⓞ	RK-FMCS-150	52711	Repair kit for FMC-150 series with silicon carbide shaft seal	-
#	RK-BAC-75-HYD-L	41374	Repair kit for 200-L Series motor	-

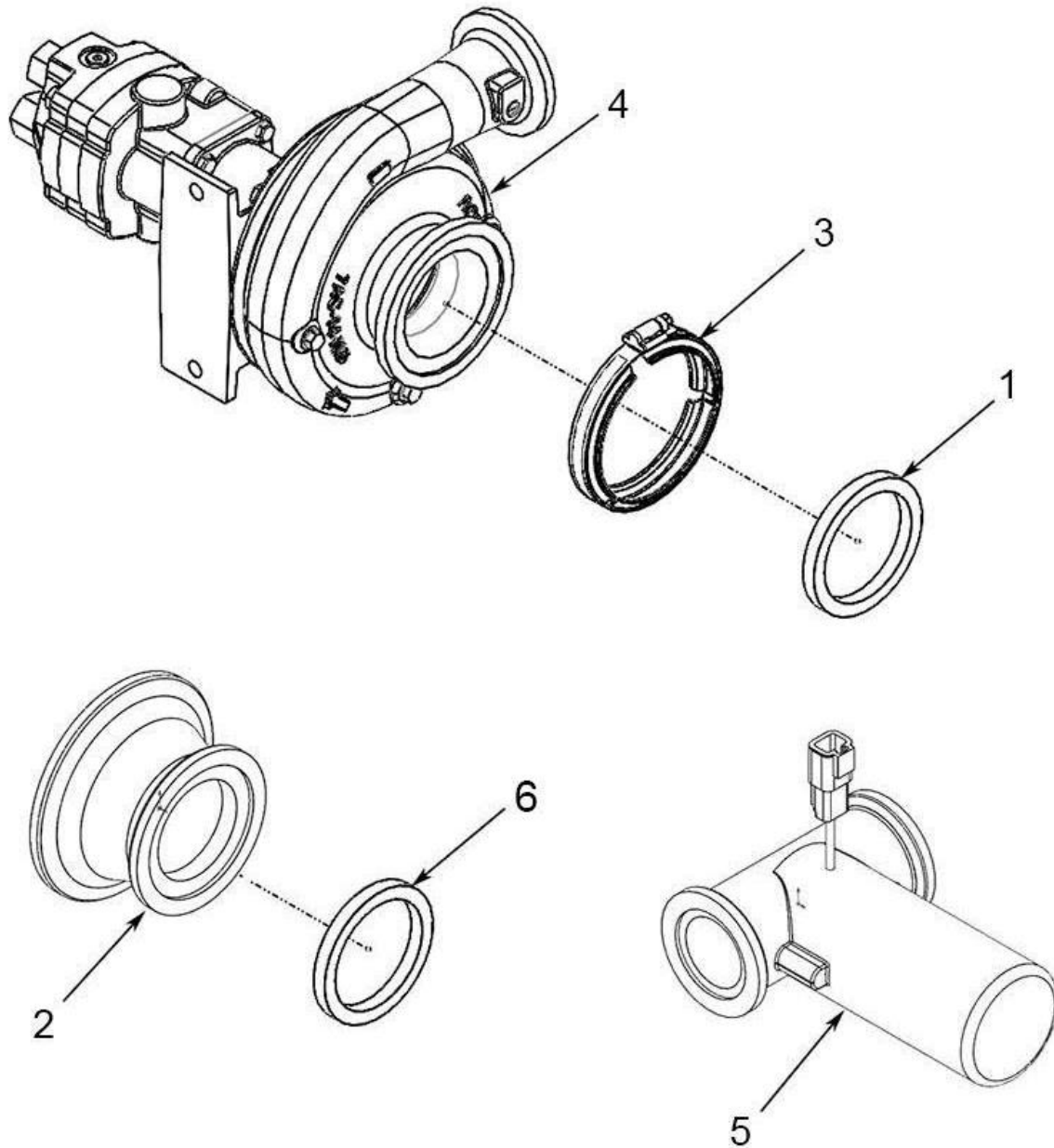
ACE 150-206 Pump Hydraulic Motor, 60 & 66 Ft. Boom



Parts List 550000: ACE 150-206 Pump Hydraulic Motor, 60 & 66 Ft. Boom

REF. #	MODEL 204N	MODEL 206N	MODEL 210N	DESCRIPTION	REQUIRED
1*	S200	S200	S200	Seal support spacer	1
2*	40153	40153	40153	Seal cartridge	1
3	41941	41941	41941	Snap ring, bearing	2
4	41961	41961	41961	Ball bearing, 7/16" I.D.	1
5	41731	41731	41731	Drive plate	1
6	42041	42041	42041	Valve cap, coasting check	1
7*	42044	42044	42044	"O" ring, coasting check	1
8	42042	42042	42042	Spring, coasting check	1
9	42043	42043	42043	Ball, coasting check	1
10*	41850	41850	41850	"O" ring, housing seal	2
11	41720	41721	41725	Gear housing	1
12	41800	41801	41805	Dowel pin, housing	2
13	41742	41742	41742	End plate	1
14	41900	41900	41905	Cap screw, 1/4" N.C. hex head	2
15	42010	42010	42010	Adjusting screw, needle valve	1
16*	42030	42030	42030	Thread seal, 3/8", needle valve	1
17	42040	42040	42040	Washer, flat steel, needle valve	1
18	40960	40960	40960	Nut, 3/8" N.C. jam, needle valve	1
19	41761	41764	41766	Drive shaft	1
20	41920	41921	41925	Dowel pin, drive shaft	1
21	41970	41971	41975	Idler shaft	1
22	41990	41990	41990	Ball, idler shaft	1
23	41980	41980	41980	Retaining ring, idler gear	2
24	41750	41751	41755	Gear	2
25	41455	41455	41455	Adapter body, #8 SAE male x 1/2" NPT	1
26	41448	41448	41448	"O" ring, orifice insert (use with 41456 insert)	1
27	41457	41456	41456	Insert, restrictor orifice (use with 41455 body)	1
28	41875	41875	41875	"O" ring, #8 SAE male fitting	2
29	41441	41441	41441	Reverse check, #8 SAE male x 1/2" NPT	1
#	41374	41374	41374	Repair Kit, RK-BAC-75-HYD-L	--

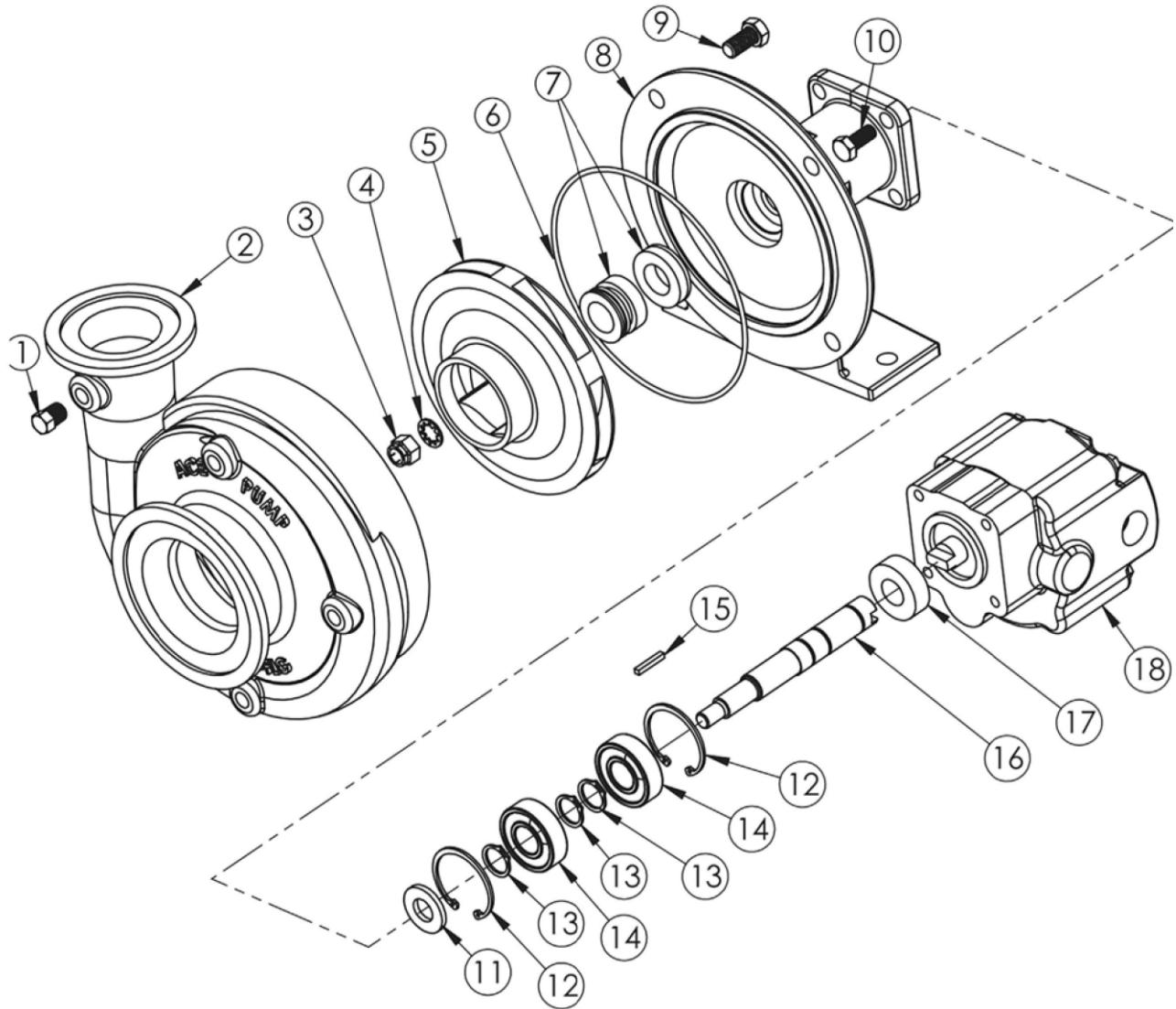
ACE 205-304 Pump Option



Parts List: ACE 205-304 Pump Option Boom

ITEM	PART NO.	QTY.	DESCRIPTION
1	530024	1	3" EPDM GASKET
2	530316	1	3" MANIFOLD REDUCER X 2" COUPLER
3	540003	1	CLAMP, 3" WORM SCREW
4	550025	1	PUMP, 205-304 FLANGED
5	632079	1	FLOW CONTROL VALVE, 1.5", Deutsch Connector

ACE 205-304 Pump Option



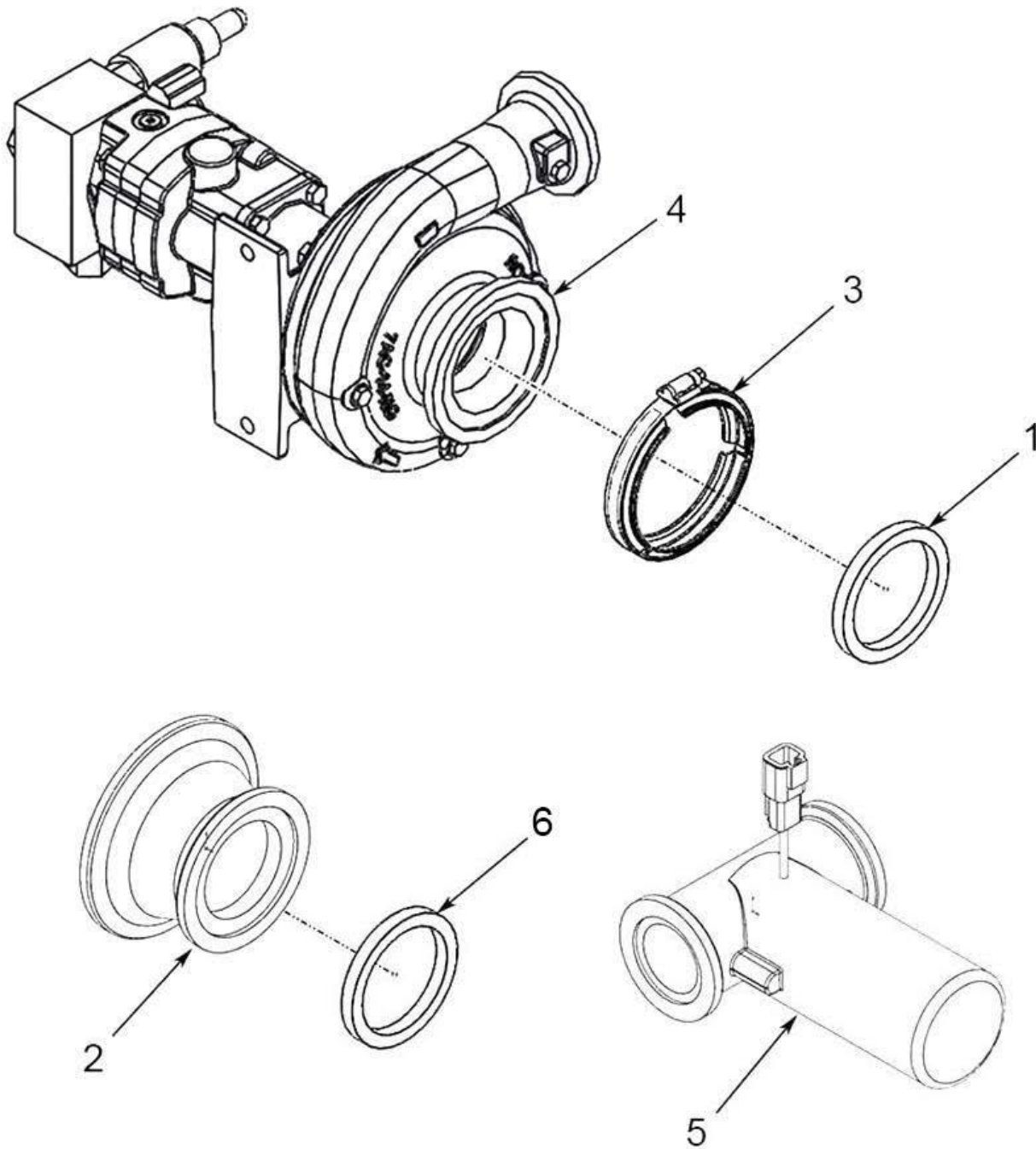


ILLUSTRATED PARTS LIST

Parts List 550025: ACE 205-304 Pump Option

ITEM	PART NO.	QTY.	DESCRIPTION
0	550025	1	PUMP, 205-304 FLANGED, COMPLETE PUMP
1	BAC-53	1	PIPE PLUG
1	41120	1	PIPE PLUG, STAINLESS STEEL (OPTIONAL)
2	7AC-14-FLG	1	VOLUTE, 300 STANDARD FLANGE X 220 FULL PORT FLANGE
3	BAC-23-A	1	NUT, 3/8" NF, CAD PLATED
3	BAC-23-A-SS	1	NUT, 3/8" NF, STAINLESS STEEL (OPTIONAL)
4J	BAC-24-HYD-SS	1	WASHER, 3/8" STAR, STAINLESS STEEL
5	BAC-26-200-P	1	IMPELLER, WITH EXTENDED KEYWAY, THERMOPLASTIC
5	BAC-26-200-CI	1	IMPELLER, WITH EXTENDED KEYWAY, CAST IRON (OPTIONAL)
5	BAC-26-200-SS	1	IMPELLER, WITH EXTENDED KEYWAY, 316 STAINLESS STEEL (OPTIONAL)
6J	BAC-4A	1	O-RING, BODY SEAL
7J	BAC-7SC-205V	1	SEAL, SILICON CARBIDE
8	BAC-14-205-HYD	1	MOUNTING FRAME FOR 205 PUMP
9	40950	4	CAP SCREW, 3/8" NC X 3/4" HEX HEAD
10	41330	4	CAP SCREW, 5/16" NC X 3/4" HEX HEAD, MOTOR TO PUMP
11	BAC-54	1	SLINGER
12	BACH-33	1	SNAP RING, INTERNAL, BAC-14-205 MOUNTING FRAME
13	BACH-32-HD	3	SNAP RING, EXTERNAL, BAC-6-205 SHAFT
14	40880	1	BALL BEARING, SEALED, BAC-6-205 SHAFT
15	BAC-25	1	KEY, 1/8" X 1/8" X 13/16", EXTENDED KEYWAY
16	BAC-6-205-HYD-SS	1	SHAFT, EXTENDED KEYWAY, TANG, STAINLESS STEEL
17	S305	1	SEAL SUPPORT SPACER FOR 205 SERIES PUMP
18	BAC-75-HYD-304A	1	HYDRAULIC MOTOR, 13 GPM, 1/2" NPT PORTS
18	BAC-75-HYD-304A-12SAE	1	HYDRAULIC MOTOR, 13 GPM, #12 SAE END PORTS (OPTIONAL)
J	RK-FMCSC-205	1	REPAIR KIT FOR FMC-205 PUMP WITH SILICON CARBIDE SHAFT SEAL
#	RK-BAC-75-HYD-300-L	1	REPAIR KIT FOR 300 SERIES HYDRAULIC MOTOR

ACE 205-304 PWM Pump Option



Parts List : ACE 205-304 PWM Pump Option

ITEM	PART NO.	QTY.	DESCRIPTION
1	530024	1	3" EPDM GASKET
2	530316	1	3" MANIFOLD REDUCER X 2" COUPLER
3	540003	1	CLAMP, 3" WORM SCREW
4	550035	1	PUMP, 205-304 FLANGED, PWM
5	632079	1	FLOW CONTROL VALVE. 1.5", Deutsch Connector

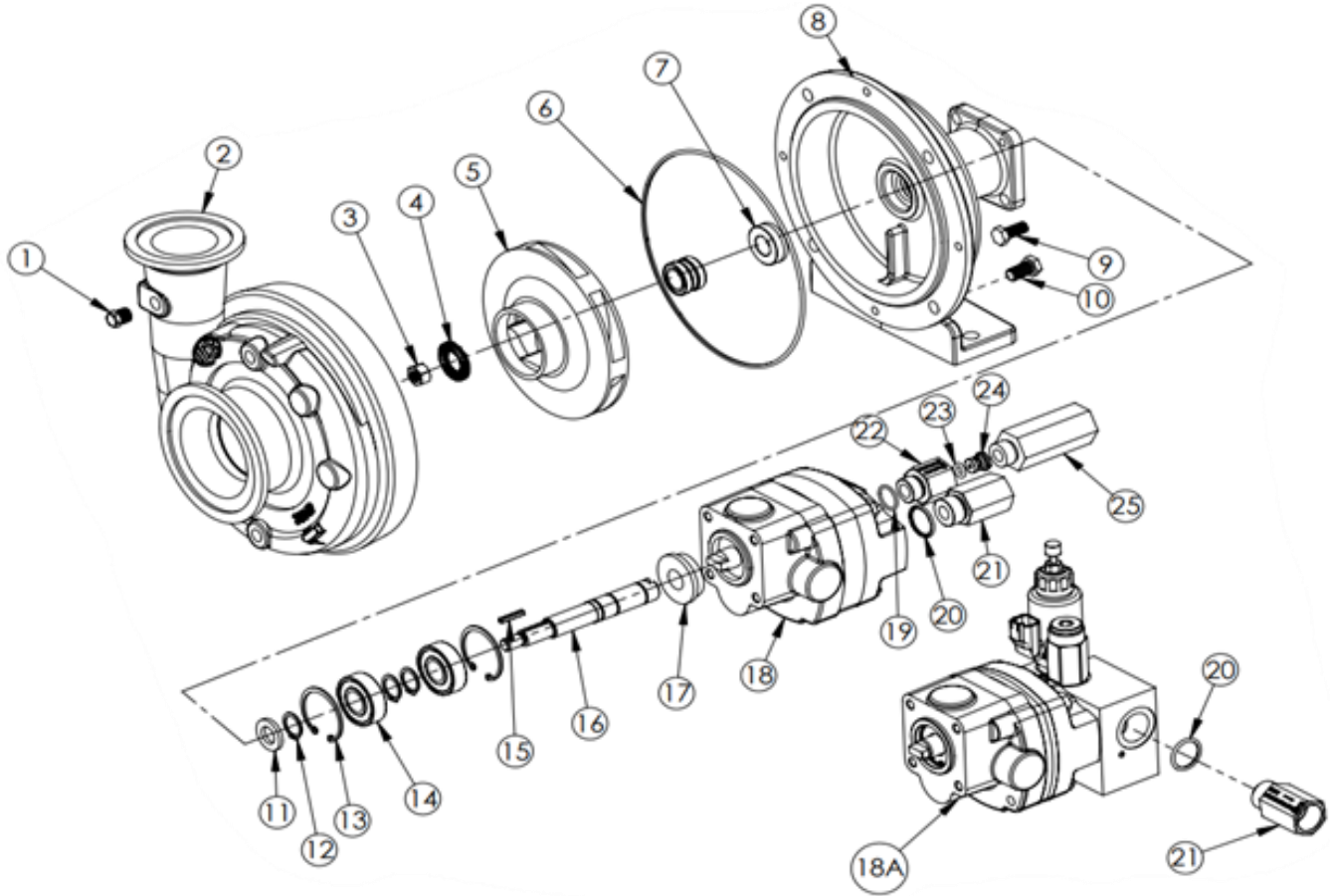


ILLUSTRATED PARTS LIST

Parts List 550035: ACE 205-304 PWM Pump, 80-90-100 Ft. Boom

ITEM	PART NO.	QTY.	EDP #	DESCRIPTION
0	550035	1		PUMP, 205-304 FLANGED, PWM, COMPLETE PUMP
1	BAC-53	4	41110	PIPE PLUG
1	41120	4	41120	PIPE PLUG, STAINLESS STEEL (-FS MODEL) (OPTIONAL)
2	7AC-14-FLG	1	41530	VOLUTE, 300 STANDARD FLANGE X 220 FULL PORT FLANGE, CAST IRON
2	7AC-14-FLG-SS	1	41532	VOLUTE. 300 FLANGE X 220 FLANGE, 316 STAINLESS STEEL (-FS MODEL)
3	BAC-23-B-SS	1	40393	NUT, 3/8" NF, STAINLESS STEEL
4	BAC-24-B-SS	1	42702	WASHER, 3/8", STAINLESS STEEL, SELF-LOCKING
5	BAC-26-200-P	1	40434	IMPELLER, THERMOPLASTIC
5	BAC-26-200-CI	1	40433	IMPELLER, CAST IRON (OPTIONAL)
5	BAC-26-200-SS	1	40436	IMPELLER, 316 STAINLESS STEEL (-FS MODEL) (OPTIONAL)
6	BAC-4A	1	40005	O-RING, BODY SEAL
7	BAC-7SC-205V	1	40149	SEAL, SILICON CARBIDE
8	BAC-14-205-HYD	1	40338	MOUNTING FRAME FOR 205 PUMP
8	BAC-14-205-HYD-SS	1	40346	MOUNTING FRAME FOR 205 PUMP, 316 STAINLESS STEEL (-FS MODEL)
9	40950	4	40950	CAP SCREW, 3/8" NC X 3/4" HEX HEAD
9	40930	4	40930	CAP SCREW, 3/8" NC X 3/4" HEX HEAD, STAINLESS STEEL (-FS MODEL)
10	41330	4	41330	CAP SCREW, 5/16" NC X 3/4" HEX HEAD, MOTOR TO PUMP
11	BAC-54	1	41130	SLINGER
12	BACH-33	2	40820	SNAP RING, INTERNAL, BAC-14-205 MOUNTING FRAME
13	BACH-32-HD	3	40385	SNAP RING, EXTERNAL, BAC-6-205 SHAFT
14	40880	2	40880	BALL BEARING, SEALED, BAC-6-205 SHAFT
15	BAC-25	1	40425	KEY, 1/8" X 1/8" X 13/16", EXTENDED KEYWAY
16	BAC-6-205-HYD-SS	1	40068	SHAFT, EXTENDED KEYWAY, TANG, STAINLESS STEEL
17	S305	1	40163	SEAL SUPPORT SPACER FOR 205 SERIES PUMP
18	BAC-75-HYD-304-PWM	1	41348	HYDRAULIC MOTOR, 11 GPM, PWM
19	41445	1	41445	O-RING, #10 SAE FITTING
20	BAC-78-10X10SAE	1	41467	REVERSE CHECK ASSEMBLY, #10 SAE X #10 SAE
NS	RK-FMCSC-205	-	52705	REPAIR KIT FOR FMC-205 PUMP WITH SILICON CARBIDE SHAFT SEAL
NS	RK-BAC-75-HYD-300-L	-	41362	REPAIR KIT FOR 300 SERIES HYDRAULIC MOTOR

ACE 255F-304 (PWM) Pump



Parts List 550055 (550056): ACE 255F-304 (PWM) Pump

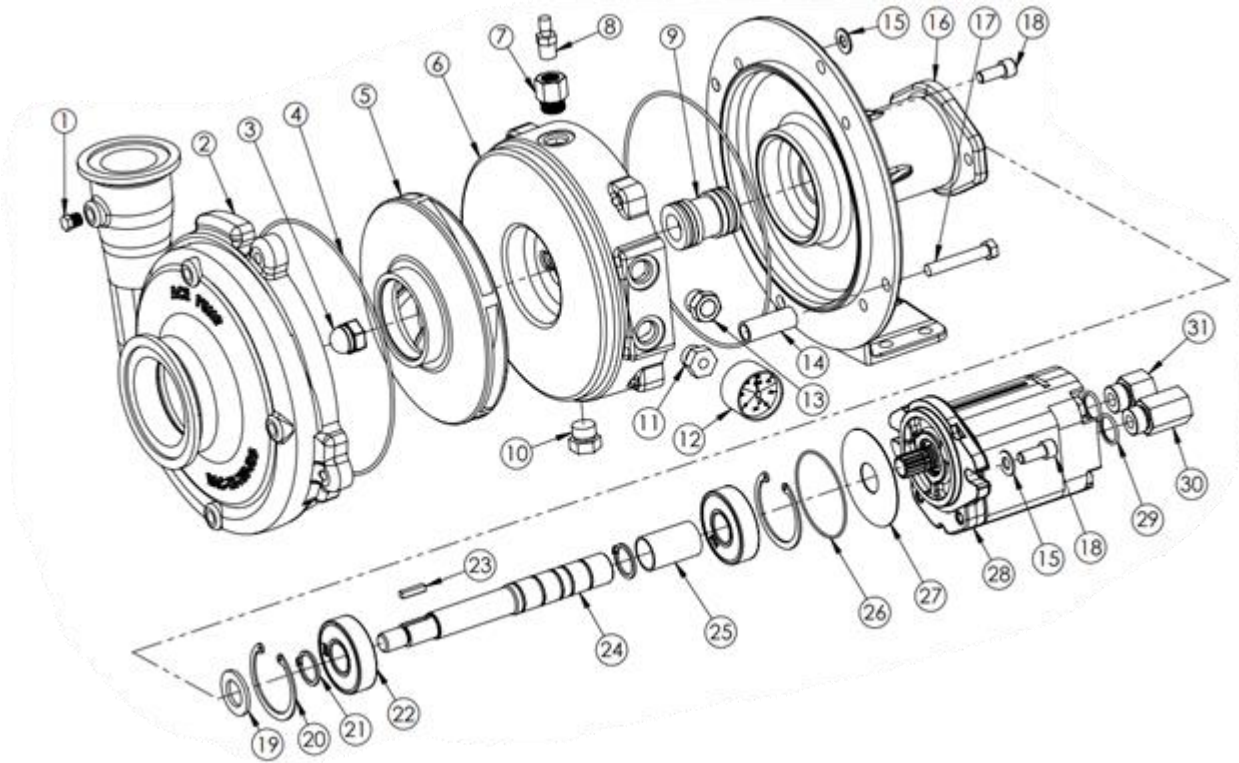
ITEM	EDP NO.	VENDOR NO.	QTY.	DESCRIPTION
0	-	550055 (550056)	1	PUMP, 255-304 WET SEAL (PWM)
1	41100	BAC-53	4	PIPE PLUG
1	41120	41120	4	PIPE PLUG, STAINLESS STEEL (OPTIONAL)
2	30149	BAC-12-255-FLG	1	VOLUTE, CAST IRON, 300 X 220 FLANGED, E-COATED
3	40393	BAC-23-B-SS	1	NUT, 3/8" NF, SS
4	42702	BAC-24-B-SS	1	WASHER, 3/8" SS, VIBRATION PROOF
5	40434	BAC-26-200-P	1	IMPELLER, THERMOPLASTIC, KEYWAY
5	40433	BAC-26-200-CI	1	IMPELLER, CAST IRON, KEYWAY (OPTIONAL)
5	40436	BAC-26-200-SS	1	IMPELLER, STAINLESS STEEL, KEYWAY (OPTIONAL)
6	40015	BAC-4-150	1	O-RING, BODY SEAL
7	40149	BAC-7SC-205V	1	SEAL, TYPE 2106 SILICON CARBIDE MECHANICAL SEAL



ILLUSTRATED PARTS LIST

8	40288	BAC-14-5-HYD	1	MOUNTING FRAME, CAST IRON, E-COATED
9	41330	41330	2	CAP SCREW, 5/16" NC X 3/4"
10	40950	40950	4	CAP SCREW, 3/8"NC X 3/4" HEX HEAD
10	40930	40930	4	CAP SCREW, 3/8"NC X 3/4" HEX HEAD, STAINLESS STEEL (OPTIONAL)
11	41130	BAC-54	1	SLINGER
12	40385	BACH-32-HD	3	SNAP RING, EXTERNAL, SHAFT
13	40820	BACH-33	2	SNAP RING, INTERNAL, MOUNTING FRAME
14	40880	40880	2	BEARING
15	40425	BAC-25	1	KEY, 1/8" X 1/8" X 13/16" SS
16	41584	BAC-6-255-HYD-SS	1	SHAFT, .625 DIA, 255, SS
17	40163	S305	1	SEAL SUPPORT SPACER (304N)
18	41343	BAC-75-HYD-304	1	HYDRAULIC MOTOR, 9 GPM (INCLUDES 17,18, 19,20,21,22,23, 24)
18	41312	BAC-75-HYD-306	1	HYDRAULIC MOTOR, 16.5 GPM (INCLUDES 17,18B, 19,20,21,22,23, 24A)
18A	41348	BAC-75-HYD-304-PWM	1	HYDRAULIC MOTOR, INTEGRATED PWM VALVE, 9 GPM (INCLUDES 17,18A,20,21A)
19	41875	41875	1	O-RING, #8 SAE FITTING
20	41445	41445	1	O-RING, #10 SAE FITTING
21	41442	BAC-78-10SAE	1	REVERSE CHECK ASSEMBLY, #10 SAE X 1/2" NPT, W/ O-RING
21A	41467	BAC-78-10X10SAE	1	REVERSE CHECK ASSEMBLY, #10 SAE X #10 SAE, W/ O-RING (OPTIONAL)
22	41455	BAC-80-8SAE	1	BODY, RESTRICTOR ORIFICE, #8 SAE X 1/2" NPT, W/ O-RING
23	41448	41448	1	O-RING, RESTRICTOR
24	41447	BAC-79-8	1	ORIFICE INSERT, RESTRICTOR, W/ O-RING (304) (DO NOT USE WITH 304-PWM)
24A	41449	BAC-79-9	1	ORIFICE INSERT, RESTRICTOR, W/ O-RING (306)
25	41429	LS-304N	1	FLOW LIMITING VALVE, #8 MSAE X 1/2" FNPT (304) (OPTIONAL)
*	52717	RK-FMCSC-PRO5	-	REPAIR KIT, INCLUDES ITEMS 6 AND 7
*	41362	RK-BAC-75-HYD-300-L	-	REPAIR KIT; 300 SERIES HYD MOTOR WITH HIGH PRESSURE LIP SEAL

ACE 750 Pump



Parts List 550050: ACE 750 Pump

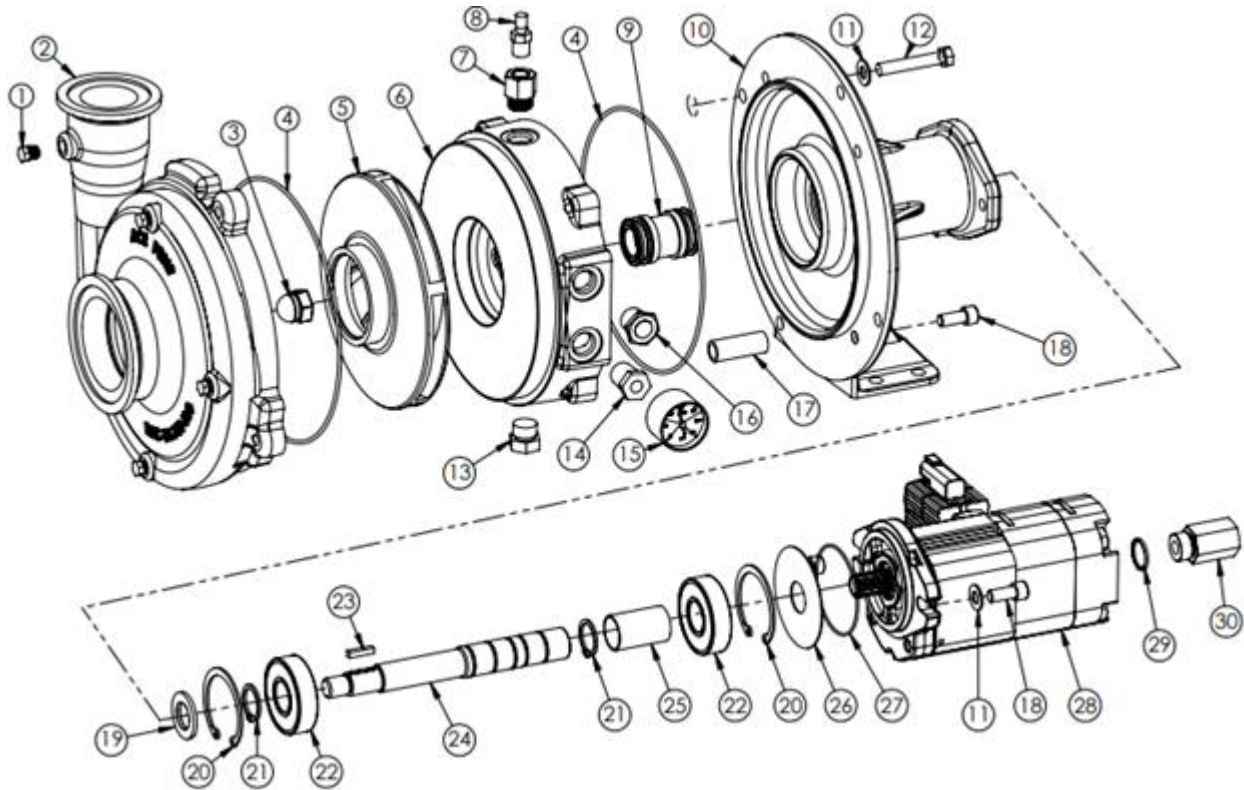
ITEM	EDP NO.	VENDOR NO.	QTY.	DESCRIPTION
0	-	550018 (550050)	1	PUMP 750 OASIS ACE (STAINLESS), COMPLETE
1	41110	BAC-53	4	PIPE PLUG, 1/8" NPT
2	30158	BAC-12-750-FLG	1	VOLUTE, 300 X 220 FLANGE, CAST IRON, E-COATED
3	40397	40397	1	ACORN NUT, 5/8"-11 STAINLESS STEEL
4	30009	ACAL-4	2	O-RING, VOLUTE SEAL
5	30182	BAC-26-750-CI	1	IMPELLER, CAST IRON, E-COATED
5	30189	BAC-26-750-SS	1	IMPELLER, 316 STAINLESS STEEL (OPTIONAL)
6	45264	BAC-16-750	1	SEAL PLATE, CAST IRON, E-COATED
7	41107	41107	1	PLUG, #8 SAE X 1/4" FNPT, HEX HEAD, WITH O-RING
8	41316	41316	1	AIR VALVE, 1/4" NPT
9	40147	BAC-7-750V	1	DUAL SEAL ASSEMBLY, TYPE 21, .875 SHAFT
10	41108	41108	1	PLUG, SAE #8, HEX HEAD, WITH O-RING
11	44039	44039	1	BUSHING, #8 SAE X 1/8" FNPT
11	44038	44038	1	BUSHING, 1/2" MNPT X 1/8" FNPT (PRIOR TO 11/11)



ILLUSTRATED PARTS LIST

12	50150	50150	1	PRESSURE GAUGE, 0-60 PSI, 1/8" NPT
13	55851	55851	1	SITE GAUGE, #8 SAE, STEEL
13	55850	55850	1	SITE GAUGE, BRASS 1/2" NPT
14	45267	45267	4	SPACER, SEAL PLATE
15	42701	42701	3	WASHER, 3/8", VOLUTE AND MOTOR MOUNT
16	40333	BAC-14-750-HYD	1	MOUNTING FRAME, CAST IRON, E-COATED
17	40952	40952	4	CAP SCREW, 3/8" NC X 2-1/2", HEX HEAD (VOLUTE)
18	41907	41907	4	CAP SCREW, 3/8" NC X 1", SOCKET HEAD (SEAL PLATE, MOTOR MOUNT)
19	41132	BAC-54-650	1	SLINGER, 7/8" SHAFT
20	41943	41943	2	SNAP RING, INTERNAL, FRAME
21	30174	ACAL-32	2	SNAP RING, EXTERNAL, SHAFT
22	40875	40875	2	BALL BEARING, SEALED
23	41085	41085	1	KEY, .188 X .188 X .875
24	40066	BAC-6-750-HYD-SS-WS	1	SHAFT, 11T FEMALE SPLINE, STAINLESS STEEL
25	40793	BAC-32-750	1	SPACER, SHAFT
26	43419	43419	1	O-RING, FLANGE, M SERIES MOTOR (EFFECTIVE 6/15)
27	43414	43414	1	PAD, ABSORBENT, M SERIES MOTOR (EFFECTIVE 6/15)
28	41355	BAC-75-HYD-M22	1	HYDRAULIC MOTOR, PRESSURE PLATED GEAR TYPE, 18 GPM
28	41356	BAC-75-HYD-M25	1	HYDRAULIC MOTOR, PRESSURE PLATED GEAR TYPE, 20 GPM
29	41445	41445	2	O-RING, #10 SAE FITTING
30	41442	BAC-78-10SAE	1	REVERSE CHECK, #10 SAE MALE X 1/2" NPT FEMALE
31	41446	BAC-80-10SAE	1	BODY, ADAPTER/RESTRICTOR, #10 SAE MALE X 1/2" NPT FEMALE
NS	55032	55032	1.32	BARRIER FLUID, ROYAL PURPLE, QUART
NS	52724	RK-FMC-750	-	REPAIR KIT, INCLUDES ITEMS 4 (2 PCS.), 9, AND 32 (2 QTS.)

ACE 750 PWM Pump



Parts List 550044: ACE 750 PWM Pump

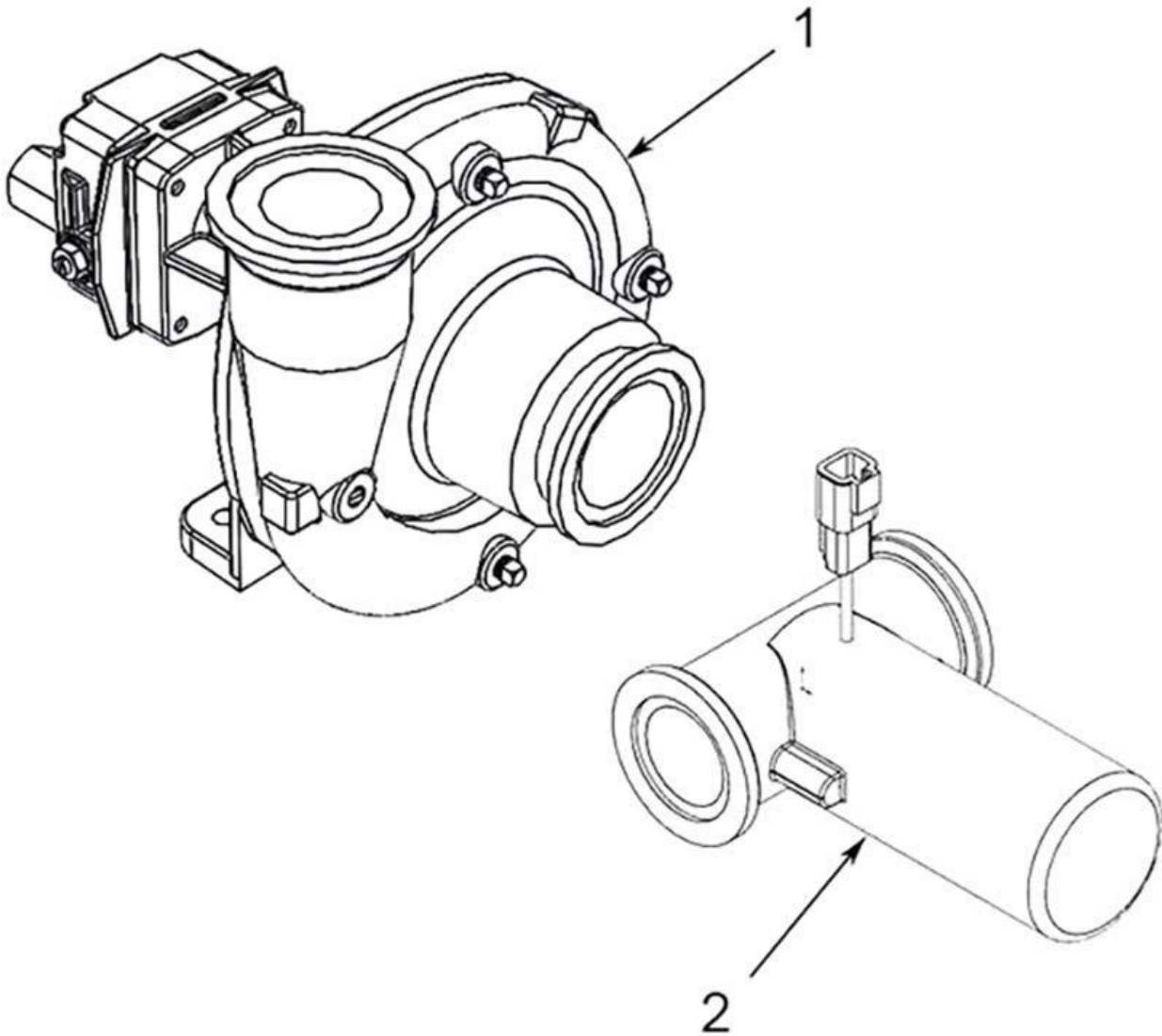
ITEM	EDP NO.	VENDOR NO.	QTY.	DESCRIPTION
0	-	550044	1	PUMP ACE OASIS 750, PWM, COMPLETE
1	41110	BAC-53	4	PIPE PLUG, 1/8" NPT
2	30158	BAC-12-750-FLG	1	VOLUTE, 300 X 220 FLANGE, CAST IRON, E-COATED
3	40397	40397	1	ACORN NUT, 5/8"-11 STAINLESS STEEL
4	30009	ACAL-4	2	O-RING, VOLUTE SEAL
5	30182	BAC-26-750-CI	1	IMPELLER, CAST IRON, E-COATED
5	30189	BAC-26-750-SS	1	IMPELLER, 316 STAINLESS STEEL (OPTIONAL)
6	45264	BAC-16-750	1	SEAL PLATE, CAST IRON, E-COATED
7	41107	41107	1	PLUG, #8 SAE X 1/4" FNPT, HEX HEAD, WITH O-RING
8	41316	41316	1	AIR VALVE, 1/4" NPT
9	40147	BAC-7-750V	1	DUAL SEAL ASSEMBLY
10	40333	BAC-14-750-HYD	1	MOUNTING FRAME, CAST IRON, E-COATED
11	42701	42701	3	WASHER, 3/8", VOLUTE DISCHARGE AND MOTOR MOUNT
12	40952	40952	4	CAP SCREW, 3/8" NC X 2-1/2", HEX HEAD (VOLUTE)



ILLUSTRATED PARTS LIST

13	41108	41108	1	PLUG, SAE #8, HEX HEAD, WITH O-RING
14	44039	44039	1	BUSHING, #8 SAE X 1/8" FNPT
15	50150	50150	1	PRESSURE GAUGE, 0-60 PSI, 1/8" NPT
16	55851	55851	1	SITE GAUGE, #8 SAE, STEEL
17	45267	45267	4	SPACER, SEAL PLATE
18	41907	41907	1	CAP SCREW, 3/8" NC X 1", SOCKET HEAD (SEAL PLATE, MOTOR MOUNT) 6 19 BAC-54-650 41132 SLINGER, 7/8" SHAFT
20	41943	41943	2	SNAP RING, INTERNAL, FRAME
21	30174	ACAL-32	2	SNAP RING, EXTERNAL, SHAFT
22	40875	40875	2	BALL BEARING, SEALED
23	41085	41085	1	KEY, .188 X .188 X .875
24	40066	BAC-6-750-HYD-SS-WS	1	SHAFT, 11T FEMALE SPLINE, STAINLESS STEEL
25	40793	BAC-32-750	1	SPACER, SHAFT
26	43414	43414	1	PAD, ABSORBENT, M SERIES MOTOR
27	43419	43419	1	O-RING, FLANGE, M SERIES MOTOR
28	41336	BAC-75-HYD-M22-PWM	1	HYDRAULIC MOTOR, 18 GPM (65.9 LPM), WITH INTEGRATED VALVE
29	41445	41445	2	O-RING, #10 SAE FITTING
30	41442	BAC-78-10X10SAE	1	REVERSE CHECK, #10 SAE MALE X #10 SAE FEMALE
31	55032	55032	1.32	55032 BARRIER FLUID, QUART 1.32 J RK-FMC-750
NS	52724		-	REPAIR KIT, INCLUDES ITEMS 4 (2 PCS.), 9, AND 31 (2 QTS.)

HYPRO 9306 Pump Option

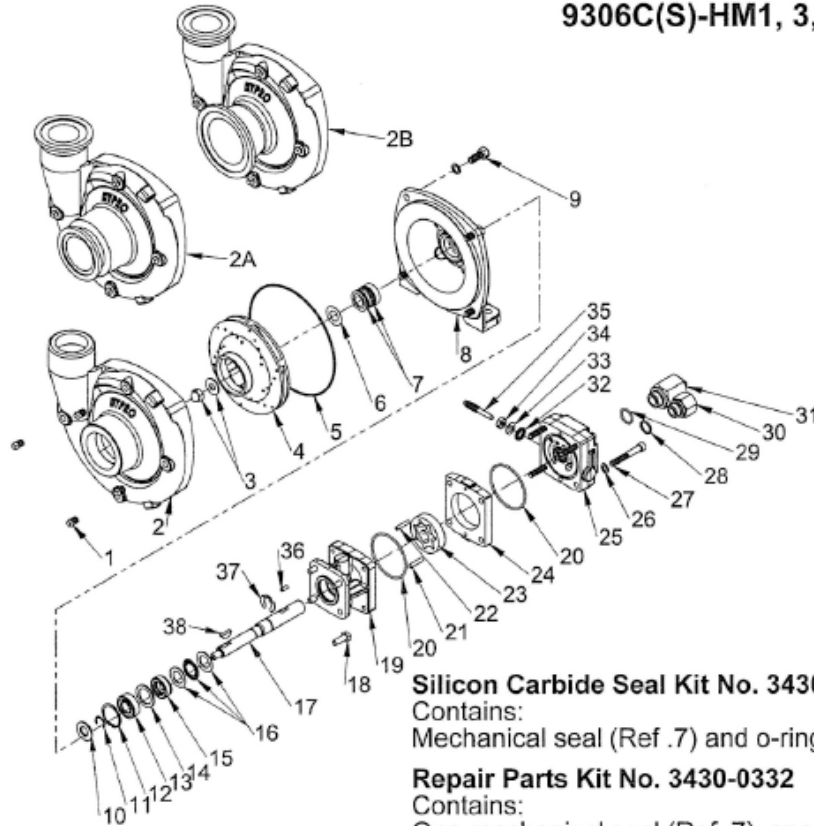


Parts List: HYPRO 9306 Pump Option

ITEM	PART NO.	QTY.	DESCRIPTION
1	550011	1	PUMP, HYPRO
2	632079	1	FLOW CONTROL VALVE, 1.5", Deutsch Connector

HYPRO 9306 Pump 550045, 80-90-100 Ft. Boom

9306C(S)-HM1, 3, 5C and 9306C(S)-HM1, 3, 5C-3U



NOTE: When ordering parts, give QUANTITY, PART NUMBER, DESCRIPTION, and COMPLETE MODEL NUMBER. Reference number are used ONLY to identify part in the drawing and are NOT to be used as order numbers.

Silicon Carbide Seal Kit No. 3430-0589

Contains:
Mechanical seal (Ref. 7) and o-ring (Ref. 5).

Repair Parts Kit No. 3430-0332

Contains:
One mechanical seal (Ref. 7), one o-ring (Ref. 5) and one rubber gasket (Ref. 6).

Parts Kit No. 3430-0881

Contains: One each ball bearing (Ref. 13), motor shaft seal (Ref. 15), thread seal gasket (Ref. 32), and washer (Ref. 33); two spacer O-rings (Ref. 20), and port adapter o-rings (Ref. 28 & 29).

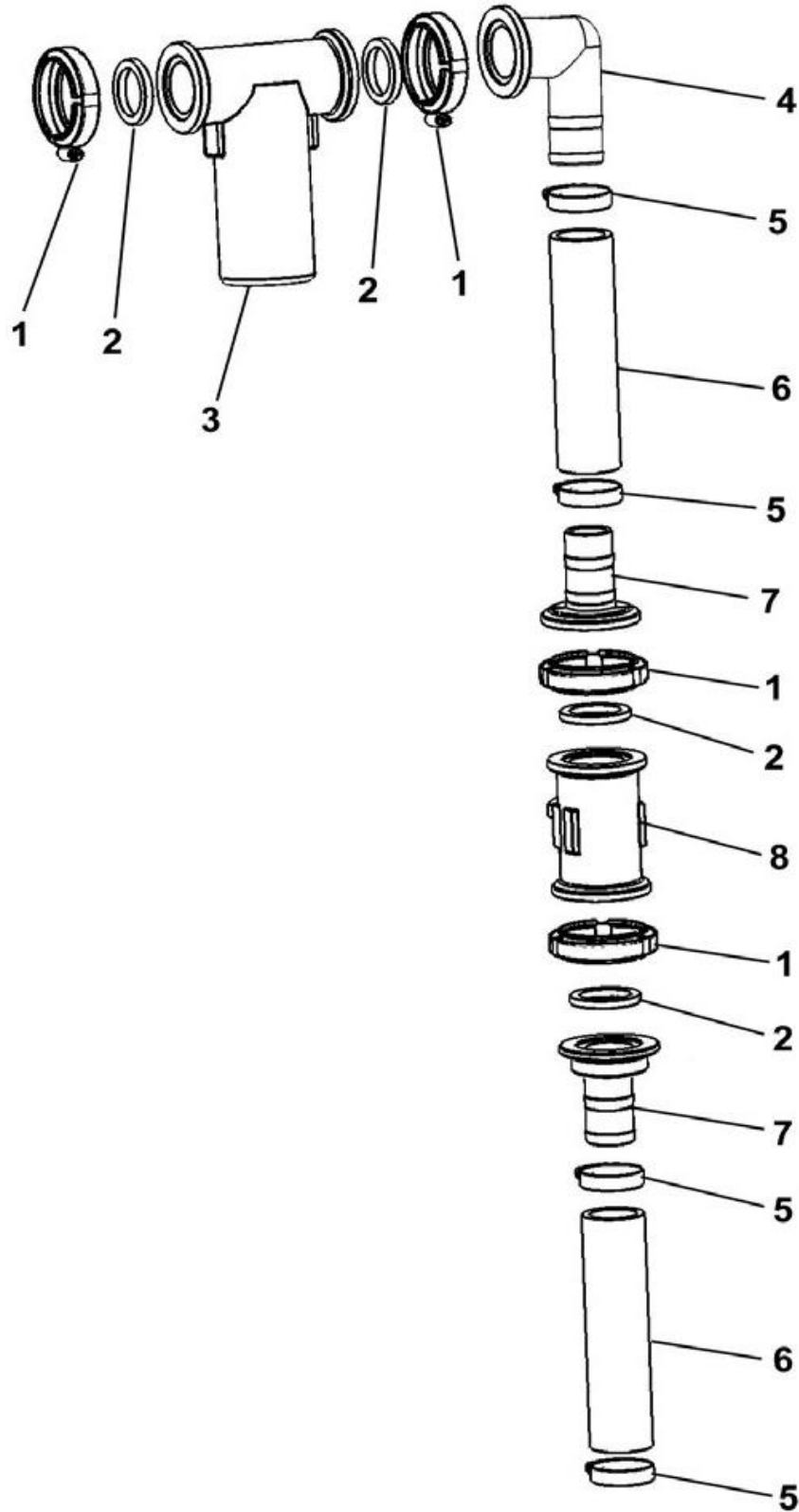
Hydraulic Motor Part Nos.

2540-0806C (HM1C Models)
2540-1606C (HM3C Models)
2540-1006C (HM5C Models)

Ref. No.	Qty. Req'd.	Part No.	Description
1	4	2406-0016	Drain/Vent Plug
2	1	0154-9200C1	Pump Casing (9306C)
2	1	0154-9200S1	Pump Casing (9306S)
2A	1	0157-9200C	Pump Casing (Universal Flange 2" X 2" Cast)
2A	1	0157-9200S	Pump Casing (Universal Flange 2" X 2" S.S.)
2B	1	0158-9200C	Pump Casing (Universal Flange 3" X 2" Cast)
2B	1	0158-9200S	Pump Casing (Universal Flange 3" X 2" S.S.)
3	1	3430-0825	Impeller Nut (9306C and 9306S)
4	1	0401-9200P2	Impeller (Nylon Std. 9306C)
4	1	0405-9100P2	Impeller (Polypropylene Optional) (Std. 9306S)
4	1	0407-9306P	Impeller (GTX Optional)
5	1	3430-0332	O-ring
6	1	3430-0332	Gasket
7	1	3430-0332	Mechanical Seal (Viton/Ceramic) (Std. 9306C)
7	1	3430-0589	Mechanical Seal (Silicon Carbide) (Std. 9306S)
8	1	0750-9300C2	Mounting Flange (9306C)
8	1	0756-9300S	Mounting Flange (9306S)
9	4	2210-0020	Hex Head Cap Screw (9306C)
9	4	2210-0125	Hex Head Cap Screw (9306S)
10	1	1410-0056	Slinger Ring
11	1	1810-0014	Snap Ring
12	1	1820-0013	Retaining Ring
13	1	3430-0881	Ball Bearing
14	1	1410-0154	Spacer
15	1	3430-0881	Lip Seal
16	1	2029-0014	Thrust Bearing Assembly
17	1	3430-0852	Shaft (HM1C/HM5C)
17	1	3430-0855	Shaft (HM3C)
18	4	2210-0005	Hex Head Cap Screw
19	1	0150-2540C	Motor Body (Includes needle bearing)
19	1	0150-2542C	Motor Body Case Drain SAE -4 (Includes needle bearing)

Ref. No.	Qty. Req'd.	Part No.	Description
20	1	3430-0881	O-ring
21	1	1600-0095	Dowel Pin (HM1C/HM5C)
21	1	1600-0096	Dowel Pin (HM3C)
22	1	1600-0084	Dowel Pin (HM1C/HM5C)
22	1	1600-0085	Dowel Pin (HM3C)
23	1	3900-0022	Gerotor (HM1C)
23	1	3900-0024	Gerotor (HM3C)
23	1	3900-0048	Gerotor (HM5C)
24	1	0720-2603	Gerotor Housing (HM1C Models) 1/2" wide
24	1	0720-2606	Gerotor Housing (HM3C Models) 1" wide
24	1	0720-2604	Gerotor Housing (HM5C Models) 5/8" wide
25	1	0254-2500C2	Motor End Plate (includes needle bearing)
25	1	0254-2500C3	Motor End Plate -8,-10 SAE, No Bypass (Includes needle bearing)
26	4	2270-0039	Washer
27	4	2220-0021	Cap Screw (HM1C Models)
27	4	2220-0044	Cap Screw (HM3C Models)
27	4	2220-0032	Cap Screw (HM5C Models)
28	1	3430-0881	O-ring
29	1	3430-0881	O-ring
30	1	3360-0021A	Pressure Port Adapter (includes o-ring)
31	1	3320-0051A	Tank Port Adapter (includes o-ring)
32	1	3430-0881	Gasket
33	1	3430-0881	Washer
34	1	2250-0038	Lock Nut
35	1	3220-0029	Bypass Adjusting Screw
36	1	1610-0031	Gerotor Key (HM1C/HM5C)
36	1	1610-0055	Gerotor Key (HM3C)
37	1	1810-0026	Snap Ring
38	1	1610-0012	Woodruff Key (9306C)
38	1	04432-SHW	Woodruff Key (9306S)

RAVEN Flow Controls





ILLUSTRATED PARTS LIST

Parts List: RAVEN Flow Controls

ITEM	VENDOR PART NO.	PART NO.	QTY.	DESCRIPTION
1	FC220	540002	4	MANIFOLD CLAMP 2" FULL PORT
2	150G	530014	4	GASKET 2" PORT
3	063-0171-894	631805	1	RAVEN MOTORIZED CONTROL, 2-WAY MOLDED CONNECTOR
4	M200150BRB90	530080	1	MANIFOLD ELBOW 2" FULL PORT X 1.5" HOSE BARB
5	64024H	540016	4	CLAMP STAINLESS STEEL 1-1/2"
6	BS-1-1/2BH200	510014	AR	HOSE EDPM 1-1/2"
7	M200150BRB	530100	2	MANIFOLD HOSE BARB 2" X 1.5" HOSE BARB
8	063-0171-0793	631804	1	RAVEN FLOW METER

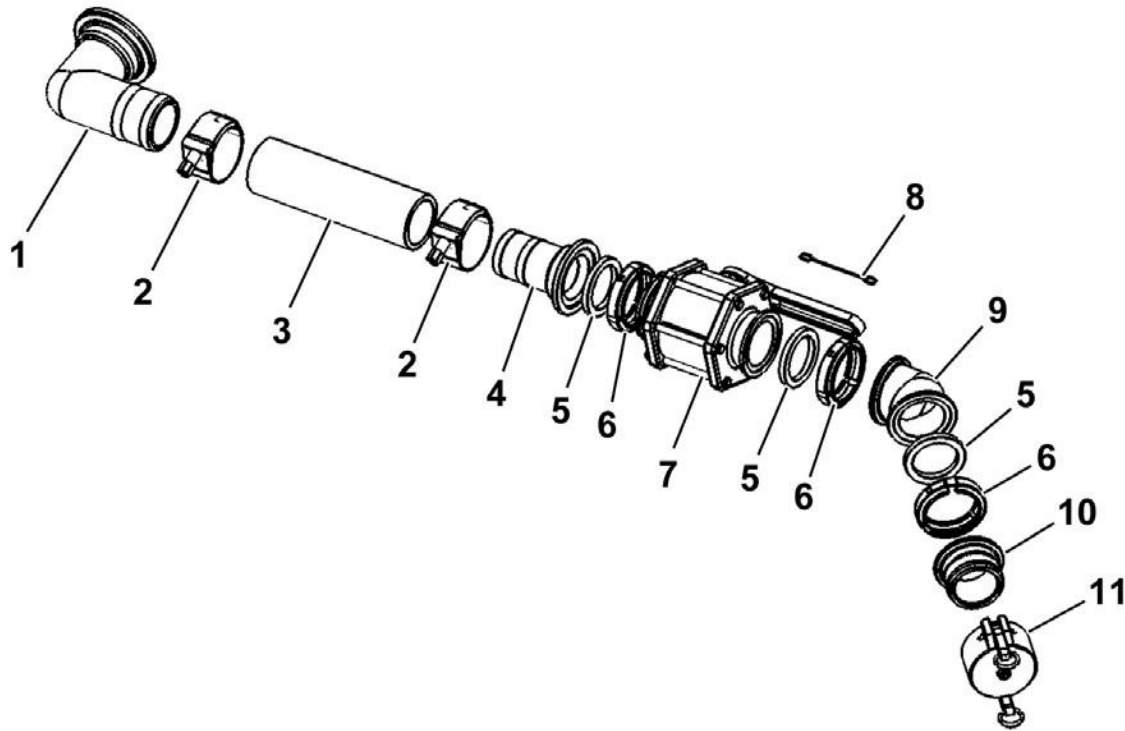


ILLUSTRATED PARTS LIST

Parts List: 3" Quick Fill

ITEM	PART NO.	QTY.	DESCRIPTION
1	500042	1	MV300CF
2	530023	1	CAP, 3"
3	530024	3	GASKET, 3" EPDM
4	530113	1	FLANGED 3" HOSE BARB
5	530179	1	CABLE LANYARD
6	530233	1	3" MANIFOLD X 3" MALE ADAPTER
7	530234	1	3" COUPLER, 45 DEGREE
8	540003	3	CLAMP, WORM SCREW 3"


Quick Fill – Optional 3 inch



Parts List: Quick Fill – Optional 3 Inch

ITEM	VENDOR PART NO.	PART NO.	QTY.	DESCRIPTION
1	M300BRB90	530114	1	3" FLANGE X 3" HB-90 DEG
2	TC-343	540009	2	CLAMP 3" T-BOLT HOSE 3.43 MM
3	12012810	510004	1	HOSE 3" FERTILIZER
4	M300BRR	530113	1	3" FLANGE X 3" HOSE BARB
5	300G	530024	3	3" EPDM GASKET
6	FC300	540003	3	CLAMP 3" WORM SCREW
7	M300FP	500012	1	VALVE 3" FPT X 3" PORT POLY
8	79-12	530179	1	CABLE LANYARD
9	M300CPG45	530234	1	3" MANIFOLD CPIG X 45 DEG
10	M300A	530233	1	ADAPTER, 3" MALE X 3" MALE THD
11	300CAP	530023	1	3" CAP

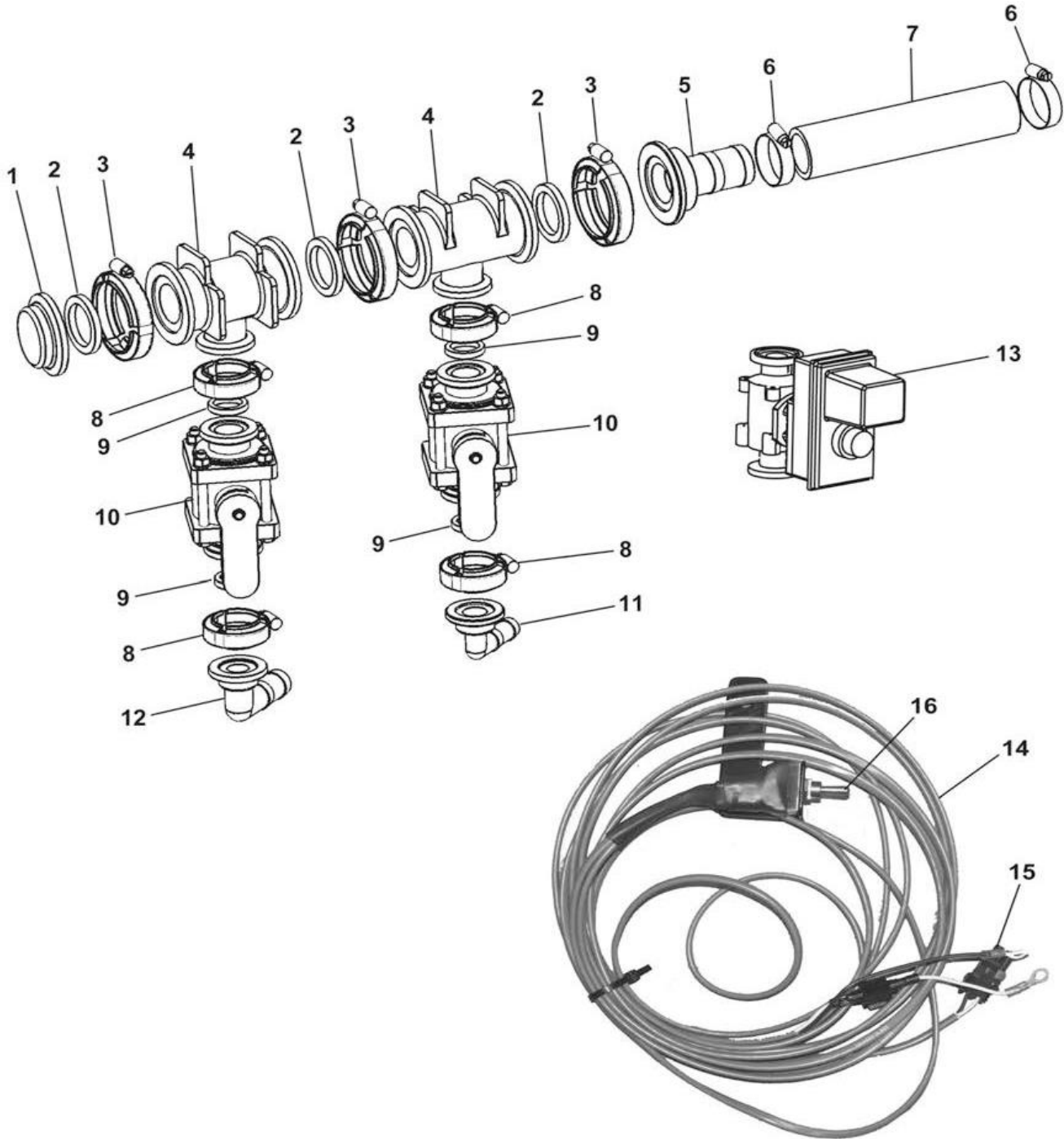
2" Banjo Full Port Flowmeter



Parts List: 2" Banjo Full Port Flowmeter

ITEM	PART NO.	QTY.	DESCRIPTION
1	530019	2	2" EPDM GASKET
2	530271	1	2" FULL PORT FLANGE - 2" MALE ADAPTER
3	530311	1	2" FULL PORT FLOW METER
4	530323	1	2" FULL PORT FLANGE X FEMALE COUPLER
5	540002	2	CLAMP, 2" FULL WORM SCREW

Agitation & Rinse Control



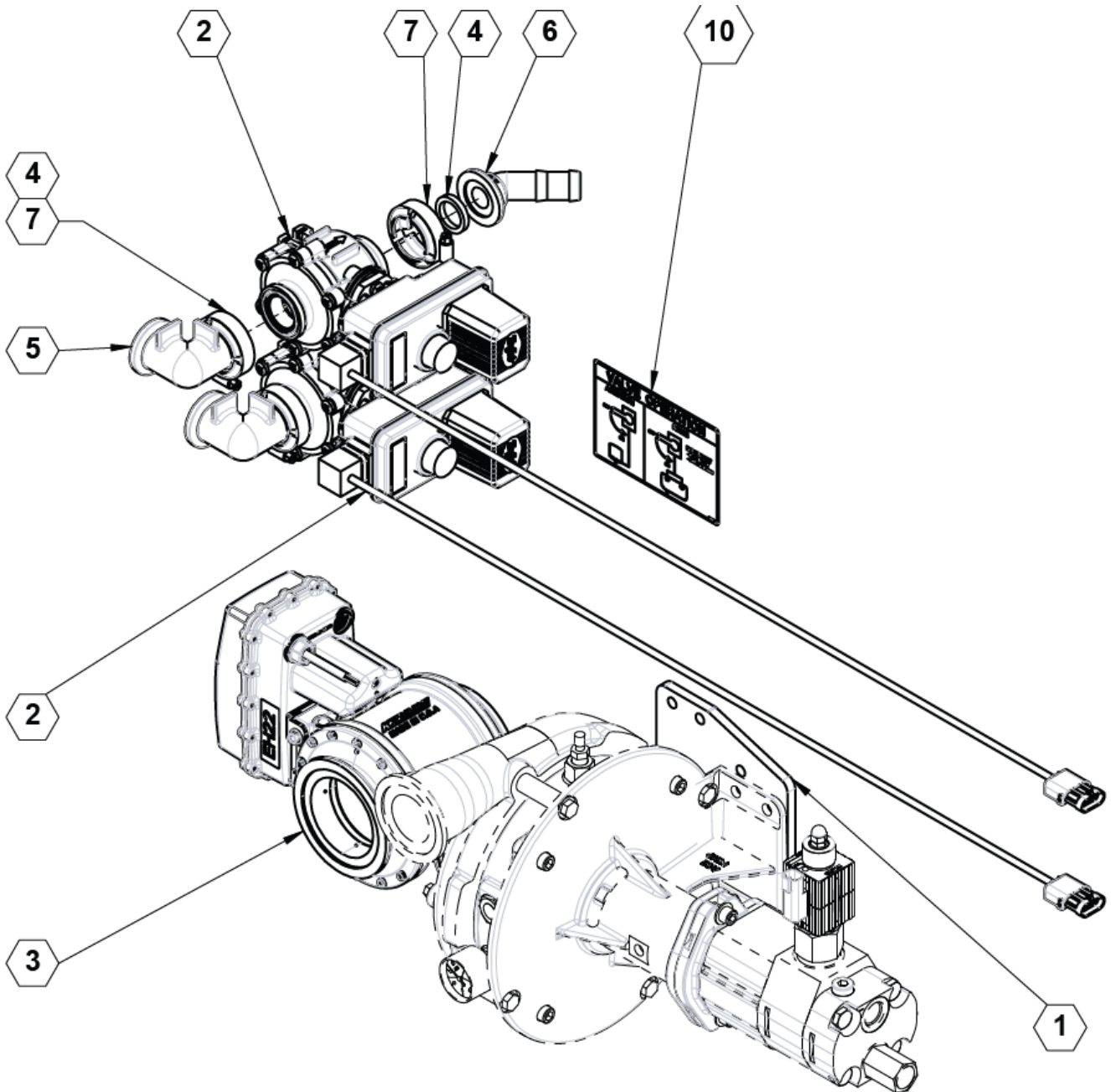


ILLUSTRATED PARTS LIST

Parts List: Agitation & Rinse Control

ITEM	VENDOR PART NO.	PART NO.	QTY.	DESCRIPTION
1	M200PLG	530093	1	MANIFOLD PLUG 2"
2	150G	530014	3	1.5" EPDM GASKET
3	FC200	540001	3	MANIFOLD CLAMP
4	M200100TEE	530075	2	MANIFOLD TEE 2 X 1"
5	M200150BRB	530079	1	MANIFOLD HOSE BARB 1-1/2"
6	64024H	540016	2	CLAMP HOSE 1-1/2
7	1-1/2 EDPM	510014	4'	HOSE SPRAY 1-1/2 GOODYEAR
8	FC100	540000	4	MANIFOLD CLAMP 1"
9	M100G	530068	4	GASKET 1"
10	MV100CF	500005	2	MANIFOLD VALVE 1"
11	M100075BRB90	530060	1	MANIFOLD ELBOW 1" X 3/4" HB TO RINSE BALLS
12	M100BRB90	530061	1	MANIFOLD ELBOW 1" HB TO AGITATION
13	PL344BR-24-CEC	500001	2	VALVE BALL ELECTRIC AGITATION (OPTIONAL)
14		90SAEASA	1	CONTROL HARNESS ELECTRIC AGITATION
15		560021	1	FUSE 15 AMP
16		560043	1	SWITCH

Electrical Valving Option





ILLUSTRATED PARTS LIST

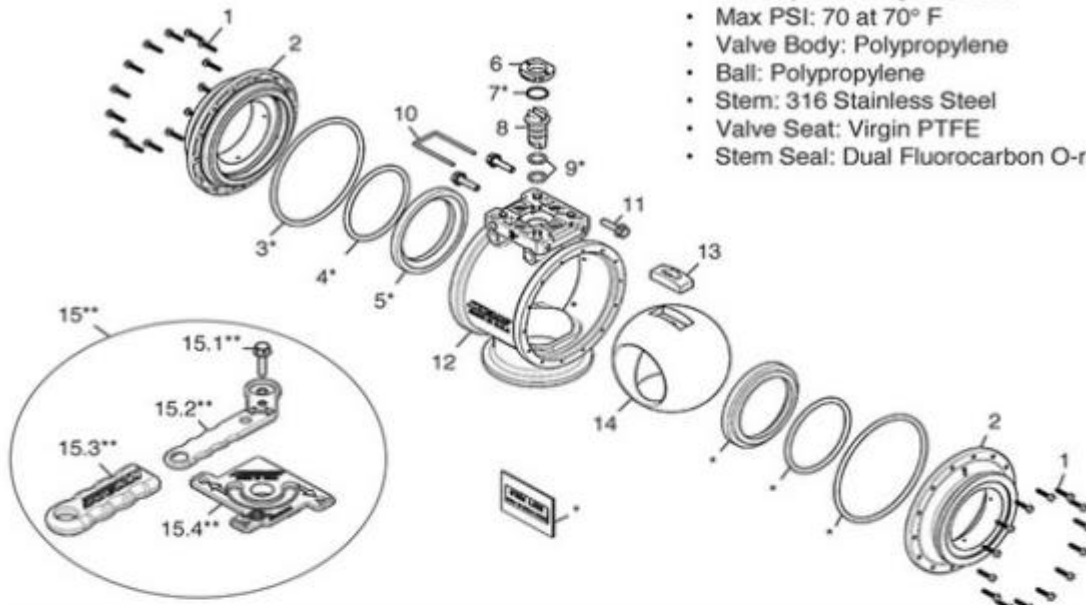
Electrical Valving Option 99FSEVO Parts List

ITEM	PART NO.	QTY.	DESCRIPTION
1	18305	1	PLATE, ADAPTER, ACE OASIS PUMP
2	500064	2	VALVE, 356 SERIES ON/OFF ELEC. AGITATION
3	500080	1	VALVE, 3" 3-WAY ACTUATED
4	530068	4	GASKET, 1.00 EPDM
5	530362	2	FITTING, 1" MANIFOLD 90 ELBOW
6	530426	2	ELBOW 45, 1.00 FLANGE X 1.00 HB
7	540000	4	CLAMP, WORM SCREW, 1.00
N.S.	632155	1	CAB BOX, ELECTRIC RINSE & AGITATE
N.S.	632156	1	HARNESS, ELECTRIC RINSE & AGITATE
10	800016	1	DECAL, MAIN TANK VALVE OPERATION

Pump Electric Valve Option

Electric Valve 500080

MX12 3-way



Design Features:

- 3" Full port 3-Way ball valve
- Max PSI: 70 at 70° F
- Valve Body: Polypropylene
- Ball: Polypropylene
- Stem: 316 Stainless Steel
- Valve Seat: Virgin PTFE
- Stem Seal: Dual Fluorocarbon O-rings

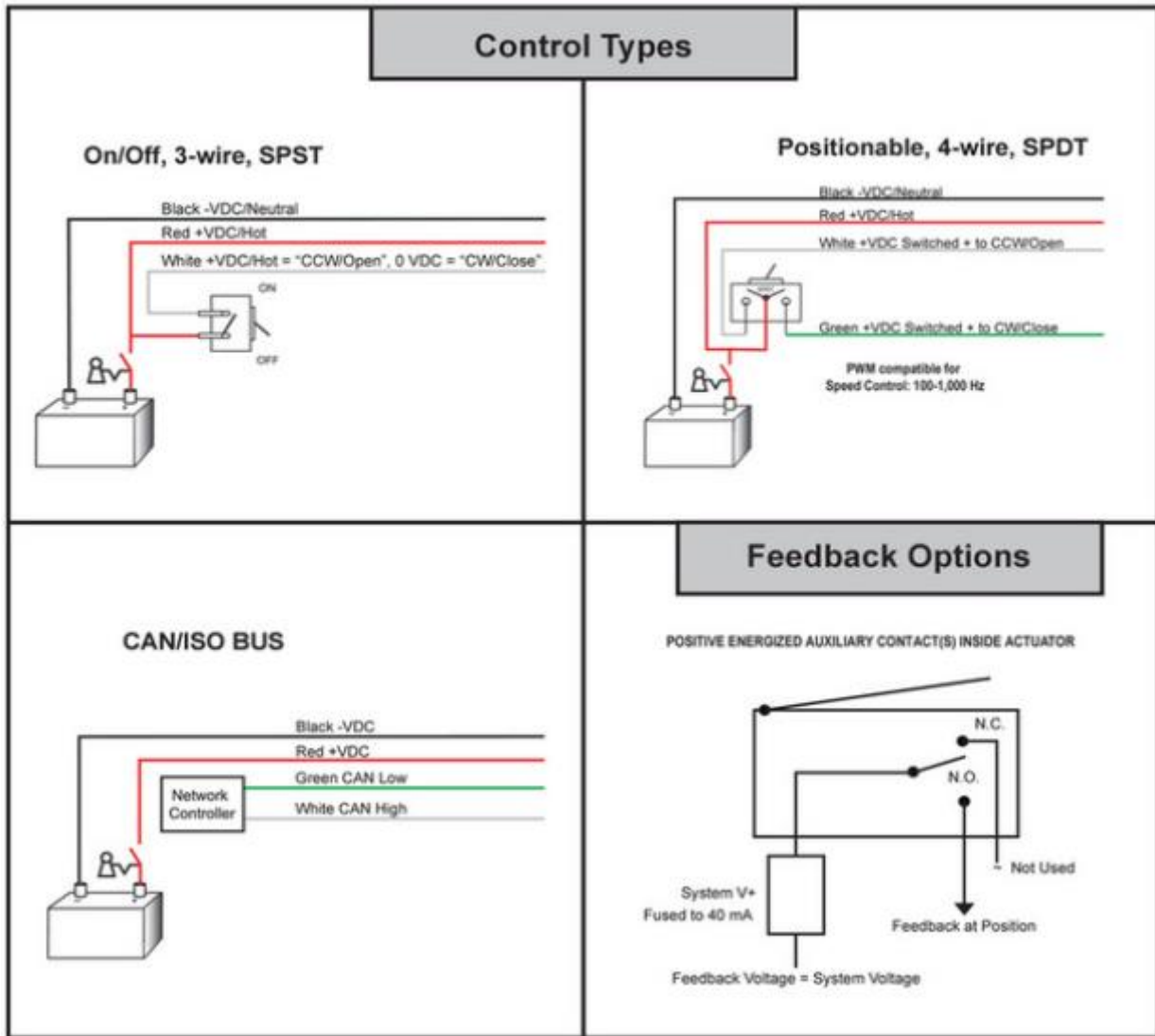
No.	Part Number	Description	Qty
1	100-0002	screw, #8, 3/4, stainless steel, 18-8	28
2	202-0080	endcap, M300, 3" full port flange	2
3*	205-0030	o-ring, EPDM	2
4*	205-0040	o-ring, EPDM	2
5*	206-0025	seat, 3" full port	2
6	QX4-121-3	stem retainer bushing, polypropylene	1
7*	QC3-170	thrust washer, PTFE	1
8	207-0001 207-0009**	stem, stainless steel inline stem, stainless steel inline, tapped for manual valve	1
9*	QC3-130	o-ring, #113, VITON	2
10	QX-103	hairpin, stainless steel	1
11	100340	bolt, serrated flange, 1/4 - 20 x 1	3
12	201-0115	valve body, 3-way, bottom load, M300, 3" polypropylene full port	1
13	250-0050	shoe, ball/stem engagement	1
14	204-0030 204-0057	valve ball, 3-way, 2" diverter valve ball, 3" polypropylene full port	1
15**	Manual Valve		
15.1**	100340	bolt, serrated flange, 1/4 - 20 x 1	1
15.2**	212-0010	handle	1
15.3**	212-0015	handle cover	1
15.4**	250-0040-P	retainer, stop plate	1
*	210-0026	valve repair kit, MX - 3" (M4K)	

*Items included in valve repair kits

**Manual valve only

See https://view.publitas.com/kzvalve/kzvalve_catalog

Pump Electric Valve Option



See https://view.publitas.com/kzvalve/kzvalve_catalog





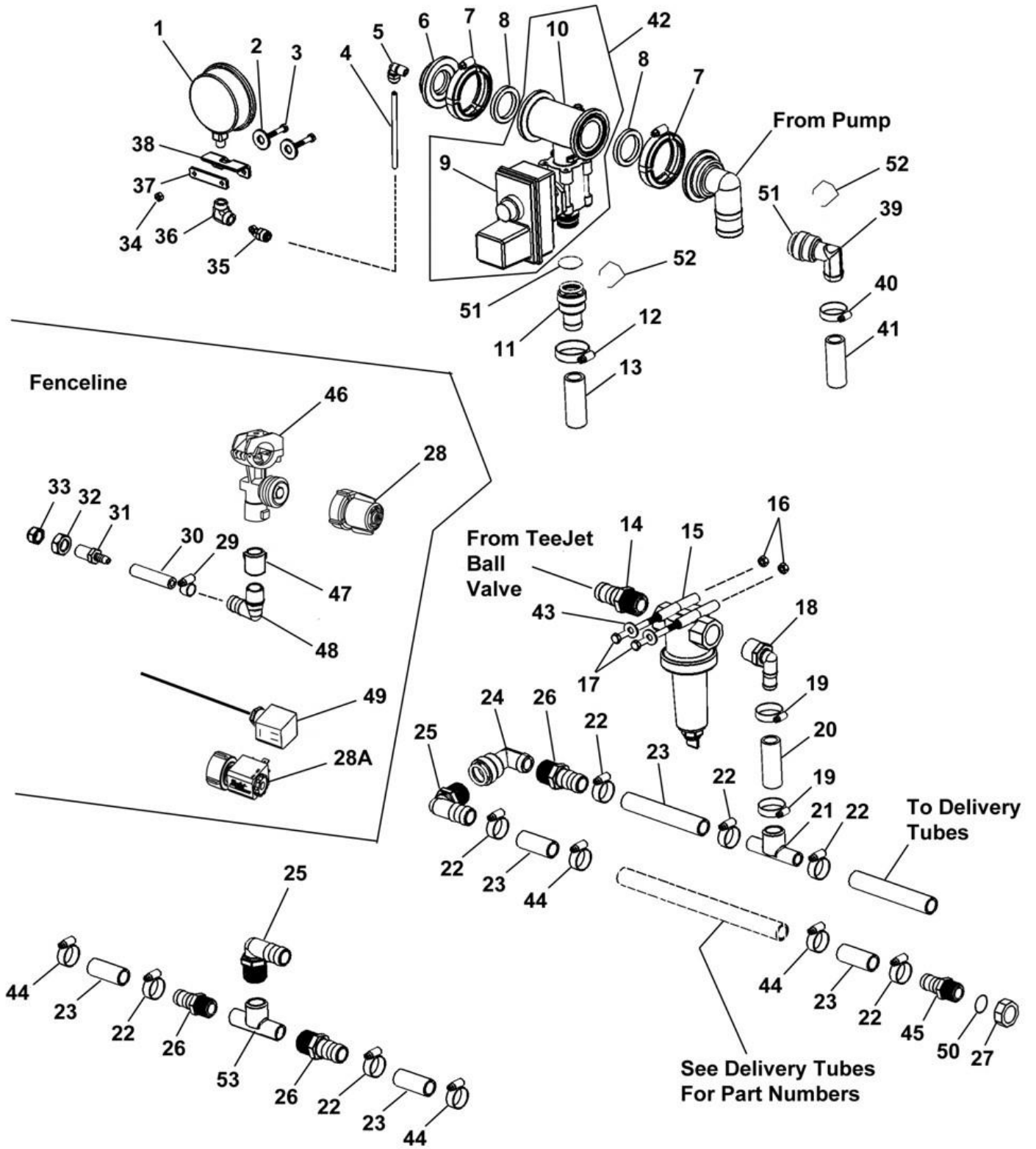
ILLUSTRATED PARTS LIST

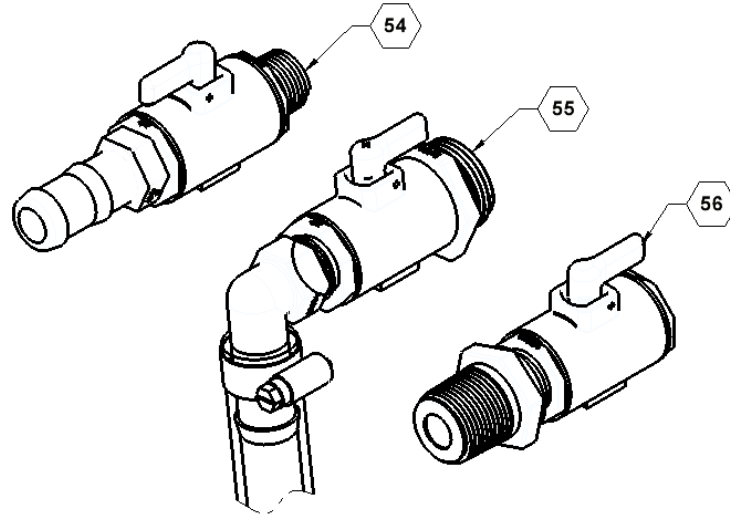
Agitation Shut-Off, Electric Option

****NO GRAPHIC****

ITEM	PART NO.	QTY.	DESCRIPTION
1	11145BLK	1	SWITCH BRACKET
2	500064	1	VALVE 356 SER ON/OFF ELECTRIC AGITATION
3	530066	1	1" MANIFOLD X 1" HOSE BARB
4	530068	2	1" EPDM GASKET FOR MANIFOLD
5	530362	1	1" MANIFOLD COUPLING, 90°
6	540000	2	CLAMP, 1" WORM SCREW
7	631970	1	CABLE,ELECTRIC AGITATION ON/OFF
8	800016	1	DECAL, ELECTRIC AGITATION

Boom Plumbing





Parts List: Boom Plumbing

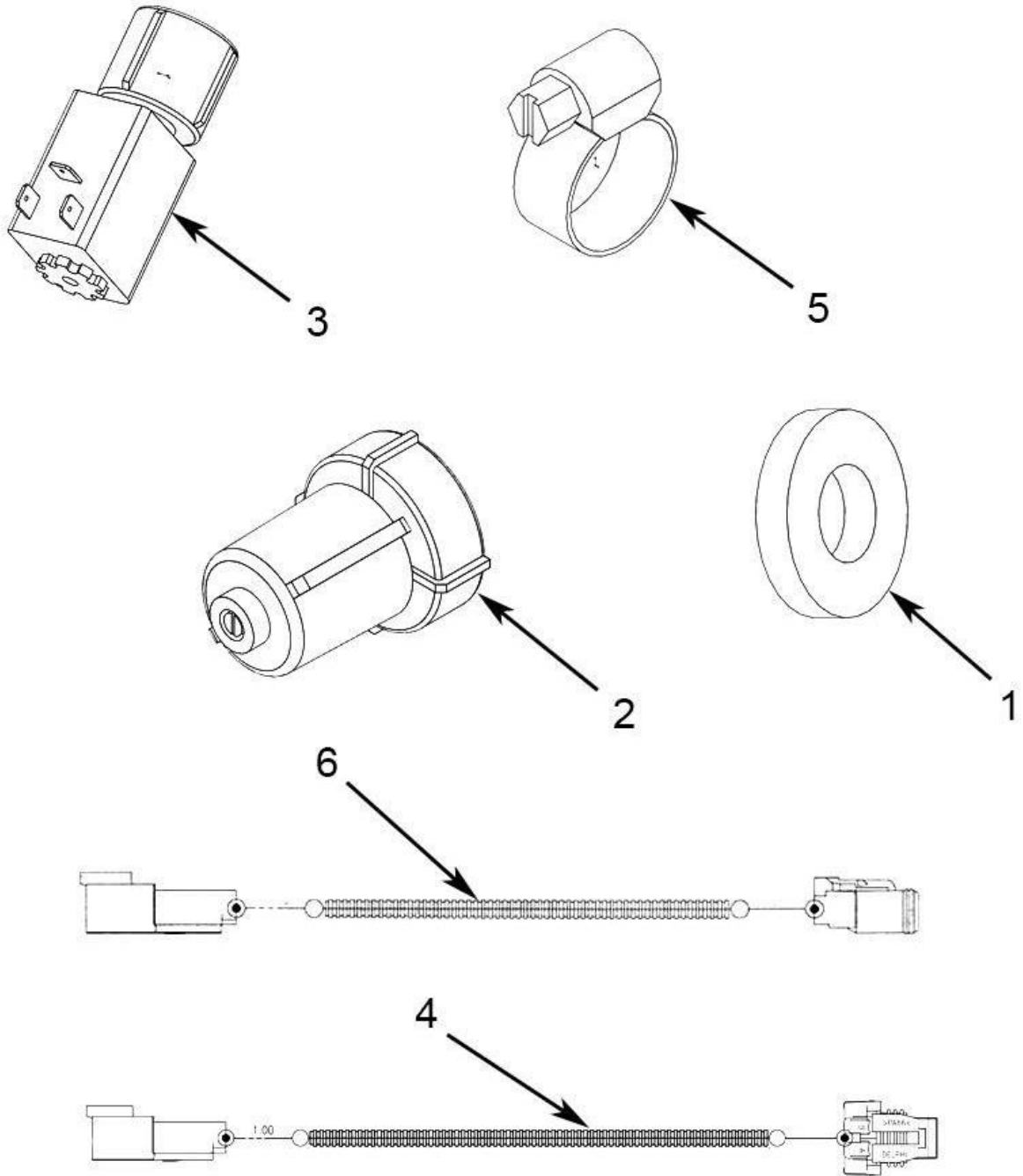
ITEM	VENDOR PART NO.	PART NO.	QTY.	DESCRIPTION
1	4154-GXX-160	790020	1	PRESSURE GAUGE 0-160 PSI
2		256	2	WASHER FLAT 1/4" ZP
3		103	2	BOLT HH 1/4 X 1-1/2 GR5 ZP
4	2T20-003	510023	AR	TUBING POLY 1/4" OD
5	44103211	530004	1	Q-LOCK CONNECTOR ELBOW 1/4" MPT X 1/4" HOSE
6	M200PLG025	530094	1	MANIFOLD PLUG 2" X 1/4" PORT
7	FC200	540001	AR	MANIFOLD CLAMP 2" STANDARD
8	150G	530014	AR	MANIFOLD GASKET 2"
9		500027	AR	VALVE 450BEC MANIFOLD (NARROW) (NON-FLOWBACK)
9		500028	AR	VALVE 450BEC MANIFOLD (WIDE) (NON-FLOWBACK)
9	50516-6	500029	AR	VALVE 450BEC MANIFOLD (WIDE) (FLOWBACK)
10	56609-2-F		AR	VALVE SUB-ASSEMBLY
11	45529-1"	530190	AR	QUICK CONNECTOR SUB-ASSEMBLY
12	64016H	540014	AR	HOSE CLAMP 1"
13	1BH200	510016	AR	HOSE SPRAY EDPM 1" ID
14	HB100	530041	AR	HOSE BARB 1" MPT X 1" HB
15	LST100-80	530474	AR	STRAINER LINE 80 MESH SCREEN (LST180 SCREEN)
16		236	AR	NUT HH 5/16" CL ZP
17		120	AR	BOLT HH 5/16 X 3-1/2 GR5 ZP
18	HB100-90	530044	AR	HOSE BARB ELBOW 1" MPT X 1" HOSE
19	64016H	540014	AR	HOSE CLAMP 1"
20	1BH100	510016	AR	HOSE SPRAY EDPM 1" ID
21	HB100	530056	AR	HOSE BARB 1" X 1" TEE
22	64016H	540014	AR	HOSE CLAMP 1"



ILLUSTRATED PARTS LIST

23	1BH200	510016	AR	HOSE SPRAY EDPM 1" ID
24	EL100-90	530310	AR	ELBOW 1" FPT
25	HB100-90	530044	AR	HOSE BARB ELBOW 1" MPT X 1" HOSE
26	HB100	530041	AR	HOSE BARB 1" MPT X 1" HB
27	V13N34	530245	AR	CAP 1" FPT
28	58140	520037	AR	FENCELINE NOZZLE BODY, MANUALLY CONTROLLED
28A	55280-1	520038	AR	FENCELINE NOZZLE BODY, ELECTRICALLY CONTROLLED
29	345-005	540032	2	HOSE CLAMP 3/8"
30	3/8BH200	510020	AR	HOSE SPRAY EDPM 3/8"
31	1338D	530306	2	FENCELINE NOZZLE BODY
32	3B12	530206	2	NOZZLE BODY NUT
33	CP8027-NYB	520019	2	NOZZLE TIP NUT
34		227	2	NUT HH 1/4" NYLOCK ZP
35	44103206	530001	1	Q-LOCK CONNECTOR 1/4" MPT X 1/4" HOSE
36	5504-04-04-SS	610006	1	ELBOW 1/4" NPT STAINLESS STEEL
37		11758	1	GUAGE BRACKET
38		11786	1	GUAGE STRAP
39	45529-90-1	530190	1	ELBOW 3/4" RETURN TO TANK
40	64012H	540013	1	CLAMP 3/4"
41	BS-3/4 BH200	510019	1	HOSE 3/4"
42		500027	AR	VALVE 450BEC MANIFOLD (NARROW) (NON-FLOWBACK) (ITEMS 9 & 10)
42		500028	AR	VALVE 450BEC MANIFOLD (WIDE) (NON-FLOWBACK) (ITEMS 9 & 10)
42	54608-15-450BEC3	500029	AR	VALVE 450BEC MANIFOLD (WIDE) (FLOWBACK) (ITEMS 9 & 10)
43		257	AR	5/16" WASHER
44	TC-130	540037	AR	T-BOLT CLAMP
45	3D34100	530275	AR	HOSE BARB
46	QJ17560A-25M	520030	AR	BODY SINGLE
47	Q54676-1/4-NYR	530248	AR	ADAPTER
48	3EL14628	530209	AR	1/4 X 3/8" BARB 90°
49	58480-2	530429	AR	CABLE, CHEM SAVER ELECTRIC OPTION
50	W806V	530227	AR	CAPGASKET
51	CP7717-3-912-VI	530198	AR	O-RING
52	CP37166-1-302SS	530193	AR	RETAINING CLIP
53	BJTEE100FP	530147	AR	TEE 1" NPT
54	-	90SASC1	AR	ASSEMBLY, STRAINER DRAIN 1"
55	-	90SASC2	AR	ASSEMBLY, STRAINER DRAIN 2"
56	-	90SASC3	AR	ASSEMBLY, STRAINER DRAIN 3"

Fence Line Option



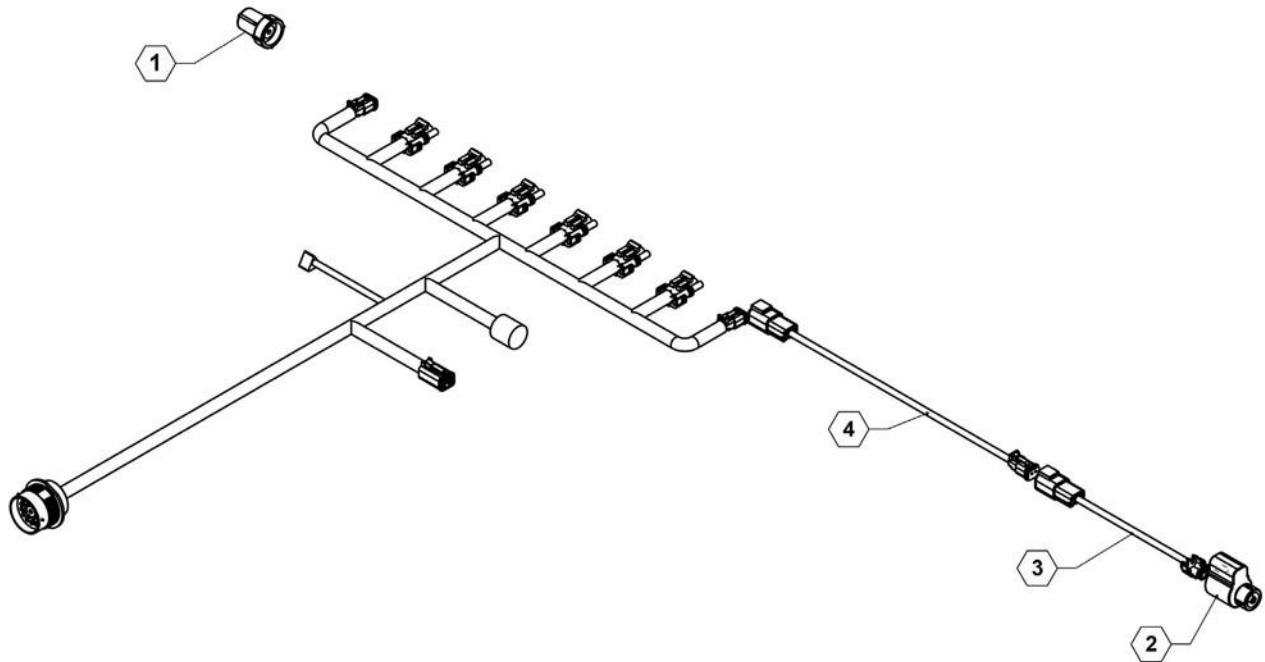
Parts List: Fence Line Option

ITEM	PART NO.	QTY.	DESCRIPTION
1	520016	2	NOZZLE SEAT WASHER, RUBBER
2	520037	2	NOZZLE MANUAL CHEM SAVER
3	520038	2	NOZZLE ELECTRIC CHEM SAVER
4	632044	2	CABLE ADAPTER 2P DT TO 2P 6"
5	540032	4	CLAMP, HOSE 5/16"
6	632054	2	55' FENCE ROW CABLE

Single Fence Line, Display Control

NOTE:

1. FOR USE WITH RAVEN RCM AND JD RC2000

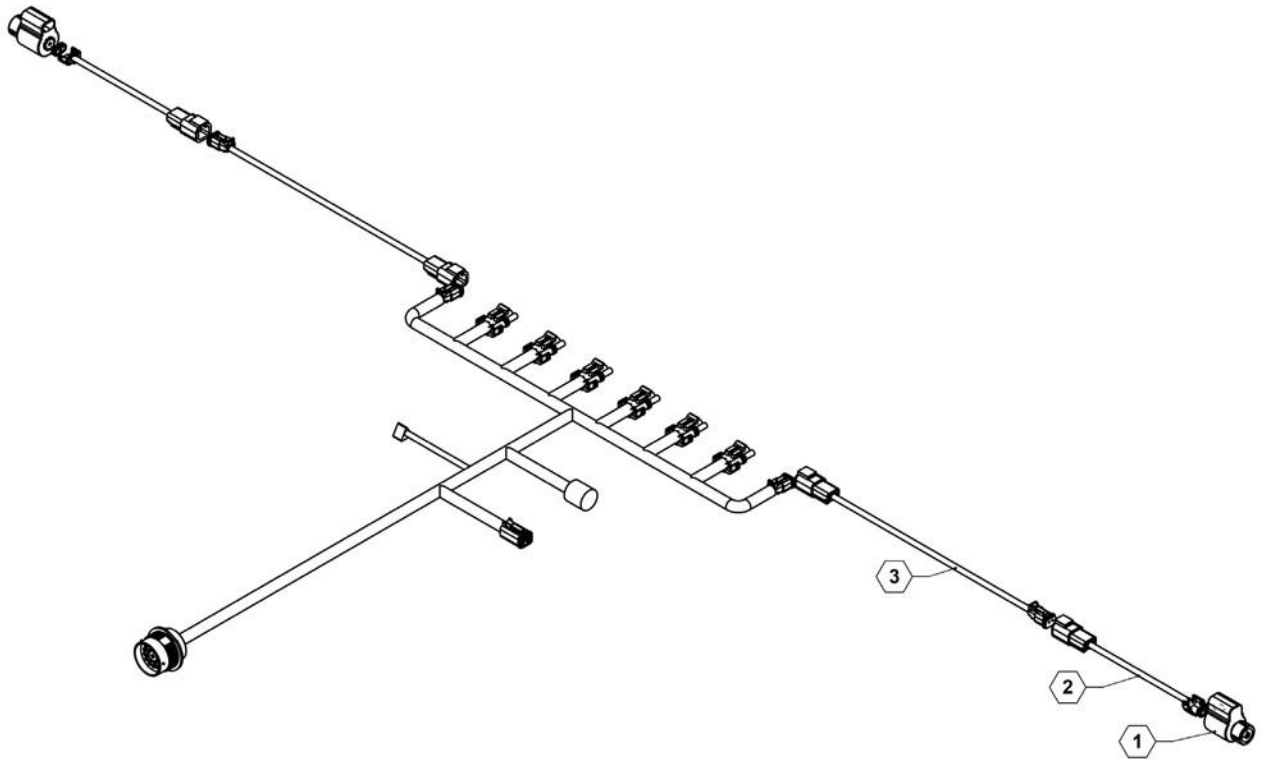


Parts List 27360: Single Fence Line, Display Control

ITEM	PART NO.	QTY.	DESCRIPTION
1	520037	1	VALVE, MANUAL CHEMSAVER
2	520038	1	VALVE, ELECTRIC CHEMSAVER
3	632044	1	FENCEROW ADAPTER CABLE, 6"
4	632054	1	FENCEROW CABLE, 55'

Dual Fence Line, Display Control

NOTE:
1. FOR USE WITH RAVEN RCM AND JD RC2000

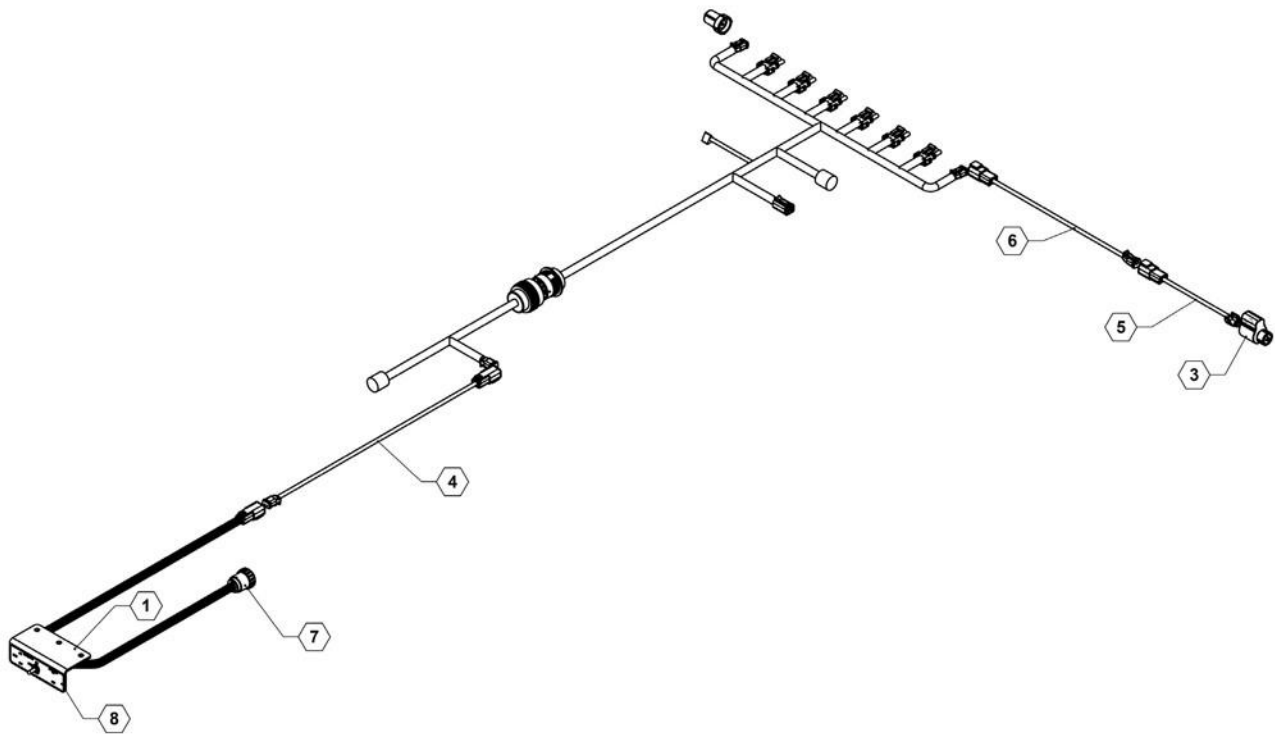


Parts List 27361: Dual Fence Line, Display Control

ITEM	PART NO.	QTY.	DESCRIPTION
1	520038	2	VALVE, ELECTRIC CHEMSAVER
2	632044	2	FENCEROW ADAPTER CABLE, 6"
3	632054	2	FENCEROW CABLE, 55'

Single Fence Line, Toggle Switch Control

NOTE:
1. FOR USE WITH RAVEN 450, JD GREENSTAR & OTHER 16 & 37 PIN CABLING CONTROLLERS



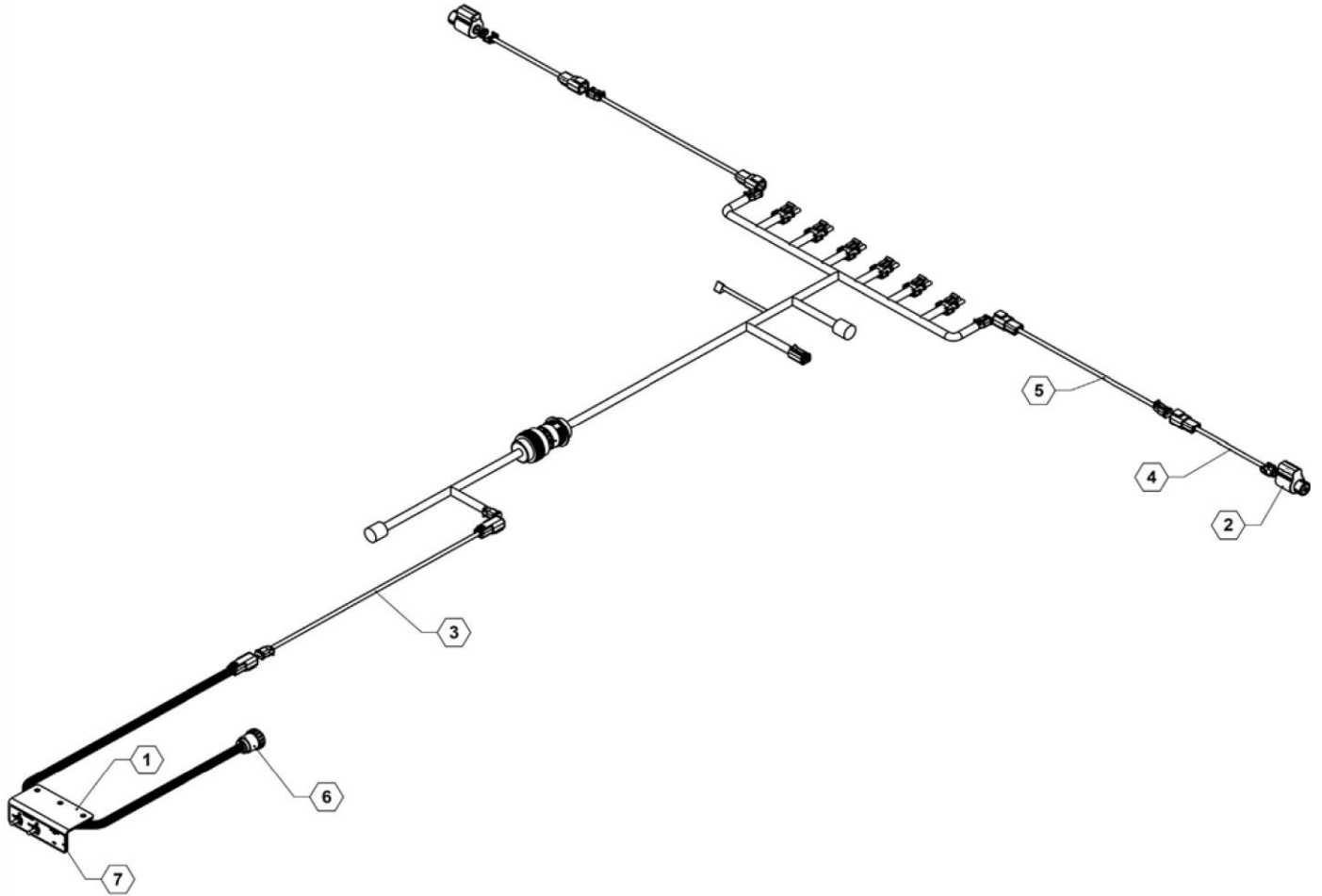
Parts List 27362: Single Fence Line, Toggle Switch Control

ITEM	PART NO.	QTY.	DESCRIPTION
1	18437	1	PLATE, M OUNT
2	520037	1	VALVE, M ANNUAL CHEM SAVER
3	520038	1	VALVE, ELECTRIC CHEM SAVER
4	632042	1	2 PIN DT 40' CABLE EXTENSION
5	632044	1	FENCEROW ADAPTER CABLE, 6"
6	632054	1	FENCEROW CABLE, 55'
7	632089	1	CABLE, SINGLE ELECTRIC FENCELINE NOZZLE
8	800261	1	DECAL, FENCELINE & AGITATION

Dual Fence Line, Toggle Switch Control

NOTE:

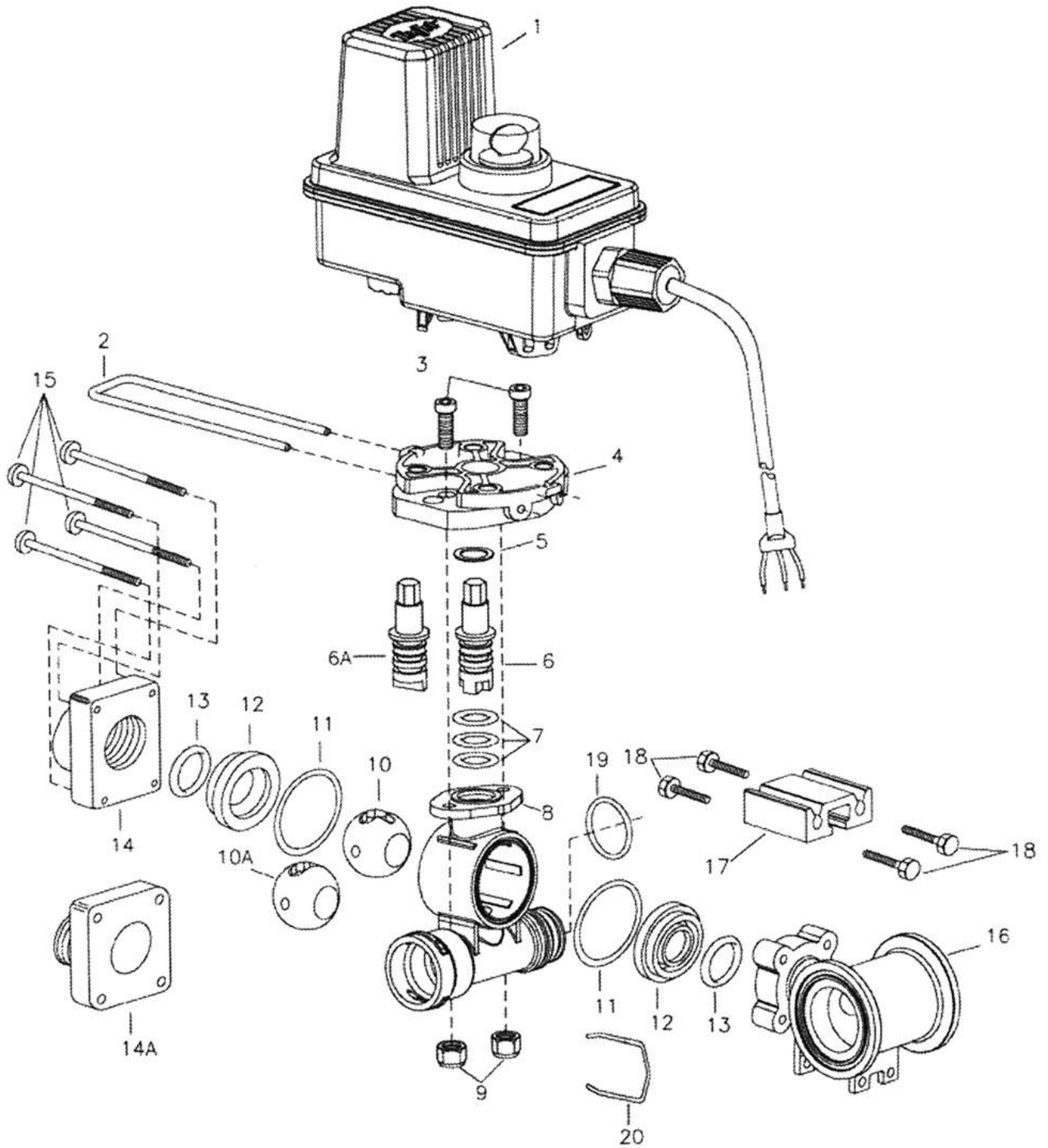
1. FOR USE WITH RAVEN 450, JD GREENSTAR & OTHER 16 & 37 PIN CABLING CONTROLLERS



Parts List 27363: Dual Fence Line, Toggle Switch Control

ITEM	PART NO.	QTY.	DESCRIPTION
1	18437	1	PLATE, MOUNT
2	520038	2	VALVE, ELECTRIC CHEMSAVER
3	632042	1	2 PIN DT 40' CABLE EXTENSION
4	632044	2	FENCEROW ADAPTER CABLE, 6"
5	632054	2	FENCEROW CABLE, 55'
6	632088	1	CABLE, DUAL ELECTRIC FENCELINE NOZZLES
7	800261	1	DECAL, FENCELINE & AGITATION

Plumbing Valves



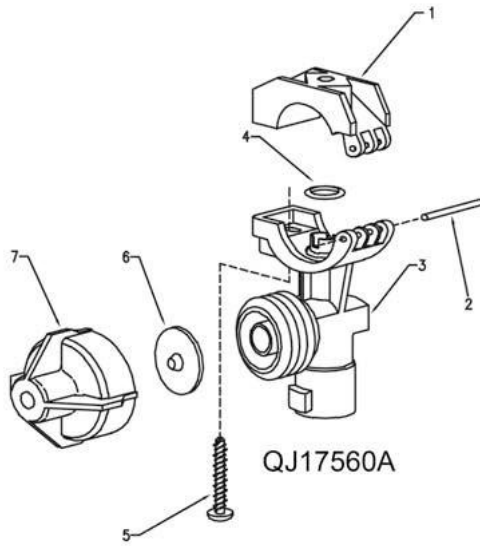


ILLUSTRATED PARTS LIST

Parts List: Plumbing Valve

ITEM	VENDOR PART NO.	QTY.	DESCRIPTION
0	PL450BEC-FB	1	SHUT-OFF VALVE
1	TJ505156	1	BEC MOTOR, 22 RPM (.07 SEC)
2	CP50517-SSPV	1	RETAINING CLIP, 304 STAINLESS
3	CP26197-PP	2	SCREW, 1/4"-20 X 7/8", STAINLESS
4	CP50514-PP	1	MOTOR ADAPTER, POLY BLACK
5	CP20125-TEF	1	THRUST WASHER, TEFLON
6	CP56613-SS	1	STEM, 303 STAINLESS (FOR POLY BALL)
7	CP7717-M12X2.5-V1	3	O-RING, VITON
8	CP55233-NYB	1	FLOW BACK BODY, NYLON BLACK
9	CP38435-1/4-SSNY	2	ELASTIC LOCKNUT, 1/4-20, STAINLESS
10	CP20106-2-PP	1	FLOW BACK BALL, POLY, WHITE
10A	CP19926-2-SS	1	FLOW BACK BALL, 303 STAINLESS
11	CP20564	2	GASKET, VITON
12	CP20103-TEF	2	SEAL, TEFLON
13	CP7717-2-2132VI	2	O-RING, VITON
14A	CP45514-NYB	1	END CAP, NYLON, BLACK, QUICK CONNECT
15	CP45252-2-3/4-SSPV	4	SCREW, 1/4-12 X 2-3/4 PAN HEAD, SS
16	CP55224-PP	1	#75 NARROW TEE BODY, POLY, BLACK
17	CP45216-AL	1	MOUNTING RAIL, ALUMINUM
18	CP45259-SS	4	SCREW, M6 X 1 X 16MM HEX, SS
19	CP7717-3-912-VI	2	O-RING, VITON
20	CP37166-1-302SS	2	QUICK CONNECT RETAINING CLIP, 302 SS
	56609-3FB-_-_-	1	VALVE BODY SUB ASSEMBLY, SPECIFY OUTLET SIZE & BALL MATERIAL (INCLUDES ITEMS 1-3)
	AB344AE-KIT	1	SPARE PARTS KIT

Nozzle Bodies



ITEM	PART NO.	DESCRIPTION
1	CP48224-NYB	Upper Clamp, 25mm, Nylon (Black)
2	CP48256-SS	Pivot Pin, Stainless Steel
3	CP48498-NYB	Body, 3/4", Nylon (Black) (for 3/4" and 25mm versions)
4	CP7717-2/110-BU CP7717-2/110-VI	O-Ring, Buna-N O-Ring, Viton (Optional)
5	CP48255-1 1/4-302SS	Screw, Stainless Steel
6	CP21953-EPR CP21953-VI	Diaphragm, EPDM Diaphragm, Viton (Optional)
7	21950-10-NYB	End Cap Sub-Ass'y, Nylon (Black)

No. QJ17560A-25mm-NYB(-VI) - Hinged Nozzle Body Assembly

ITEM	PART NO.	DESCRIPTION
1	CP38930-8-NYB	Plug, Nylon (Black)
2	CP7717-2-13-EPR CP7717-2-13-VI	O-Ring, EPDM O-Ring, Viton (Optional)
3	CP38931-NYB	E-Clip, Nylon (Black)
4	CP7717-M2Bx3-EPRTFE CP7717-M2Bx3-VITFE	O-Ring, EPR-Teflon Filled (2 Req'd.) O-Ring, Viton-Teflon Filled (2 Req'd.) (Optional)
5	CP56726-VITFE	Seal, Viton-Teflon Filled
6	CP7717-2-111-VI	O-Ring, Viton
7A	CP38921-2-NYB	Turret, Nylon (Black) (3 Outlet)
7B	CP38922-2-NYB	Turret, Nylon (Black) (4 Outlet)
7C	CP38923-2-NYB	Turret, Nylon (Black) (5 Outlet)
8	CP21953-EPR	Diaphragm, EPDM
9	CP21953-VI	Diaphragm, Viton (Optional)
10	21950-10-NYB	End Cap Sub-assembly, Nylon (Black)
11	CP38925-2-NYB	3/4" & 25mm Body, Nylon (Black)
12	CP7717-2-110-BU CP7717-2-110-VI	O-Ring, Buna-N O-Ring, Viton (Optional)
13	CP48224-NYB	25mm Upper Clamp, Nylon (Black)
14	CP48256-SS	Pivot Pin, Stainless Steel

No. QJ36_C-25MM-NYB(-VI) - 25mm Wet Boom Nozzle Body*

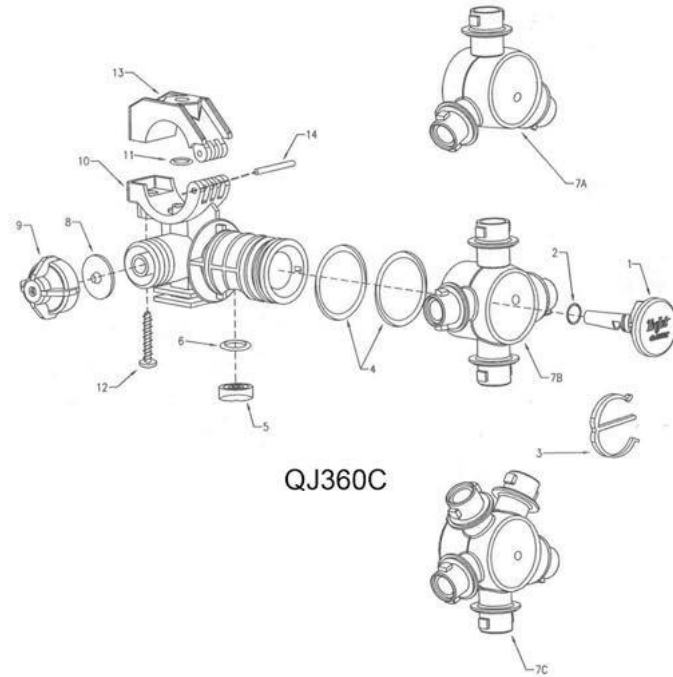
*Notes: Specify Either 3, 4, or 5 In Part Number For Number of Outlets Desired, -VI In Part Number Specifies Viton O-Ring Option

DESCRIPTION:
QJ17560A HINGED CLAMP
WET BOOM DIAPHRAGM
CHECK VALVE QUICK TEEJET®
NOZZLE BODY ASSEMBLY
(1/2", 3/4", 1", 20mm, & 25mm)



Spraying Systems Co.
Spray Nozzles and Accessories
P.O. Box 7900 • Wheaton, IL 60189-7900

Rev. No. _____ Parts List No.
Ref. _____ PL QJ17560A
SHEET OF _____



QJ360C

DESCRIPTION:	Rev. No. 1	PARTS LIST
QJ360C WET BOOM DIAPHRAGM CHECK VALVE QUICK TEEJET® HINGED NOZZLE BODY ASSEMBLY	Ref. _____	PL QJ360C-WB SHEET OF _____

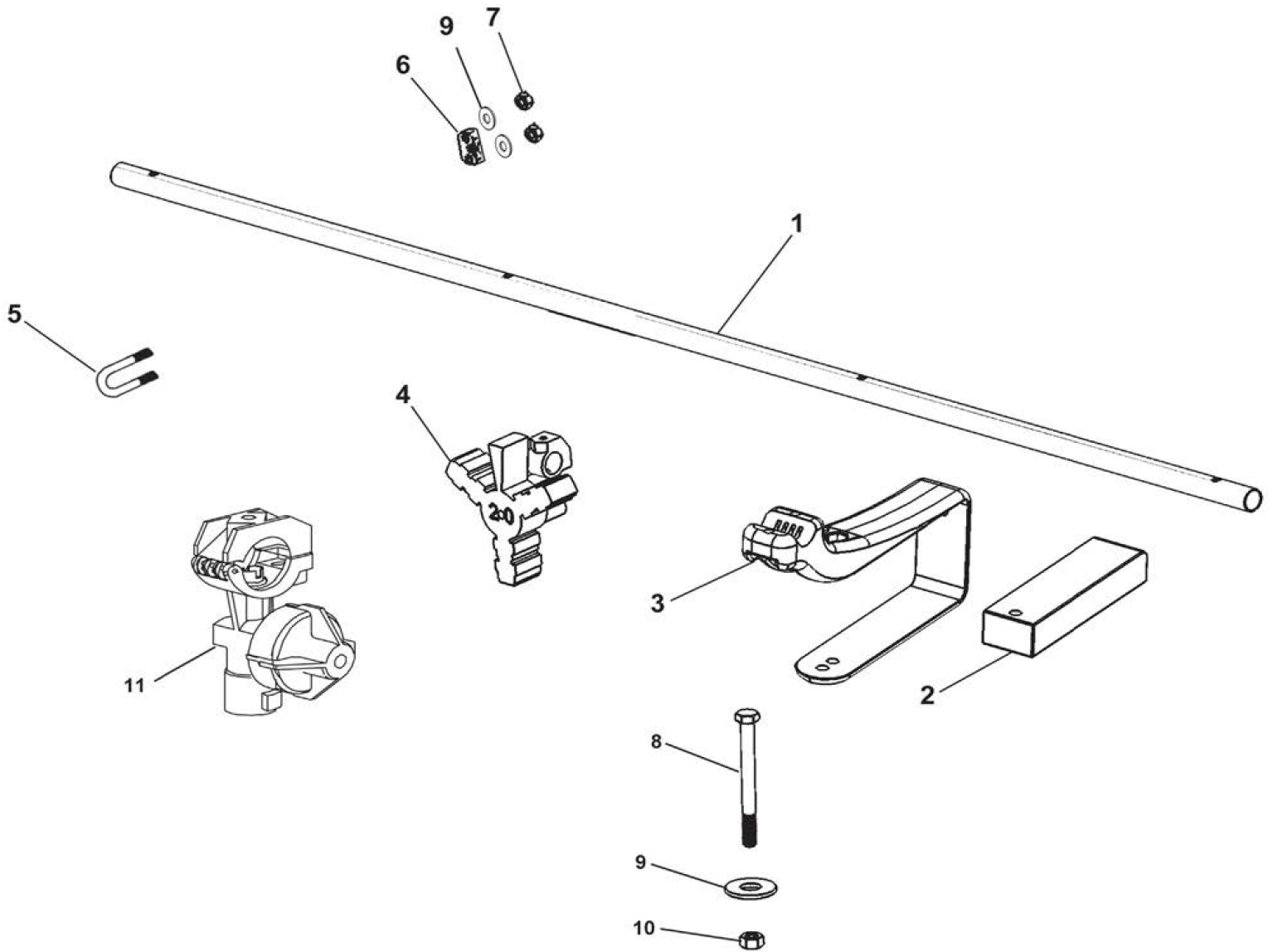


QJ375



QJ373

Delivery Tubes





ILLUSTRATED PARTS LIST

Parts List: Delivery Tubes

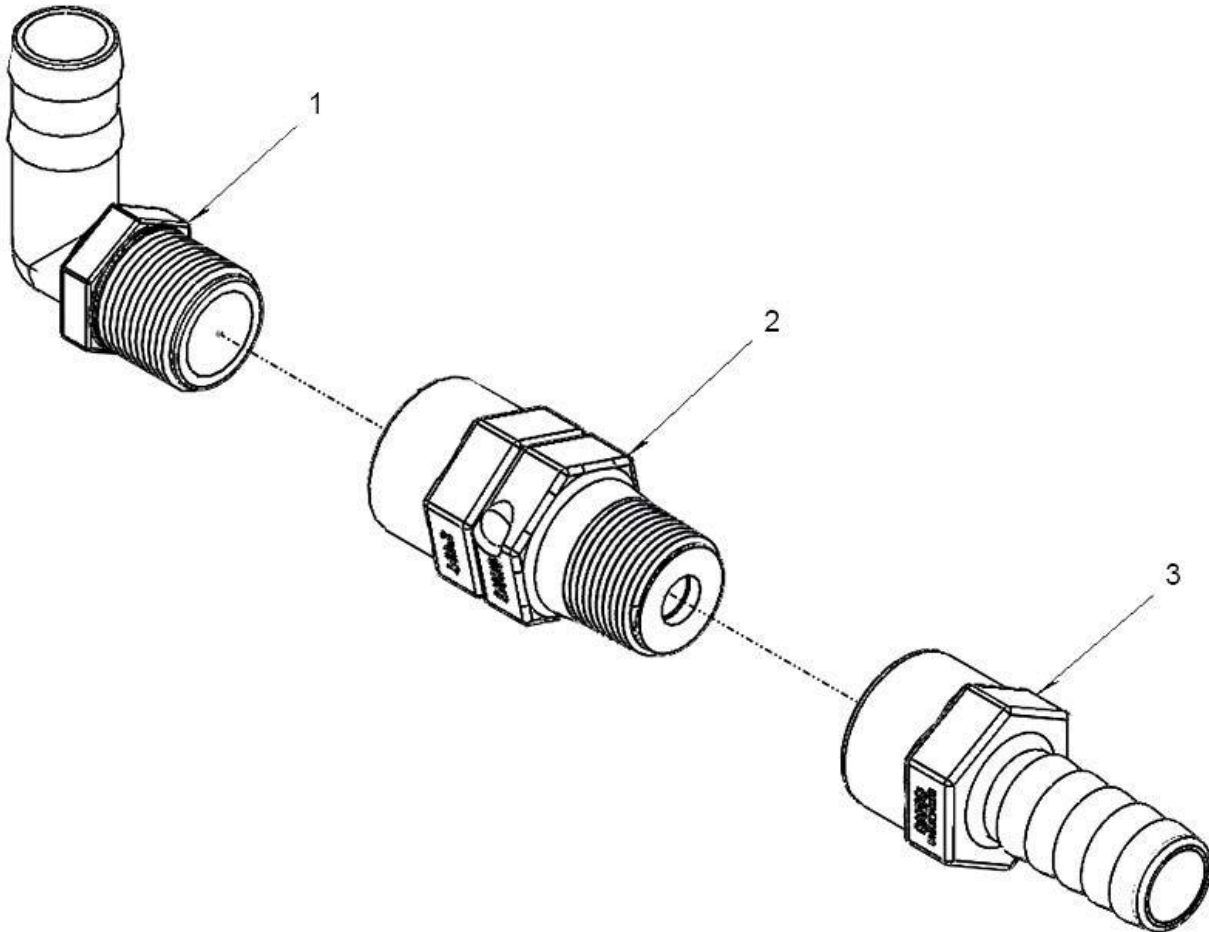
ITEM	PART NO.	QTY.	DESCRIPTION
1	14301	AR	TUBE, 6 PORT 15 INCH SPACING + FENCELINE VALVE
1	14302	AR	TUBE, 2 PORT 15 INCH SPACING
1	14303	AR	TUBE, 3 PORT 15 INCH SPACING
1	14304	AR	TUBE, 4 PORT 15 INCH SPACING
1	14305	AR	TUBE, 5 PORT 15 INCH SPACING
1	14306	AR	TUBE, 6 PORT 15 INCH SPACING
1	14307	AR	TUBE, 7 PORT 15 INCH SPACING
1	14308	AR	TUBE, 8 PORT 15 INCH SPACING
1	14309	AR	TUBE, 9 PORT 15 INCH SPACING
1	14310	AR	TUBE, 10 PORT 15 INCH SPACING
1	14311	AR	TUBE, 7 PORT 20 INCH SPACING + FENCELINE VALVE
1	14312	AR	TUBE, 2 PORT 20 INCH SPACING
1	14313	AR	TUBE, 3 PORT 20 INCH SPACING
1	14314	AR	TUBE, 4 PORT 20 INCH SPACING
1	14315	AR	TUBE, 5 PORT 20 INCH SPACING
1	14316	AR	TUBE, 6 PORT 20 INCH SPACING
1	14317	AR	TUBE, 7 PORT 20 INCH SPACING
1	14318	AR	TUBE, 8 PORT 20 INCH SPACING
1	14319	AR	TUBE, 9 PORT 20 INCH SPACING
1	14320	AR	TUBE, 5 PORT 20 INCH SPACING + FENCELINE VALVE
1	14321	AR	TUBE, 6 PORT 20 INCH SPACING + FENCELINE VALVE
1	14322	AR	TUBE, 2 PORT 22 INCH SPACING
1	14323	AR	TUBE, 3 PORT 22 INCH SPACING
1	14324	AR	TUBE, 4 PORT 22 INCH SPACING
1	14325	AR	TUBE, 5 PORT 22 INCH SPACING
1	14326	AR	TUBE, 6 PORT 22 INCH SPACING
1	14327	AR	TUBE, 7 PORT 22 INCH SPACING
1	14329	AR	TUBE, 6 PORT 22 INCH SPACING + FENCELINE VALVE
1	14330	AR	TUBE, 5 PORT 22 INCH SPACING + FENCELINE VALVE
1	14331	AR	TUBE, 5 PORT 22 INCH SPACING + FENCELINE VALVE



ILLUSTRATED PARTS LIST

1	14332	AR	TUBE ASSEMBLY, 2 PORT 15 INCH SPACING, INC NOZZLES
1	14333	AR	TUBE ASSEMBLY, 3 PORT 15 INCH SPACING, INC NOZZLES
1	14334	AR	TUBE ASSEMBLY, 4 PORT 15 INCH SPACING, INC NOZZLES
1	14335	AR	TUBE ASSEMBLY, 5 PORT 15 INCH SPACING, INC NOZZLES
1	14336	AR	TUBE ASSEMBLY, 6 PORT 15 INCH SPACING, INC NOZZLES
1	14337	AR	TUBE ASSEMBLY, 7 PORT 15 INCH SPACING, INC NOZZLES
1	14338	AR	TUBE ASSEMBLY, 8 PORT 15 INCH SPACING, INC NOZZLES
1	14339	AR	TUBE ASSEMBLY, 9 PORT 15 INCH SPACING, INC NOZZLES
1	14340	AR	TUBE ASSEMBLY, 10 PORT 15 INCH SPACING, INC NOZZLES
2	590054	AR	SPACER, WET BOOM
3	540040	AR	CLAMP, WET BOOM
4	520039	AR	NOZZLE BODY TRIPLE WET BOOM
5	590048	AR	U-BOLT STAINLESS STEEL
6	540029	AR	TUBE CLAMP BASE
7	655	AR	NUT HH
8	590078	AR	BOLT HH 1/4 X 4-1/2 GR5 STAINLESS STEEL
9	685	AR	WASHER 1/4" STAINLESS STEEL
10	655	AR	NUT 1/4" NYLOCK STAINLESS STEEL
11	520030	AR	NOZZLE BODY SINGLE WET BOOM

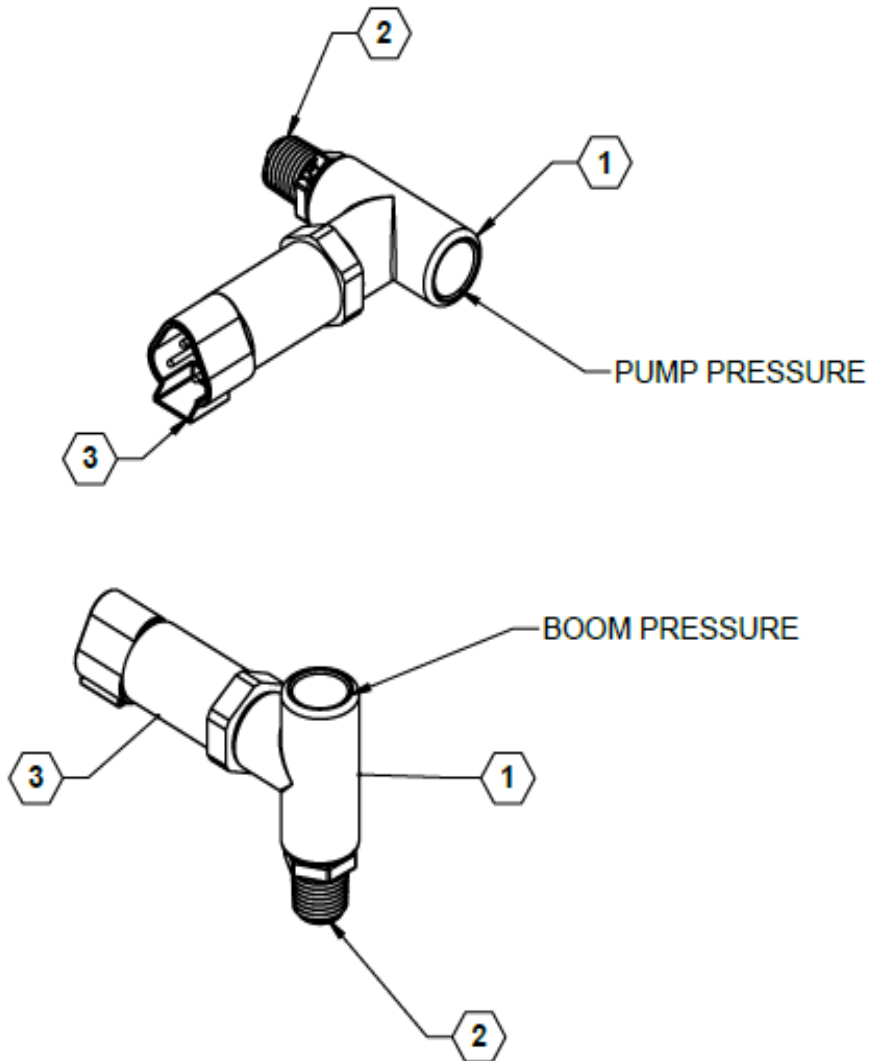
60-80' Side Fold Fitting



Parts List: 60-80' Side Fold Fitting

ITEM	PART NO.	QTY.	DESCRIPTION
1	530044	1	1" MPT X 1" HOSE SHANK-90°
2	530326	1	1" MALE X 1" FEMALE SWIVEL
3	530325	1	1" FEMALE THREAD X 1" HOSE SHANK

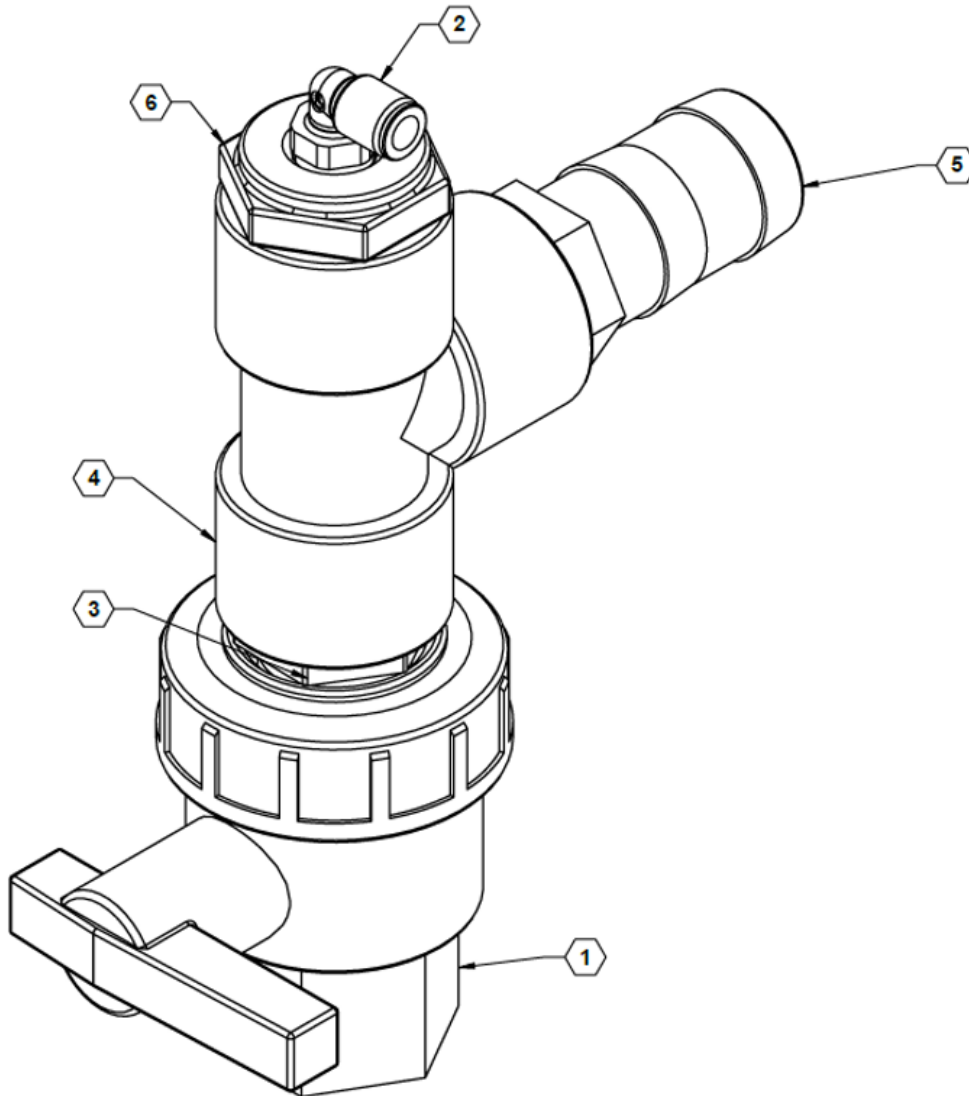
Optional Boom Cleanout with Pressure Gauge



Parts List 90SABCPG: Optional Boom Cleanout with Pressure Gauge

NO.	PART	QTY.	DESCRIPTION
1	500043	1	VALVE, 3/4" UNION
2	530004	1	FITTING, ELBOW, .250 QC X .250 MPT, 90D
3	530131	1	NIPPLE, POLY PIPE 3/4" SHORT
4	530156	1	TEE, 3/4" POLY PIPE
5	530203	1	FITTING, .750 MNPT X 1.00 HB, POLY
6	530544	1	FITTING, REDUCER, 3/4 MPT X 1/4" FPT

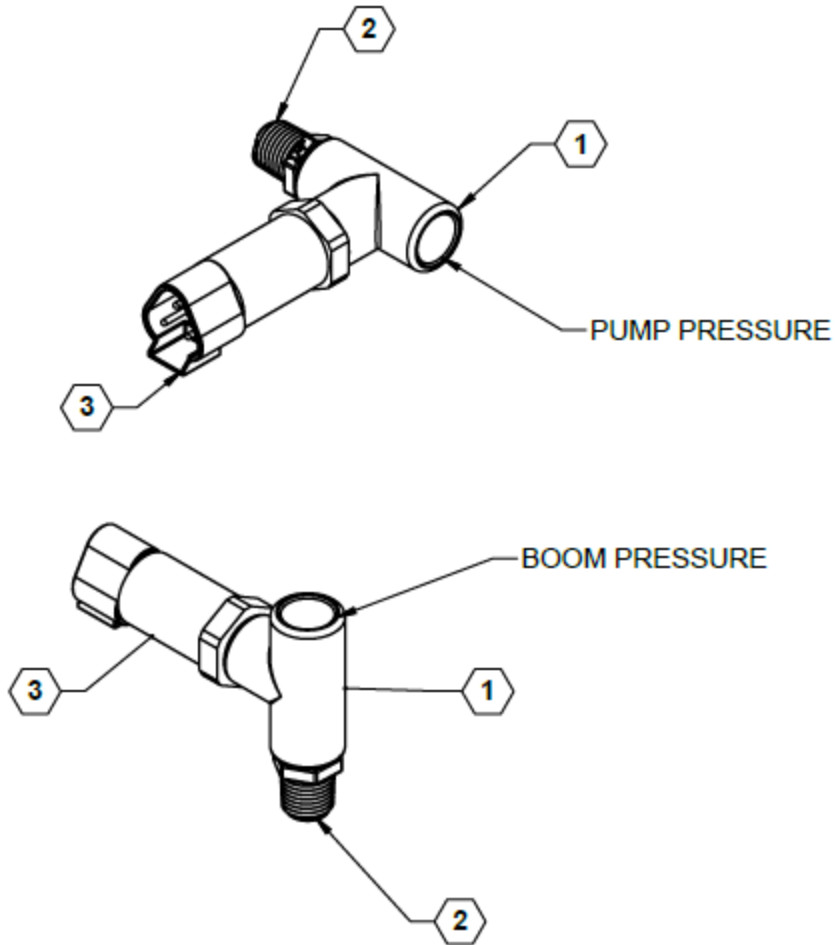
Optional Boom U-Fitting with Pressure Line



Parts List 90SAUPG: Optional Boom U-Fitting with Pressure Line

NO.	PART	QTY	DESCRIPTION
1	530004	1	FITTING, ELBOW, .250 QC X .250 MPT, 90D
2	530156	1	TEE, 3/4" POLY PIPE
3	530203	1	FITTING, .750 MNPT X 1.00 HB, POLY
4	530238	1	ELBOW, 3/4" NPT X 1" HB, POLY
5	530544	1	FITTING, REDUCER, 3/4 MPT X 1/4" FPT

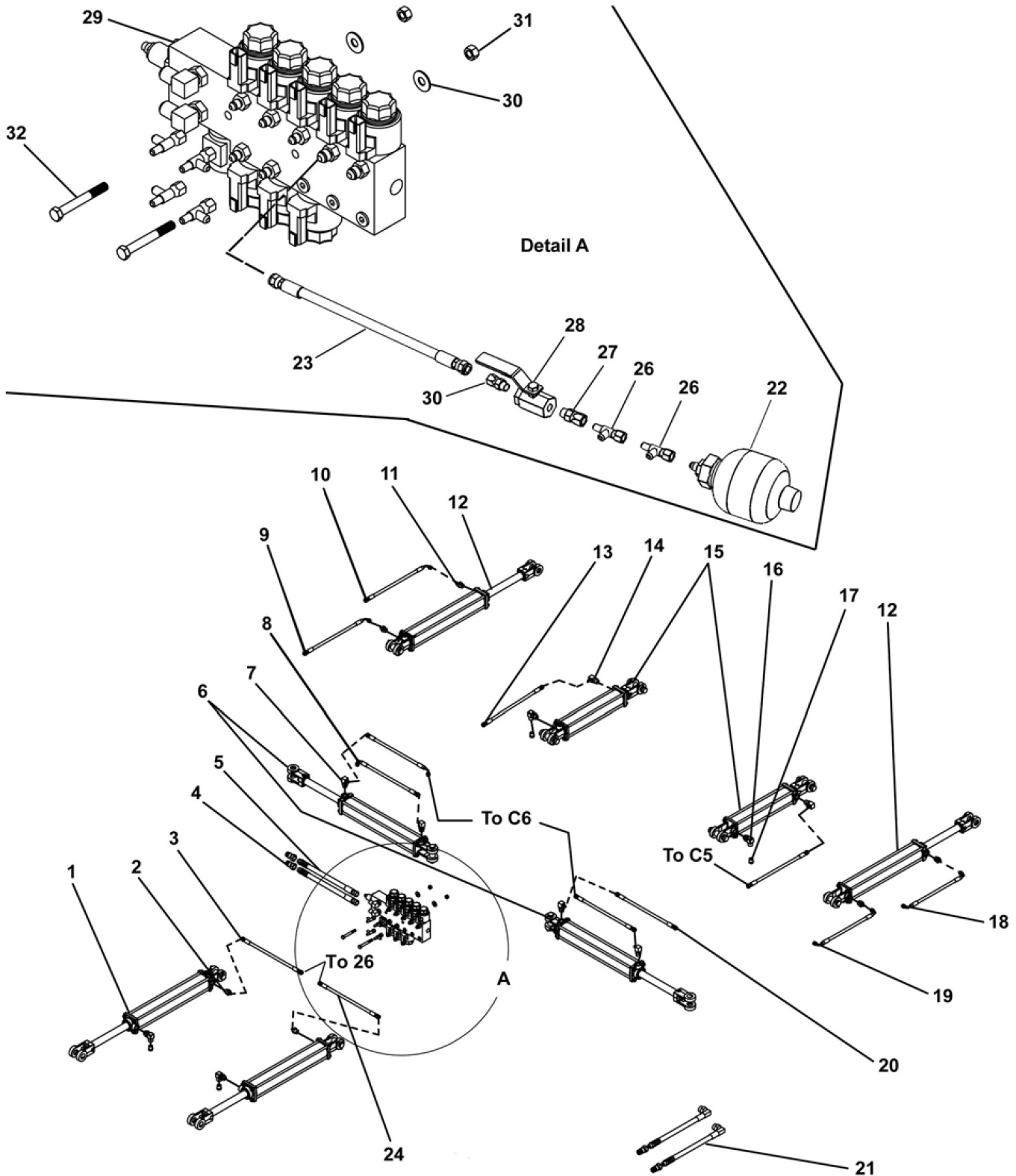
Option, Dual Pressure Transducers



Parts List 36280: Option, Dual Pressure Transducers

NO.	PART	QTY.	DESCRIPTION
1	530400	2	TEE 1/4" FPT, POLY
2	530401	2	NIPPLE, 1/4 MPT x 1/4 MPT, POLY
3	632036	2	TRANSDUCER, PRESSURE

Hydraulic System



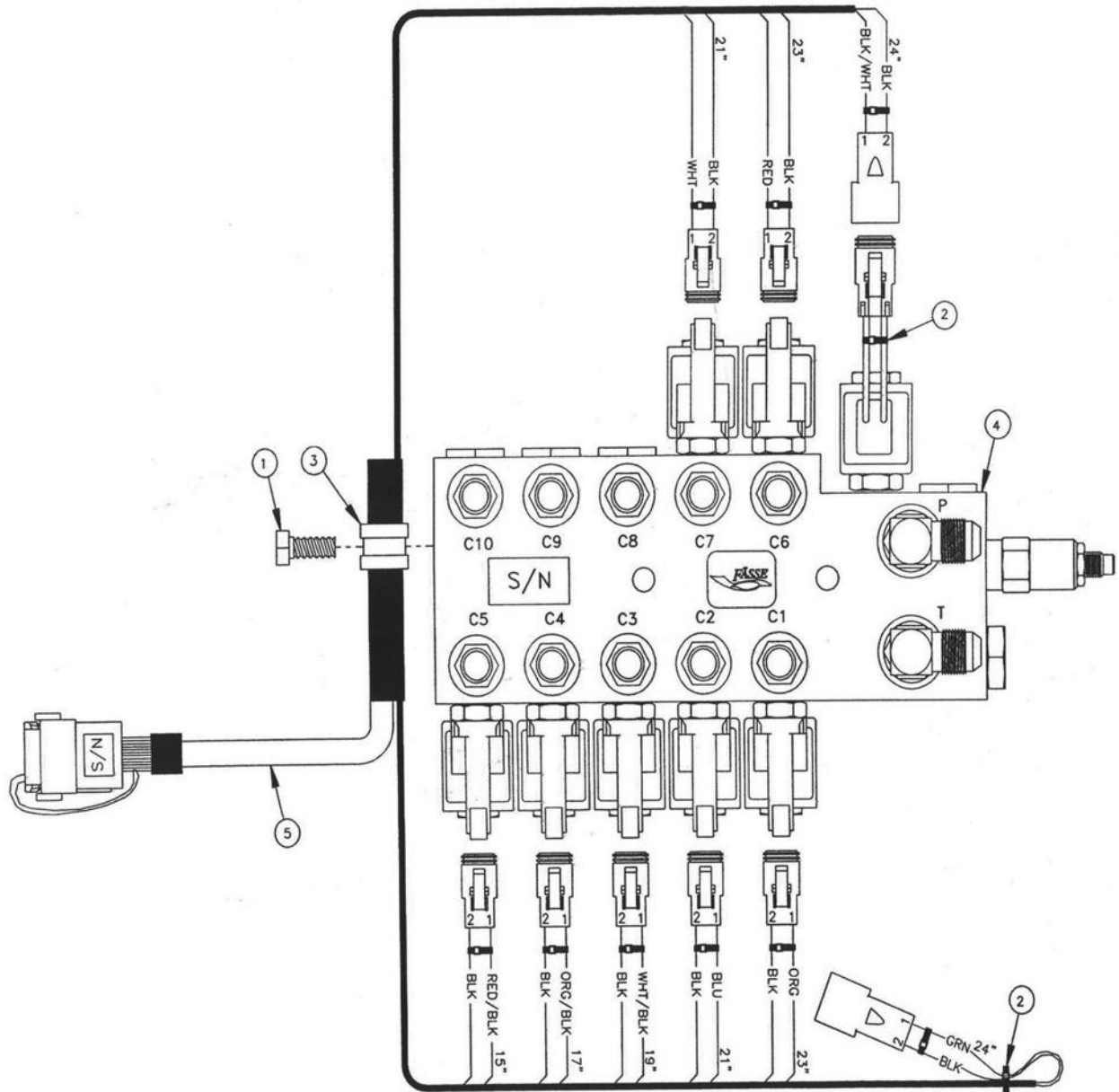


ILLUSTRATED PARTS LIST

Parts List: Hydraulic System

ITEM	VENDOR PART NO.	PART NO.	DESCRIPTION	QTY.	60'	80,90,100'
1	648124	620019	CYLINDER, 20TD16-150 SA PUSH, MAIN LIFT	2		
2	6400-4-8-047	610038	8ORB X 4JIX RESTRICTED ADAPTER, .047	2		
3	FDM4R17-4FJX	600008	HOSE 4JIC STRAIGHT	1		
4	2-NV12-12SAE-M	530182	HYDRAULIC TIP X 8ORB	4		
5	FDM8R17-8FJX-8MBO-288		HOSE HYDRAULIC BLOCK FEED	2		
6	645710	620006	CYLINDER, 30TD16-150 DOUBLE ACTING, FOLD	2		
7	6801-4-8-R.045	610039	8ORB X 4JIX 90° RESTRICTED ADAPTER, .032 (9600N)	4		
7	6801-4-8-R.045	610040	8ORB X 4JIX 90° RESTRICTED ADAPTER, .045 (9600)	4		
8	FDM4R17-4FJX-4FJX-104		HOSE 4JIC STRAIGHT	2		
9	FDM4R17-4FJX90M-4FJX-302		HOSE 4JIC STRAIGHT X 4JIC 90°	1		
10	FDM4R17-4FJX90M-4FJX-302		HOSE 4JIC STRAIGHT X 4JIC 90°	1		
11		610039	8ORB X 4JIX 90° RESTRICTED ADAPTER, .032 (9600N)	4		
11	6801-4-8-R.045	610040	8ORB X 4JIX 90° RESTRICTED ADAPTER, .045 (9600)	4		
12	645710	620006	CYLINDER, 30TD16-150 DOUBLE ACTING, D13, WING	2		
13	FDM6R17-6FJX-156		HOSE 6JIC STRAIGHT	2		
14	6801-6-8	610030	8ORB X 6JIX ADAPTER	2		
15	648422	620023	CYLINDER, 25TD08-112 SA PULL, WING TILT	2		
15			FOR NORAC/RAVEN BOOM HEIGHT CONTROL SYSTEM S		OPT.	
15	648402 OPT. NORAC/RAVEN	620022	CYLINDER, 25TD10-112 SA PULL, WING TILT		OPT.	
16	6805-6-8	610035	8ORB X 3/8" FPT 90° ADAPTER	4		
17	BV3	610036	BREATHER 3/8" MPT	4		
18	FDM4R17-4FJX90M-SAME-302		HOSE HYDRAULIC 4JIC 90° X 4JIC 90°	1		
19	FDM4R17-4FJX90M-4FJX-322		HOSE HYDRAULIC 4JIC 90° X 4JIC 90°	1		
20	FDM4R17-4FJX-4FJX-104		HOSE HYDRAULIC 4JIC STRAIGHT	2		
21	FDM8R17-8MBO-10MBX090-204		HOSE HYDRAULIC PUMP FEED	2		
22	0531-601-500/100	630002	ACCUMULATOR	1		
23	FDM4R17-4FJX-4FJX90M-15		HOSE HYDRAULIC 4JIC STRAIGHT	1		
24	FDM4R17-4FJX-4FJX-25.3		HOSE HYDRAULIC 4JIC STRAIGHT	1		
25	N/A					
26		610026	RUN TEE ADAPTER 4JIC, ZN	6		
26	6602-4	610028	RUN TEE ADAPTER 4JIC	6		
27	6402-04-04	610018	ADAPTER SWIVEL 4JIC X 4ORB	1		
28	MPV-14-SAE	500000	VALVE 1/4 TURN HYDRAULIC	1		
29	700-0805-4103	630008	HYDRAULIC BLOCK - 5 STATION		1	
NS	700-0806-4103	630011	HYDRAULIC BLOCK - 6-STATION			1
30	6400-04	610007	4 ORB X 4 JIC	1		
31	237	237	NUT HH 3/8" NYLOCK ZP CENTERLOCK	2		
32	132	132	BOLT HH 3/8 X 3" GR5 ZP	2		
	SEAL KITS					
	648126		648124 20TD16-150 SA PUSH			

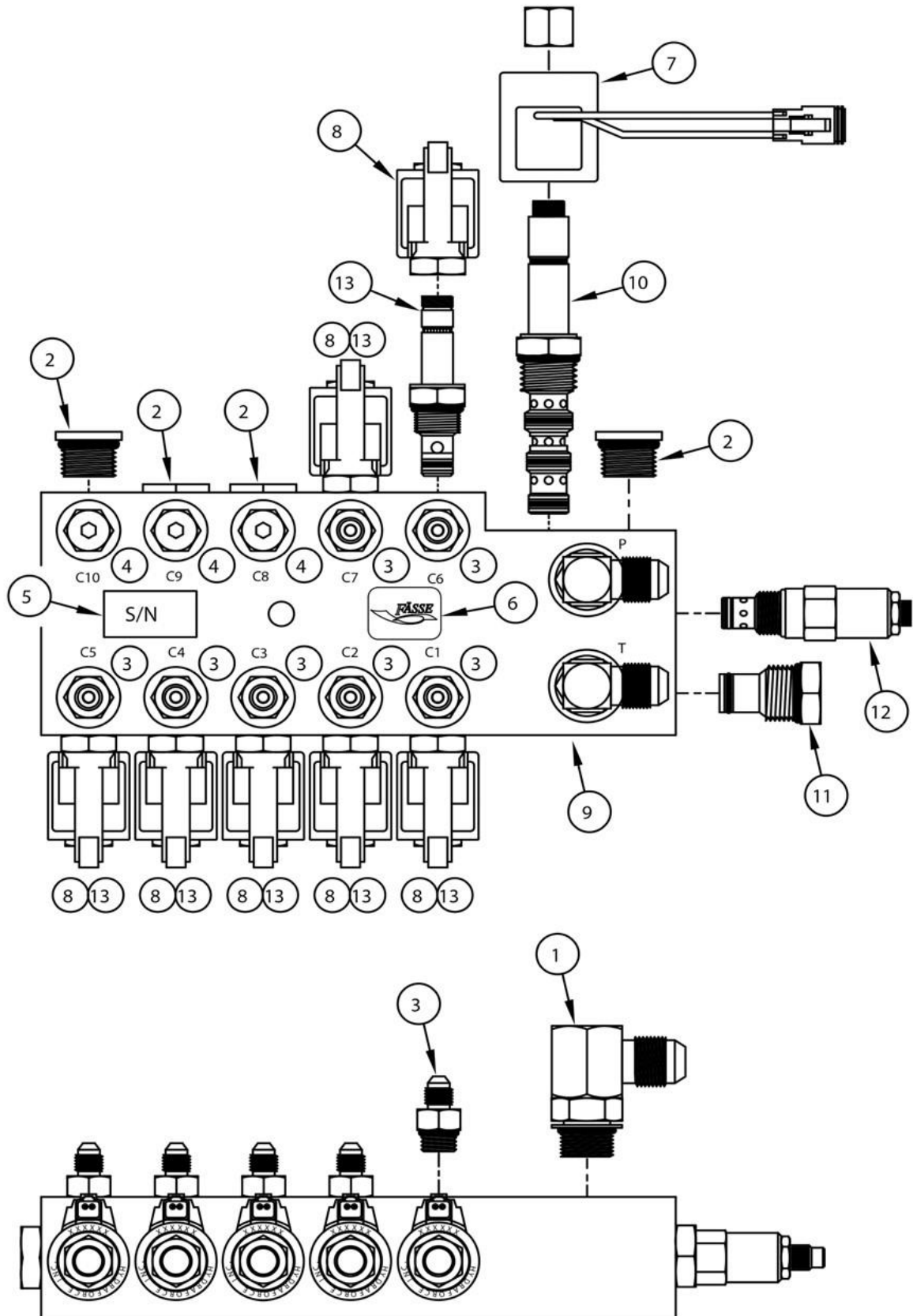
Hydraulic Control Valve Harness – 60-66 Ft. Boom



Parts List: Hydraulic Control Valve Harness – 60-66 Ft. Boom

ITEM	PART NO.	QTY.	DESCRIPTION
1	212-025	1	BOLT, 5/16-18 X 0.75
2	214-002	14	CABLE TIE, BLACK, 7"
3	255-026	1	LOOM CLAMP, 0.5" ID METAL/RUBBER
4	302-374	1	MANIFOLD ASSEMBLY, 0805 2DA 3SA0 CLOSED INTG DTR 12V WP6400-4 PT6801-8
5	319-668	1	HARNESS ASSEMBLY, 12 CON 18 GA DTR KEY A 12P(12)-2DTR2P(2) 33'

Hydraulic Control Valve – 60-66 Ft. Boom



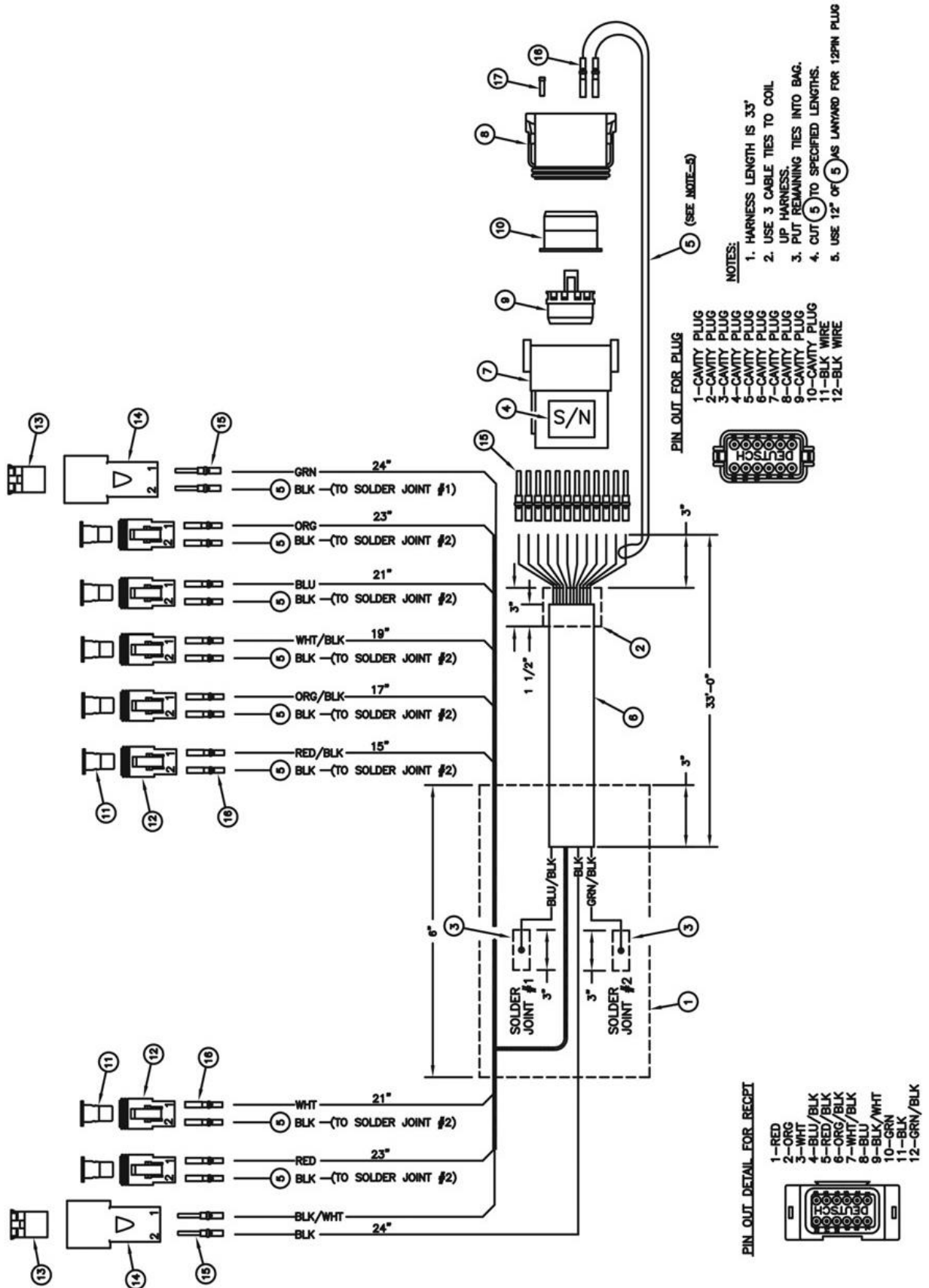


ILLUSTRATED PARTS LIST

Parts List: Hydraulic Control Valve – 60-66 Ft. Boom

ITEM	VENDOR PART NO.	QTY.	DESCRIPTION
1	210-017	2	FITTING 6801-8-8/E-MJ-MO
2	210-038	4	FITTING 6408-HHP-8/HOLL HEX PLUG MO
3	210-113	7	FITTING 6400-4-6/S-MJ-MO
4	210-127	3	FITTING 6408-HHP-6/HOLL HEX PLUG MO
5	232-050	2	DECAL S/N (SILVER)
6	232-058	1	DECAL FASSE BLACK/GOLD 1" X .75" ROUND CORNER
7	253-037	1	COIL H/F 6359774 DT
8	253-046	7	COIL HYDAC 0312600 DL DSTCH RECPT.
9	270-093	1	MANIFOLD S14153-4 5CIR AL RV
10	273-008	1	CARTRIDGE SV10-40-0-N-00 (Seal Kit Part Number 274-001)
11	273-012	1	CARTRIDGE CP10-20 (Seal Kit Part Number 274-019)
12	273-058	1	CARTRIDGE H/F RV10-22A-0-N-NC-35-30 (Seal Kit Part Number 274-009)
13	273-077	7	CARTRIDGE HYDAC WS 08W-01-C-N-0 (Seal Kit Part Number 274-028)

Hydraulic Control Valve Harness – 60-66 Ft. Boom



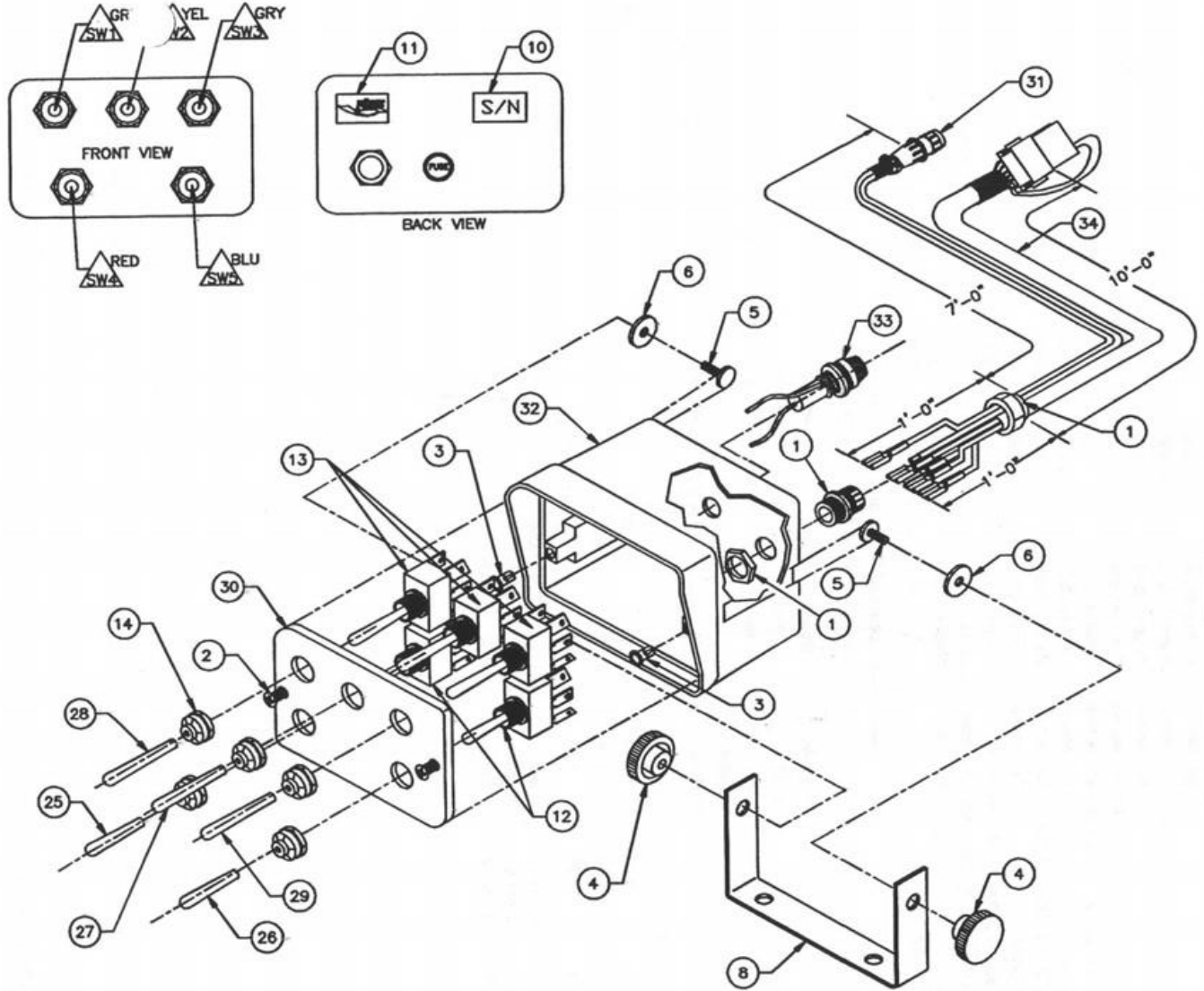


ILLUSTRATED PARTS LIST

Parts List: Hydraulic Control Valve Harness – 60-66 Ft. Boom

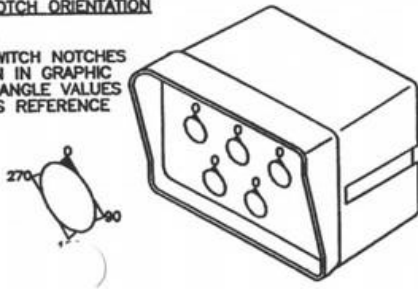
ITEM	VENDOR PART NO.	QTY.	DESCRIPTION
1	231-008	6"	SHRINK TUBING .750
2	231-009	3"	SHRINK TUBING .5
3	231-250	6"	SHRINK TUBING .250 BLACK
4	232-050	2	DECAL S/N (SILVER)
5	252-058	159"	WIRE 18GA BLACK
6	252-064	35'	CABLE 12CON GRAY 18GA
7	255-212	1	CONNECTOR DEUTSCH 12 PIN RECEPTICLE DT
8	255-213	1	CONNECTOR DEUTSCH DT PLUG 12 PIN
9	255-214	1	CONNECTOR DEUTSCH LOCK WEDGE 12 PIN DTR
10	255-215	1	CONNECTOR DEUTSCH LOCK WEDGE 12 PIN DTP
11	255-505	7	CONNECTOR DEUTSCH LOCK WEDGE 2 PIN DTP
12	255-801	7	CONNECTOR DEUTSCH 2 PIN PLUG DT
13	255-969	2	CONNECTOR DEUTSCH LOCK WEDGE 2 PIN DTR
14	255-971	2	CONNECTOR DEUTSCH 2 PIN RECEPTICLE DT
15	255-977	16	TERMINAL PIN DEUTSCH 16/18GA
16	255-978	16	TERMINAL SOCKET DEUTSCH 16/18GA
17	255-979	10	CONNECTOR DEUTSCH

Control Console – 60-66 Ft. Boom



SWITCH NOTCH ORIENTATION

- ORIENT SWITCH NOTCHES AS SHOWN IN GRAPHIC
- USE THE ANGLE VALUES SHOWN AS REFERENCE





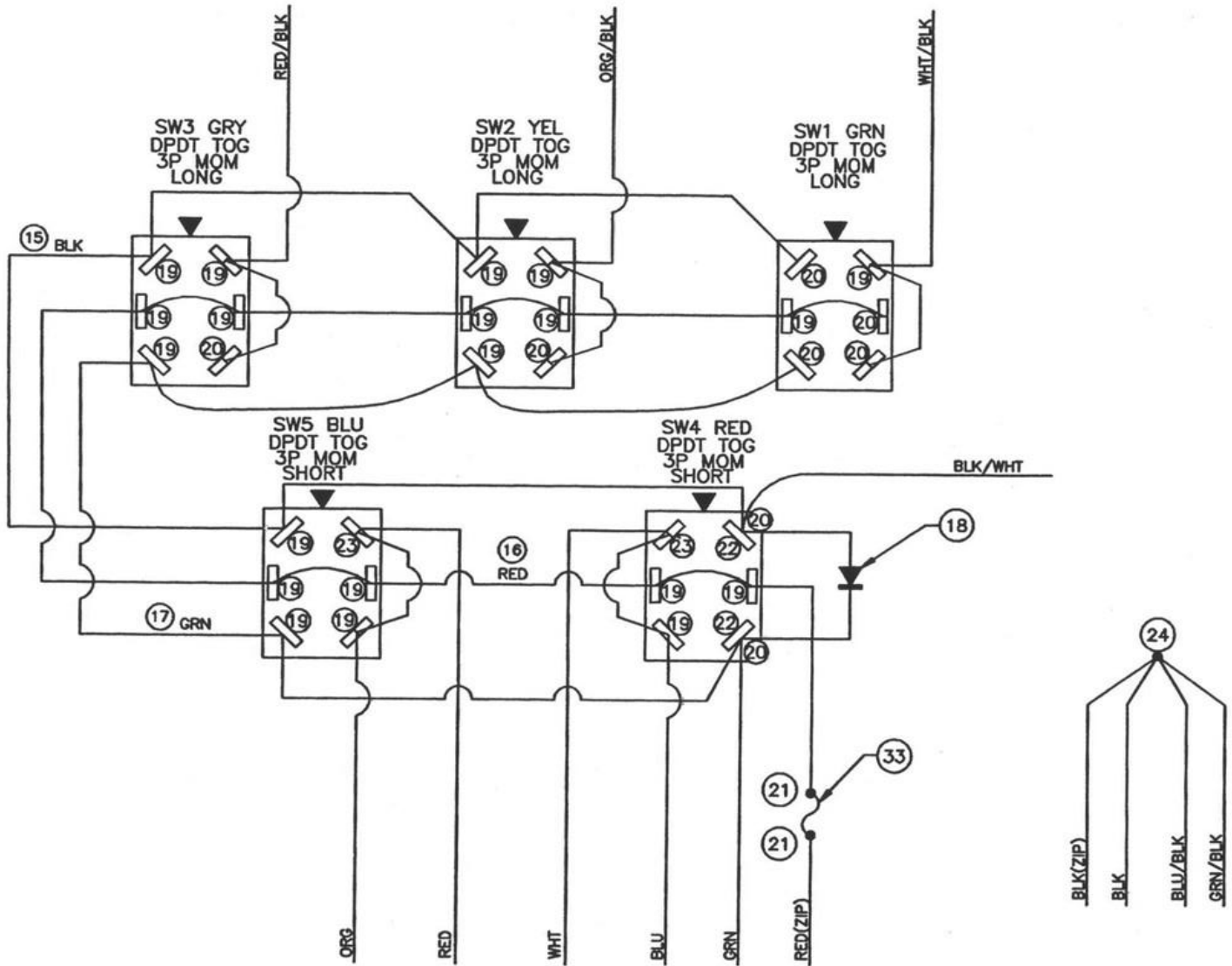
ILLUSTRATED PARTS LIST

Parts List: Control Console – 60-66 Ft. Boom

ITEM	PART NO.	QTY.	DESCRIPTION
1	210-710	1	STR RLF HEYCO .23"-.53" ID, HOLE DIA. .886"
2	212-184	2	SCREW 6-32 X 3/8 OVAL HD BLK
3	212-202	2	INSERT 6-32 X 3/8 BRASS
4	212-215	2	KNOB 1/4-20 FEMALE
5	212-231	2	SCREW WELDED 1/4-20 X .500
6	213-335	2	WASHER NYLON .257 X .875 X .060
7	214-002	3	CABLE TIE BLACK 7"
8	219-300	1	BRKT HSNG MONITOR
9	230-057	1	BAG POLY CLR 14 X 18 2MIL W/ LOGO
10	232-050	2	DECAL S/N (SILVER)
11	232-059	1	DECAL GOLD/BLK 1.5 X .5
12	250-007	2	SW TOG DPDT 3P MOM SHORT
13	250-013	3	SW TOG DPDT 3P MOM LONG
14	250-023	5	SW TOG BOOT OPN GRY
15	252-058	18"	WIRE 1GA BLK
16	252-059	24"	WIRE 18GA RED
17	252-060	18"	WIRE 18GA GRN
18	254-001	1	DIODE D116A2 6AMP
19	255-002	20	TRM T-TAP F PO BLU
20	255-006	8	TRM PO F NON INS 20/18GA
21	255-030	2	TRM SPLICE CLOSED END 16-18GA
22	255-070	2	TRM PO M/F 14-16GA
23	255-119	2	TRM PO F INS 16-14GA
24	225-285	1	TRM SPLICE CLOSED END LRG
25	259-005	1	SW TOG GRIP VNYL RED .187
26	259-015	1	SW TOG GRIP VNYL BLU .187
27	259-022	1	SW TOG GRIP VNYL YEL .187
28	259-023	1	SW TOG GRIP VNYL GRN .187
29	259-027	1	SW TOG GRIP VNYL GRY .187
30	311-083	1	ENCL FP DRL MNTR/FD DECL-5X15/32 3SA
31	314-217	1	HARNESS R/B WIRE SERIES 3 P/8'
32	319-725	1	ENCL DRILL MNTRBX FH-7/8" STR RLF
33	319-769	1	FUSEHOLDER PM ASSY 10A /1.5'
34	320-184	1	HRN 12CON 18GA DTP KEY A 12P(12) 11' END CAP

Control Console – 60-66 Ft. Boom

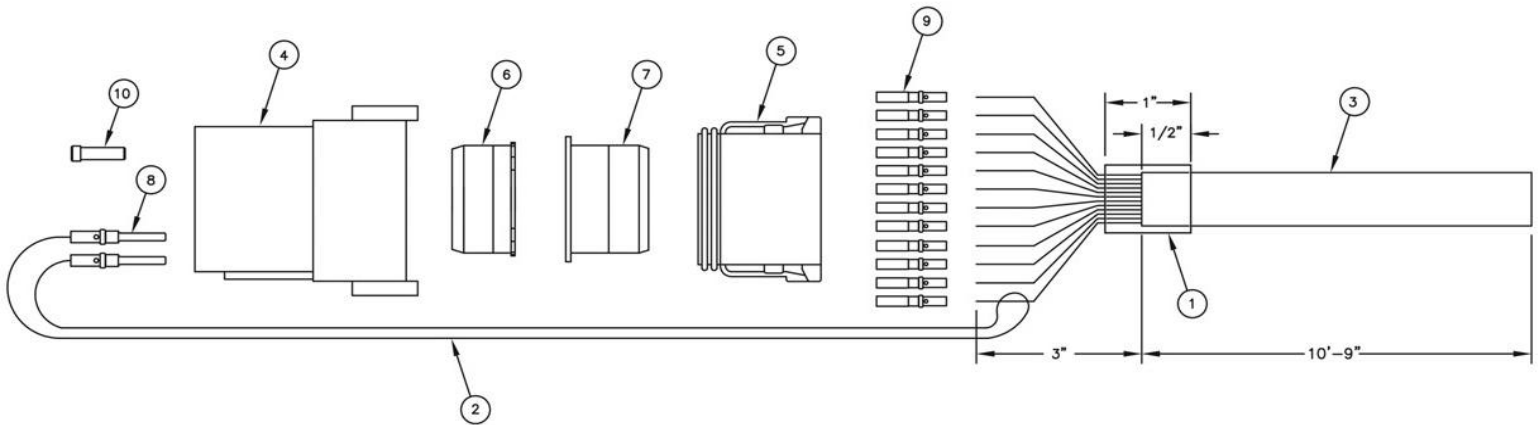
SWITCH WIRING DIAGRAM



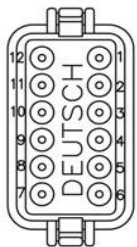
Wiring Harness – 60-66 Ft. Boom

PARTS LIST

№	PART NUMBER	QTY	PART DESCRIPTION
1	231-009	1"	SHRINKTUBING .500" BLK
2	252-058	12"	WIRE 18GA BLK
3	252-064	11'	CABLE 12CON 18GA PVC GRY
4	255-212	1	CONN DEUT DT RECPT 12PIN
5	255-213	1	CNTR DEUTSCH 12PIN PLUG DT
6	255-214	1	CONN DEUT LOCKWEDGE 12PIN DTR
7	255-215	1	CNTR LOCK WEDGE 12PIN DTP
8	255-977	2	CONT DEUT PIN 16-18GA
9	255-978	12	CNTR DEUTSCH SOCKET 16/18GA
10	255-979	10	CONT DEUT CAVITY PLUG

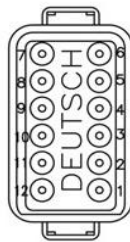


PIN OUT DETAIL FOR PLUG



- 1-RED
- 2-ORG
- 3-WHT
- 4-BLU/BLK
- 5-RED/BLK
- 6-ORG/BLK
- 7-WHT/BLK
- 8-BLU
- 9-BLK/WHT
- 10-GRN
- 11-BLK
- 12-GRN/BLK

PIN OUT DETAIL FOR RECEPT

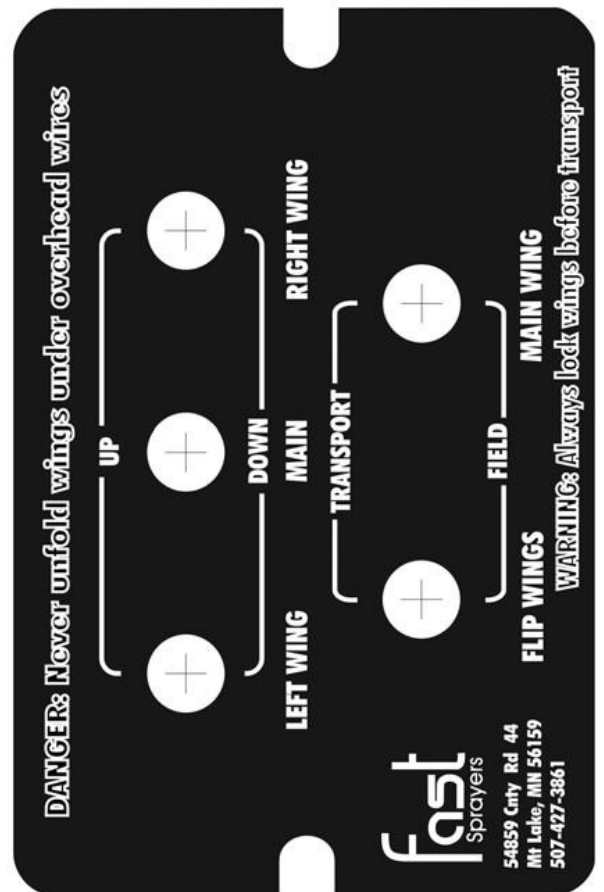


- 1-CAVITY PLUG
- 2-CAVITY PLUG
- 3-CAVITY PLUG
- 4-CAVITY PLUG
- 5-CAVITY PLUG
- 6-CAVITY PLUG
- 7-CAVITY PLUG
- 8-CAVITY PLUG
- 9-CAVITY PLUG
- 10-CAVITY PLUG
- 11-BLK WIRE
- 12-BLK WIRE

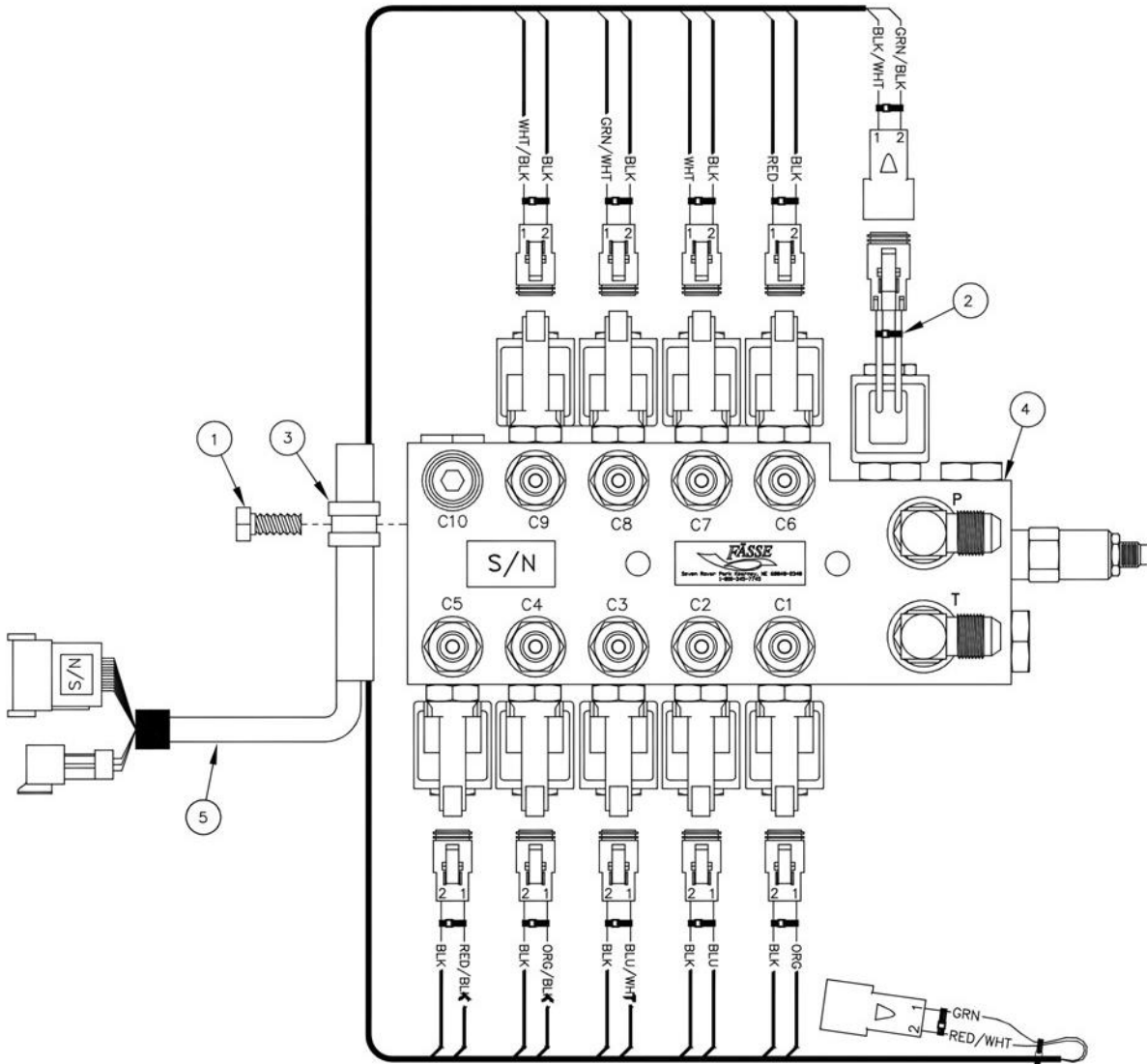
Control Console Decal – 60-66 Ft. Boom

700-0805-4103 & 700-0805-4104

Switch No.	Boot Color	Switch Position	Hot Wires	Pin Out Location	Pressure Ports	Tank Ports	Function
1 Long	Green	Up (mom)	Wht/Blk & Grn	7 & 10	C3		Lt. Wing Up
		Center (stat)					Off
		Down (mom)	Wht/Blk & Grn & Blk/Wht	7 & 10 & 9		C3	Lt. Wing Down
2 Long	Yellow	Up (mom)	Org/Blk & Grn	6 & 10	C4		Main Up
		Center (stat)					Off
		Down (mom)	Org/Blk & Grn & Blk/Wht	6 & 10 & 9		C4	Main Down
3 Long	Gray	Up (mom)	Red/Blk & Grn	5 & 10	C5		Rt. Wing Up
		Center (stat)					Off
		Down (mom)	Red/Blk & Grn & Blk/Wht	5 & 10 & 9		C5	Rt. Wing Down
4 Short	Red	Up (mom)	Wht & Blu & Grn	3 & 8 & 10	C2	C7	Flip Wings Transport
		Center (stat)					Off
		Down (mom)	Wht & Blu & Grn & Blk/Wht	3 & 8 & 10 & 9	C7	C2	Flip Wings Field
5 Short	Blue	Up (mom)	Red & Org & Grn	1 & 2 & 10	C1	C6	Main Wing Transport
		Center (stat)					Off
		Down (mom)	Red & Org & Grn & Blk/Wht	1 & 2 & 10 & 9	C6	C1	Main Wing Field
			Blk	11			Ground
			Blu/Blk	4			Ground
			Grn/Blk	12			Ground



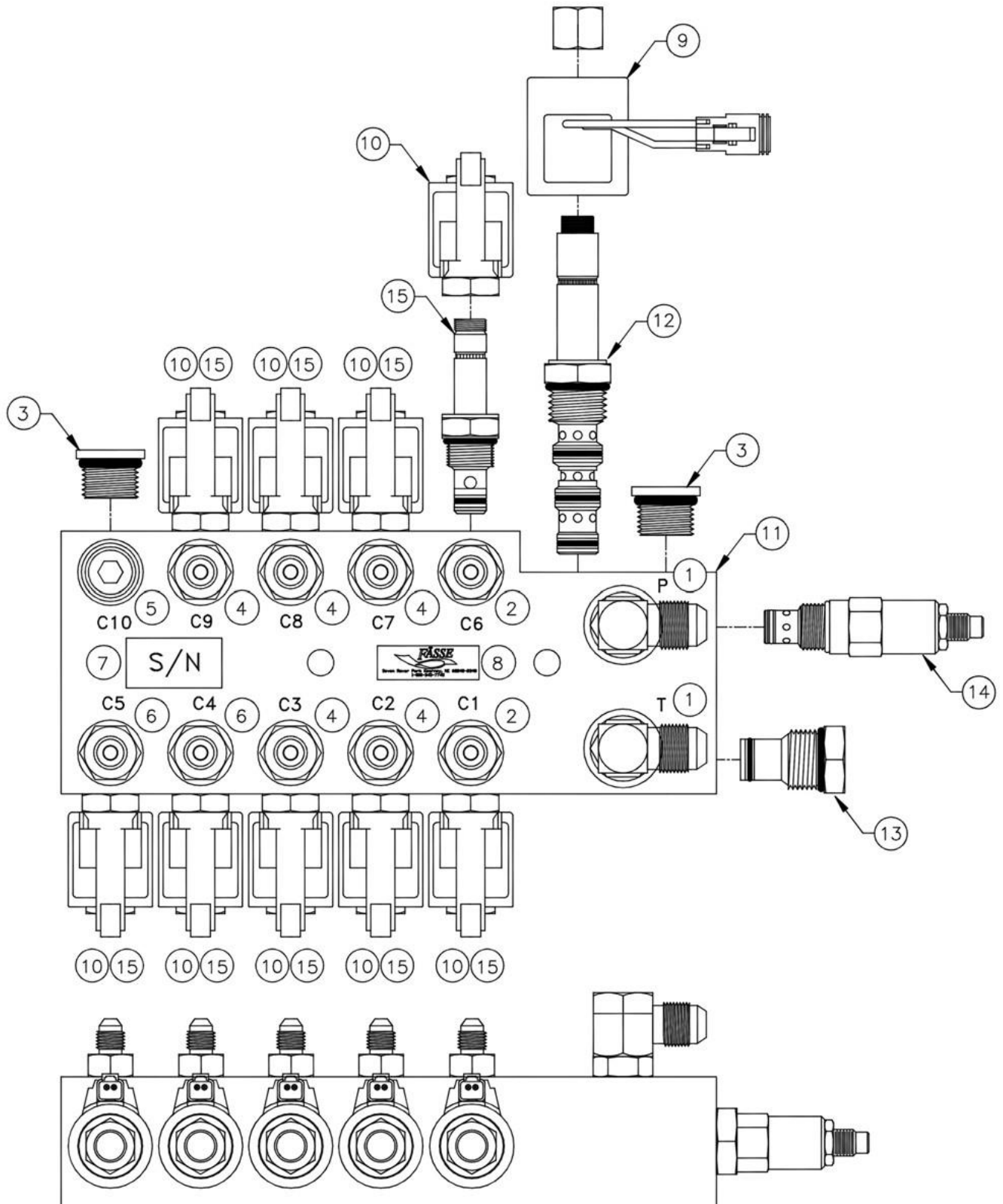
Hydraulic Control Valve Wiring Harness – 80-90-100 Ft. Boom



Parts List: Hydraulic Control Valve Wiring Harness – 80-90-100 Ft. Boom

ITEM	PART NO.	QTY.	DESCRIPTION
1	212-025	1	BOLT 5/16-18 X .75
2	214-002	13	CABLE TIE BLACK 7"
3	255-026	1	LOOM CLAMP .5" ID METAL/RUBB
4	302-780	1	MANI ASSY 0806 4DA 1SA CLSD DTR 12V WP6400-4(7)+6(2)R0.47 P6801-8
5	319-724	1	HRN ASSY 15CON 18GA DTR KEY A 12P(12)-DTR3(3)-9DTP2P(2) 2DTR2P(2) 33'

Hydraulic Control Valve – 80-90-100 Ft. Boom





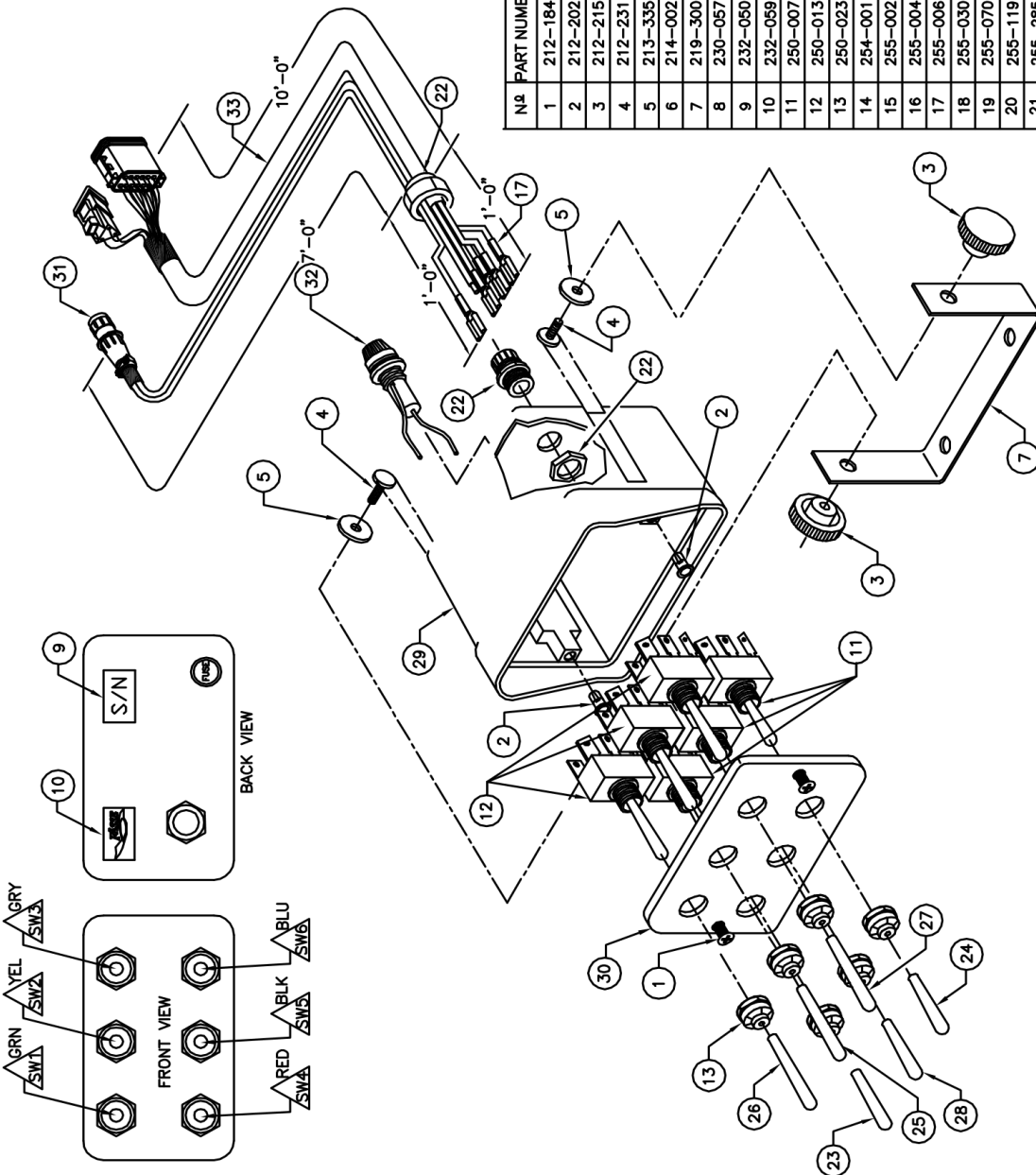
ILLUSTRATED PARTS LIST

Parts List: Hydraulic Control Valve – 80-90-100 Ft. Boom

ITEM	VENDOR PART NO.	QTY.	DESCRIPTION
1	210-017	2	FITTING 6801-8-8/E-MJ-MO
2	273-023	2	FITTING 6400-6-6/S-MJ-MO
3	210-038	4	FITTING 6408-HHP-8/HOLL HEX PLUG MO
4	210-113	7	FITTING 6400-4-6/S-MJ-MO
5	210-127	3	FITTING 6408-HHP-6/HOLL HEX PLUG MO
6	210-188	2	FITTING 6400-6-6 R.047/S-MJ-MO
7	232-050	2	DECAL S/N (SILVER)
8	232-058	1	DECAL FASSE BLACK/GOLD 1" X .75" ROUND CORNER
9	253-037	1	COIL H/F 6359774 DT
10	253-046	7	COIL HYDAC 0312600 DL DSTCH RECPT.
11	270-093	1	MANIFOLD S14153-4 5CIR AL RV
12	273-008	1	CARTRIDGE SV10-40-0-N-00 (Seal Kit Part Number 274-001)
13	273-012	1	CARTRIDGE CP10-20 (Seal Kit Part Number 274-019)
14	273-058	1	CARTRIDGE H/F RV10-22A-0-N-NC-35-30 (Seal Kit Part Number 274-009)

Control Console – 80-90-100 Ft. Boom

NO	PART NUMBER	QTY	PART DESCRIPTION
1	212-184	2	SCREW 6-32 X 3/8 OVAL HD BLK
2	212-202	2	INSERT 6-32X3/8 BRASS
3	212-215	2	KNOB 1/4-20 FEMALE
4	212-231	2	SCREW WELDED 1/4-20 X .500
5	213-335	2	WASHER NYLON .257X.875X.060
6	214-002	3	CABLE TIE BLACK 7"
7	219-300	1	BKRT HSG MONITOR
8	230-057	1	BAG POLY CLR 14 X 18 2MIL W/LOGO
9	232-050	2	DECL S/N (SILVER)
10	232-059	1	DECL GOLD/BLK 1.5 X .5
11	250-007	3	SW TOG DPDT 3P MOM SHORT
12	250-013	3	SW TOG DPDT 3P MOM LONG
13	250-023	6	SW TOG BOOT OPN GRY
14	254-001	1	DIODE D116A2 6AMP
15	255-002	25	TRM T-TAP F PO BLU
16	255-004	2	TRM PO F FULL INS 22-18GA
17	255-006	6	TRM PO F NON INS 20/18GA
18	255-030	2	TRM SPLICE CLOSED END 16-18GA
19	255-070	2	TRM PO M/F 14-18GA
20	255-119	3	TRM PO F INS 16-14GA
21	255-285	1	TRM SPLICE CLOSED END LRG
22	255-710	1	STRAIN RLF HEYCO .45"-705"ID, HOLE DIA 1.115"
23	259-005	1	SW TOG GRIP VNYL RED .187
24	259-015	1	SW TOG GRIP VNYL BLU .187
25	259-022	1	SW TOG GRIP VNYL YEL .187
26	259-023	1	SW TOG GRIP VNYL GRN .187
27	259-027	1	SW TOG GRIP VNYL GRY .187
28	259-031	1	GRIP TOG VNYL BLK .187"
29	304-400	1	ENCL DRILL MNTBx FH-1 1/8"G
30	304-751	1	ENCL DRILL FP MNTR SW6 F00204
31	314-217	1	HARNES R/B WIRE SERIES 3 P/8'
32	319-769	1	FUSEHOLDER PM ASSY 10A / .5'
33	320-760	1	HRN 15CON 18GA DTP KEY A 12P(12)DTP3P(3) 11"

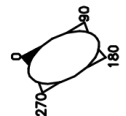


NOTES:

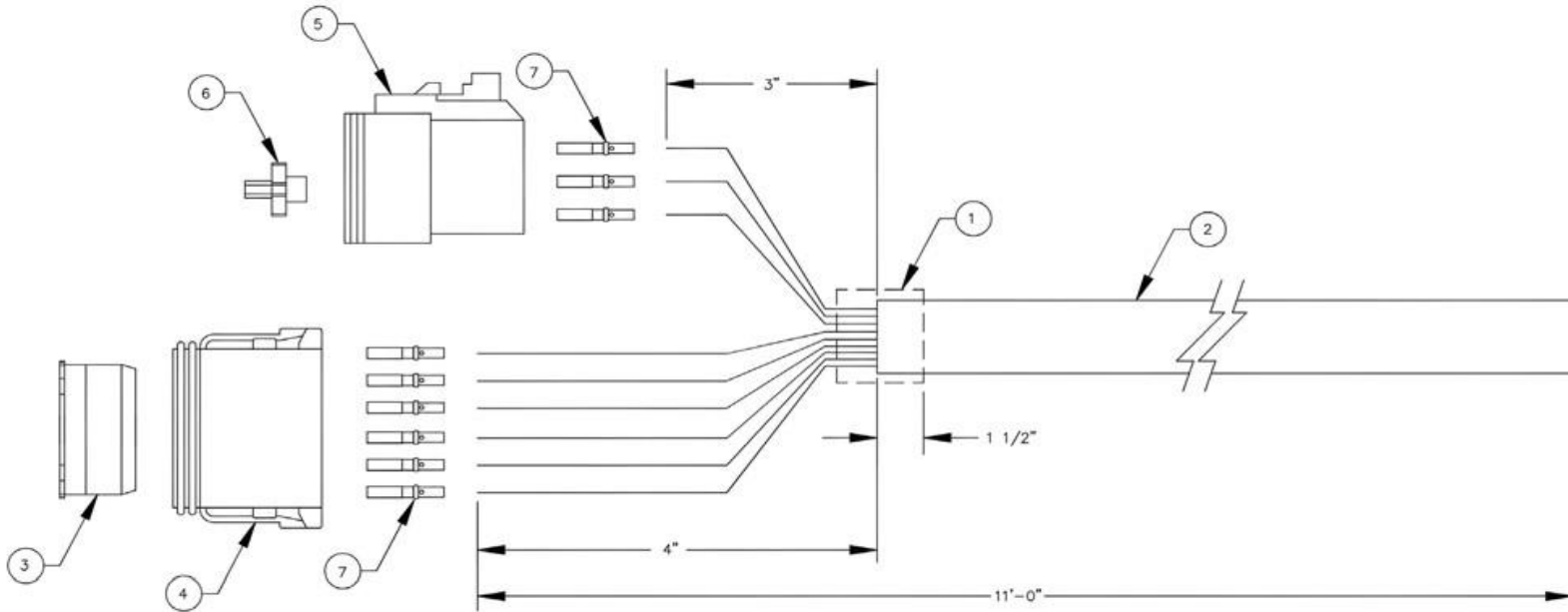
1. USE 1-CABLE TIE TO COIL UP HARNESS
2. NOT SHOWN: (6) (8)
3. CUT (23) (24) & (28) TO FIT ON SW BAT.

SWITCH NOTCH ORIENTATION

- ORIENT SWITCH NOTCHES AS SHOWN IN GRAPHIC
- USE THE ANGLE VALUES SHOWN AS REFERENCE



Wiring Harness – 80-90-100 Ft. Boom

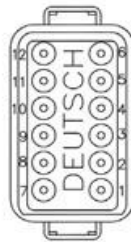


PIN OUT DETAIL



A - GRN/WHT
 B - BLU/WHT
 C - RED/WHT

PIN OUT DETAIL



1 - RED 7 - WHT/BLK
 2 - ORG 8 - BLU
 3 - WHT 9 - BLK/WHT
 4 - BLU/BLK 10 - GRN
 5 - RED/BLK 11 - BLK
 6 - ORG/BLK 12 - GRN/BLK

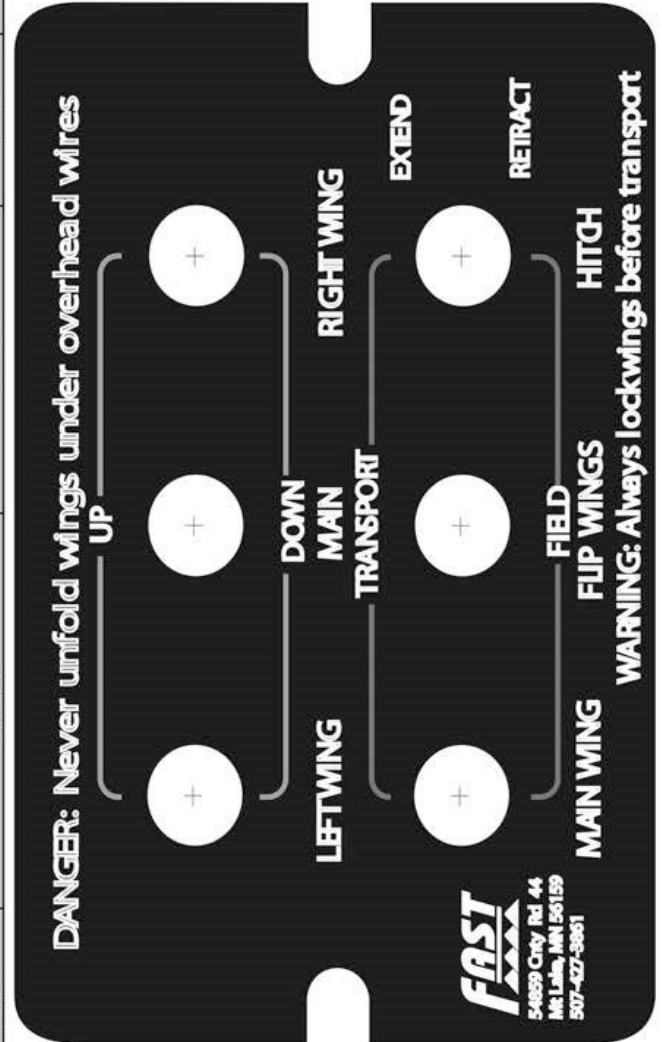
Parts List: Wiring Harness – 80-90-100 Ft. Boom

ITEM	PART NO.	QTY.	DESCRIPTION
1	231-007	3"	SHRINK TUBING .625
2	252-020	11'	CABLE 15CON 18 GAUGE
3	225-215	1	CENTERLOCK WEDGE 12PIN DTP
4	225-756	1	CONNECTOR DEUTSCH DT PLUG 12 PIN KEY A
5	225-813	1	CONNECTOR DEUTSCH 3 PIN PLUG DTDTP PLUG 12 PIN KEY A
6	225-817	1	CONNECTOR DEUTSCH LOCK WEDGE 3 PIN DTP
7	225-978	15	CONNETOR DEUTSCH SOCKET 16/18 GAUGE

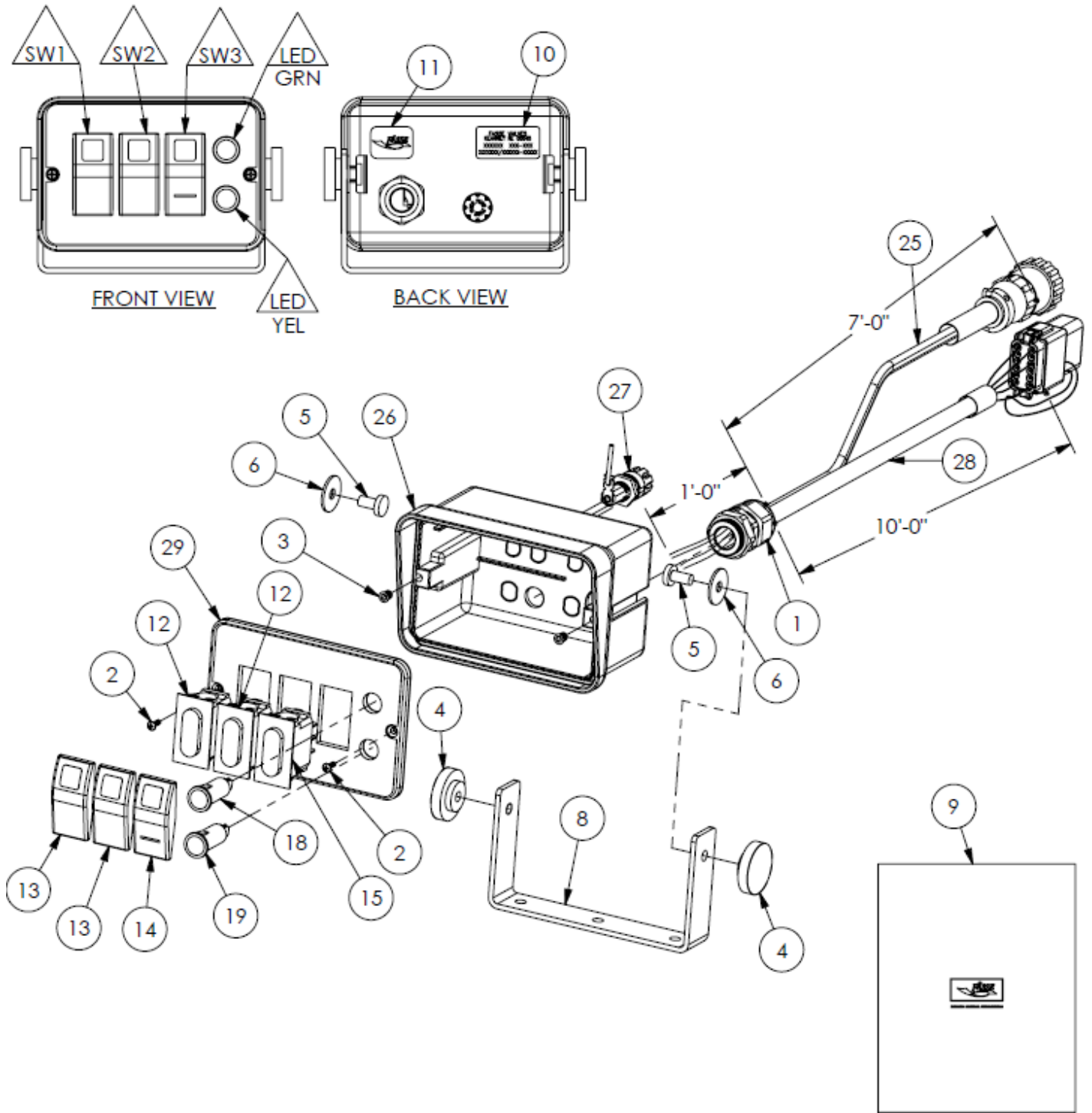
Control Console Decal – 80-90-100 Ft. Boom

700-0806-4105 120' Fixed Tongue

Switch No.	Boot Color	Switch Position	Hot Wires	Pin Out Location	Pressure Ports	Tank Ports	Function
1 Long	Green	Up (mom)	Org/Blk & Grn	6-12P, 10-12P	C4		Lt. Wing Up
		Center (stat)					Off
		Down (mom)	Org/Blk & Grn & Blk/Wht	6-12P, 10-12P, 9-12P		C4	Lt. Wing Down
2 Long	Yellow	Up (mom)	Wht/Blk & Grm & Blk/Wht	7-12P, 10-12P, 9-12P	C9		Main Up
		Center (stat)					Off
		Down (mom)	Wht/Blk & Grm	7-12P, 10-12P		C9	Main Down
3 Long	Gray	Up (mom)	Red/Blk & Grm	5-12P, 10-12P	C5		Rt. Wing Up
		Center (stat)					Off
		Down (mom)	Red/Blk & Grm & Blk/Wht	5-12P, 10-12P, 9-12P		C5	Rt. Wing Down
4 Short	Red	Up (mom)	Wht & Blu & Grn	3-12P, 8-12P, 10-12P	C2	C7	Main Wing Transport
		Center (stat)					Off
		Down (mom)	Wht & Blu & Grn & Blk/Wht	3-12P, 8-12P, 10-12P, 9-12P		C7	Main Wing Field
5 Short	Black	Up (mom)	Grn/Wht & Blu/Wht & Grn	1-3P, 2-3P, 10-12P	C3	C8	Flip Wings Transport
		Center (stat)					Off
		Down (mom)	Grn/Wht & Blu/Wht & Grm & Blk/Wht	1-3P, 2-3P, 10-12P, 9-12P		C8	Flip Wings Field
6 Short	Blue	Up (mom)	Red & Org & Grm	1-12P, 2-12P, 10-12P	C1	C6	Hitch Transport
		Center (stat)					Off
		Down (mom)	Red & Org & Grm & Blk/Wht	1-12P, 2-12P, 10-12P, 9-12P		C6	Hitch Field
			Blk	11-12P			Ground
			Red/Wht	3-3P			Ground
			Blu/Blk	4-12P			Ground
			Grn/Blk	12-12P			Ground



Cab Box for Electric Valving Option



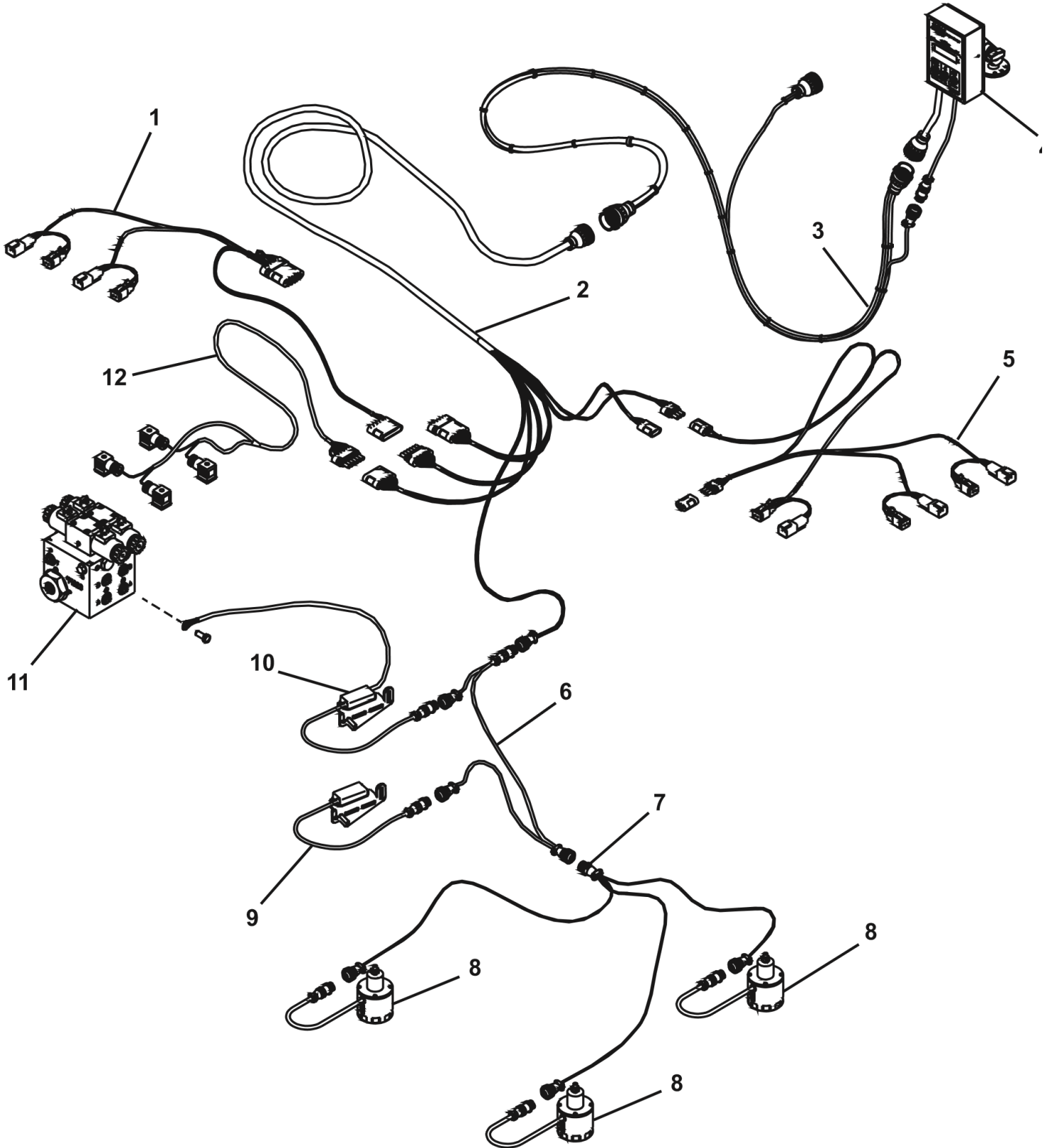


ILLUSTRATED PARTS LIST

Cab Box for Electric Valving Option 632155

ITEM	PART NO.	QTY.	DESCRIPTION
1	210-710	1	STR RLF HEYCO .23"-.54"ID, HOLE DIA .886"
2	212-184	2	SCREW PHIL PAN #6-32X3/8" BLK
3	212-202	2	SCREW INSERT BRASS #6-32X3/8"
4	212-215	2	KNOB FEMALE 1/4"-20
5	212-231	2	SCREW WELDED 1/4"-20X.625"
6	213-335	2	WASHER NYLON FLAT 1/4"-20
7	214-002	3	CABLE TIE BLK 8.5"
8	219-300	1	BRKT MNTR BLK AL
9	230-057	1	BAG POLY 14X 18 2MIL LOGO
10	232-050	1	DECL S/N SILVER
11	232-058	1	DECAL FASSE BLK/GOLD 1"X.75" RND CRNR
12	250-242	2	SW RCK CONTURA BODY ONLY SPST 2P STAT CLEAR LED 12V
13	250-243	2	SW RCK CONTURA II ACTUATOR ONLY RED LENS BLK
14	250-244	1	SW RCK CONTURA II ACTUATOR ONLY RED/RED LENS BLK
15	250-245	1	SW RCK CONTURA BODY ONLY SPST 3P STAT CLEAR/CLEAR LEDS 12V
16	252-058	14"	WIRE 18GA BLK
17	252-059	14"	WIRE 18GA RED
18	254-179	1	LED GRN 12V 5/8"DIA SNAP FLUSH 1/4" MALE TRM
19	254-182	1	LED YEL 12V 5/8"DIA SNAP FLUSH 1/4" MALE TRM
20	255-002	6	TRM PO T-TAP F 18-14GA
21	255-006	7	TRM PO F INS 22-18GA
22	255-030	3	TRM SPLICE CLOSED END 16-18GA
23	255-119	1	TRM PO FINS 16-14GA
24	255-285	1	TRM SPLICE CLOSED END LRG 14-16GA
25	314-001	1	HRN 2CON 14GA AMP PLUG 3P(2) 8"
26	319-725	1	ENCL MNTR BOX 4.75"X3"X2"
27	320-529	1	FUSE HOLDER PM ASSY 7.5A .5'
28	320-607	1	HRN 12CON 18GA DTP KEY B 12P(12) 11' END CAP
29	320-609	1	ENCL DRILL FP MNTR RCK3 LED2 500204

NORAC Auto Height Boom Control UC4+



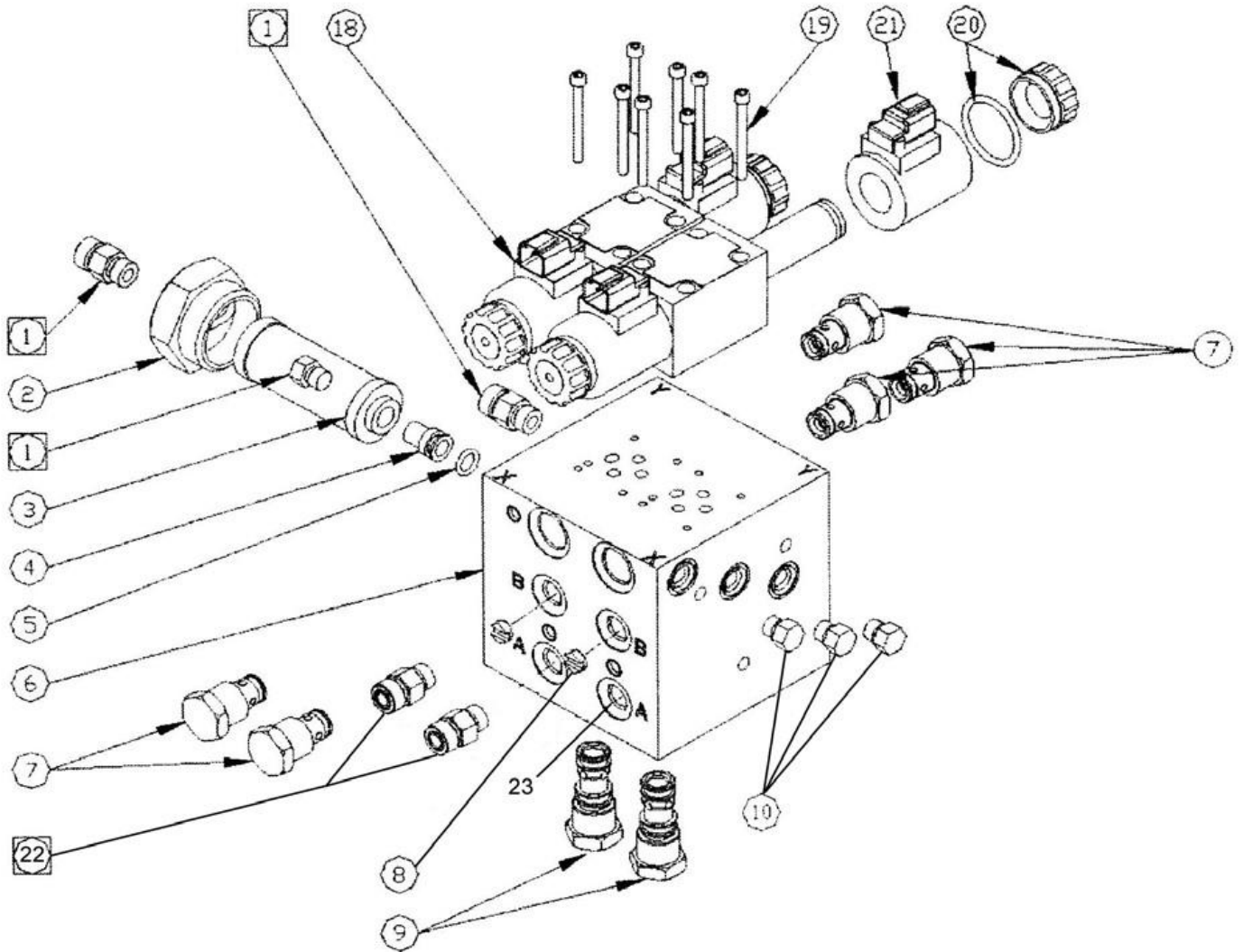


ILLUSTRATED PARTS LIST

Parts List: NORAC Auto Height Boom Control UC4+

ITEM	VENDOR PART NO.	QTY.	DESCRIPTION
1	44658-19	1	CABLE INTERFACE UC4 BC C13 FT1 MAIN
2	44651-03	1	CABLE EXTENSION VALVE GENERIC
3	44650-35	1	CABLE POWER GENERIC PULL-TYPE
4	4461BC+	1	UC4 PLUS BOOM CONTROL PANEL
5	44658-20	1	CABLE INTERFACE UC4 BC C12 FT1 WINGS
6	44664	1	CABLE UC4 CAN NODE DUAL
7	44668	1	CABLE UC3 SENSOR BRANCH 1 AMP RECEPT 3 AMP PLUG BC
8	44631	3	UC4 ULTRASOUND SENSOR
9	44642	1	UC4 PLUS ROLL SENSOR
10	44641	1	UC4 PLUS ROLL SENSOR W TEMPERATURE PROBE
11	44933D	1	VALVE BLOCK UC4-BC 2-STATION CC/LS VARIABLE RATE DUETSCH
12	44656D	1	CABLE VALVE VARIABLE RATE DUETSCH
NS	44656	NS	CABLE VALVE VARIABLE RATE DIN TERMINAL

NORAC Hydraulic Valve Block



SPRAYER MODEL SPECIFIC

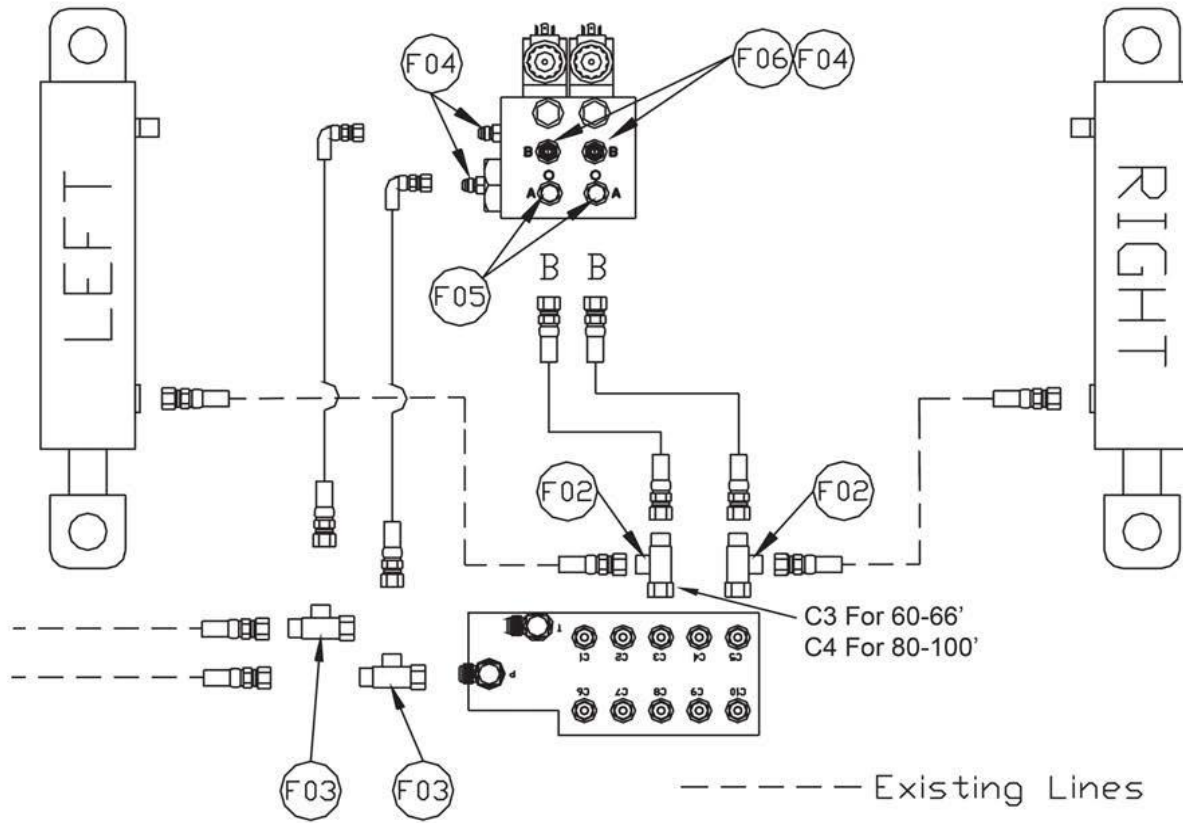


ILLUSTRATED PARTS LIST

Parts List: NORAC Hydraulic Valve Block

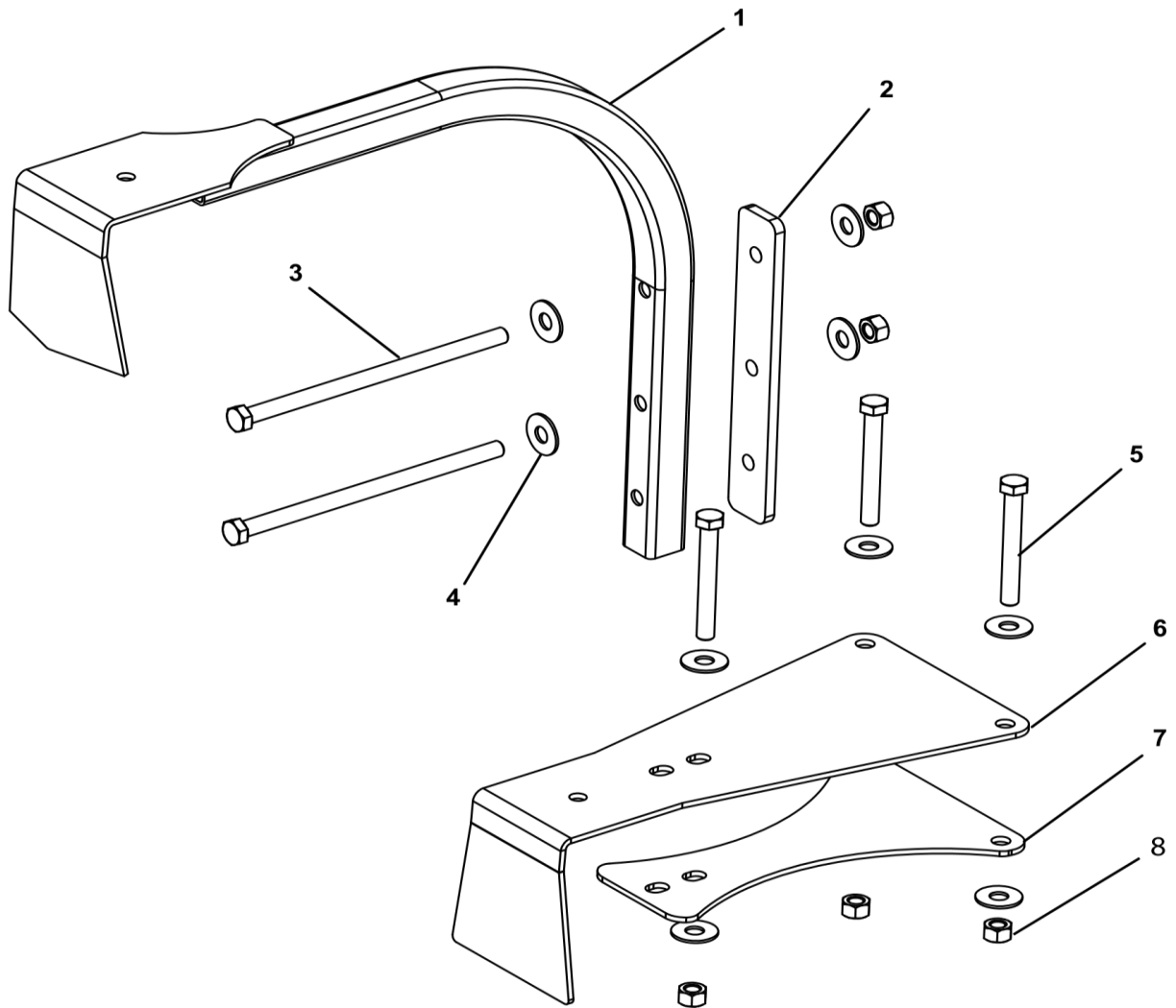
ITEM	VENDOR PART NO.	QTY.	DESCRIPTION
1	W400-6-6	2	HYDRAULIC COUPLING - MODEL SPECIFIC
2	44897	1	FILLER CAP WITH 60RB PORT
3	104827	1	HYDRAULIC FILTER ELEMENT, 3000 PSI IN-LINE 10 MICRON
4	44896	1	FILTER INSERT
5	104998	1	O-RING 5/8 X 0.420 ID X 0.103
6	44923	1	VALVE BLOCK2 STATION CLOSED CENTER
7	104943	3	HYDRAULIC CHECK VALVE C-10-2
8	44928	2	ORIFICE INSERT 0.047
9	104944	2	CHECK VALVE CARTRIDGE C-10-3S
10	103381	5	PLUG 4MBP
18	105723	1	HYDRAULIC VALVE 12V
19	100739	8	HEX SOCKET CAP SCREW 10-24 X 2"
20	105948	4	COIL NUT & O-RING FOR NORAC #10599 & 105723
21	105926D	4	COIL 12V FOR NORAC #10599 & 105723
21	105927	4	COIL 12V FOR NORAC DIN
22	103312	2	MALE ADAPTER 6MB-6MJ
23	104369	2	PLUG 6MBP

NORAC Auto Height Boom Control Hydraulic Schematic UC4+ & UCS



Item	Part Number	Name	Quantity	Picture
F02	105588	TEE ADAPTER - 4FJXR 4MJT	2	
F03	104632	TEE ADAPTER 8FJXR 8MJT	2	
F04	103312	MALE ADAPTER - 6MB 6MJ	4	
F05	104369	PLUG - 6MBP	2	
F06	44928	ORIFICE INSERT .047 IN ONE WAY	2	

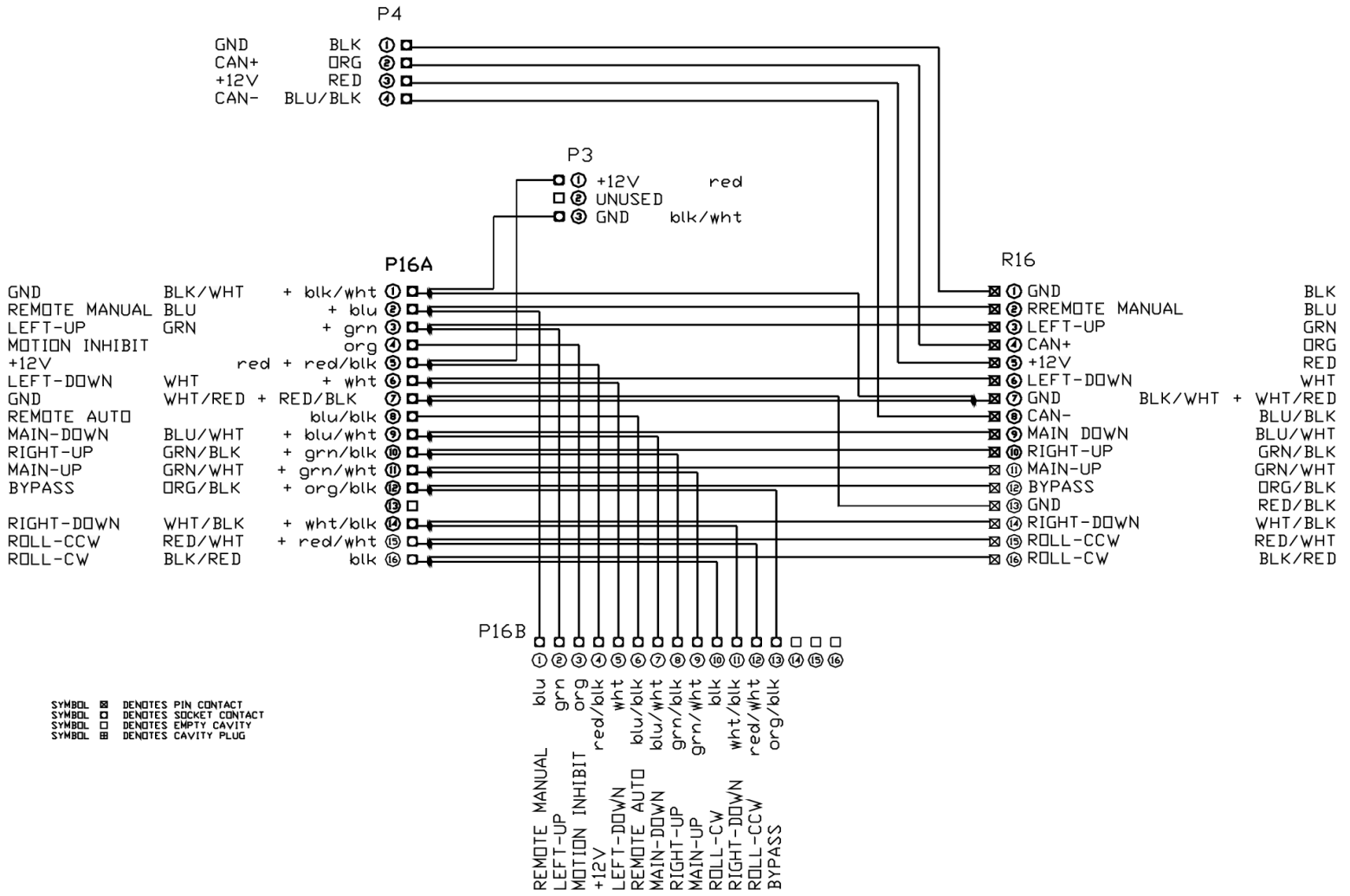
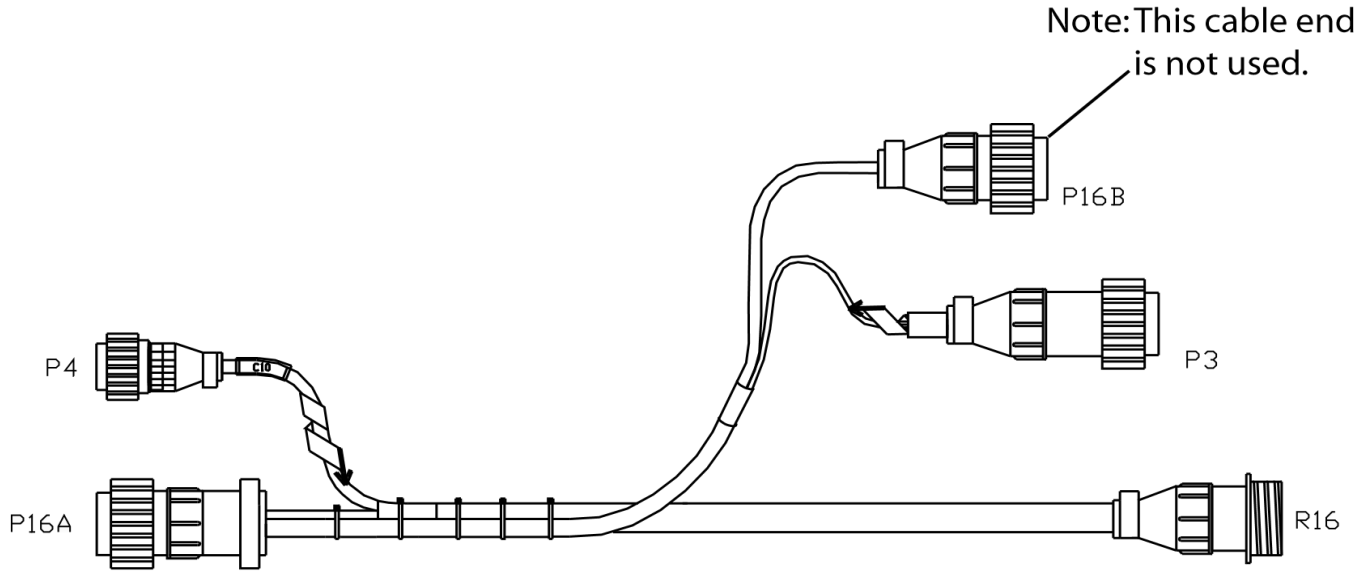
NORAC Auto Height Boom Control Brackets



Parts List: NORAC Auto Height Boom Control Brackets

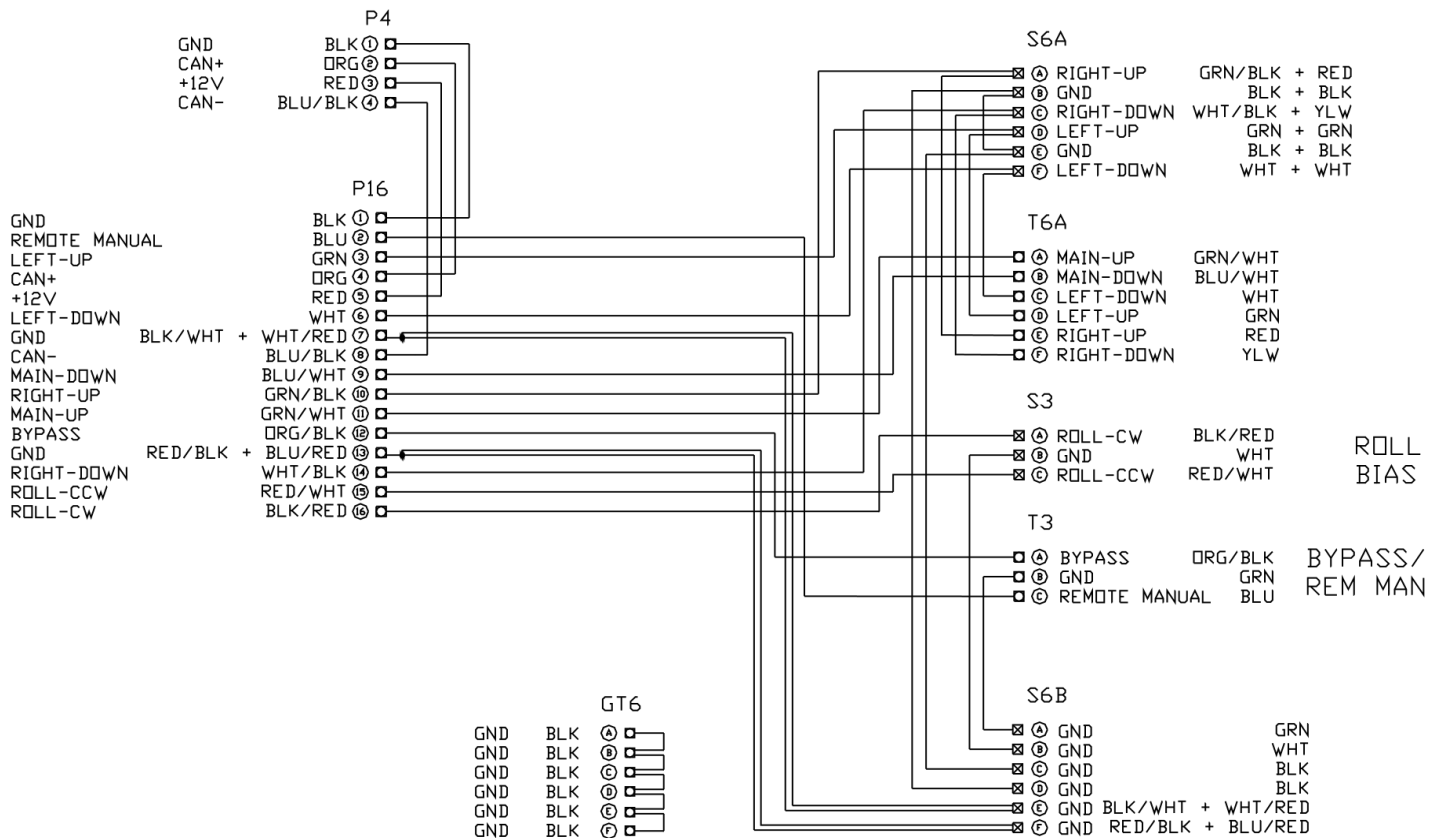
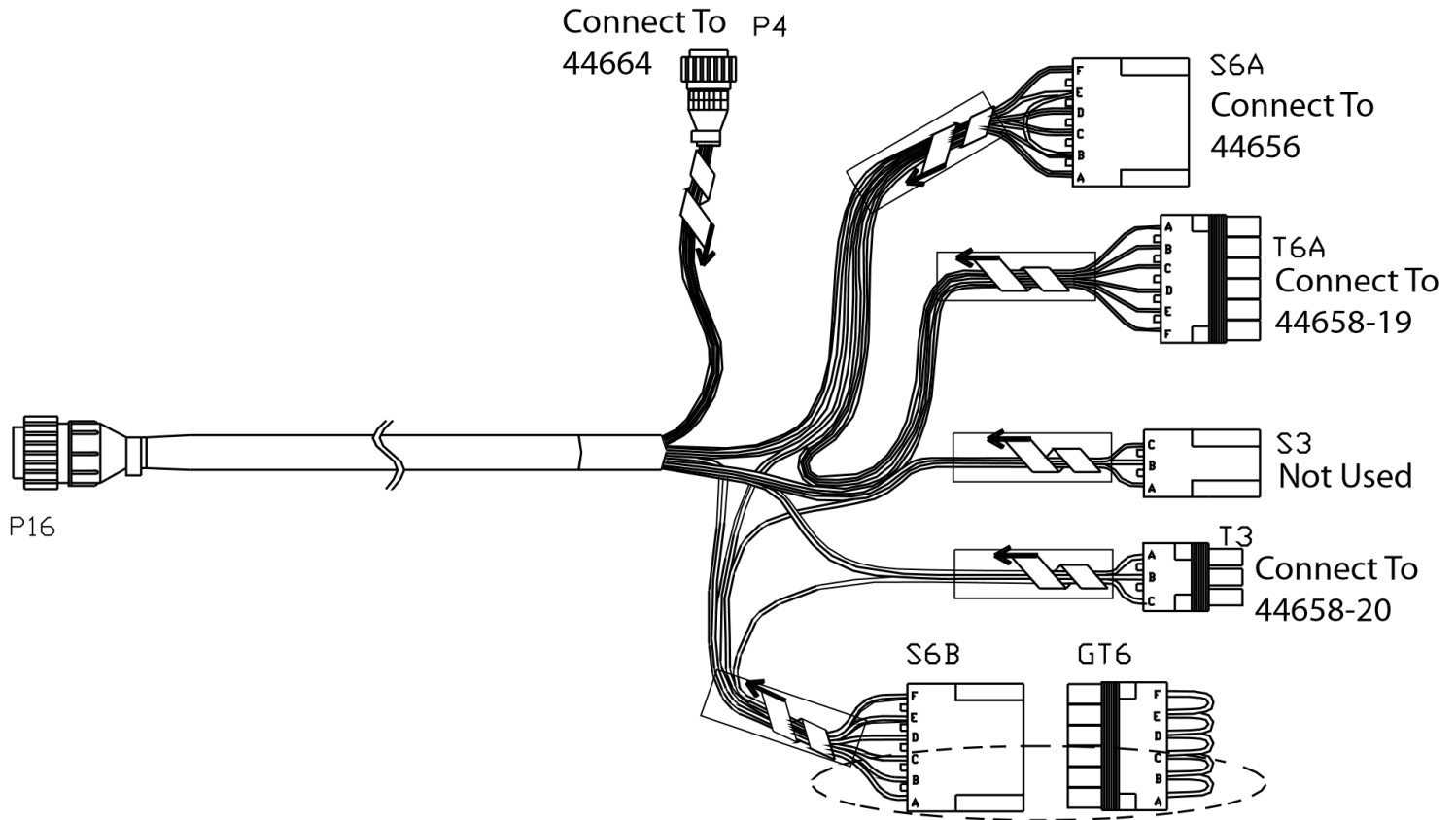
ITEM	PART NO.	QTY.	DESCRIPTION
1	11958	1	BRACKET
2	11952	1	BACK STRAP
3	437	2	HEX HEAD BOLT 3/8 X 7"
4	258	10	FLAT WASHER 3/8"
5	132	3	HEX HEAD BOLT 3/8 X 3"
6	14460	1	BRACKET, SENSOR
7	14459	1	PLATE, LOCK
8	237	10	NUT 3/8" CENTERLOCK ZP

NORAC Auto Height Boom Control Harness



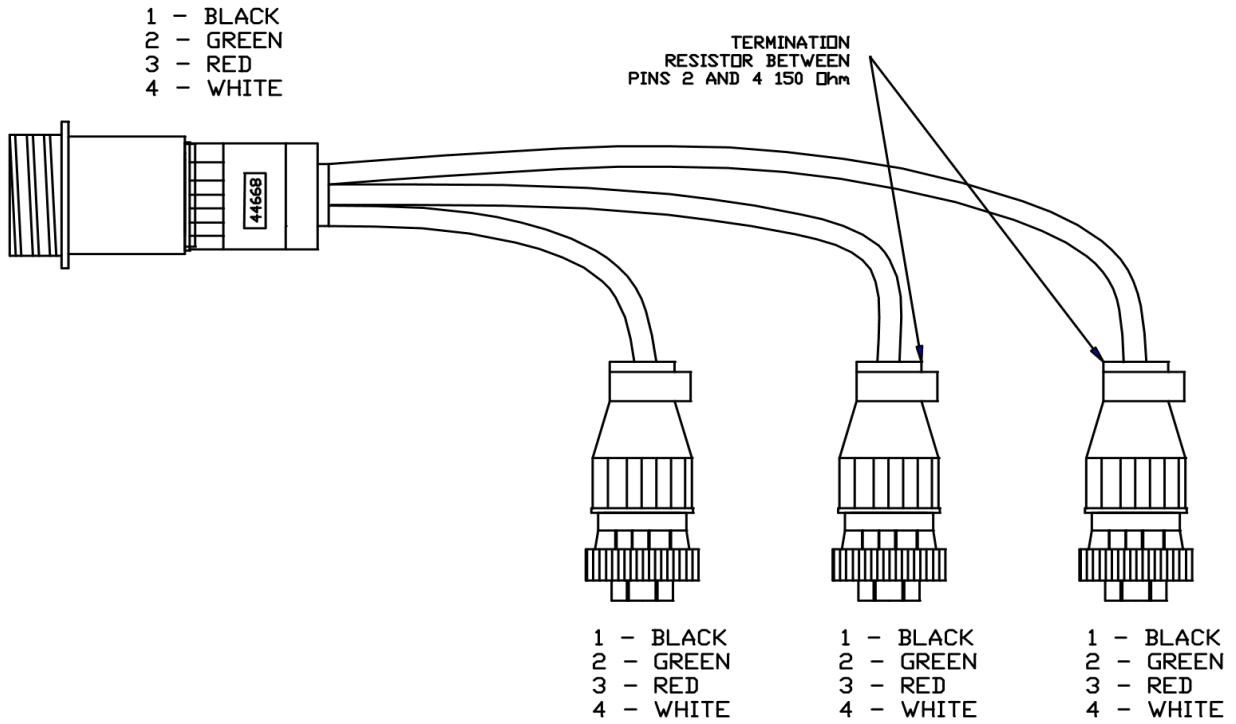
SYMBOL DENOTES PIN CONTACT
 SYMBOL DENOTES SOCKET CONTACT
 SYMBOL DENOTES EMPTY CAVITY
 SYMBOL DENOTES CAVITY PLUG

NORAC Auto Height Boom Control Extension Harness

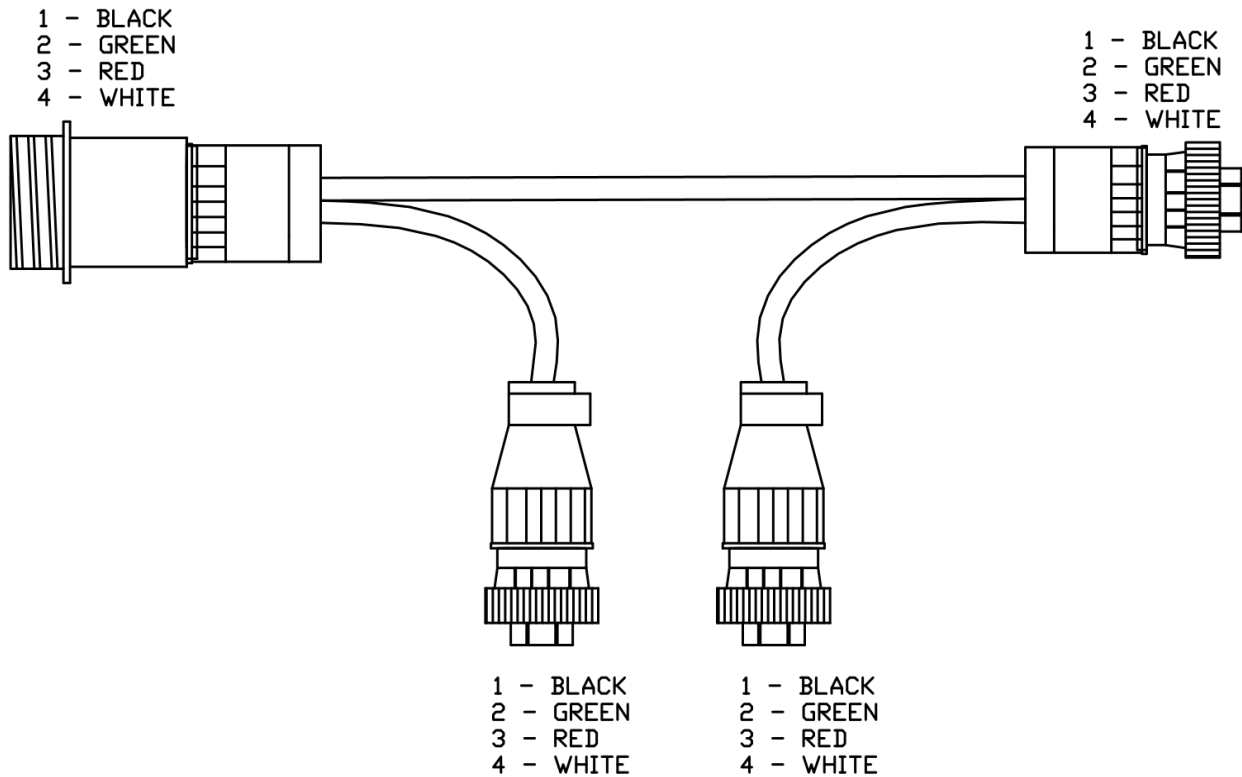


NORAC Auto Height Boom Control Sensor Cables

ITEM C02: 44668 – SENSOR BRANCH CABLE



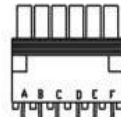
ITEM C02B: 44664 – CABLE UC4 CAN NODE DUAL



NORAC Auto Height Boom Control Valve Cable

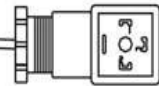
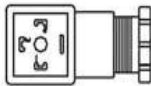

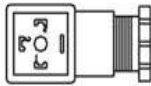
ITEM C03: 44656 - VALVE CABLE (VARIABLE RATE)
DIN Terminal

PIN	WIRE COLOR	FUNCTION
A	GREEN	RIGHT-UP
B	BLACK	GND
C	WHITE	RIGHT-DOWN
D	GREEN	LEFT-UP
E	BLACK	GND
F	WHITE	LEFT-DOWN



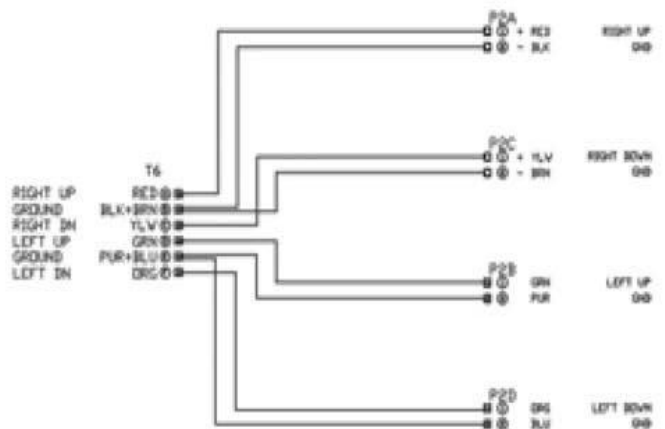
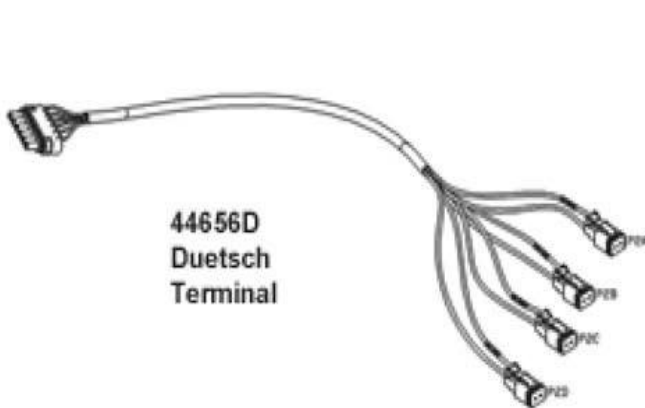
PIN	WIRE COLOR	FUNCTION
1	GREEN	RIGHT-UP
2	BLACK	GROUND
3	NOT USED	NOT USED

PIN	WIRE COLOR	FUNCTION
1	GREEN	LEFT-UP
2	BLACK	GROUND
3	NOT USED	NOT USED



PIN	WIRE COLOR	FUNCTION
1	WHITE	LEFT-DOWN
2	BLACK	GROUND
3	NOT USED	NOT USED

PIN	WIRE COLOR	FUNCTION
1	WHITE	RIGHT-DOWN
2	BLACK	GROUND
3	NOT USED	NOT USED

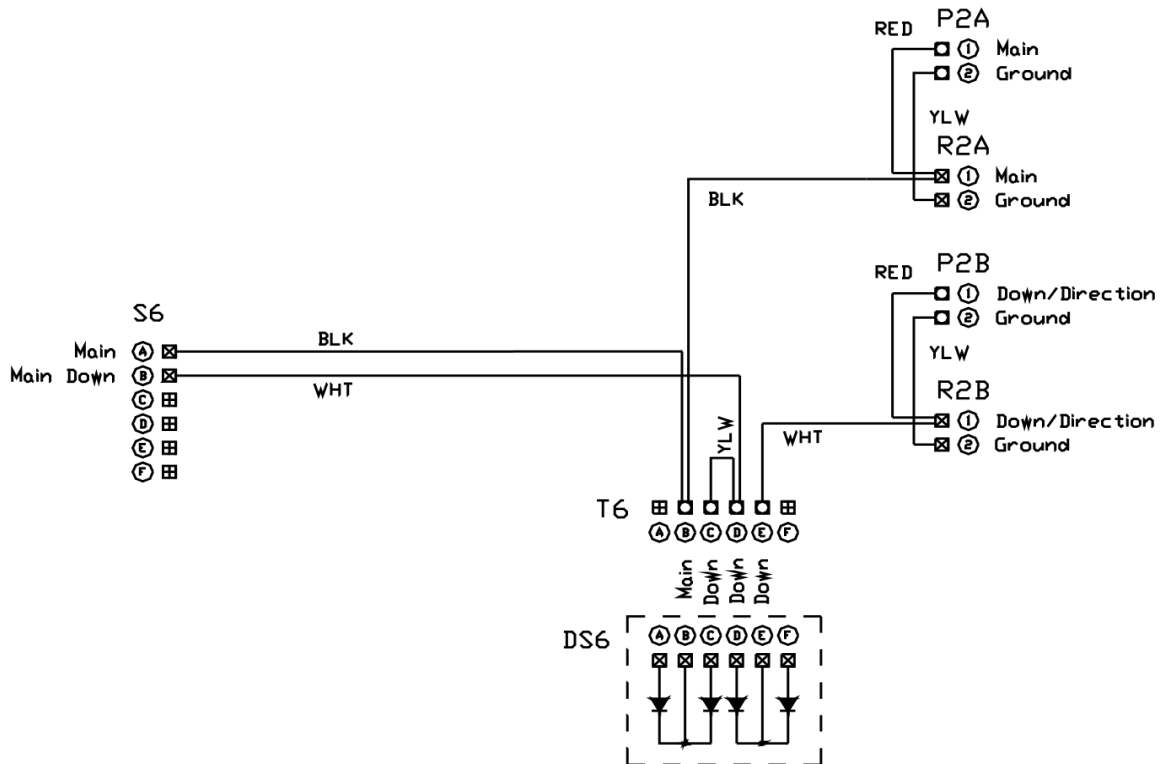
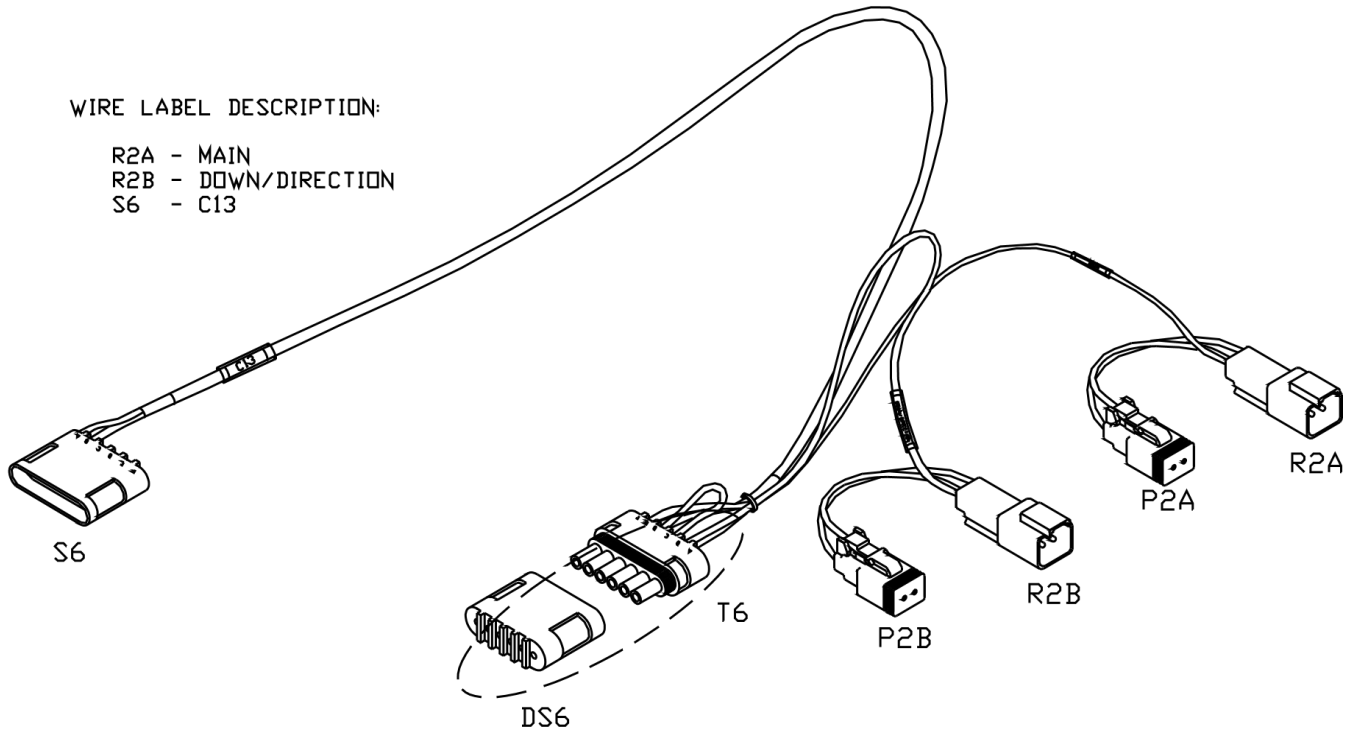


NORAC Auto Height Boom Control Main Interface Cable

ITEM C13: 44658-19 – MAIN INTERFACE CABLE

WIRE LABEL DESCRIPTION:

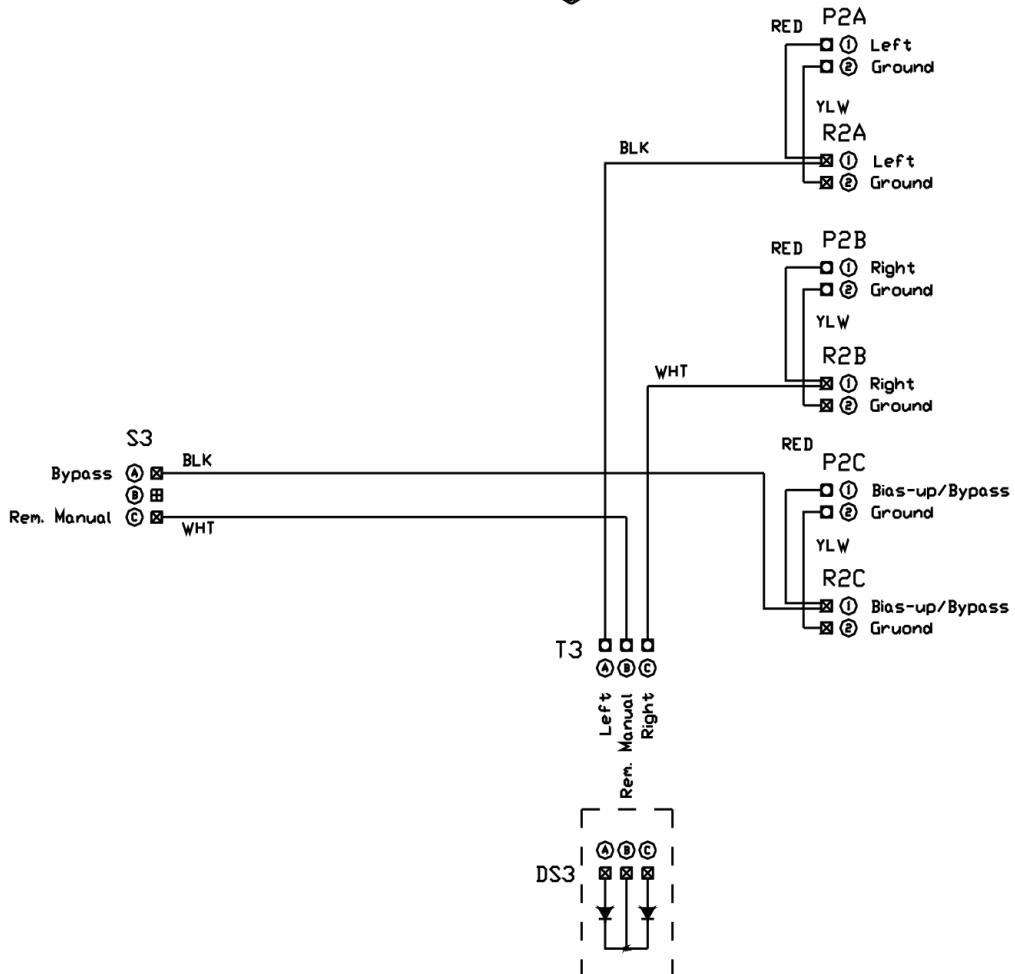
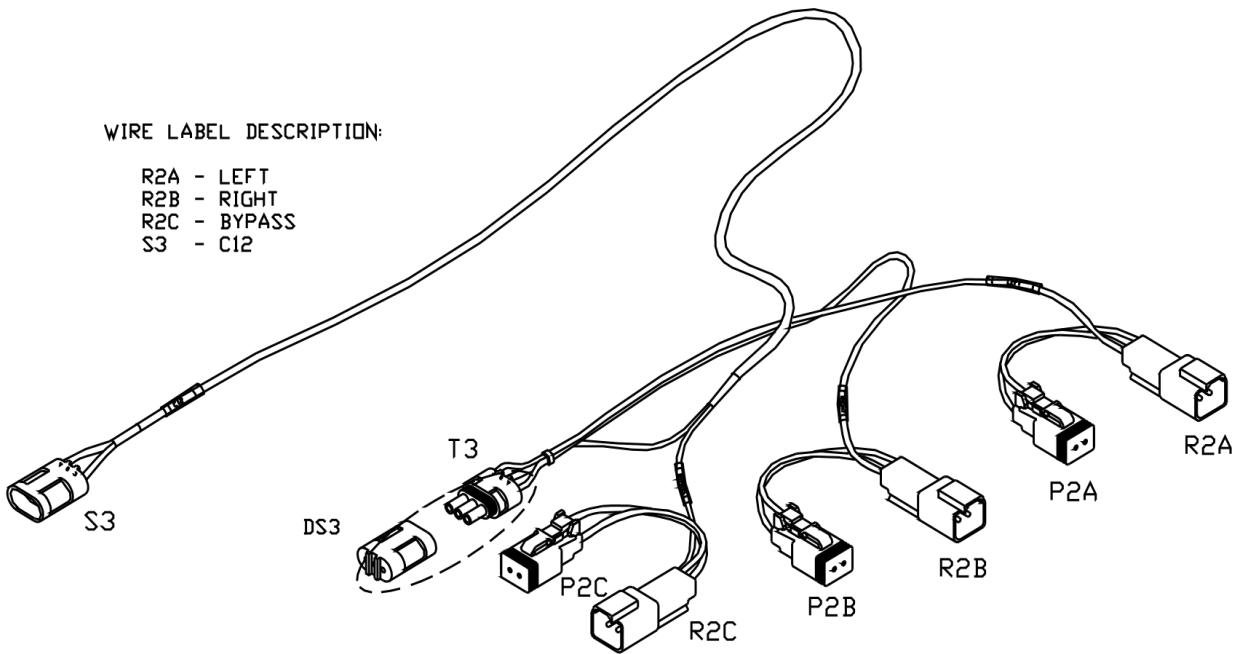
- R2A - MAIN
- R2B - DOWN/DIRECTION
- S6 - C13



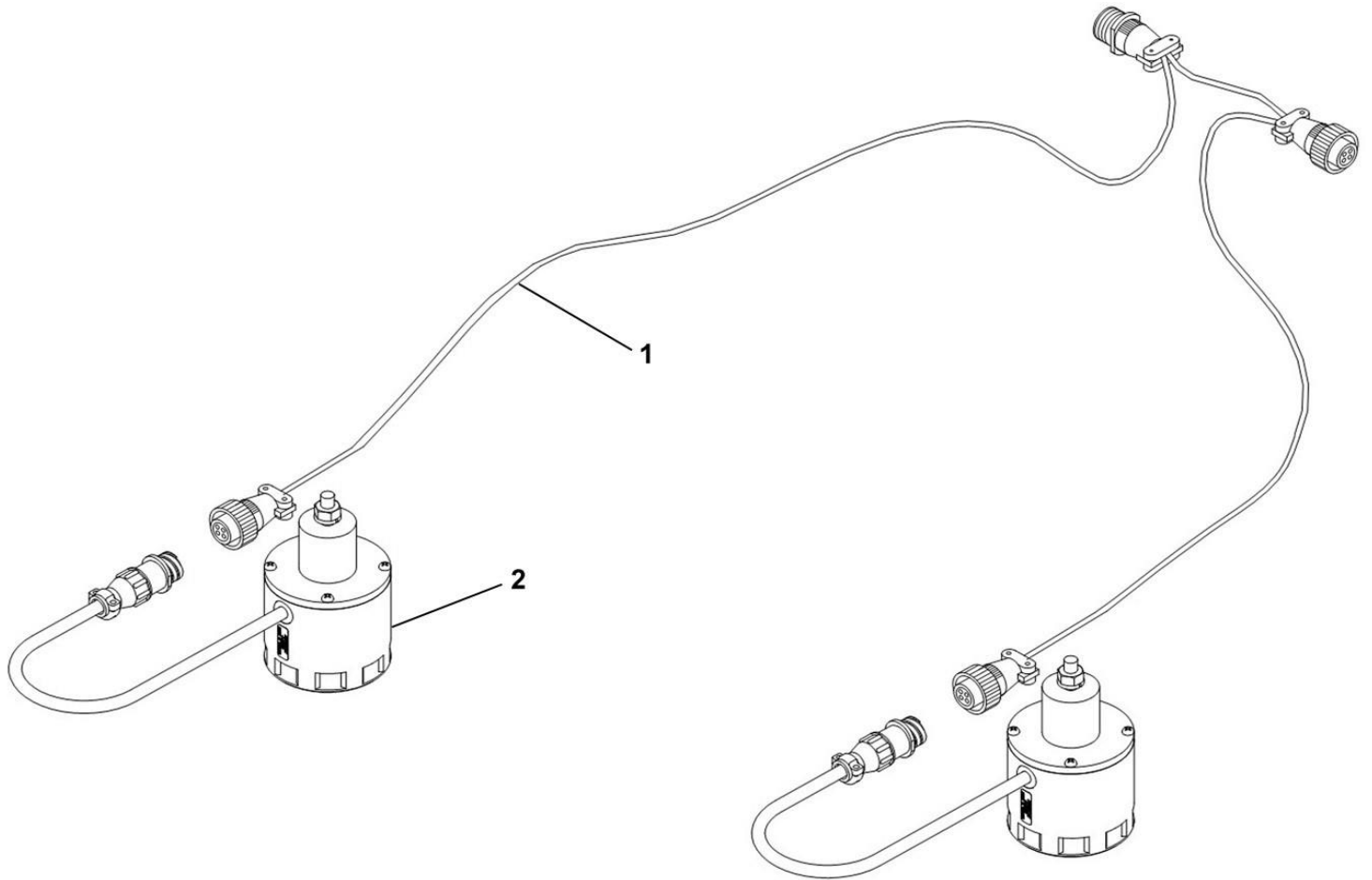
ITEM C12: 44658-20 – WING INTERFACE CABLE

WIRE LABEL DESCRIPTION:

- R2A - LEFT
- R2B - RIGHT
- R2C - BYPASS
- S3 - C12



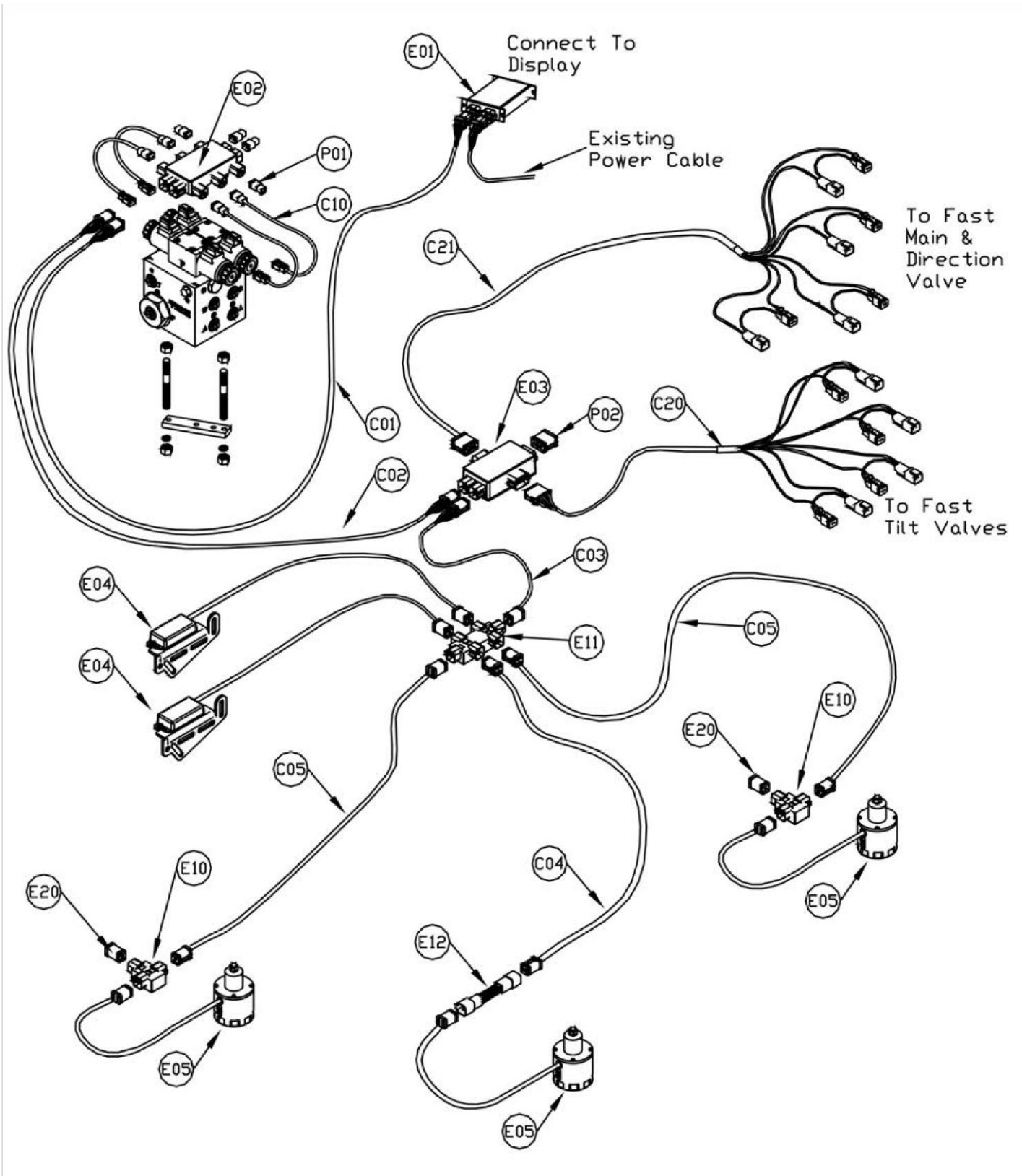
Severe Terrain Cable UC4+



Parts List: Severe Terrain Cable UC4+

ITEM	VENDOR PART NO.	QTY.	DESCRIPTION
1	44669	1	CABLE SEVERE TERRAIN
2	44631	2	SENSOR UC4

NORAC Kit Layout




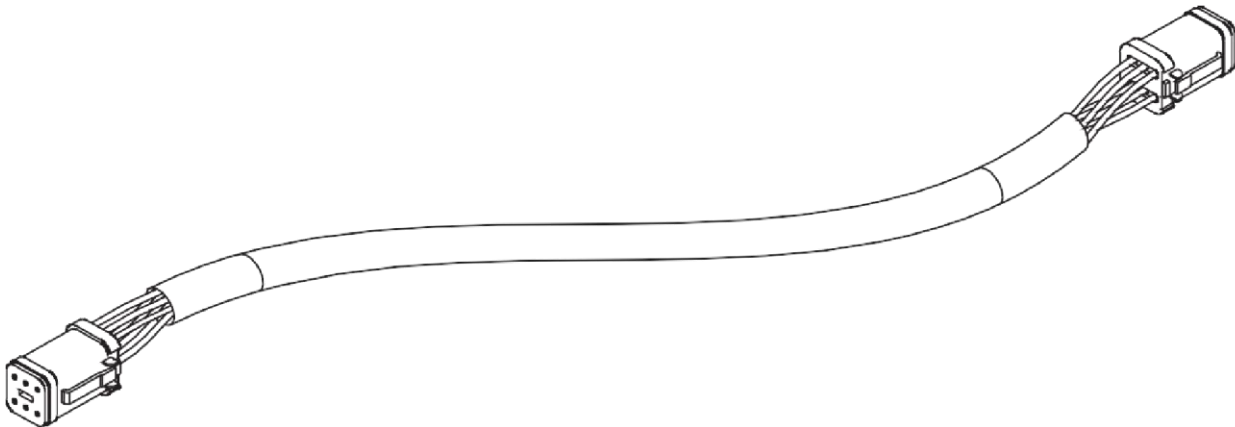


ILLUSTRATED PARTS LIST


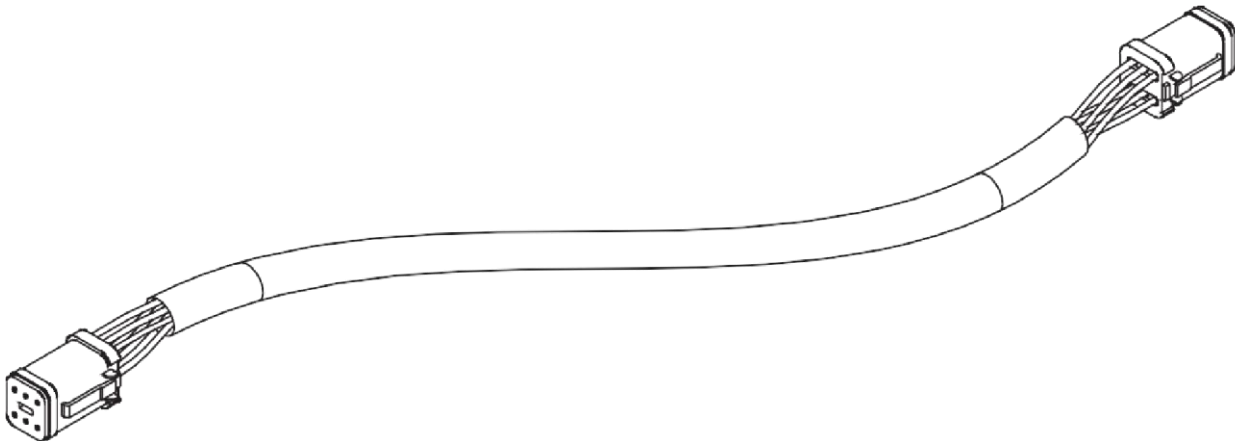
Parts List: NORAC Kit Layout

ITEM	PART NO.	DESCRIPTION
PO1	106034	CONNECTOR DEUTSCH DT06 2 CAVITY PLUG w/PLUGGED REAR SEAL
PO2	106035	CONNECTOR DEUTSCH DT06 12 CAVITY PLUG (A-KEY)w/PLUGGED REAR SEAL
C01	43220-01	CABLE,UC5 NETWORK 14 AWG 1M (3')
C01	43220-03	CABLE,UC5 NETWORK 14 AWG 3M (10')
C01	43220-05	CABLE,UC5 NETWORK 14 AWG 5M (16')
C01	43220-10	CABLE,UC5 NETWORK 14 AWG 10M (33')
C01	43220-15	CABLE,UC5 NETWORK 14 AWG 15M (50')
C01	43220-20	CABLE,UC5 NETWORK 14 AWG 20M (65')
C02	43210-01	CABLE,UC5 NETWORK 18 AWG 1M (3')
C02	43210-01	CABLE,UC5 NETWORK 18 AWG 3M (10')
C02	43210-01	CABLE,UC5 NETWORK 18 AWG 5M (16')
C02	43210-01	CABLE,UC5 NETWORK 18 AWG 10M (33')
C02	43210-01	CABLE,UC5 NETWORK 18 AWG 15M (50')
C02	43210-01	CABLE,UC5 NETWORK 18 AWG 20M (65')
C10	43230-01	CABLE,UC5 VALVE 2PIN DEUTSCH TO BLACK DIN
C10	43230-04	CABLE,UC5 VALVE 2PIN DEUTSCH TO 2PIN DEUTSCH
C20	43240-17	CABLE,UC5 INTERFACE TILT PIGTAIL VERSION
C21	43240-18	CABLE,UC5 INTERFACE MAIN PIGTAIL VERSION
C30	43250-04	CABLE,UC5 BATTERY PIGTAIL VERSION
E01	43710	UC5 CONTROLLERMODULE
E02	43720	UC5 VALVEMODULE
E03	42732	UC5 INPUT MODULE PASS THRU
E04	43740	UC5 ROLLSENSOR
E05	43750	UC5 ULTRASONICSENSOR
E10	43760	UC5 NETWORK COUPLER3-WAY
E11	43762	UC5 NETWORK COUPLER6-WAY
E12	43764	UC5 NETWORK COUPLER2-WAY
E20	43780	UC5 NETWORK TERMINATOR PLUG
AL4100562	631909	AGLEADER UNLOCK CODE 4100562
54VTGS22600	631910	JOHN DEERE 2600 UNLOCK CODE 54VTGS22600
ECHO-DT1		NORAC ECHO UC5 CONSOLE


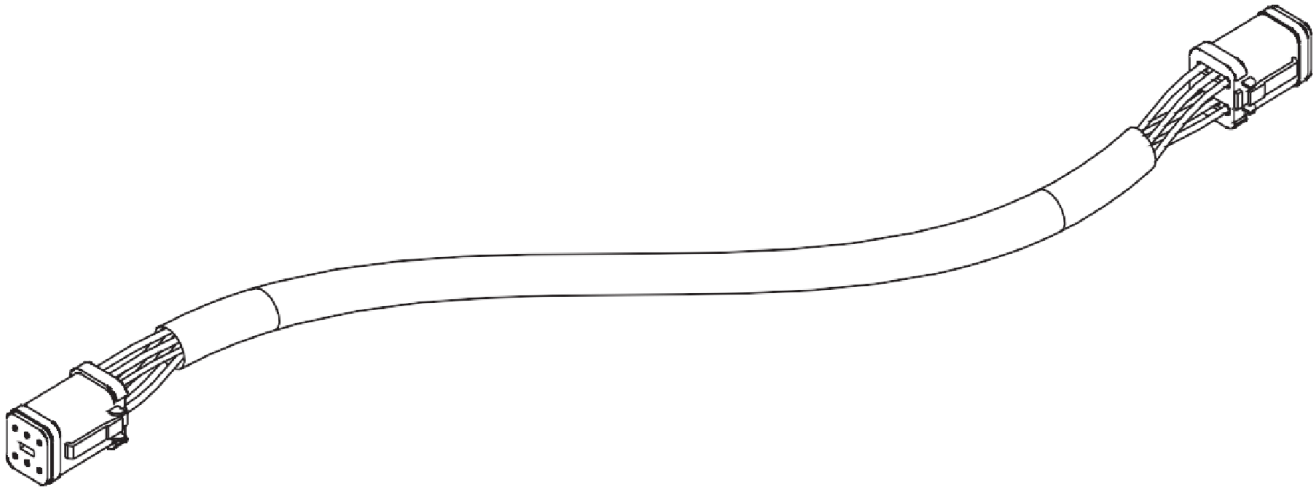
Item C01: 43220-10a – Cable UC5 Network 14 AWG – 10m




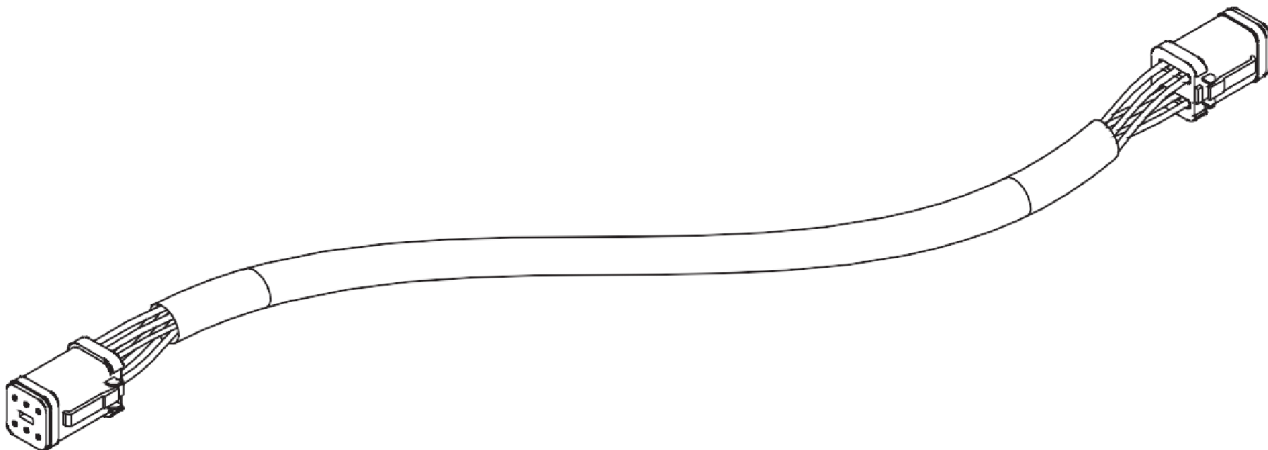
Item C02: 43220-01a – Cable UC5 Network 14 AWG – 1m




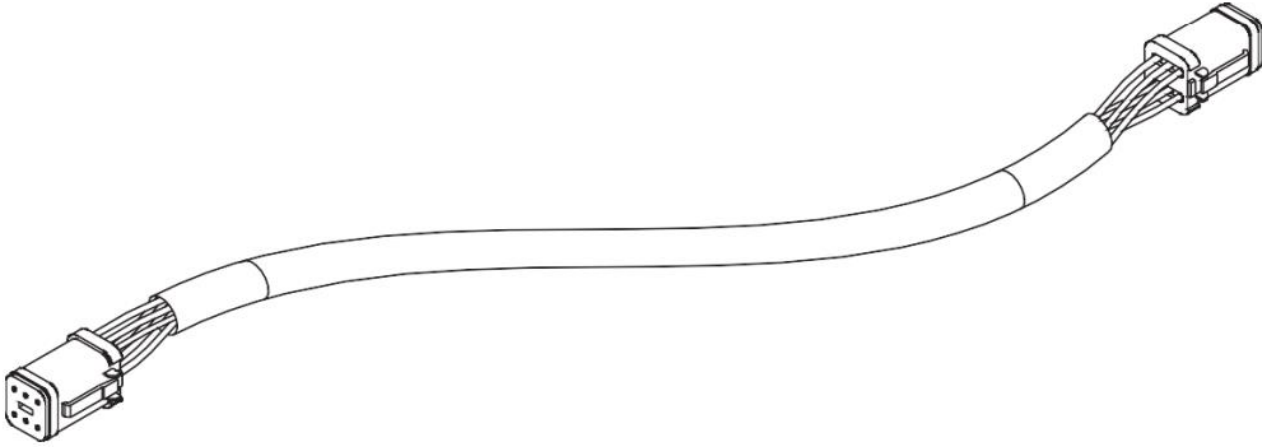
Item C03: 43210-03a – Cable UC5 Network 18 AWG – 3m




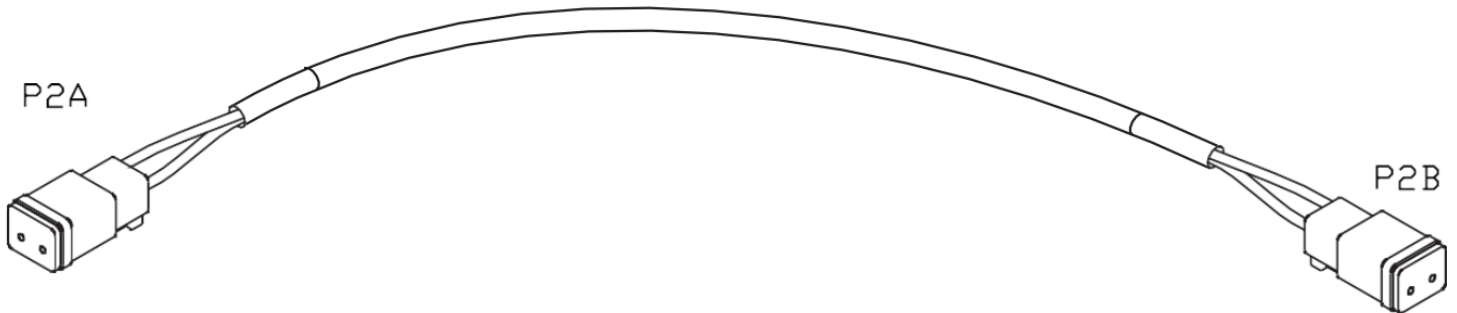
Item C04: 43210-01a – Cable UC5 Network 18 AWG – 3m



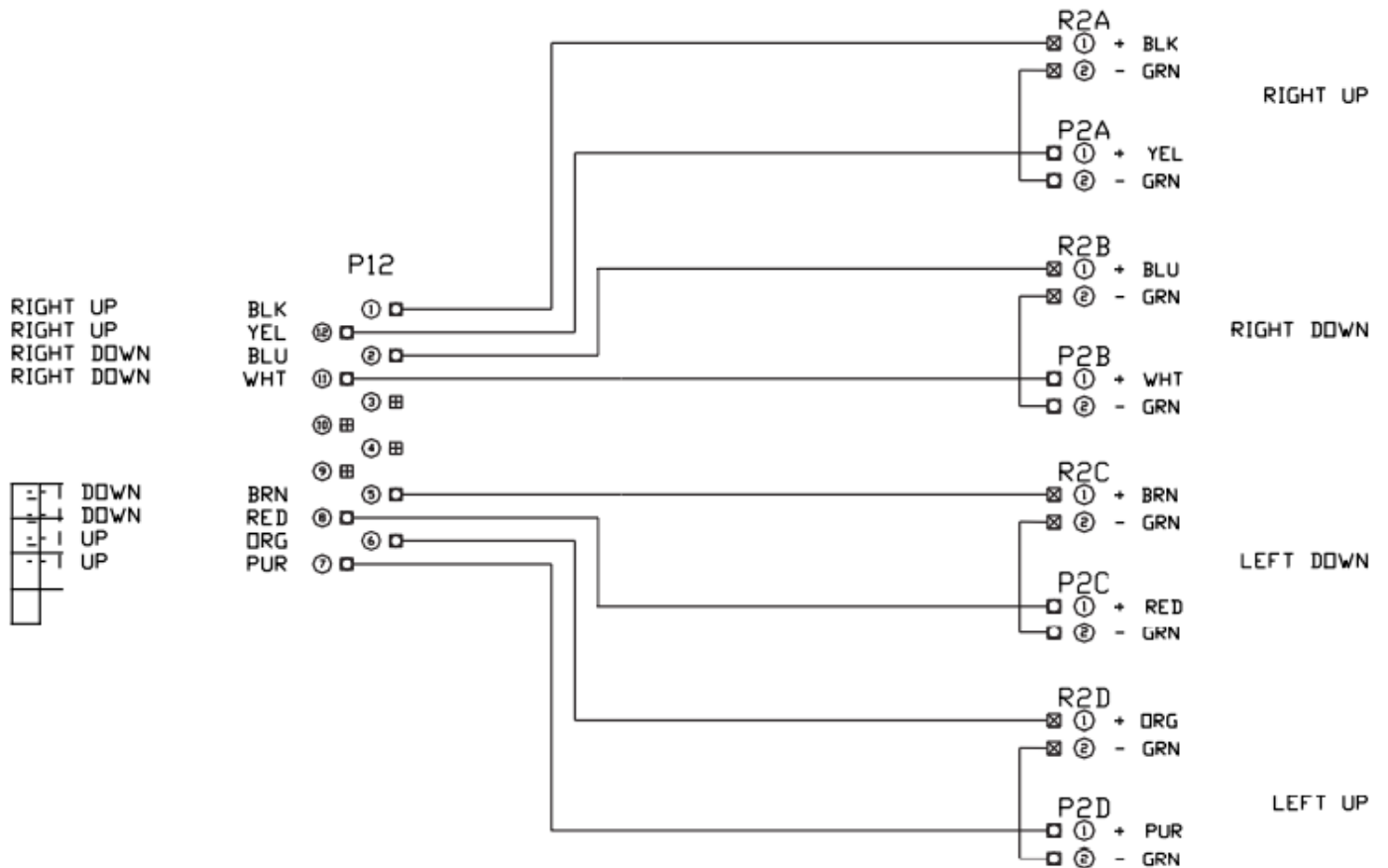
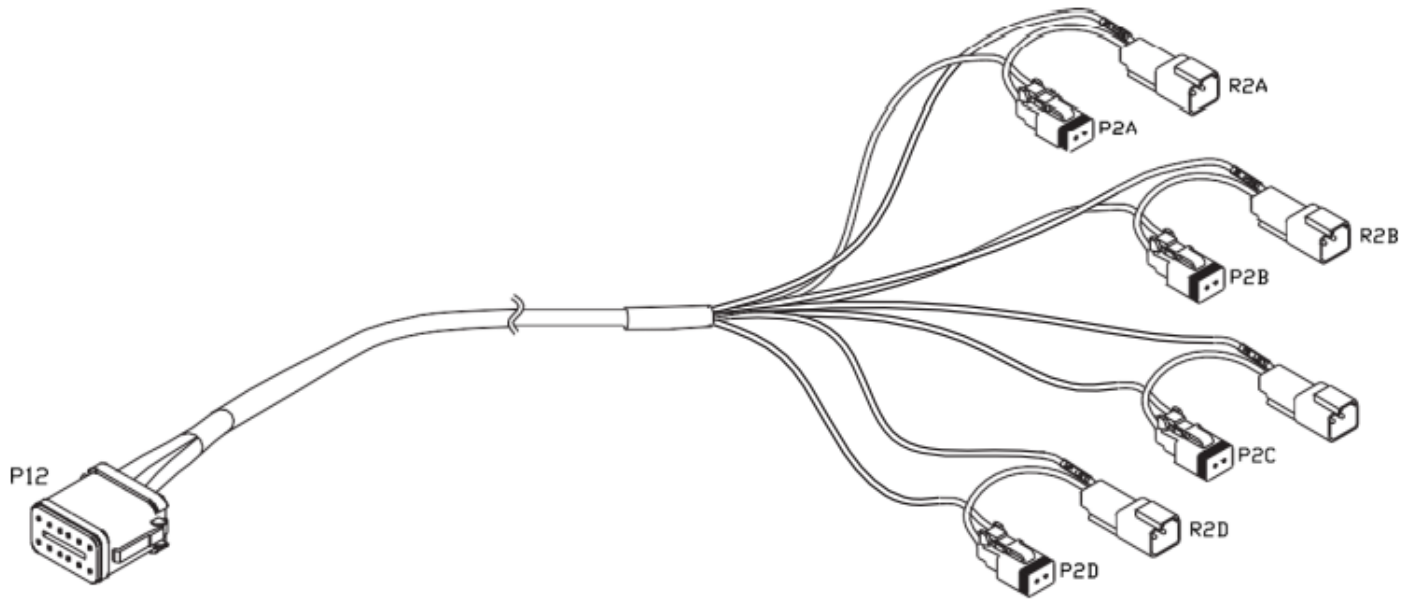
Item C05: 43210-02a – Cable UC5 Network 18AWG – 20m



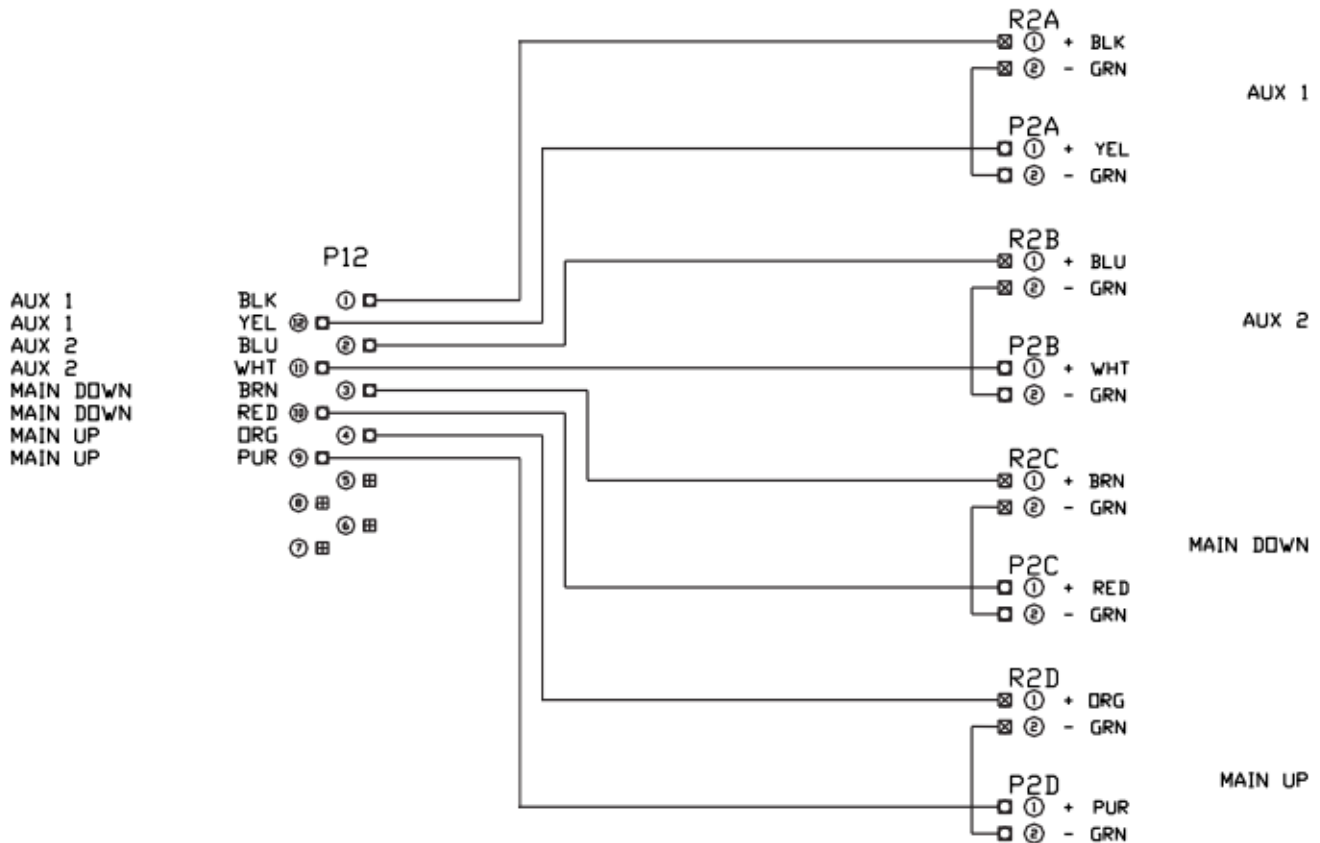
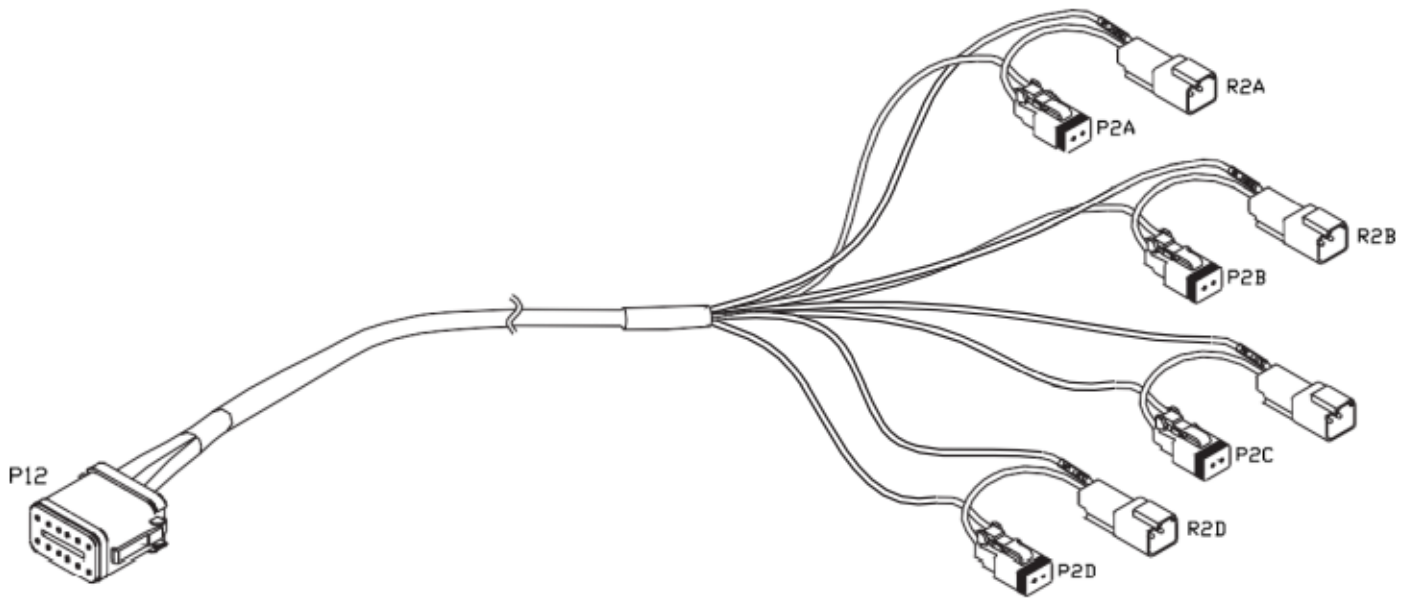
Item C10: 43230-04a – Cable UC5 Valve DT to DT



Item C20: 43240-01b – Cable UC5 Interface Tilt DT

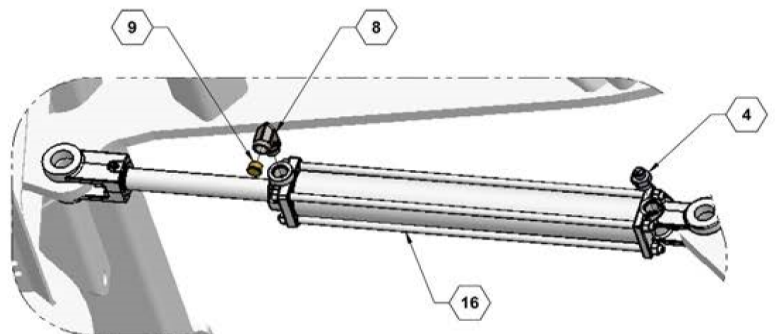
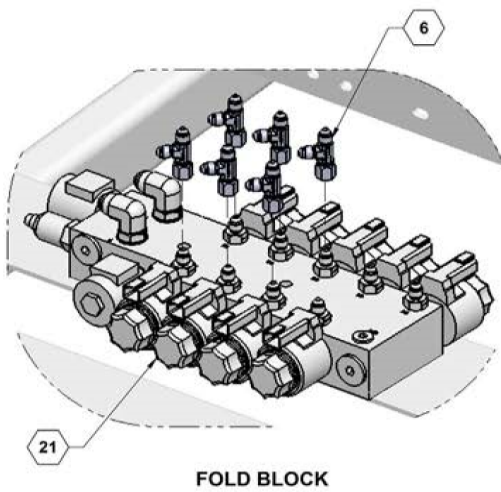
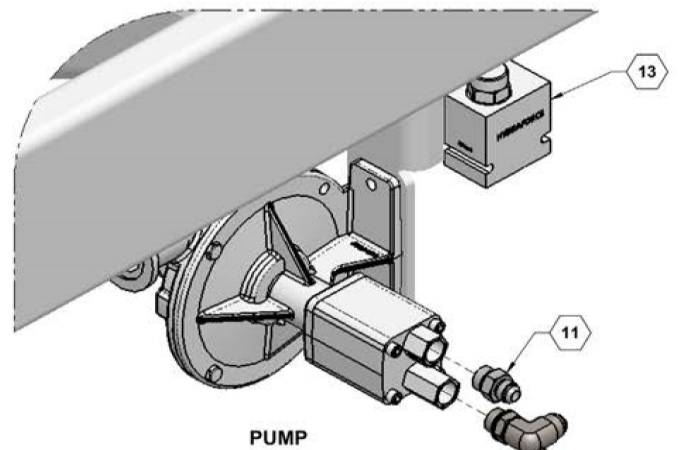
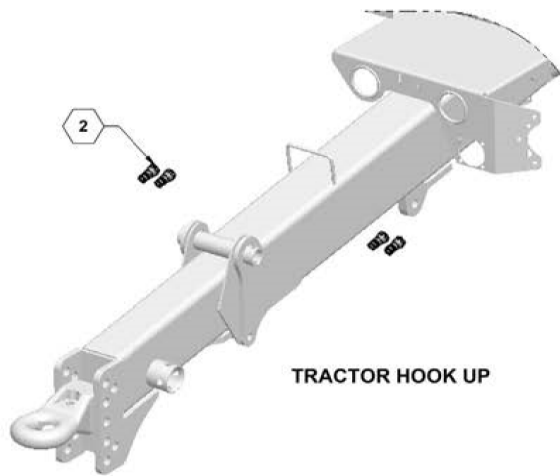


Item C21: 43240-07b – Cable UC5 interface Main DT (with Aux 1 & 2)



9500TF – 80 Hydraulic Fitting Locations

9613TF-80 FITTING I.D. & LOCATION





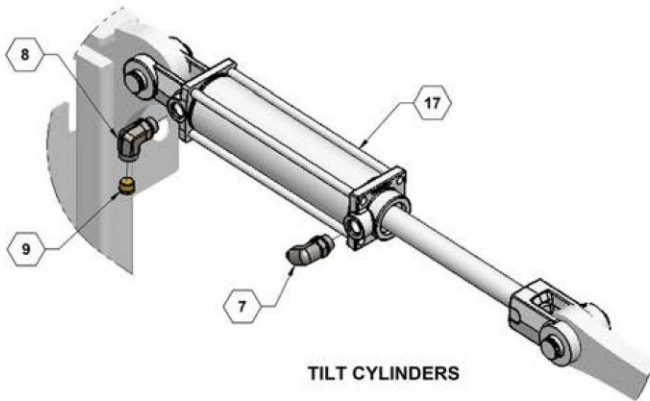
ILLUSTRATED PARTS LIST

Parts List: 9500TF - 80 Hydraulic Fitting Locations

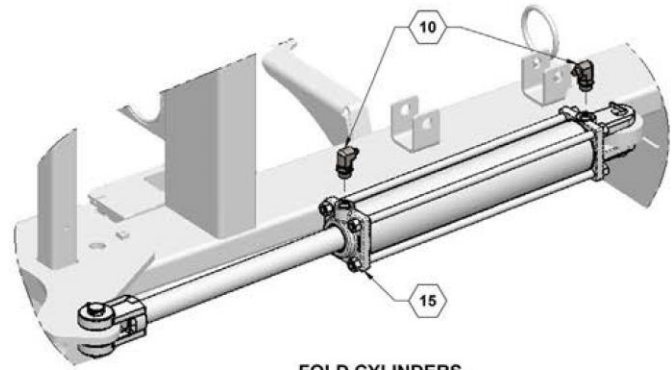
ITEM	PART NO.	QTY.	DESCRIPTION
2	520048	4	PIONEER COUPLER #8 FORB
4	610011	3	JIC #6 TO ORING #8
6	610028	6	#4 SWIVEL RUN TEE
8	610035	4	ORING #8 TO 3/8" PIPE 90 DEG
9	610036	4	PLUG 3/8-18 BREATHER VENT
11	610060	1	JIC #8 TO ORING #10
13	610099	1	VALVE, FLOW CONTROL, P.C.
14	610102	1	JIC #10 TO O-RING #10 ELBOW 90°
16	620019	2	CYLINDER, 20TD16-112 MAIN LIFT
21	630011	1	HYDRAULIC BLOCK 6-STA. 9610E-9612E

9500TF – 80 Hydraulic Fitting Locations (CONT.)

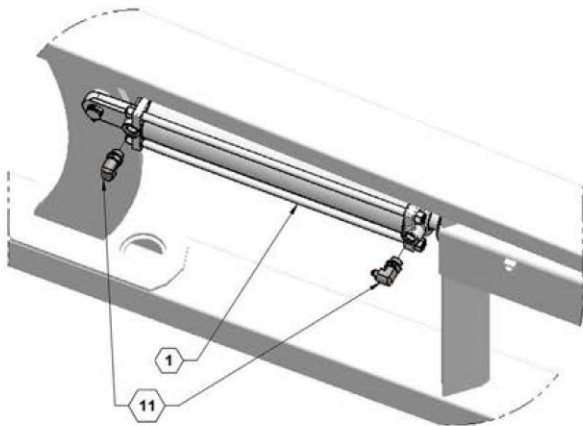
9613TF-80 FITTING I.D. & LOCATION CONTINUED



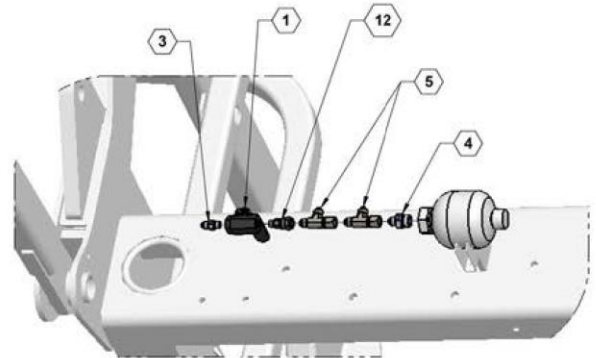
TILT CYLINDERS



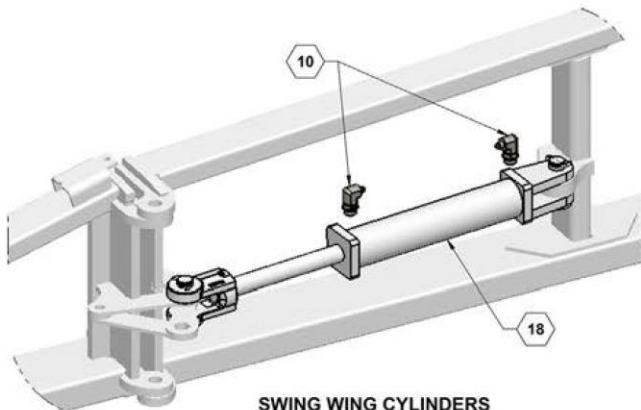
FOLD CYLINDERS



FLIP WING CYLINDERS



ACCUMULATOR



SWING WING CYLINDERS



ILLUSTRATED PARTS LIST

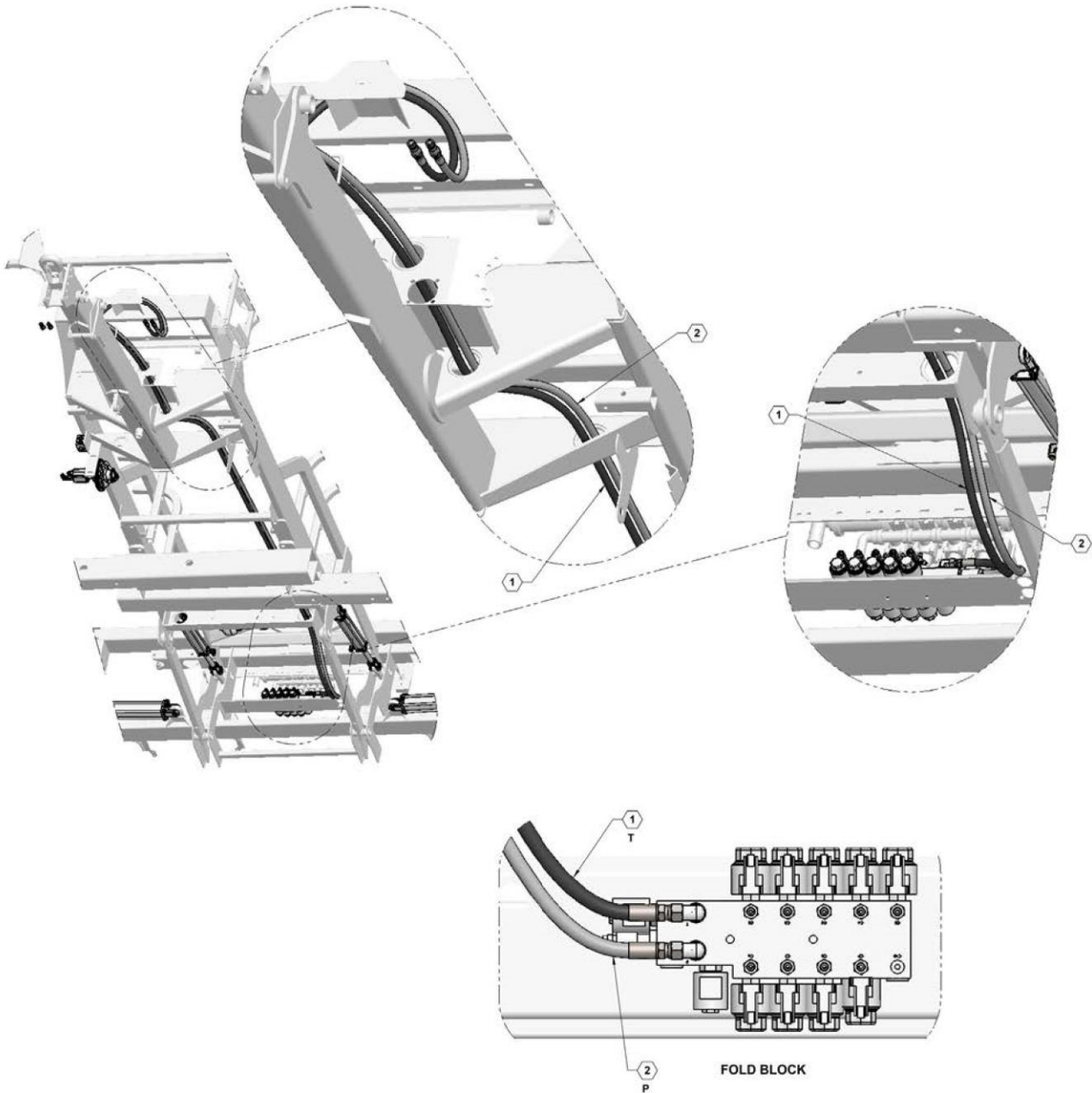
Parts List: 9500TF-80 Hydraulic Fitting Locations (CONT.)

ITEM	PART NO.	QTY.	DESCRIPTION
1	500000	1	VALVE, BALL SAE#4 FEMALE PORT
3	610007	1	JIC #4 TO ORING #4
4	610011	3	JIC #6 TO ORING #8
5	610027	2	JIC #6 RUN TEE
7	610030	2	JIC #6 TO ORING #8 90 DEG
8	610035	4	ORING #8 TO 3/8" PIPE 90 DEG
9	610036	4	PLUG 3/8-18 BREATHER VENT
10	610039	8	JIC RESTRICTED .032 #4 X O-R #8 90 DEG (9600N)
10	610040	12	JIC RESTRICTED .045 #4 X O-R #8 90 DEG (9600)
11	610040	12	JIC RESTRICTED .045 #4 X O-R #8 90 DEG (9600 & 9600N)
12	610079	1	CONNECTOR #4ORB X #6JIC
15	620006	2	CYLINDER, 30TD16-150 FOLD
17	620023	2	CYLINDER, 25TD08-112 WING TILT
18	620034	2	CYLINDER, 2X10 SWING WING

Fold Block Hydraulic Hose Routing

FOLD BLOCK PRESSURE = BLACK HOSE
 FOLD BLOCK RETURN = GRAY HOSE

FOLD BLOCK HYDRAULIC HOSE ROUTING



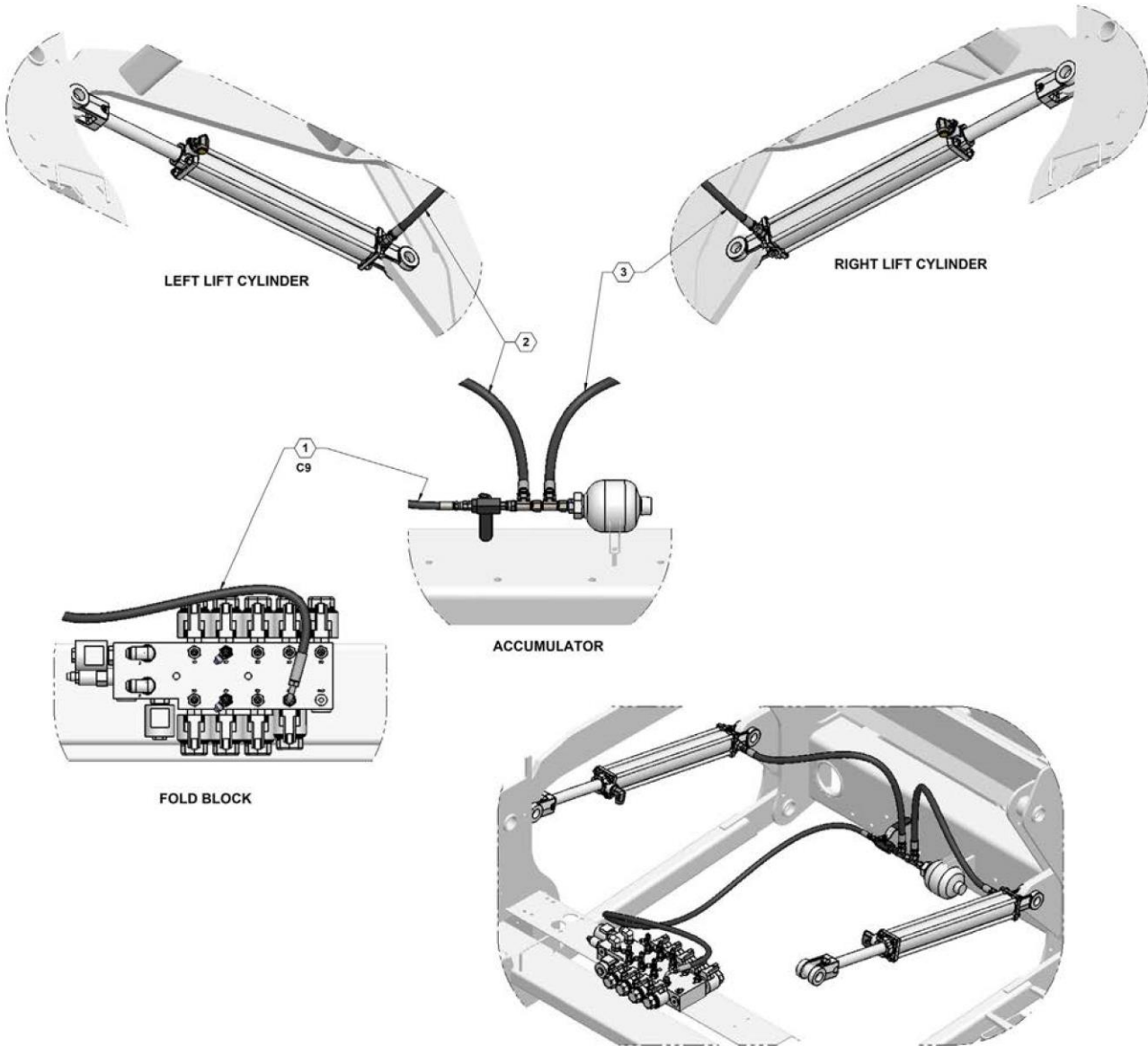
Parts List: Fold Block Hydraulic Hose Routing

ITEM	PART NO.	QTY.	DESCRIPTION
1	600040-1-ZN	1	HYDRAULIC HOSE, 08-8MOR-8FJX-302
2	600040-3-ZN	1	HYDRAULIC HOSE, 08-8MOR-8FJX-304

Main Lift Hydraulic Hose Routing

MAIN LIFT PRESSURE = BLACK HOSE
 MAIN LIFT RETURN = GRAY HOSE

MAIN LIFT HYDRAULIC HOSE ROUTING



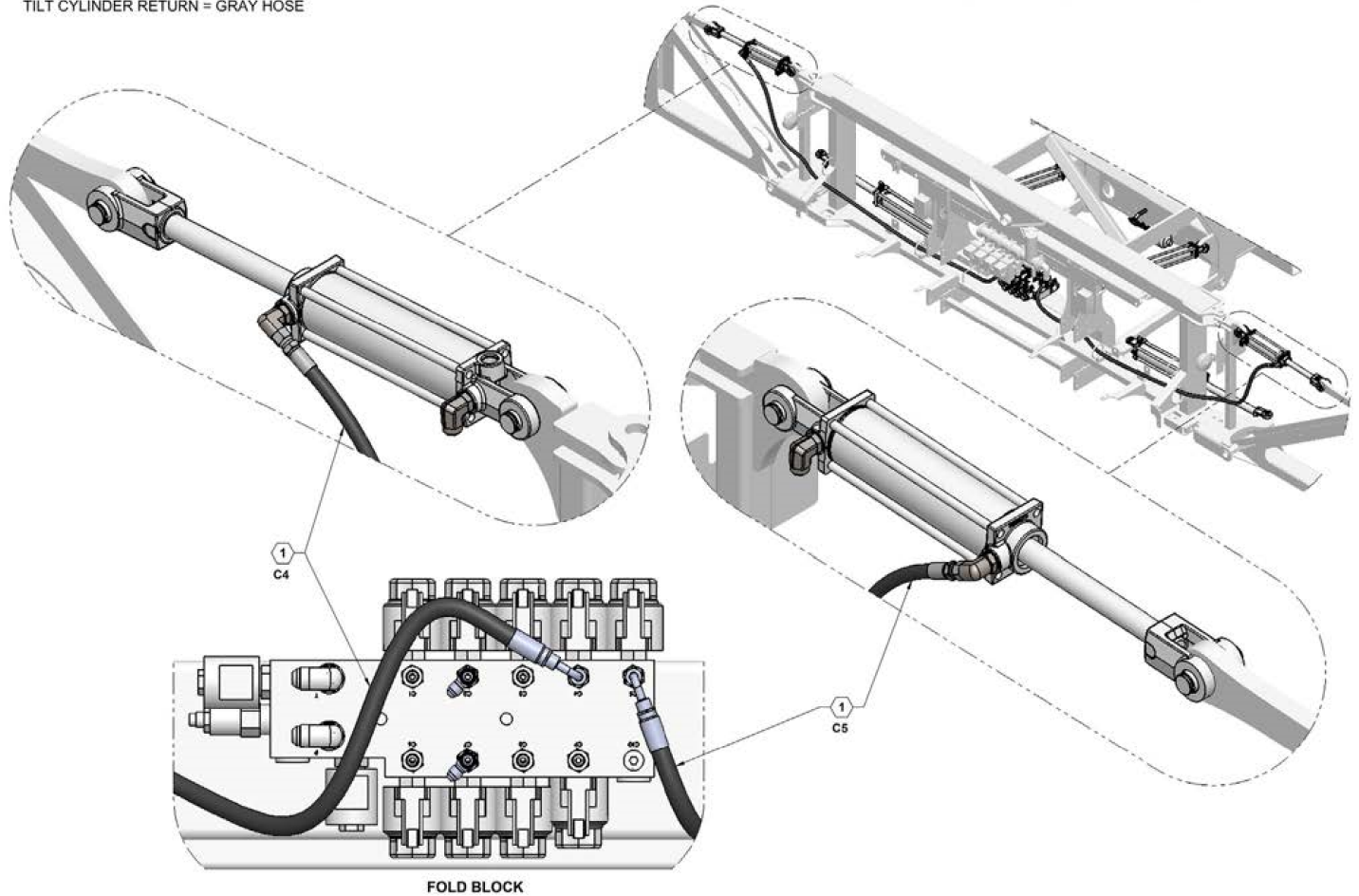
Parts List: Main Lift Hydraulic Hose Routing

ITEM	PART NO.	QTY.	DESCRIPTION
1	FDM 0048-ZN	1	HYDRAULIC HOSE, 04-4FJX90-4FJX-85
2	600040-12-ZN	1	HYDRAULIC HOSE, 06-6FJX-6FJX-28
3	600040-13-ZN	1	HYDRAULIC HOSE, 06-6FJX-6FJX-30

Tilt Cylinder Hydraulic Hose Routing

TILT CYLINDER PRESSURE = BLACK HOSE
 TILT CYLINDER RETURN = GRAY HOSE

TILT CYLINDER HYDRAULIC HOSE ROUTING



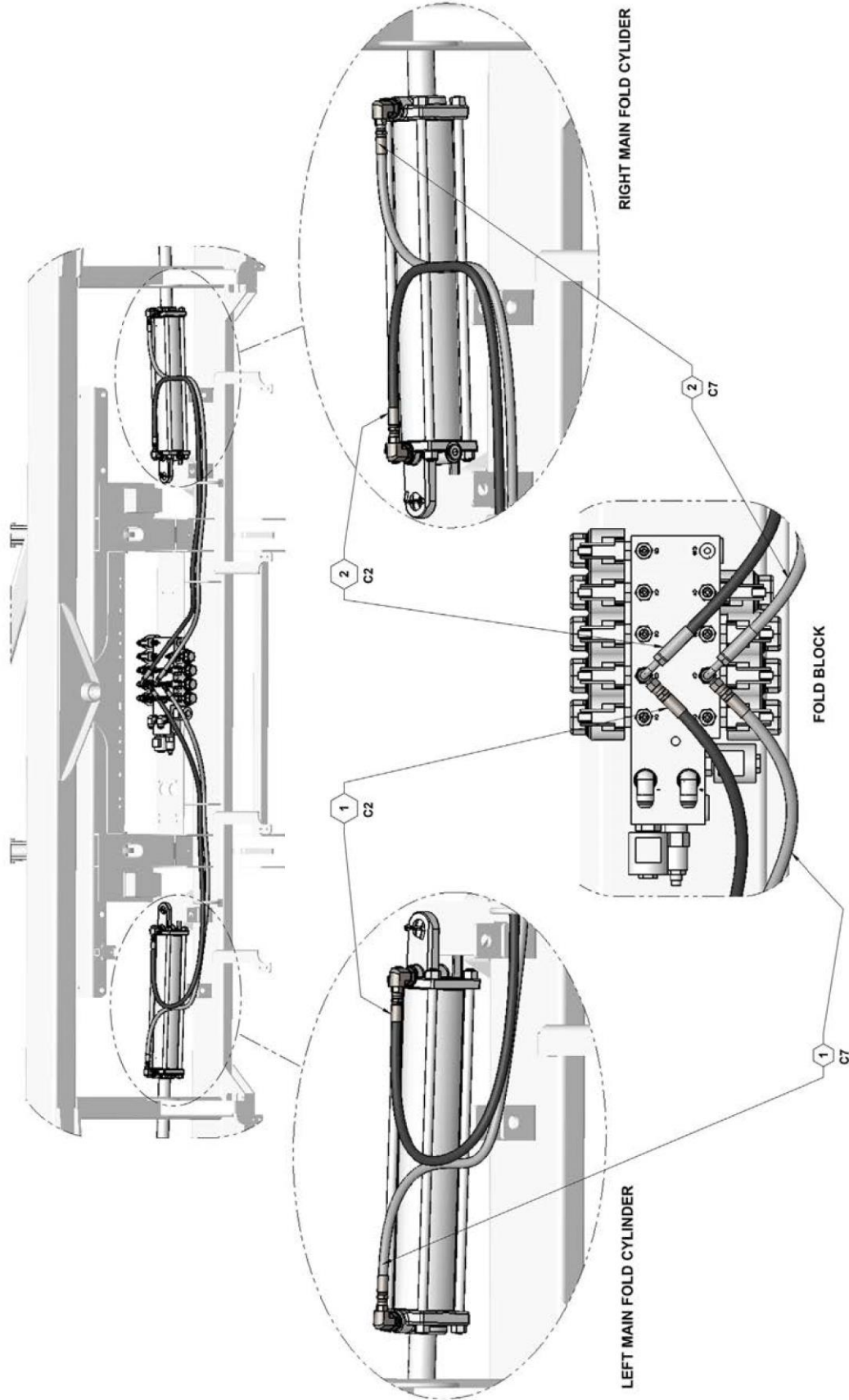
Parts List: Tilt Cylinder Hydraulic Hose Routing

ITEM	PART NO.	QTY.	DESCRIPTION
1	600040-19-ZN	2	HYDRAULIC HOSE, 06-4FJX90-6FJX-100

Main Hydraulic Hose Routing

MAIN FOLD HYDRAULIC HOSE ROUTING

MAIN FOLD PRESSURE = BLACK HOSE
 MAIN FOLD RETURN = GRAY HOSE





ILLUSTRATED PARTS LIST

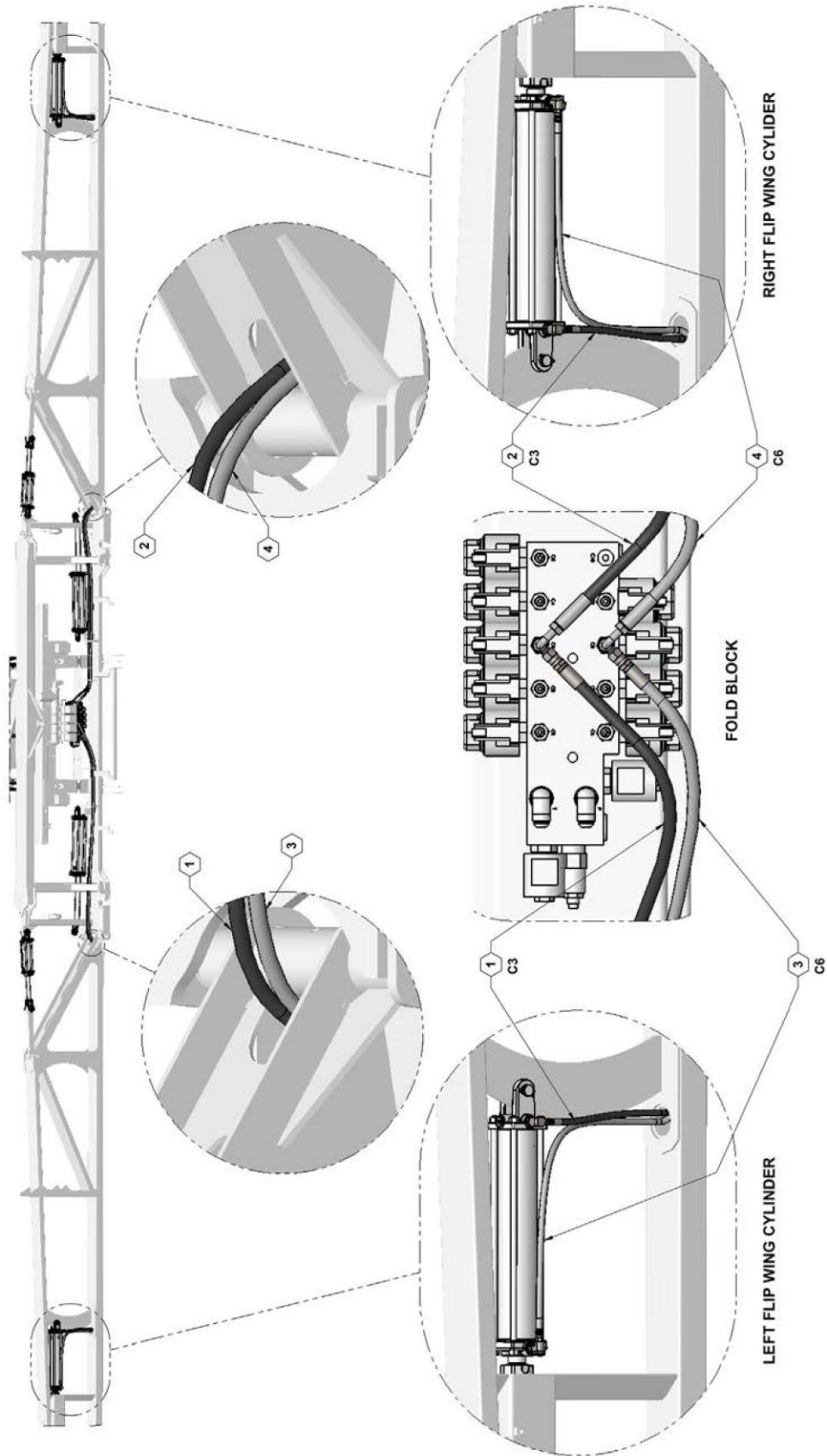
Parts List: Main Hydraulic Hose Routing

ITEM	PART NO.	QTY.	DESCRIPTION
1	600040-14-ZN	2	HYDRAULIC HOSE, 04-4FJX-4FJX-54
2	600040-9-ZN	2	HYDRAULIC HOSE, 04-4FJX-4FJX-54

Flip Wing Hydraulic Hose Routing

FLIP WING HYDRAULIC HOSE ROUTING

FLIP WING PRESSURE = BLACK HOSE
 FLIP WING RETURN = GRAY HOSE





ILLUSTRATED PARTS LIST

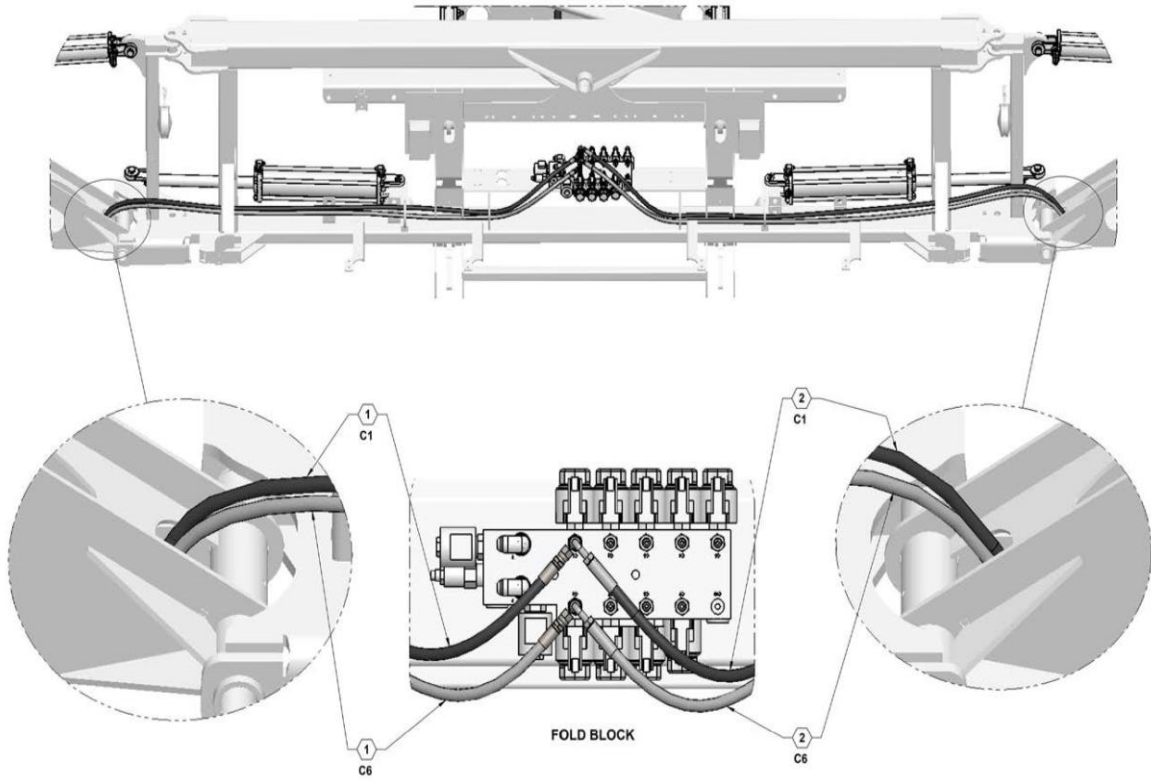
Parts List: Flip Wing Hydraulic Hose Routing

ITEM	PART NO.	QTY.	DESCRIPTION
1	600040-16-ZN	1	HYDRAULIC HOSE, 04-4FJX-4FJX-202
2	600040-11A-ZN	1	HYDRAULIC HOSE, 04-4FJX90-4FJX-215
3	600040-17A-ZN	1	HYDRAULIC HOSE, 04-4FJX-4FJX-220
4	600045-6-ZN	1	HYDRAULIC HOSE, 04-4FJX90-4FJX-200

Breakaway Wing Hydraulic Hose Routings

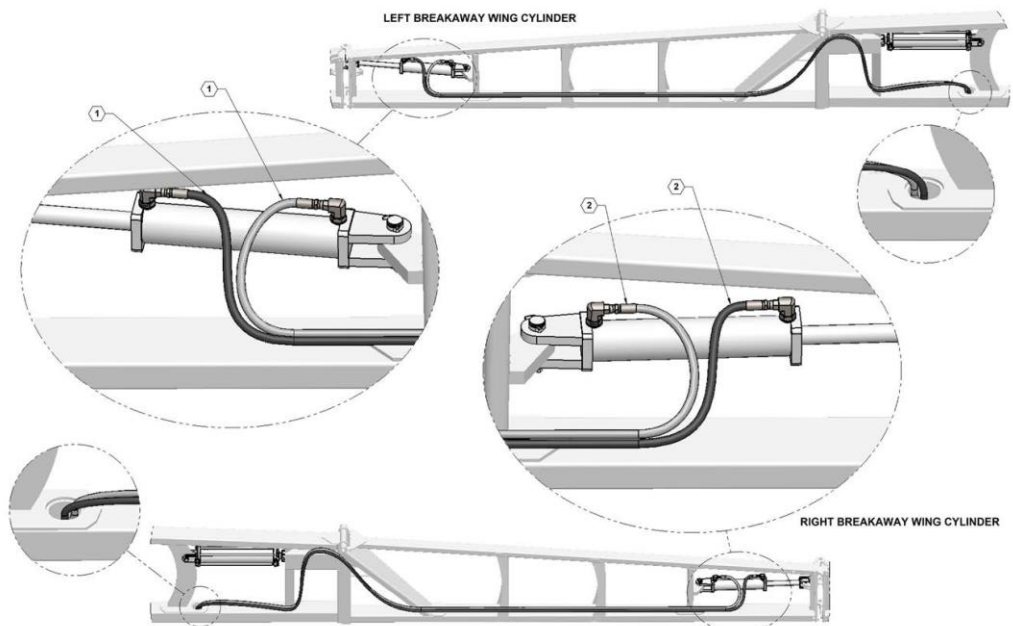
BREAKAWAY WING PRESSURE = BLACK HOSE
 BREAKAWAY WING RETURN = GRAY HOSE

BREAKAWAY WING HYDRAULIC HOSE ROUTING



BREAKAWAY WING PRESSURE = BLACK HOSE
 BREAKAWAY WING RETURN = GRAY HOSE

BREAKAWAY WING HYDRAULIC HOSE ROUTING CONTINUED



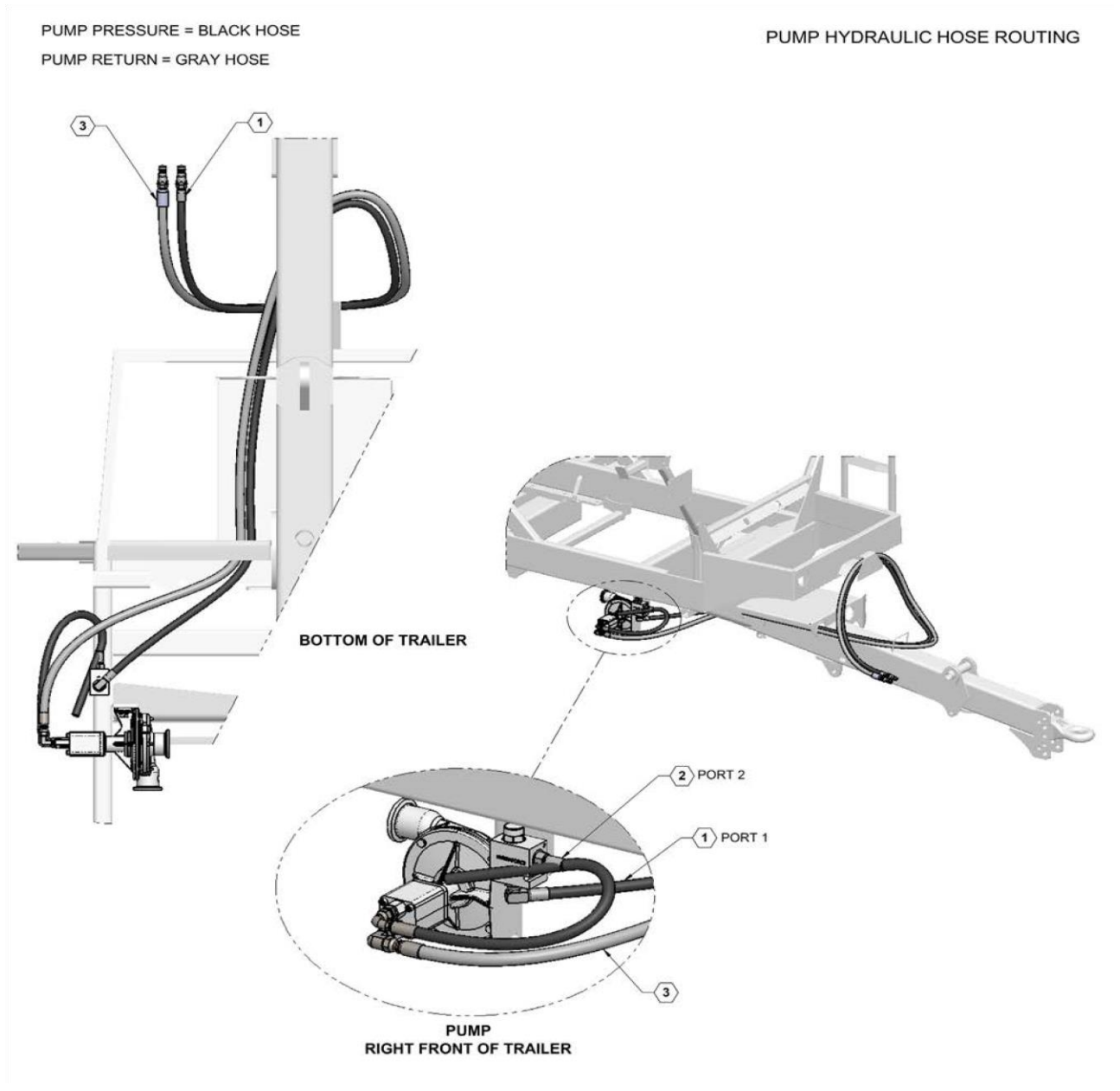


ILLUSTRATED PARTS LIST

Parts List: Breakaway Wing Hydraulic Hose Routing

ITEM	PART NO.	QTY.	DESCRIPTION
1	600040-7-ZN	2	HYDRAULIC HOSE, 04-4FJX-4FJX-384
2	600040-8-ZN	2	HYDRAULIC HOSE, 04-4FJX90-4FJX-384

Hydraulic Pump Hose Routing



Parts List: Hydraulic Pump Hose

ITEM	PART NO.	QTY.	DESCRIPTION
1	600040-18A-ZN	1	HYDRAULIC HOSE, 08-10MOR90-8MOR-168
2	600040-20A-ZN	1	HYDRAULIC HOSE, 08-8FJX90-10MOR-25
3	600040-2C-ZN	1	HYDRAULIC HOSE, 10-10MOR-8MOR-180



ILLUSTRATED PARTS LIST

Raven 450 Controller Kit with Skytrak, Up To 6 Sections

ITEM	PART NO.	QTY.	DESCRIPTION
	631803	1	CONSOLE, SCS450 (6-BOOM)
	631815	1	CABLE, 24' EXT 6BM SCS450
	631818	1	CABLE 10' CONSOLE 7BM SCS 440/450
	631832	1	SENSOR, GPS SPEED, RAVEN
	632028	1	47 PIN TO 16 PIN ADAPTER CABLE
	632077	1	CABLE PRODUCT 47 PIN 6 SECTION

Raven ISO Rate Control Module, Cables to Tractor, ISO Hookup, No VT Console

ITEM	PART NO.	QTY.	DESCRIPTION
	15813BLK	1	PLATE, MOUNT, RATE CONTROLLER
	596105M	1	HEX HEAD G5 1/4-20 X 2-1/2 MAG
	596110M	1	BOLT, HH 1/4-20 X 3 MAGNI
	596128M	2	HH G5 3/8 X 1 MAGNI
	596235M	3	HEX NUT CENTER LOCK 1/4 MAGNI
	596237M	2	HEX NUT 3/8 CENTER LOCK MAGNI
	631856	1	SWITCH ASSEMBLY FOOT ISO PRODUCT CONTROL
	632010	1	RAVEN RATE CONTROL MODULE, SPRAYER
	632029	1	47 PIN RCM CABLE
	632035	1	14' 47 PIN TO 47 PIN PLUG
	632078	1	CABLE PRODUCT 47 PIN 10SEC
	632031	1	CABLE, ADAPTER 17' 9 PIN
	632061	1	CABLE, FOOT SWITCH 12'

Deere JDRC 2000 ISO Rate Controller, Cables to Tractor, ISO Hookup, No VT Console

ITEM	PART NO.	QTY.	DESCRIPTION
	15813BLK	1	PLATE, MOUNT, RATE CONTROLLER
	596105M	1	HEX HEAD G5 1/4-20 X 2-1/2 MAG
	596110M	2	BOLT, HH 1/4-20 X 3 MAGNI
	596128M	2	HH G5 3/8 X 1 MAGNI
	596235M	3	HEX NUT CENTER LOCK 1/4 MAGNI
	596237M	2	HEX NUT 3/8 CENTER LOCK MAGNI
	632035	1	14' 47 PIN TO 47 PIN PLUG
	632078	1	CABLE PRODUCT 47 PIN 10SEC
	632031	1	CABLE, ADAPTER 17' 9 PIN
	632045	1	JD RC2000 CONTROL MODULE
	632061	1	CABLE, FOOT SWITCH 12'



ILLUSTRATED PARTS LIST

47 Pin Product Control Cable – Customer Supplied JDRC2000 Rate Controller / Raven RCM

ITEM	PART NO.	QTY.	DESCRIPTION
	15813BLK	1	PLATE, MOUNT, RATE CONTROLLER
	596105M	1	HEX HEAD G5 1/4-20 X 2-1/2 MAG
	596110M	2	BOLT, HH 1/4-20 X 3 MAGNI
	596128M	2	HH G5 3/8 X 1 MAGNI
	596235M	3	HEX NUT CENTER LOCK 1/4 MAGNI
	596237M	2	HEX NUT 3/8 CENTER LOCK MAGNI
	632035	1	14' 47 PIN TO 47 PIN PLUG
	632078	1	CABLE PRODUCT 47 PIN 10SEC

47 Pin To 37 Pin Product Control Cable - Customer Supplied GreenStar Rate Controller

ITEM	PART NO.	QTY.	DESCRIPTION
	15813BLK	1	PLATE, MOUNT, RATE CONTROLLER
	596105M	1	HEX HEAD G5 1/4-20 X 2-1/2 MAG
	596110M	2	BOLT, HH 1/4-20 X 3 MAGNI
	596128M	2	HH G5 3/8 X 1 MAGNI
	596235M	3	HEX NUT CENTER LOCK 1/4 MAGNI
	596237M	2	HEX NUT 3/8 CENTER LOCK MAGNI
	632035	1	14' 47 PIN TO 47 PIN PLUG
	632078	1	CABLE PRODUCT 47 PIN 10SEC
	632070	1	37 TO 47 PIN ADAPTER

47 Pin To 16 Pin Product Control Cable – Customer Supplied Raven 450

ITEM	PART NO.	QTY.	DESCRIPTION
	631814	1	CABLE, 12' EXTENSION 6BM SCS440, 16 PIN
	632028	1	47 PIN TO 16 PIN ADAPTER CABLE
	632035	1	14' 47 PIN TO 47 PIN PLUG
	632077	1	CABLE PRODUCT 47 PIN 6SEC

47 Pin Product Control Cable – Customer Supplied Rate Controller

ITEM	PART NO.	QTY.	DESCRIPTION
	632035	1	14' 47 PIN TO 47 PIN PLUG
	632078	1	CABLE PRODUCT 47 PIN 10SEC



ILLUSTRATED PARTS LIST

Raven CR7 ISO Display With Deere Harness (Deere ISO Controller)

ITEM	PART NO.	QTY.	DESCRIPTION
	632063	1	RAVEN PRECISION CR7 DISPLAY
	632066	1	CABLE, CR7 ISO VT ONLY
	632067	1	CABLE, DISPLAY PORT, Y ADAPTER

Raven CR7 ISO Display With Harness (Non-Deere ISO Controller)

ITEM	PART NO.	QTY.	DESCRIPTION
	632063	1	RAVEN PRECISION CR7 DISPLAY
	632065	1	CABLE, CAN/POWER OEM ISO
	632066	1	CABLE, CR7 ISO VT ONLY

Raven CR7 ISO Display With Complete ISO Harness (Non-ISO Tractor)

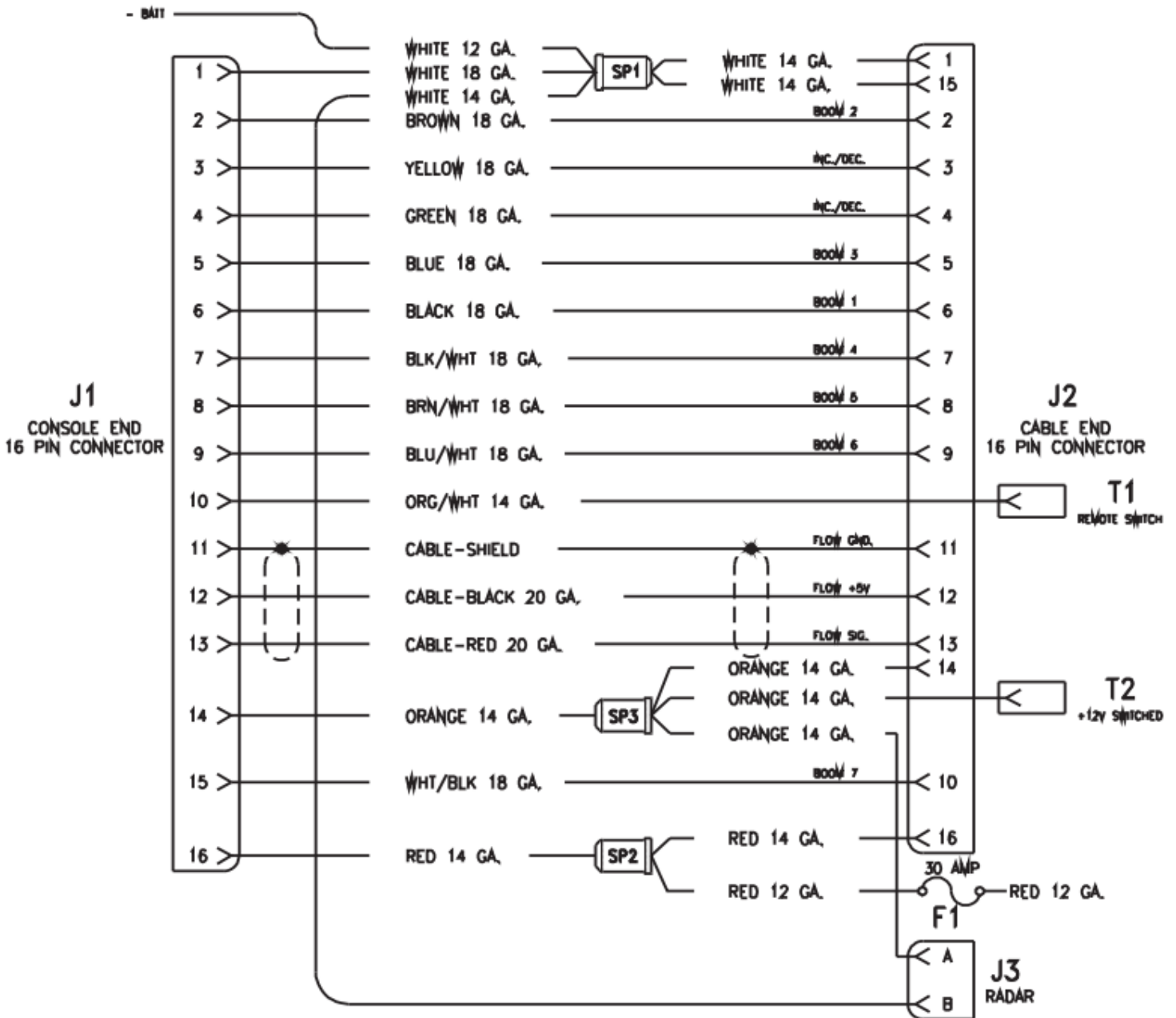
ITEM	PART NO.	QTY.	DESCRIPTION
	632063	1	RAVEN PRECISION CR7 DISPLAY
	632064	1	CABLE, RAVEN ISO/POWER
	632066	1	CABLE, CR7 ISO VT ONLY

Flow-Back Ball Valve Line Rinse - Electric Valve With Toggle Switch

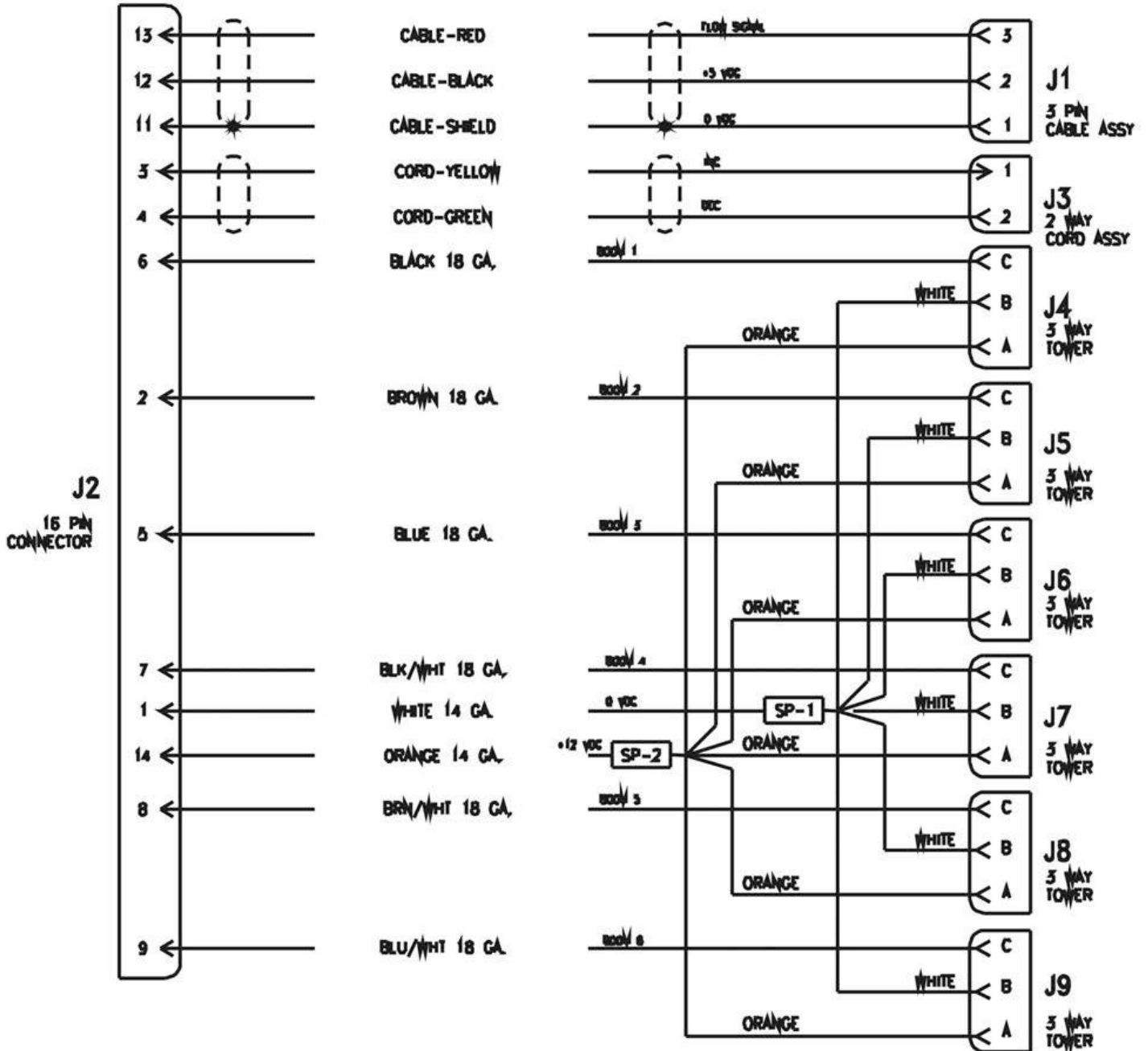
ITEM	PART NO.	QTY.	DESCRIPTION
	11145BLK	1	SWITCH BRACKET
	500027	0.25	VALVE 450BEC MANIFOLD (NARROW) (NON-FLOWBACK)
	500028	0.25	VALVE 450BEC MANIFOLD (WIDE) (NON-FLOWBACK)
	500029	0.25	VALVE 450BEC MANIFOLD (WIDE) (FLOWBACK)
	510016	2.5	HOSE, 1" EPDM
	510019	3	HOSE, 3/4" EPDM
	530189	1	QUICK CONNECT 1" STRAIGHT BARB
	530434	1	1" HB OUTLET X M QC
	540013	2	CLAMP, STAINLESS 3/4" #12
	540014	2	CLAMP, STAINLESS 1" #16
	560055	1	ELECTRICAL SWITCH SEALED SPST

Control Console Wiring Harness

CABLE, CONSOLE, SCS 460, 6 BOOM, 10' 115-0171-085 (Rev. A)



CABLE, 12' PRODUCT, 6 BOOM WITH 3 PIN TOWERS 115-0171-129 (Rev. A)




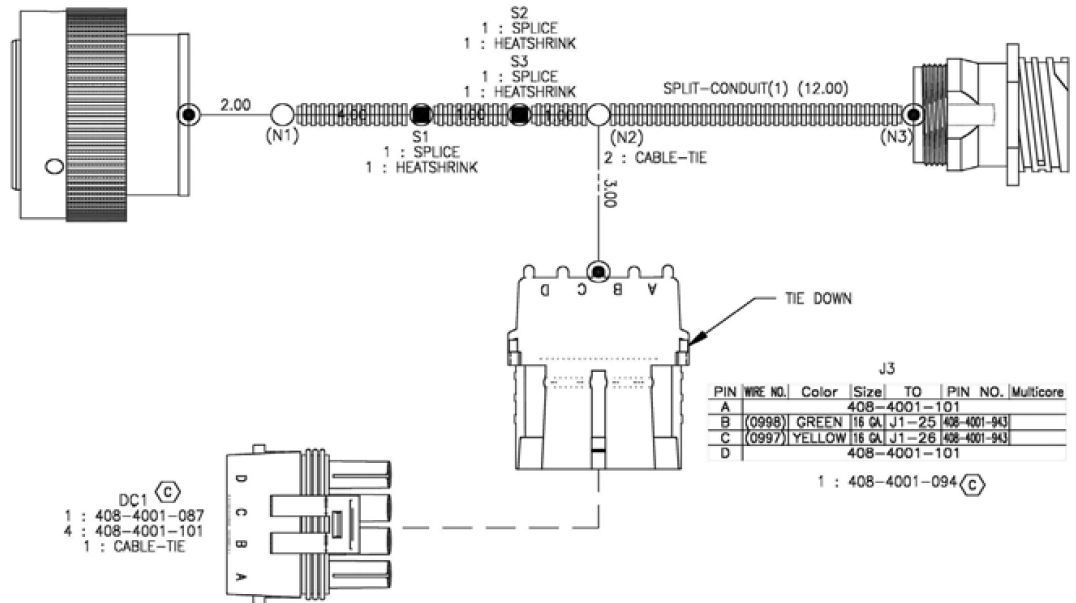
Adapter Cable, 16 Pin Console To 47 Pin Product Port (632028)

J1					
PIN	WIRE NO.	Color	Size	TO	Multicore
1	(0010A)	BLACK	14 GA.	J2-1	408-4001-318
2	(0950A)	BLACK	18 GA.	S1-3	408-4001-623
3	(0950B)	BLACK	18 GA.	S1-2	408-4001-623
4	(0010B)	BLACK	14 GA.	J2-15	408-4001-318
5	(0062A)	RED	14 GA.	S2-3	408-4001-318
6	(0062B)	RED	14 GA.	S2-1	408-4001-318
7				408-4001-882	
8				408-4001-882	
9				408-4001-882	
10				408-4001-882	
11				408-4001-882	
12	(0966)	GRAY	18 GA.	J2-13	408-4001-623
13				408-4001-882	
14				408-4001-882	
15				408-4001-882	
16				408-4001-882	
17				408-4001-882	
18				408-4001-882	
19				408-4001-882	
20				408-4001-882	
21				408-4001-882	
22	(0963)	RED	16 GA.	J2-12	408-4001-623
23	(0978)	BLUE/WHITE	18 GA.	J2-4	408-4001-623
24	(0977)	BROWN/WHITE	18 GA.	J2-3	408-4001-623
25	(0998)	GREEN	16 GA.	J3-B	408-4001-623
26	(0997)	YELLOW	16 GA.	J3-C	408-4001-623
27				408-4001-882	
28				408-4001-882	
29				408-4001-882	
30				408-4001-882	
31				408-4001-882	
32	(0972A)	RED/WHITE	18 GA.	S3-2	408-4001-623
33	(0972B)	RED/WHITE	18 GA.	S3-1	408-4001-623
34	(0950C)	BLACK	18 GA.	S1-1	408-4001-318
35				408-4001-882	
36	(0981)	GRAY	18 GA.	J2-6	408-4001-623
37	(0983)	BROWN	18 GA.	J2-2	408-4001-623
38	(0984)	BLUE	18 GA.	J2-5	408-4001-623
39	(0985)	BLACK/WHITE	18 GA.	J2-7	408-4001-623
40	(0986)	BROWN/WHITE	18 GA.	J2-8	408-4001-623
41	(0987)	BLUE/WHITE	18 GA.	J2-9	408-4001-623
42	(0988)	WHITE/BLACK	18 GA.	J2-10	408-4001-623
43				408-4001-882	
44				408-4001-882	
45				408-4001-882	
46				408-4001-882	
47				408-4001-882	


- 1 : 408-4002-133
- 1 : 408-4001-803
- 1 : CABLE-TIE

J2					
PIN	WIRE NO.	Color	Size	TO	Multicore
1	(0010A)	BLACK	14 GA.	J1-1	408-4001-162
2	(0983)	BROWN	18 GA.	J1-37	408-4001-162
3	(0977)	BROWN/WHITE	18 GA.	J1-24	408-4001-162
4	(0978)	BLUE/WHITE	18 GA.	J1-23	408-4001-162
5	(0984)	BLUE	18 GA.	J1-36	408-4001-162
6	(0981)	GRAY	18 GA.	J1-36	408-4001-162
7	(0985)	BLACK/WHITE	18 GA.	J1-39	408-4001-162
8	(0986)	BROWN/WHITE	18 GA.	J1-40	408-4001-162
9	(0987)	BLUE/WHITE	18 GA.	J1-41	408-4001-162
10	(0988)	WHITE/BLACK	18 GA.	J1-42	408-4001-162
11	(0950D)	BLACK	18 GA.	S1-4	408-4001-162
12	(0963)	RED	16 GA.	J1-22	408-4001-162
13	(0966)	GRAY	18 GA.	J1-12	408-4001-162
14	(0972C)	RED/WHITE	18 GA.	S3-3	408-4001-162
15	(0010B)	BLACK	14 GA.	J1-4	408-4001-162
16	(0062C)	RED	14 GA.	S2-2	408-4001-162

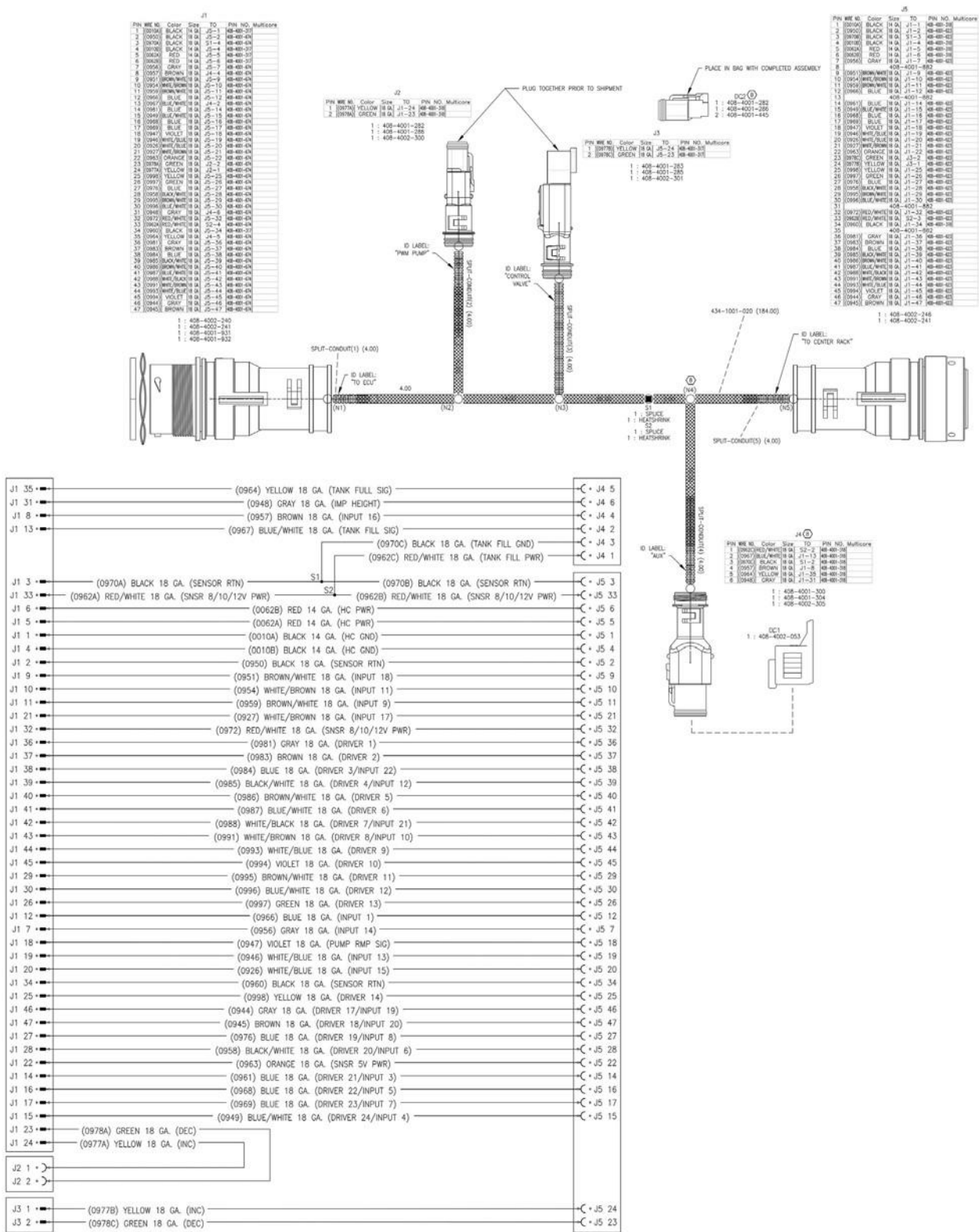
- 1 : 408-4001-025
- 1 : 408-4001-024
- 1 : PERIPHERAL SEAL GREASE
- 1 : 408-4001-019
- 1 : ENCAPSULATE-POTTING



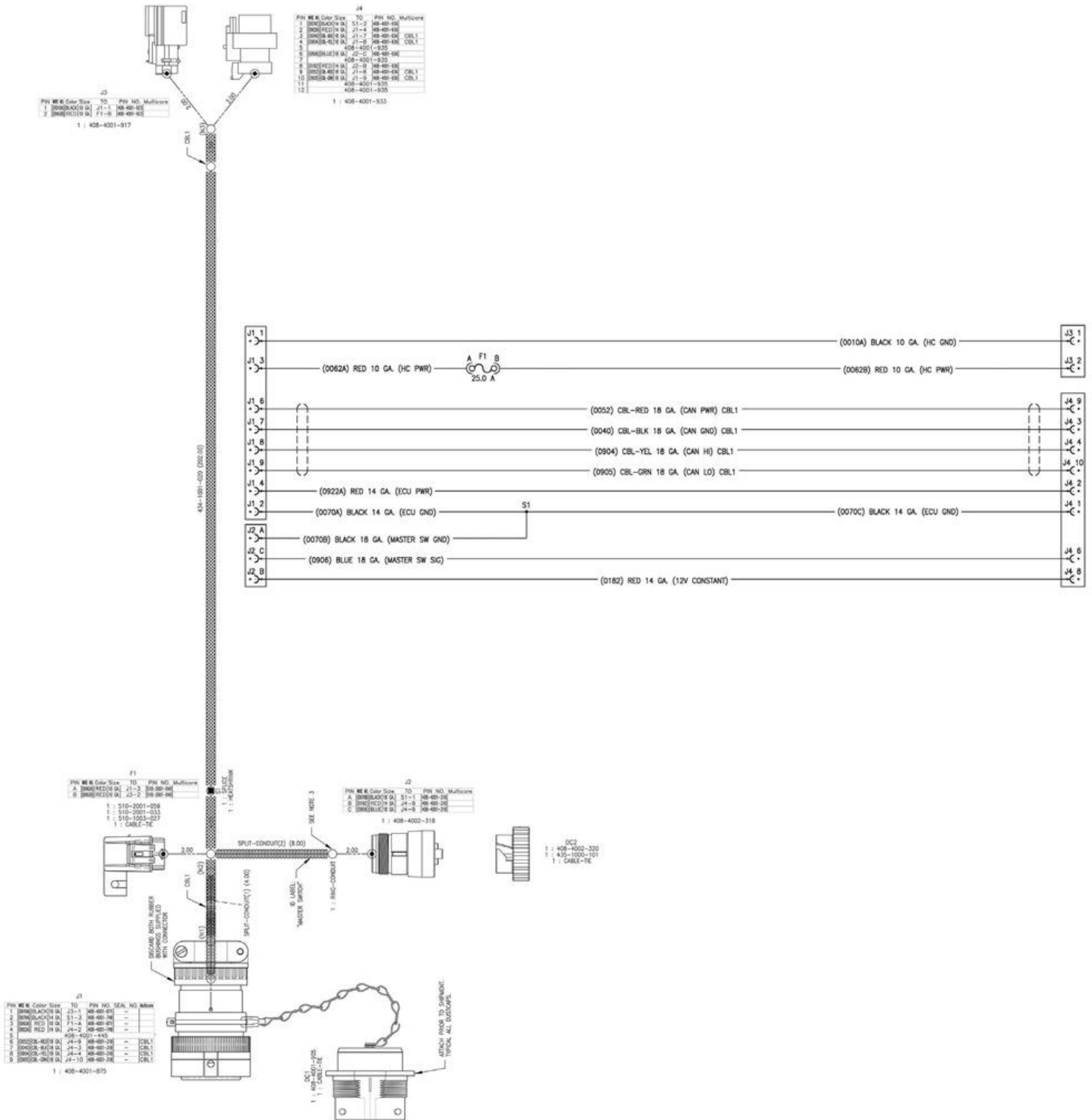
Cable, 81 Pin ECU, 47 Pin Rate Control Interface (632029)



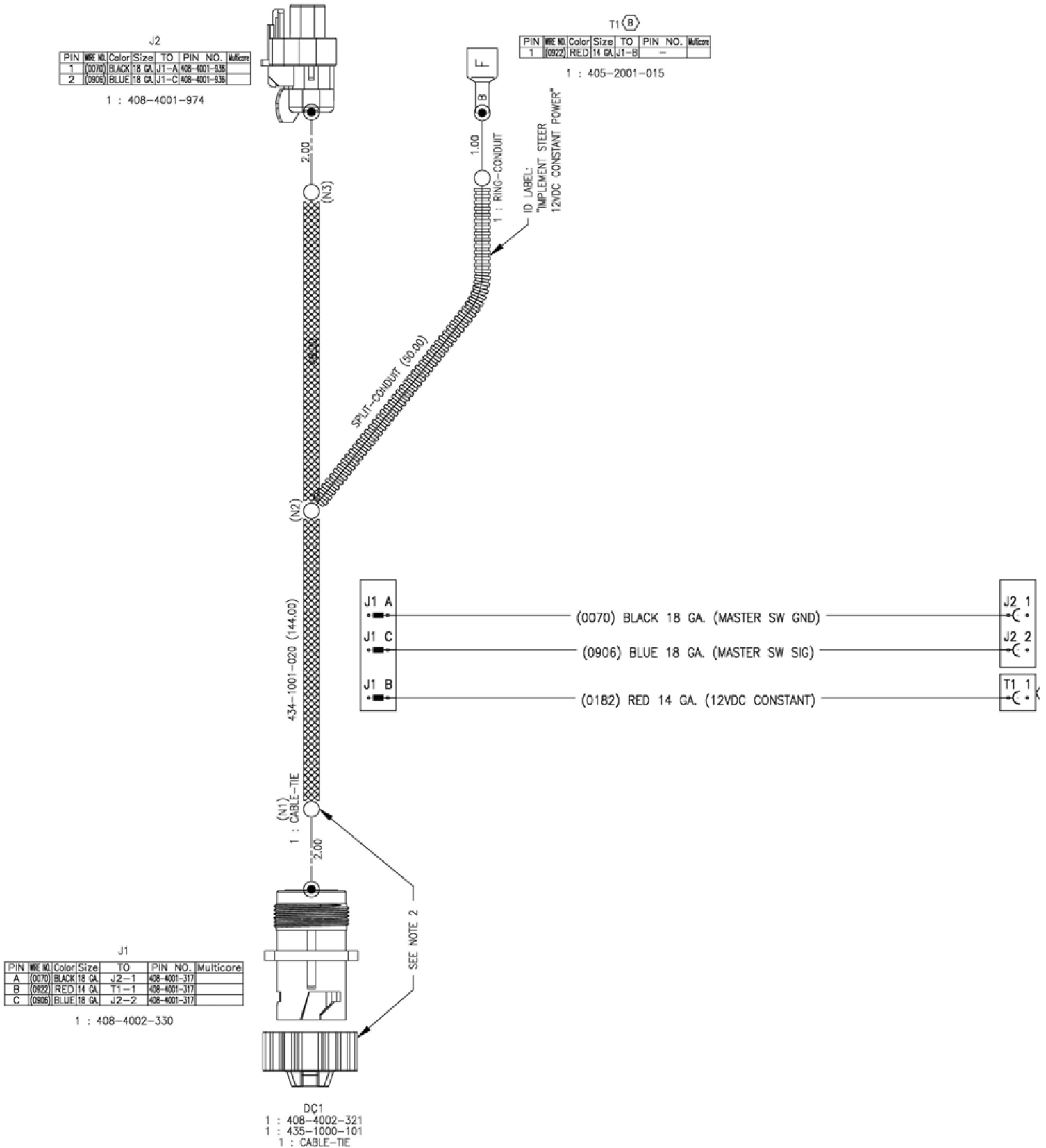
Cable, Pull Type Sprayer Frame, 14' 47 Pin To 47 Pin (632035)



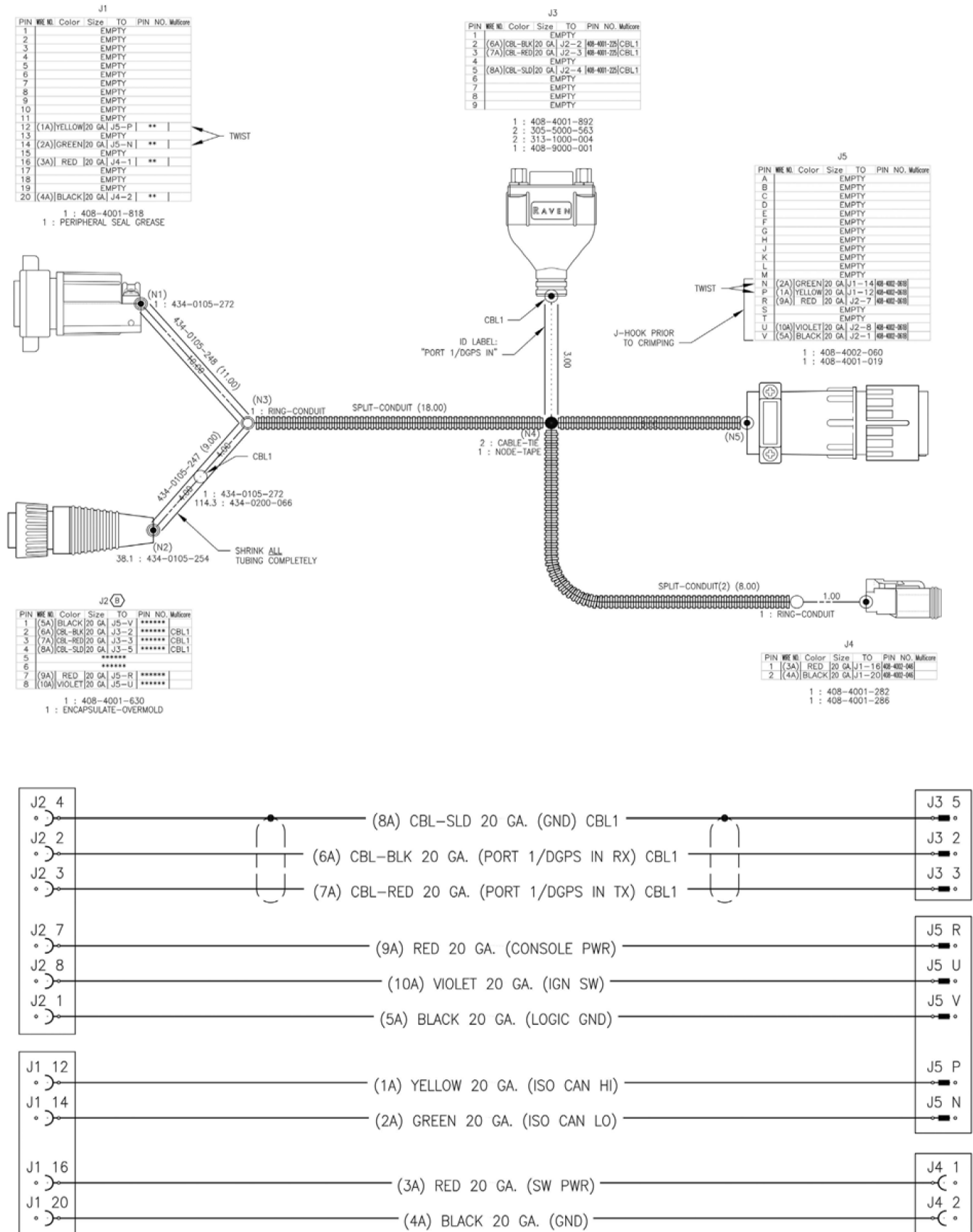
Adapter Cable, 17' 9 Pin IBIC / 3 Pin Master to Gen 1 ISOBUS (632031)



Cable, Foot Switch, 12' (632061)



Cable, CR7, ISO VT Only (632066)

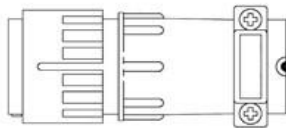


Cable, Display Port, Y Adapter (632067)

J1(B)

PIN	WIRE NO.	Color	Size	TO	PIN NO.	Notes
A				EMPTY		
B				EMPTY		
C				EMPTY		
D				EMPTY		
E				EMPTY		
F	(6A)	ORANGE	18 GA	J2-F	408-4002-058	
G				EMPTY		
H	(7A)	GRAY	18 GA	J2-H	408-4002-058	
J	(8A)	GREEN	18 GA	J2-J	408-4002-058	
K	(9A)	YELLOW	18 GA	J2-K	408-4002-058	
L	(10A)	BROWN	18 GA	J2-L	408-4002-058	
M	(11A)	WHITE	18 GA	J2-M	408-4002-058	
N	(1A)	GREEN	18 GA	S1-1	408-4002-058	
P	(2A)	YELLOW	18 GA	S2-1	408-4002-058	
R	(3A)	RED	18 GA	S3-2	408-4002-058	
S	(12A)	GREEN	18 GA	J2-S	408-4002-058	
T	(13A)	YELLOW	18 GA	J2-T	408-4002-058	
U	(4A)	VIOLET	18 GA	S4-2	408-4002-058	
V	(5A)	BLACK	18 GA	S5-2	408-4002-058	

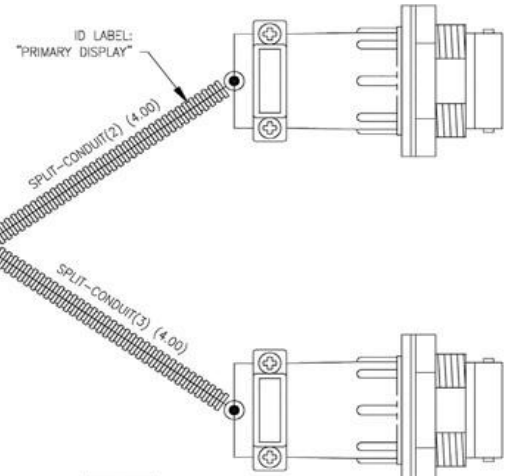
1 : 408-4002-060
1 : 408-4001-019



- S4
- 1 : SPLICE
- 1 : HEATSHRINK
- S5
- 1 : SPLICE
- 1 : HEATSHRINK

- S1
- 1 : SPLICE
- 1 : HEATSHRINK
- S2
- 1 : SPLICE
- 1 : HEATSHRINK
- S3
- 1 : SPLICE
- 1 : HEATSHRINK

- (N2)
- 1 : NODE-TAPE
- 2 : CABLE-TIE



J2(B)

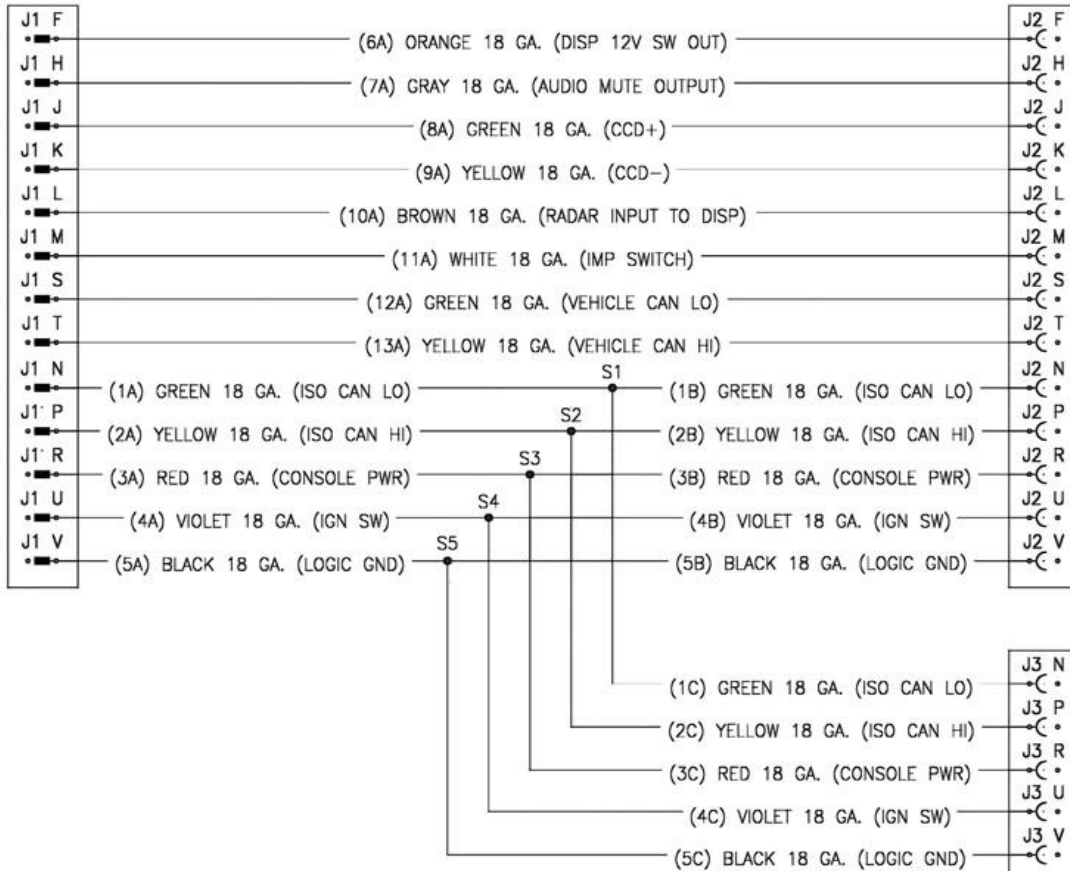
PIN	WIRE NO.	Color	Size	TO	PIN NO.	Notes
A				EMPTY		
B				EMPTY		
C				EMPTY		
D				EMPTY		
E				EMPTY		
F	(6A)	ORANGE	18 GA	J1-F	408-4002-058	
G				EMPTY		
H	(7A)	GRAY	18 GA	J1-H	408-4002-058	
J	(8A)	GREEN	18 GA	J1-J	408-4002-058	
K	(9A)	YELLOW	18 GA	J1-K	408-4002-058	
L	(10A)	BROWN	18 GA	J1-L	408-4002-058	
M	(11A)	WHITE	18 GA	J1-M	408-4002-058	
N	(1B)	GREEN	18 GA	S1-2	408-4002-058	
P	(2B)	YELLOW	18 GA	S2-2	408-4002-058	
R	(3B)	RED	18 GA	S3-1	408-4002-058	
S	(12A)	GREEN	18 GA	J1-S	408-4002-058	
T	(13A)	YELLOW	18 GA	J1-T	408-4002-058	
U	(4B)	VIOLET	18 GA	S4-1	408-4002-058	
V	(5B)	BLACK	18 GA	S5-1	408-4002-058	

1 : 408-4002-058
1 : 408-4001-019

J3

PIN	WIRE NO.	Color	Size	TO	PIN NO.	Notes
A				EMPTY		
B				EMPTY		
C				EMPTY		
D				EMPTY		
E				EMPTY		
F				EMPTY		
G				EMPTY		
H				EMPTY		
J				EMPTY		
K				EMPTY		
L				EMPTY		
M				EMPTY		
N	(1C)	GREEN	18 GA	S1-3	408-4002-058	
P	(2C)	YELLOW	18 GA	S2-3	408-4002-058	
R	(3C)	RED	18 GA	S3-3	408-4002-058	
S				EMPTY		
T				EMPTY		
U	(4C)	VIOLET	18 GA	S4-3	408-4002-058	
V	(5C)	BLACK	18 GA	S5-3	408-4002-058	

1 : 408-4002-058
1 : 408-4001-019



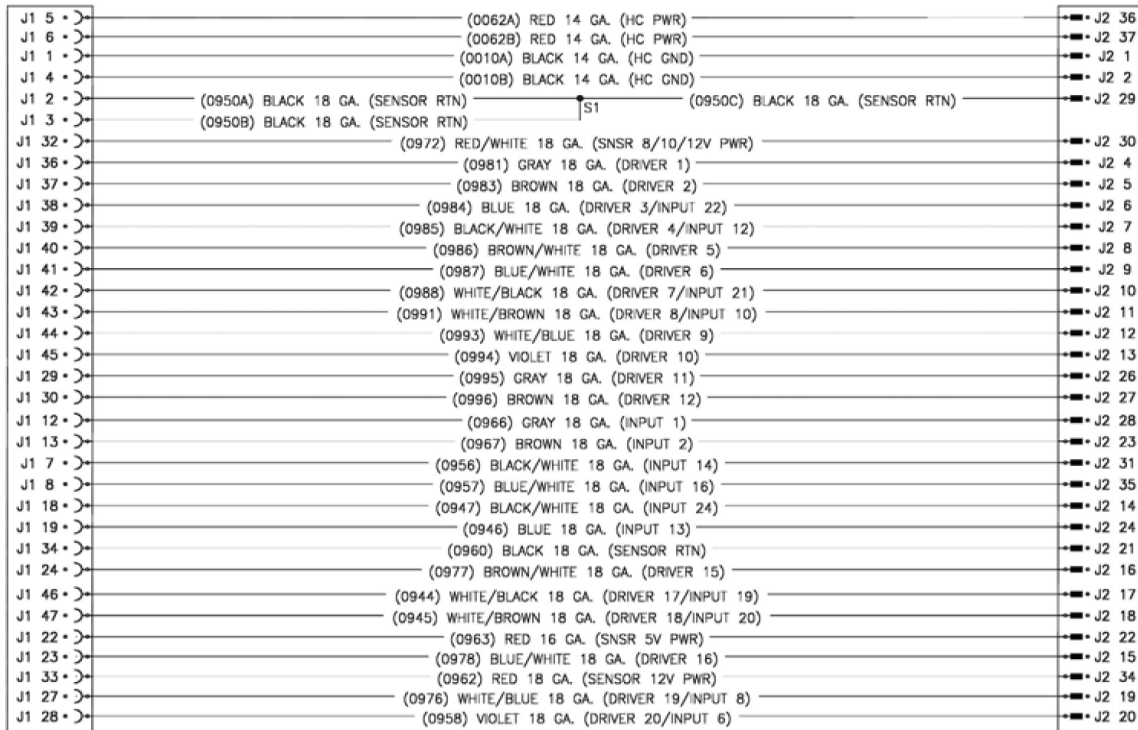
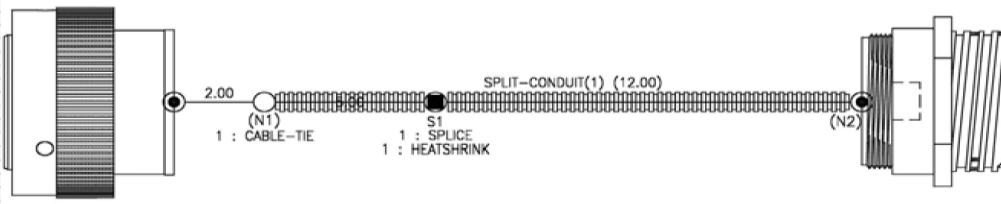
Adapter Cable, 37 Pin Console To 47 Pin Product Port (632070)

J1					
PIN	WIRE NO.	Color	Size	TO	PIN NO. Multicore
1	(0010A)	BLACK	14 GA.	J2-1	408-4001-318
2	(0950A)	BLACK	18 GA.	S1-2	408-4001-623
3	(0950B)	BLACK	18 GA.	S1-1	408-4001-623
4	(0010B)	BLACK	14 GA.	J2-2	408-4001-318
5	(0062A)	RED	14 GA.	J2-36	408-4001-318
6	(0062B)	RED	14 GA.	J2-37	408-4001-318
7	(0955)	BLACK/WHITE	18 GA.	J2-31	408-4001-623
8	(0957)	BLUE/WHITE	18 GA.	J2-35	408-4001-623
9					408-4001-882
10					408-4001-882
11					408-4001-882
12	(0966)	GRAY	18 GA.	J2-28	408-4001-623
13	(0967)	BROWN	18 GA.	J2-23	408-4001-623
14					408-4001-882
15					408-4001-882
16					408-4001-882
17					408-4001-882
18	(0947)	BLACK/WHITE	18 GA.	J2-14	408-4001-623
19	(0946)	BLUE	18 GA.	J2-24	408-4001-623
20					408-4001-882
21					408-4001-882
22	(0963)	RED	16 GA.	J2-22	408-4001-623
23	(0978)	BLUE/WHITE	18 GA.	J2-15	408-4001-623
24	(0977)	BROWN/WHITE	18 GA.	J2-16	408-4001-623
25					408-4001-882
26					408-4001-882
27	(0976)	WHITE/BLUE	18 GA.	J2-19	408-4001-623
28	(0958)	VIOLET	18 GA.	J2-20	408-4001-623
29	(0995)	GRAY	18 GA.	J2-26	408-4001-623
30	(0996)	BROWN	18 GA.	J2-27	408-4001-623
31					408-4001-882
32	(0972)	RED/WHITE	18 GA.	J2-30	408-4001-623
33	(0962)	RED	18 GA.	J2-34	408-4001-623
34	(0960)	BLACK	18 GA.	J2-21	408-4001-318
35					408-4001-882
36	(0981)	GRAY	18 GA.	J2-4	408-4001-623
37	(0983)	BROWN	18 GA.	J2-5	408-4001-623
38	(0984)	BLUE	18 GA.	J2-6	408-4001-623
39	(0985)	BLACK/WHITE	18 GA.	J2-7	408-4001-623
40	(0986)	BROWN/WHITE	18 GA.	J2-8	408-4001-623
41	(0987)	BLUE/WHITE	18 GA.	J2-9	408-4001-623
42	(0988)	WHITE/BLACK	18 GA.	J2-10	408-4001-623
43	(0991)	WHITE/BROWN	18 GA.	J2-11	408-4001-623
44	(0993)	WHITE/BLUE	18 GA.	J2-12	408-4001-623
45	(0994)	VIOLET	18 GA.	J2-13	408-4001-623
46	(0944)	WHITE/BLACK	18 GA.	J2-17	408-4001-623
47	(0945)	WHITE/BROWN	18 GA.	J2-18	408-4001-623

J2					
PIN	WIRE NO.	Color	Size	TO	PIN NO. Multicore
1	(0010A)	BLACK	14 GA.	J1-1	408-4001-162
2	(0010B)	BLACK	14 GA.	J1-4	408-4001-162
3					
4	(0981)	GRAY	18 GA.	J1-36	408-4001-162
5	(0983)	BROWN	18 GA.	J1-37	408-4001-162
6	(0984)	BLUE	18 GA.	J1-38	408-4001-162
7	(0985)	BLACK/WHITE	18 GA.	J1-39	408-4001-162
8	(0986)	BROWN/WHITE	18 GA.	J1-40	408-4001-162
9	(0987)	BLUE/WHITE	18 GA.	J1-41	408-4001-162
10	(0988)	WHITE/BLACK	18 GA.	J1-42	408-4001-162
11	(0991)	WHITE/BROWN	18 GA.	J1-43	408-4001-162
12	(0993)	WHITE/BLUE	18 GA.	J1-44	408-4001-162
13	(0994)	VIOLET	18 GA.	J1-45	408-4001-162
14	(0947)	BLACK/WHITE	18 GA.	J1-18	408-4001-162
15	(0978)	BLUE/WHITE	18 GA.	J1-23	408-4001-162
16	(0977)	BROWN/WHITE	18 GA.	J1-24	408-4001-162
17	(0944)	WHITE/BLACK	18 GA.	J1-46	408-4001-162
18	(0945)	WHITE/BROWN	18 GA.	J1-47	408-4001-162
19	(0976)	WHITE/BLUE	18 GA.	J1-27	408-4001-162
20	(0958)	VIOLET	18 GA.	J1-28	408-4001-162
21	(0960)	BLACK	18 GA.	J1-34	408-4001-162
22	(0963)	RED	16 GA.	J1-22	408-4001-162
23	(0967)	BROWN	18 GA.	J1-13	408-4001-162
24	(0946)	BLUE	18 GA.	J1-19	408-4001-162
25					
26	(0995)	GRAY	18 GA.	J1-29	408-4001-162
27	(0996)	BROWN	18 GA.	J1-30	408-4001-162
28	(0966)	GRAY	18 GA.	J1-12	408-4001-162
29	(0950C)	BLACK	18 GA.	S1-3	408-4001-162
30	(0972)	RED/WHITE	18 GA.	J1-32	408-4001-162
31	(0956)	BLACK/WHITE	18 GA.	J1-7	408-4001-162
32					
33					
34	(0962)	RED	18 GA.	J1-33	408-4001-162
35	(0957)	BLUE/WHITE	18 GA.	J1-8	408-4001-162
36	(0062A)	RED	14 GA.	J1-5	408-4001-162
37	(0062B)	RED	14 GA.	J1-6	408-4001-162

- 1 : 408-4002-133
- 1 : 408-4001-803
- 1 : CABLE-TIE

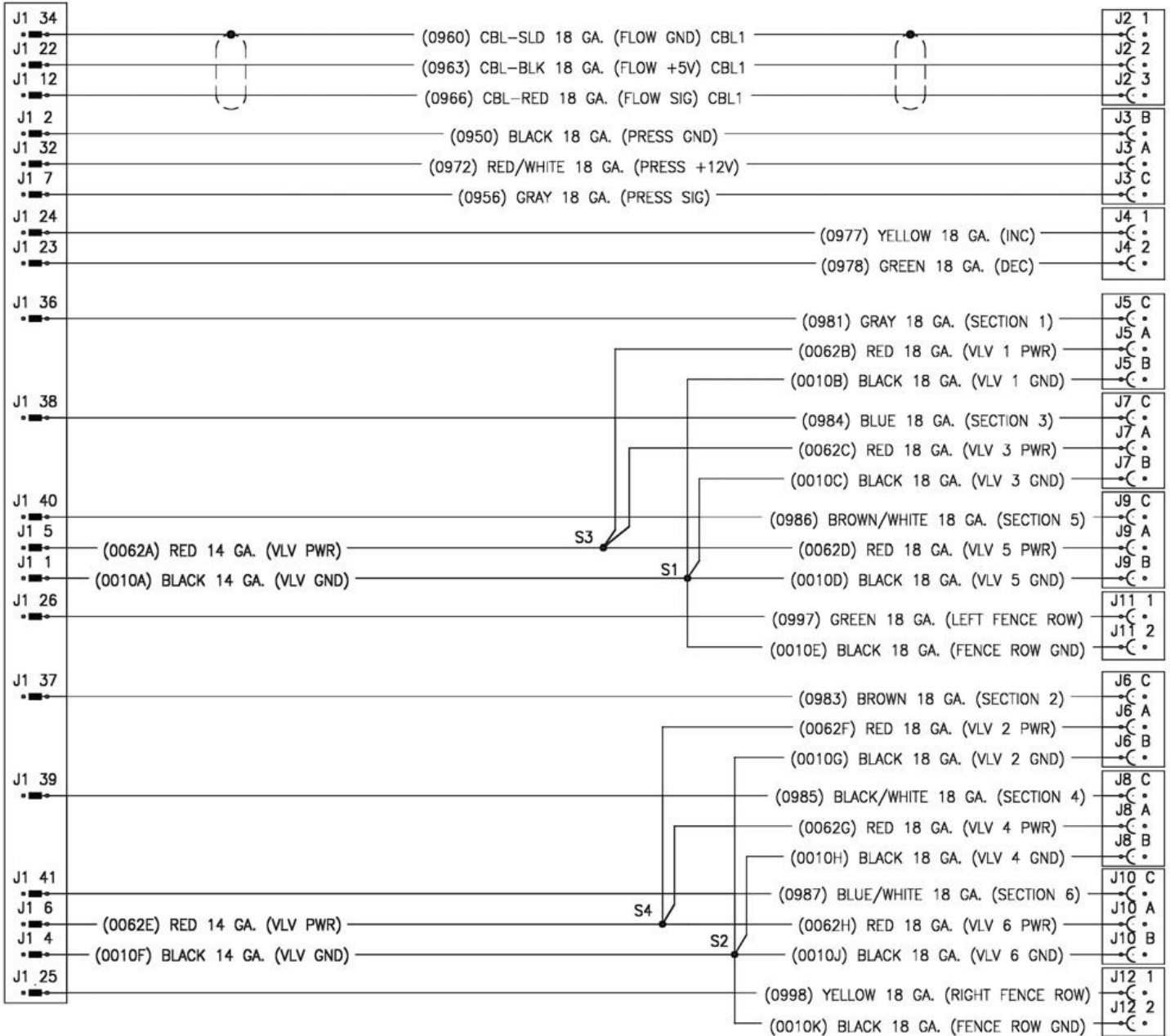
- 1 : 408-4001-563
- 1 : 408-4001-037
- 1 : PERIPHERAL SEAL GREASE
- 1 : 408-4001-036
- 1 : ENCAPSULATE-POTTING



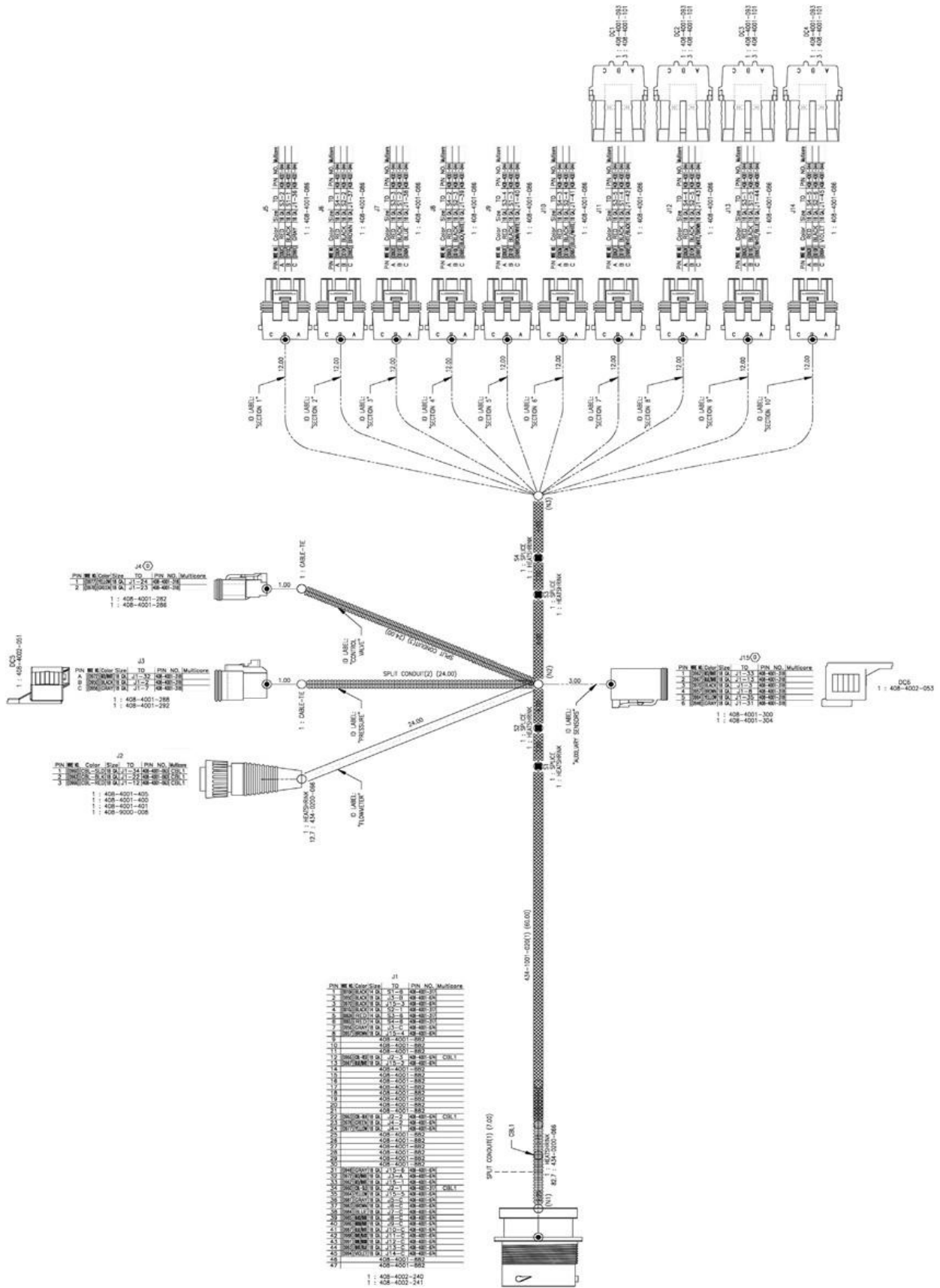


ILLUSTRATED PARTS LIST

Product Cable, 47 Pin, 6 Section, Liquid, FAST, Center Mount (632077)



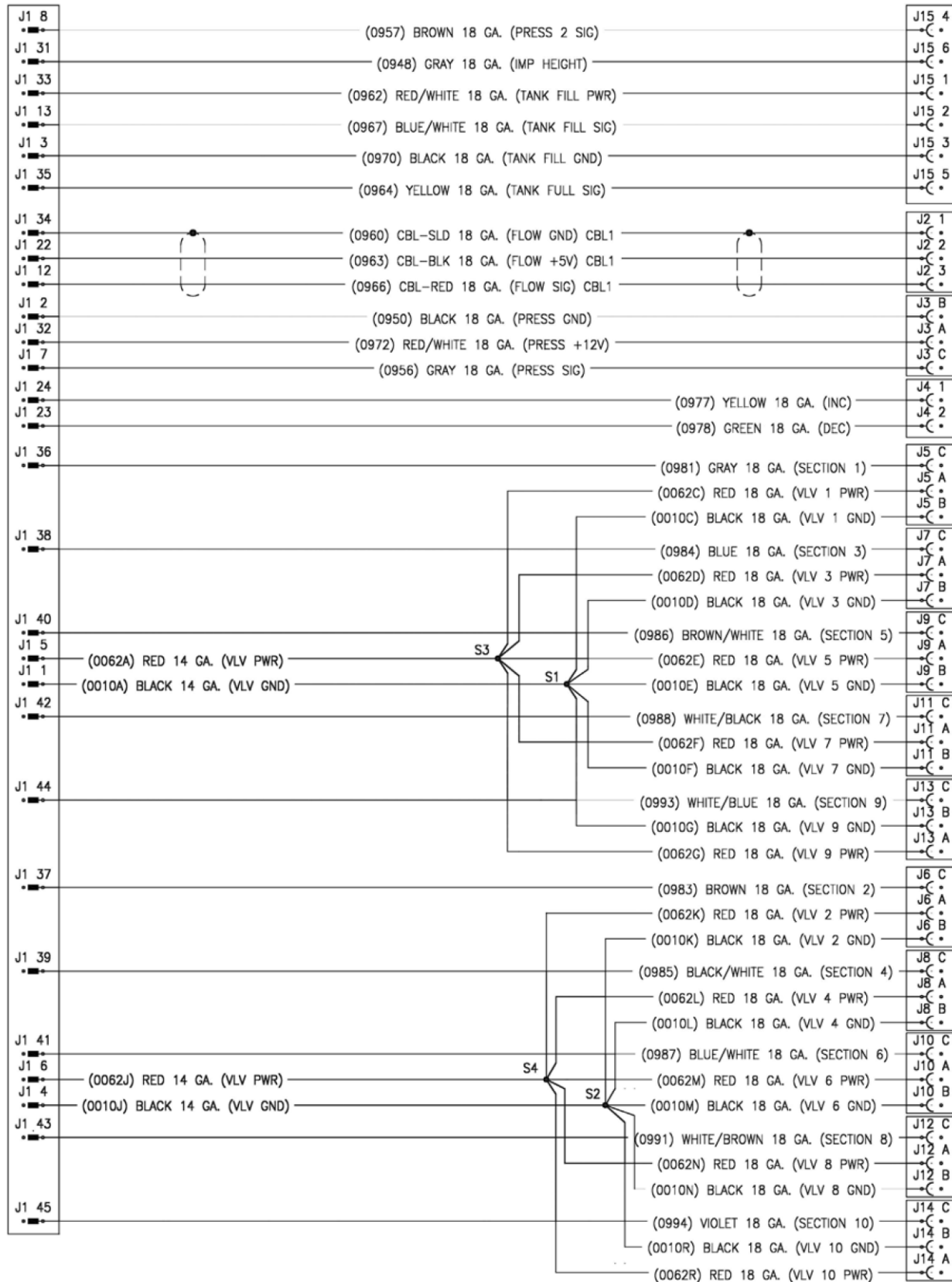
Product Cable, 47 Pin, 10 Section, Liquid, FAST 6'(632078)





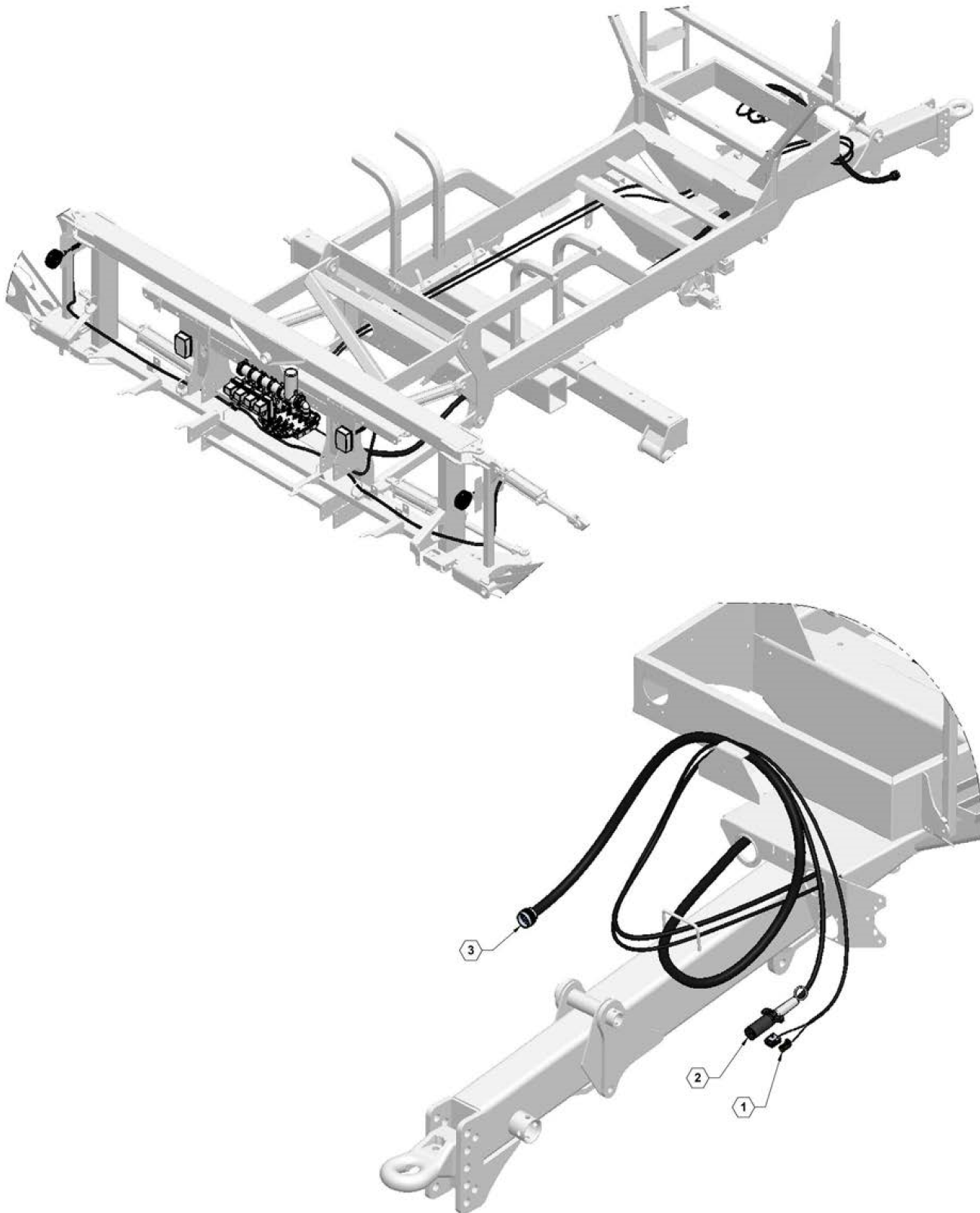
ILLUSTRATED PARTS LIST

Product Cable, 47 Pin, 10 Section, Liquid, FAST 6'(632078)



9500TF Harness Identification & Location

9613TF-80 HARNESS I.D. & LOCATION





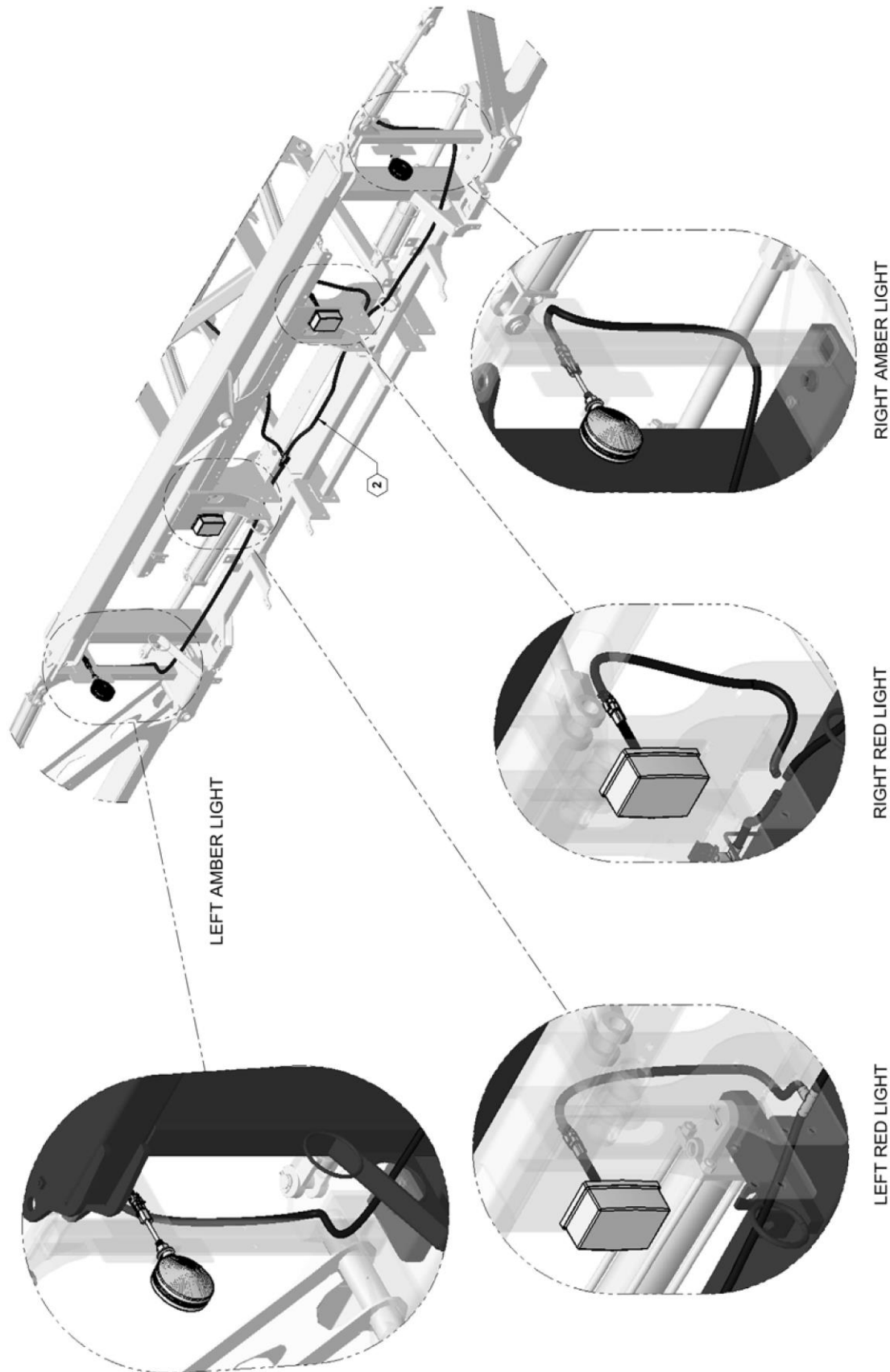
ILLUSTRATED PARTS LIST

Parts List: 9500TF Harness Identification & Location

ITEM	PART NO.	QTY.	DESCRIPTION
1	319-668	1	FOLD HARNESS, 60' - 66' BOOMS
1	319-724	1	FOLD HARNESS, 80', 90' & 100' BOOMS
2	740035	1	LIGHTING HARNESS
3	632077	1	PRODUCT CONTROL HARNESS, 6 SECTION
3	632078	1	PRODUCT CONTROL HARNESS, 10 SECTION

Lighting Harness Routing

LIGHTING HARNESS



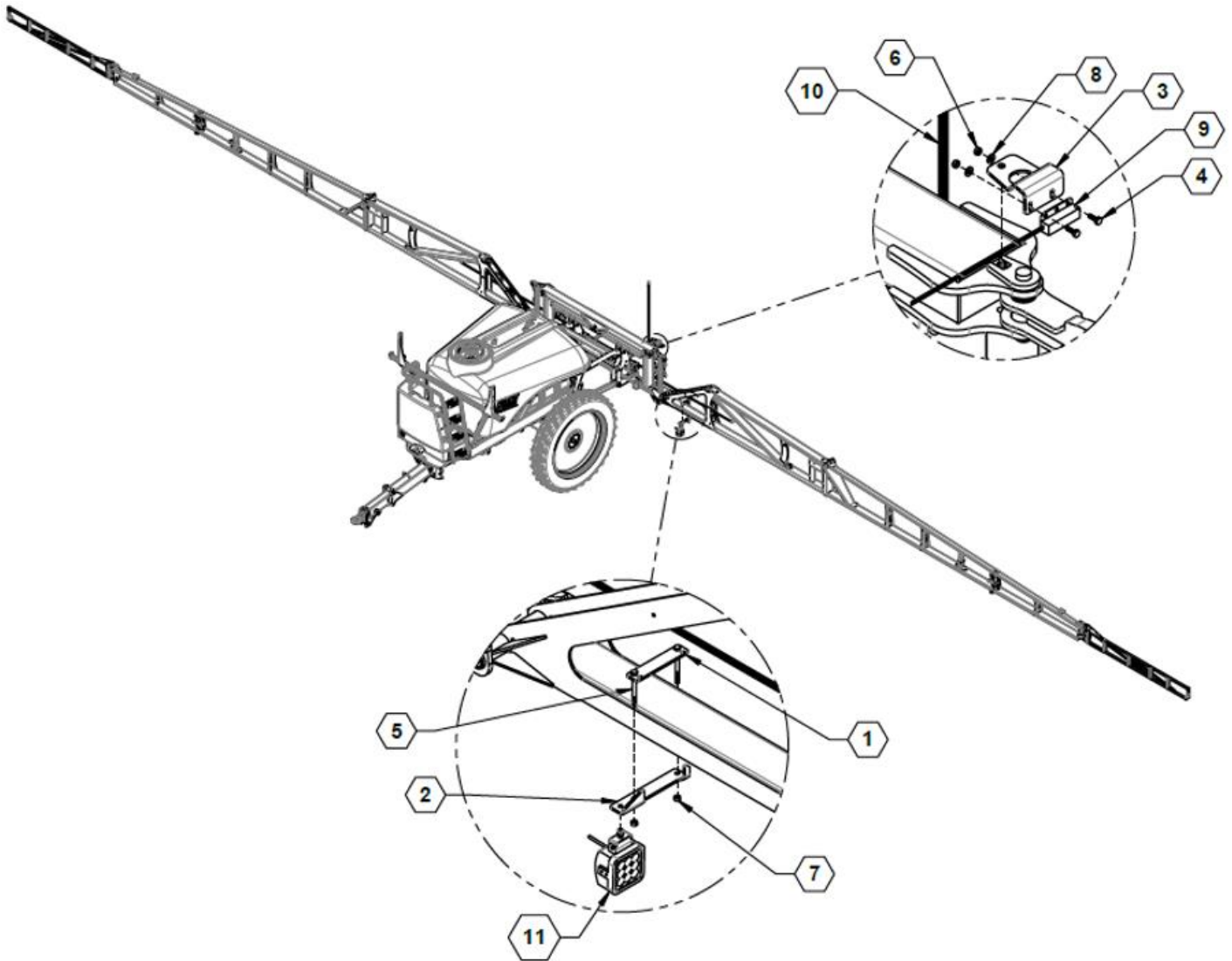


ILLUSTRATED PARTS LIST

Parts List: Lighting Harness Routing

ITEM	PART NO.	QTY.	DESCRIPTION
1	319-668	1	FOLD HARNESS, 60' - 66' BOOMS
1	319-724	1	FOLD HARNESS, 80', 90' & 100' BOOMS
2	740035	1	LIGHTING HARNESS
3	632077	1	PRODUCT CONTROL HARNESS, 6 SECTION
3	632078	1	PRODUCT CONTROL HARNESS, 10 SECTION

Blue Light Kit




Parts List 28750: Blue Light Kit

ITEM	PART NO.	QTY.	DESCRIPTION
1	28747	2	PLATE, LIGHT MOUNT TOP
2	28748	2	PLATE, TF LIGHT MOUNT
3	28970	1	PLATE, PROX SWITCH MOUNT
4	596101M	2	BOLT, HH 1/4-20X3/4 GR5 MAGNI
5	596134M	4	BOLT, HH 3/8-16 X 4 GR5 MAGNI
6	596235M	2	NUT, CENTERLOCK, 1/4-20 MAGNI
7	596237M	4	NUT, CENTERLOCK 3/8-16 MAGNI
8	596256M	2	WASHER, FLAT 1/4 USS MAGNI
9	632121	1	PROX SWITCH, PARKER
10	740057	1	HARNESS, BLUE SPRAY LIGHTS
11	740058	2	LARSEN BLUE LED SPRAY LIGHT

Product Control Harness Routing

PRODUCT CONTROL HARNESS



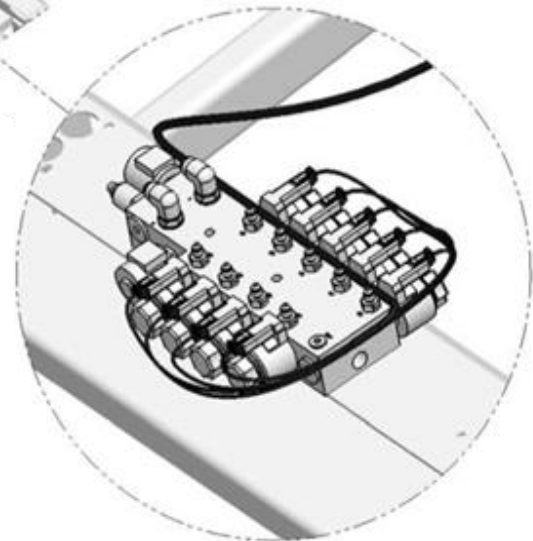
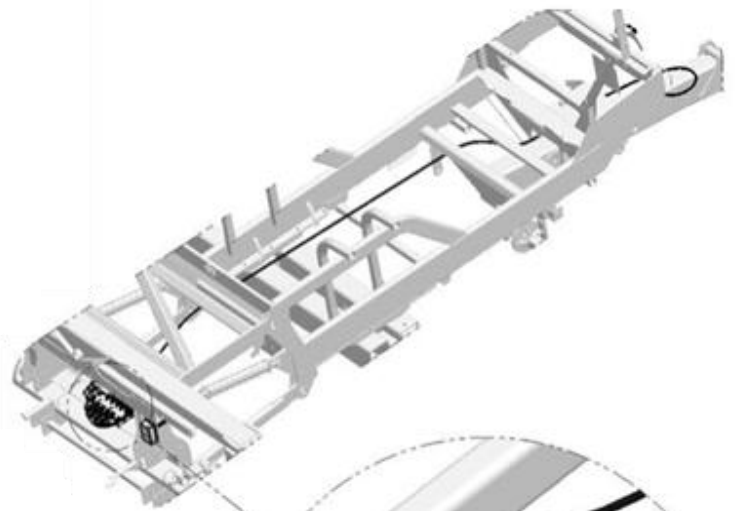


ILLUSTRATED PARTS LIST

Parts List: Product Control Harness Routing

ITEM	PART NO.	QTY.	DESCRIPTION
1	319-668	1	FOLD HARNESS, 60' - 66' BOOMS
1	319-724	1	FOLD HARNESS, 80', 90' & 100' BOOMS
2	740035	1	LIGHTING HARNESS
3	632077	1	PRODUCT CONTROL HARNESS, 6 SECTION
3	632078	1	PRODUCT CONTROL HARNESS, 10 SECTION

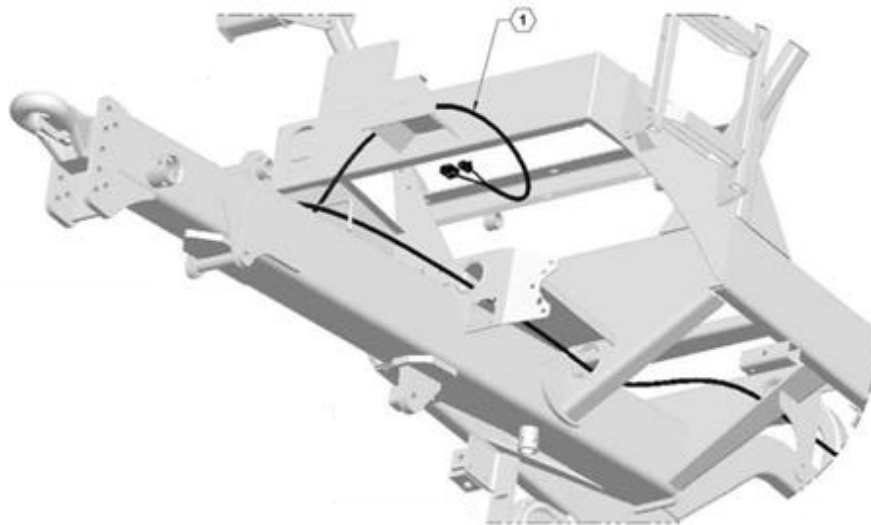
**Fold
Harness
Routing**



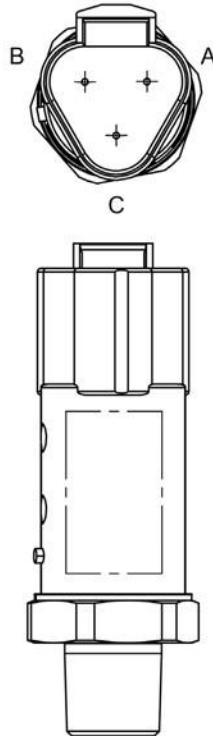
FOLD BLOCK

Parts List: Fold Harness Routing

ITEM	PART NO.	QTY.	DESCRIPTION
1	319-668	1	FOLD HARNESS, 60' - 66' BOOMS
1	319-724	1	FOLD HARNESS, 80', 90' & 100' BOOMS
2	740035	1	LIGHTING HARNESS
3	632077	1	PRODUCT CONTROL HARNESS, 6 SECTION
3	632078	1	PRODUCT CONTROL HARNESS, 10 SECTION



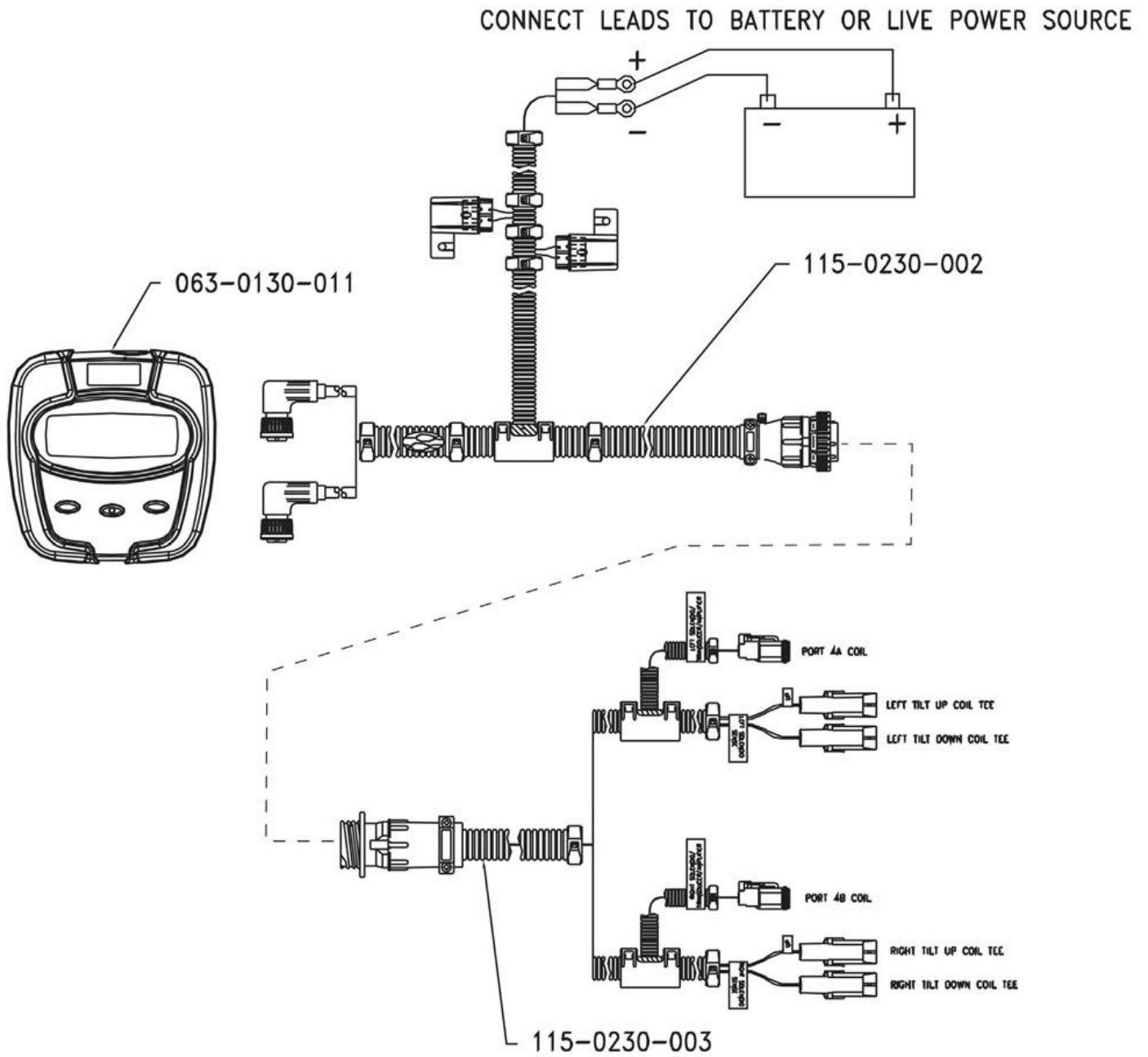
Pressure Transducer Kit



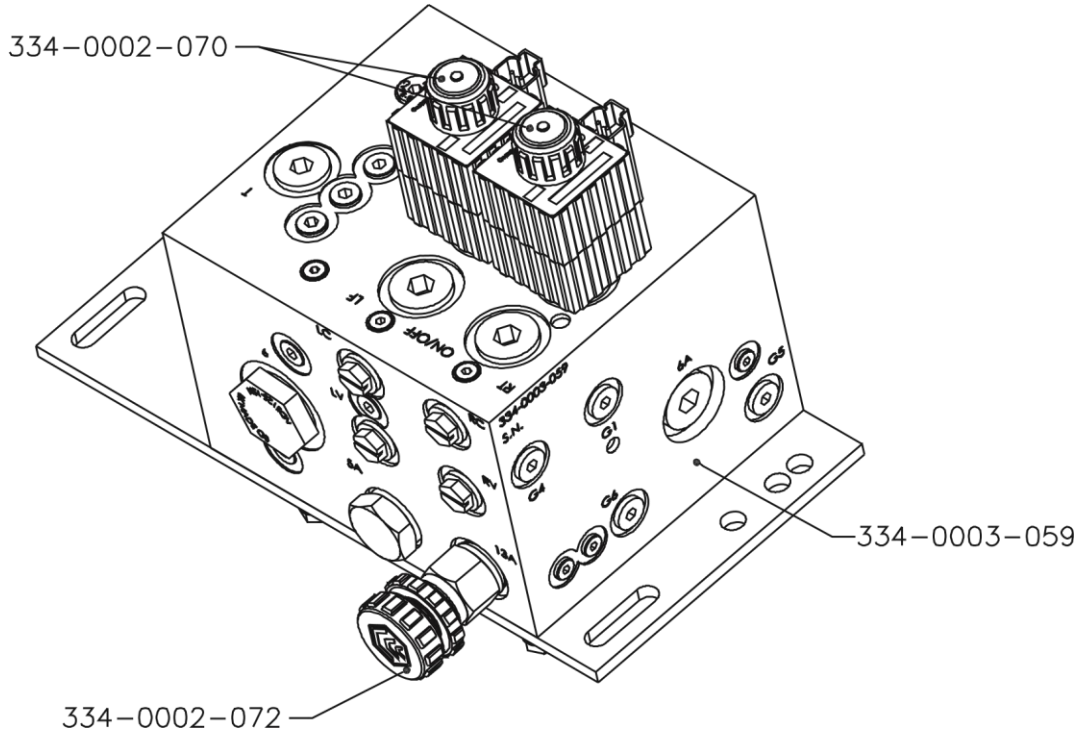
Parts List: Pressure Transducer Kit

ITEM	PART NO.	QTY.	DESCRIPTION
	530400	1	TEE: 1/4" FPT, POLY
	530401	1	NIPPLE: 1/4 X 1/4" MPT, POLY
	632036	1	PRESSURE TRANSDUCER 1-5V 0-250

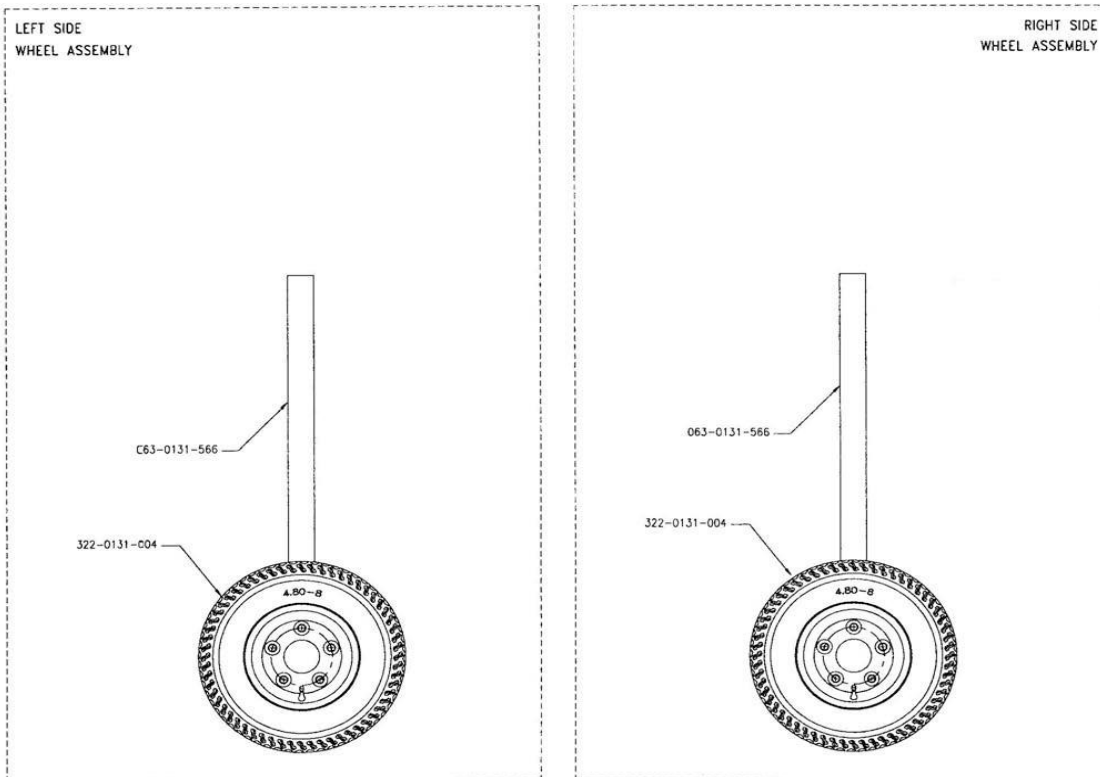
Powerglide Wiring Schematic



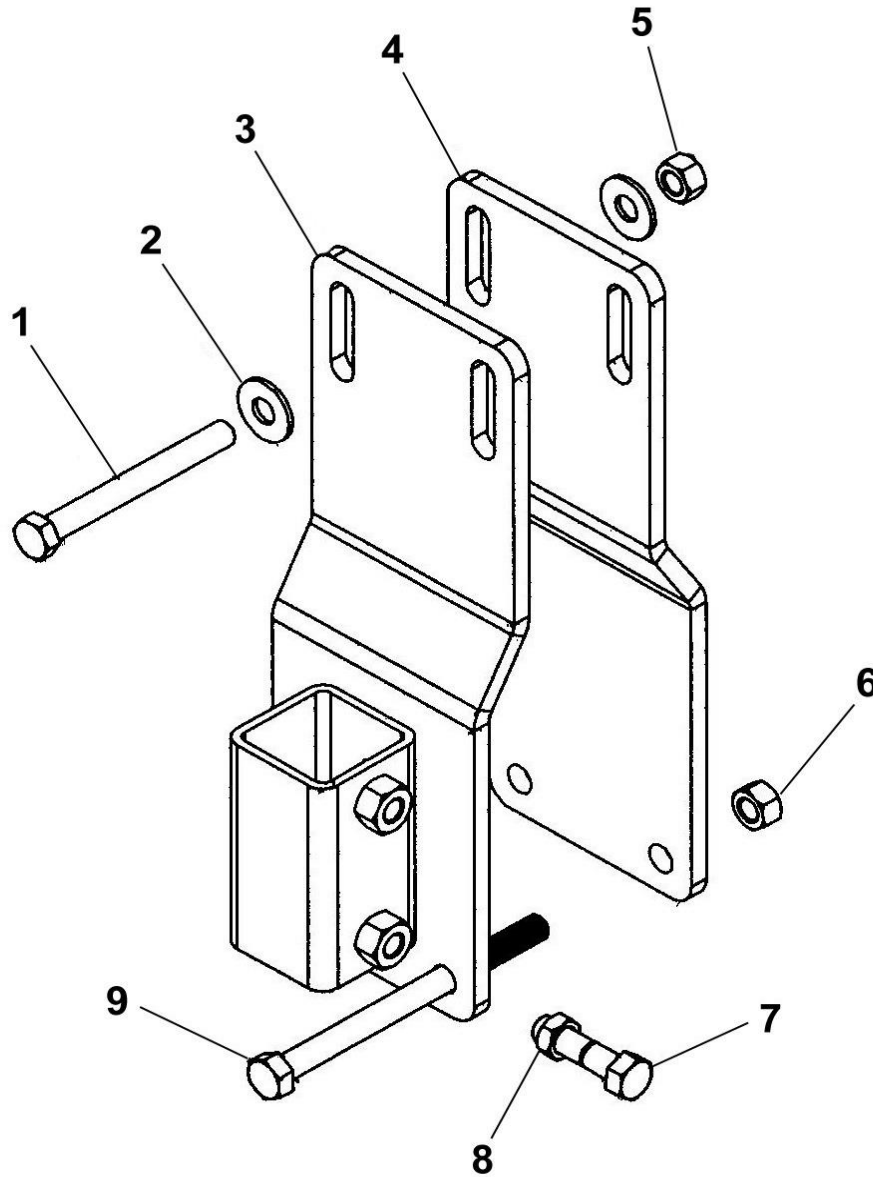
Powerglide Hydraulic Block



Powerglide Solid Axle



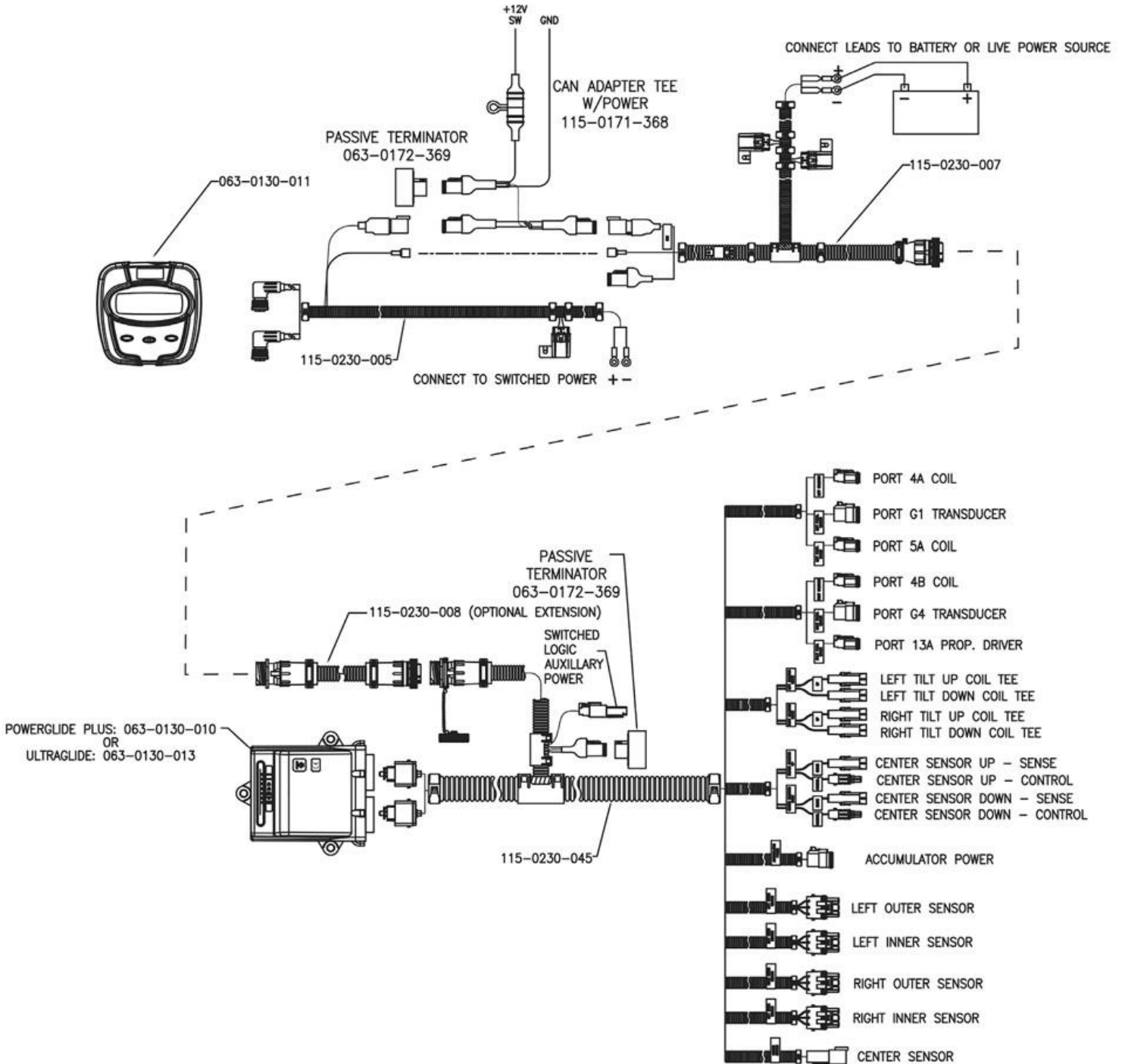
Powerglide & Powerglide Plus Mounting Brackets



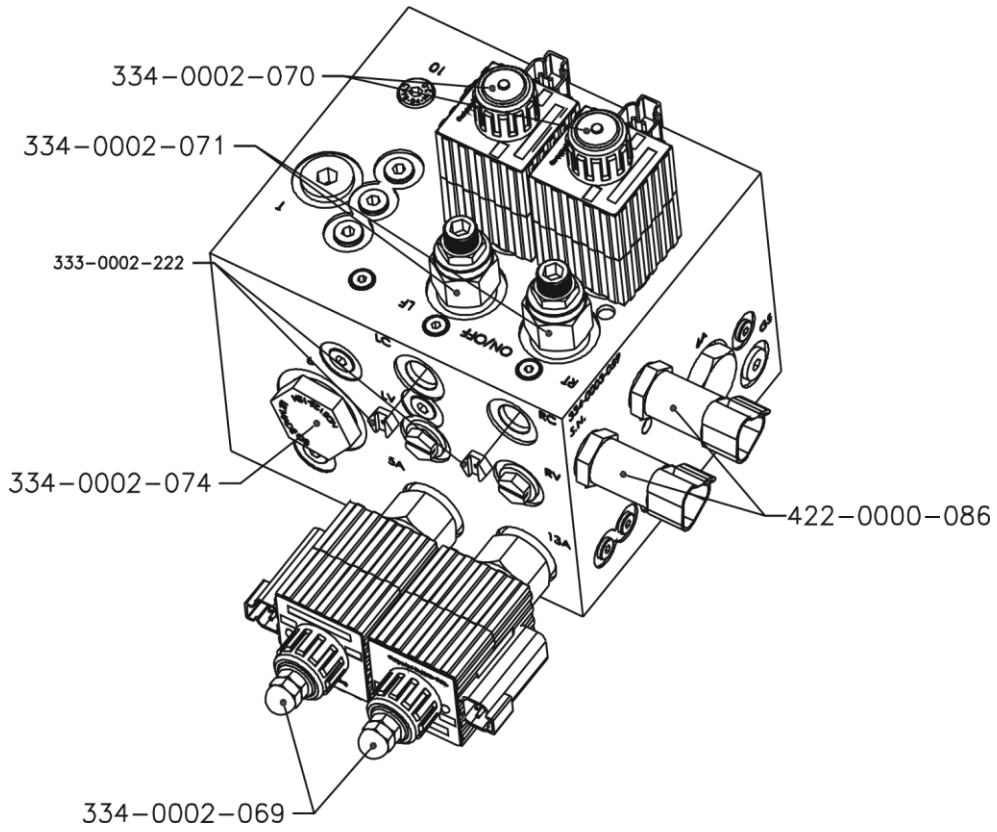
Parts List: Powerglide & Powerglide Plus Mounting Brackets

ITEM	PART NO.	QTY.	DESCRIPTION
1	159	2	BOLT HEX, 1/2 X 4-1/2" GR5 ZP
2	260	2	WASHER FLAT 1/2" ZP
3	14670BLK	1	RAVEN TOUCH WHEEL MOUNT
4	14668BLK	1	RAVEN BACK TOUCH PLATE
5	215	2	NUT HEX HEAVY 1/2"
6	239	2	NUT 1/2" CENTERLOCK
7	154	1	BOLT HEX, 1/2 X 2" GR5 ZP
8	223	1	NUT HEX JAM 1/2"
9	163	2	BOLT HEX, 1/2 X 6-1/2" GR5 ZP

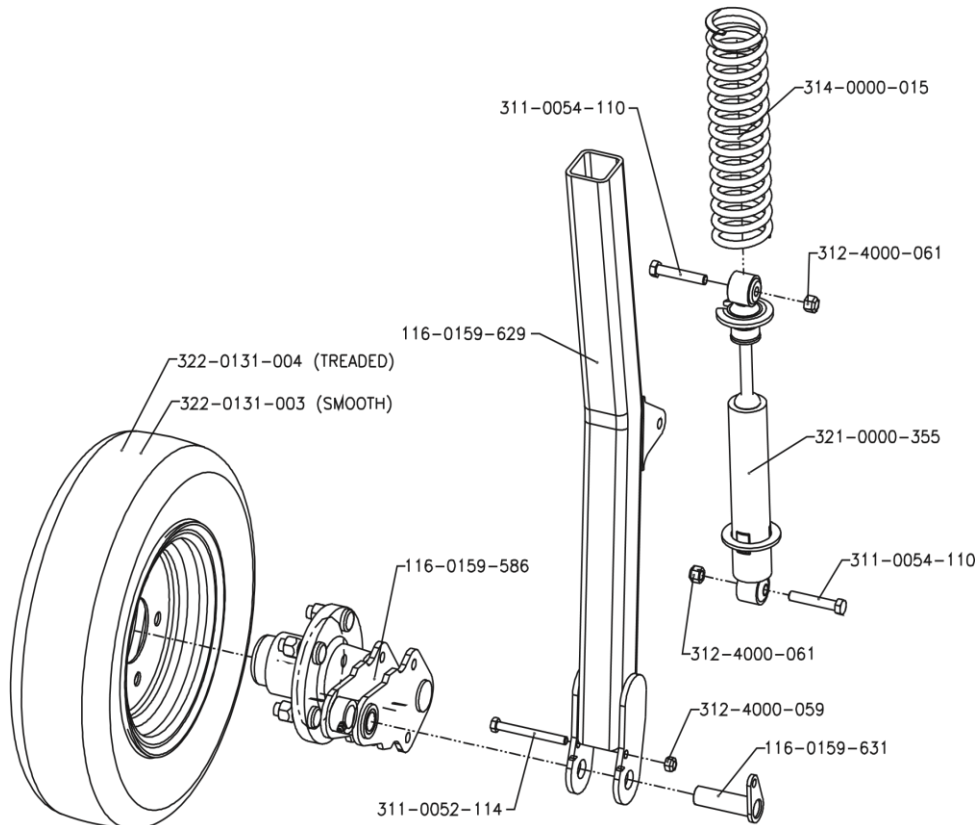
Powerglide Plus Wiring Schematic



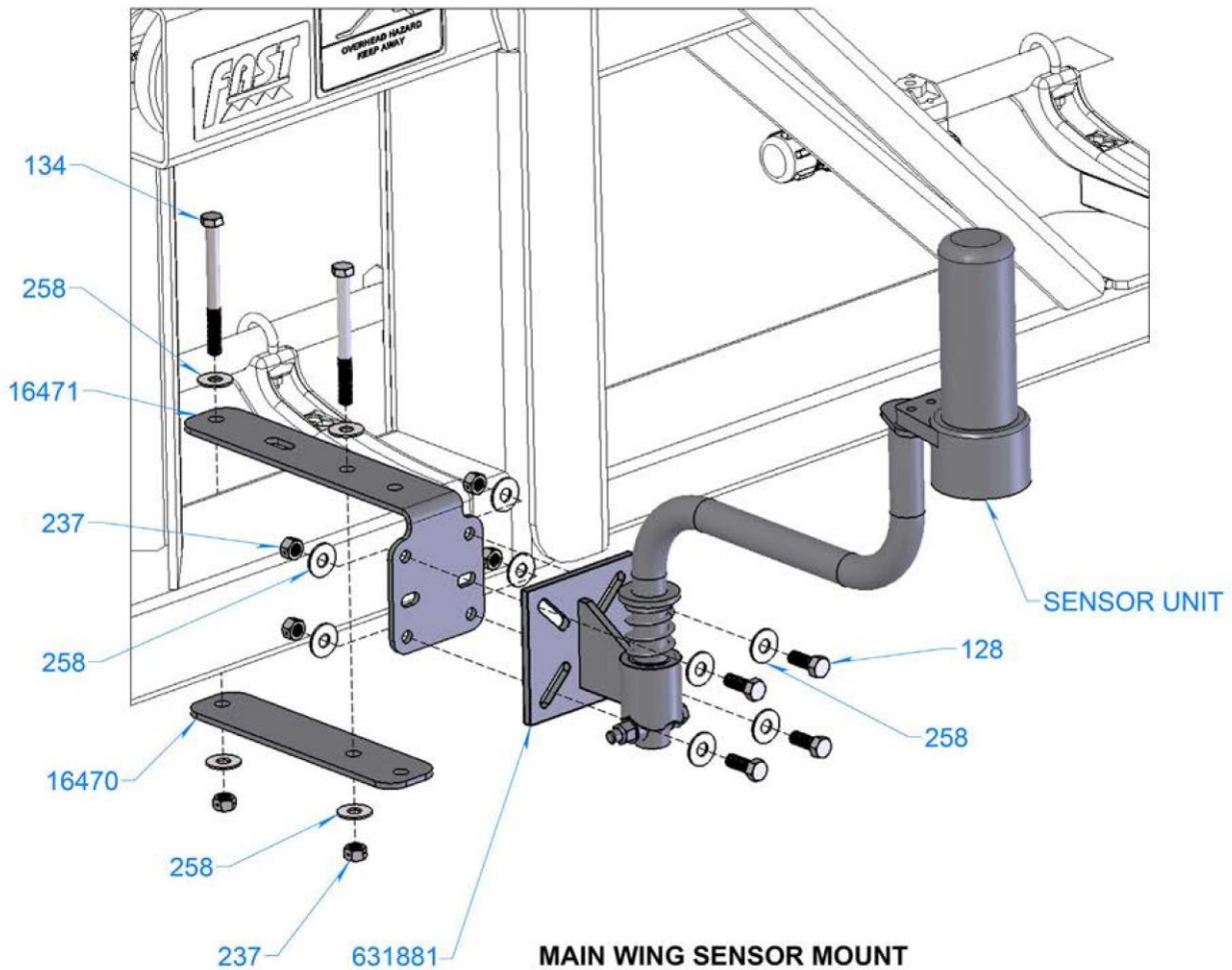
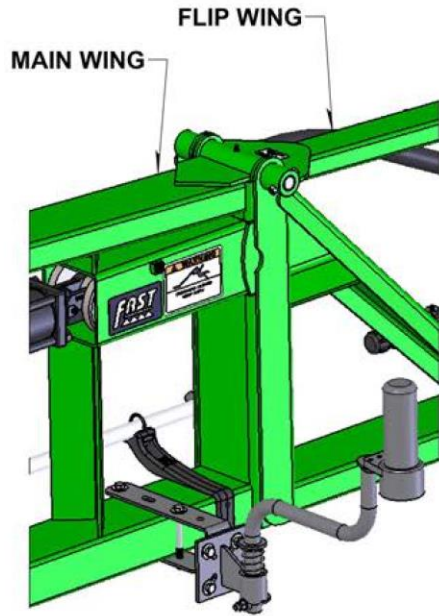
Powerglide Plus Hydraulic Block



Powerglide Plus Cushioned Axle



Raven Sensor Mounts



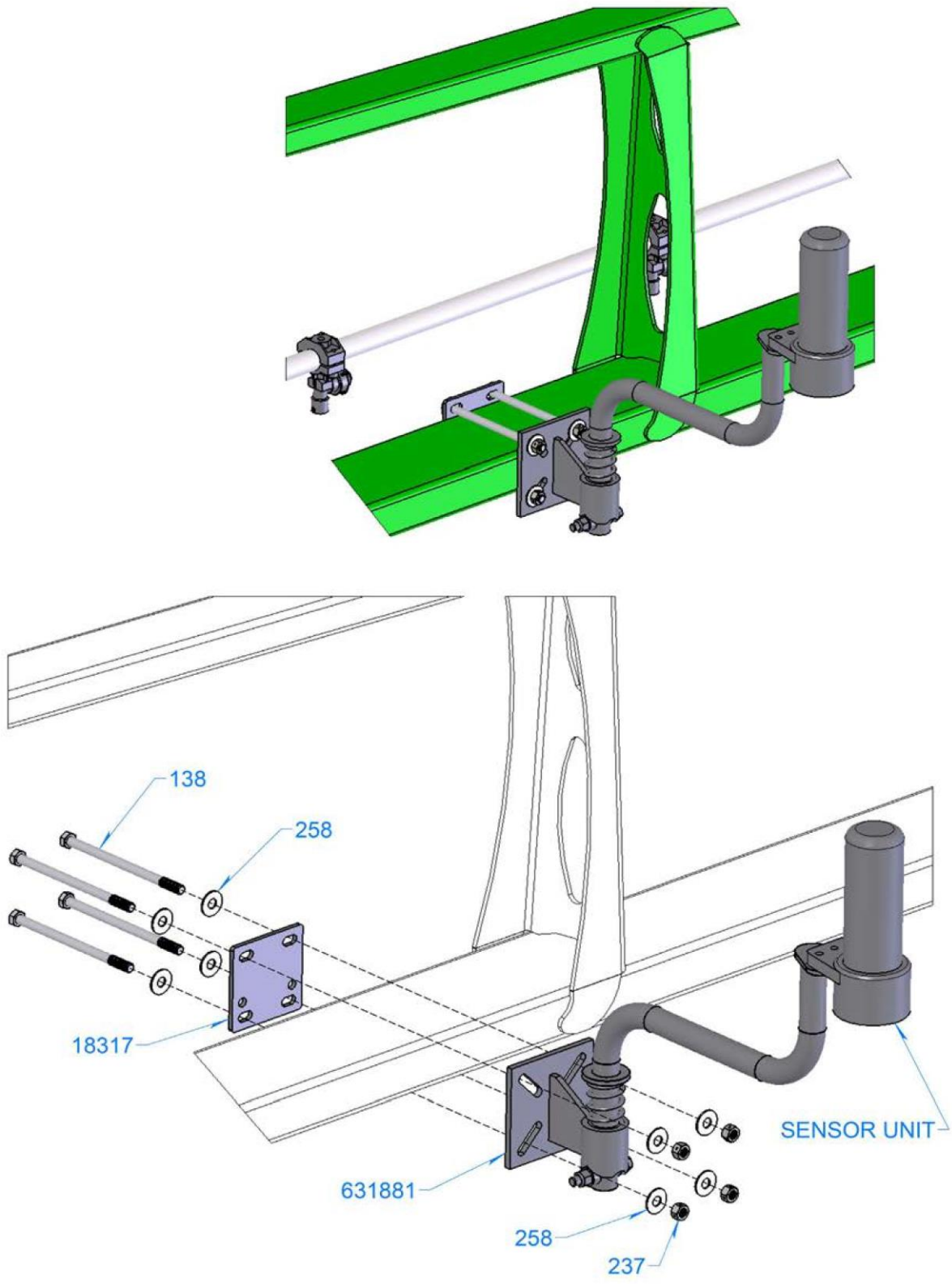


ILLUSTRATED PARTS LIST

Parts List: Raven Sensor Mounts

ITEM	VENDOR PART NO.	PART NO.	QTY.	DESCRIPTION
		128	4	BOLT, HH 3/8-16 X 1 GR5 ZP
		134	2	BOLT, HH 3/8-16 X 4 GR5 ZP
		237	6	NUT, 3/8-16 CENTERLOCK
		258	12	3/8" FLAT WASHER
		16470	1	PLATE, BACKING, MOUNT
		16471	1	MOUNT, AUTO BOOM, RAVEN
		631881	1	RAVEN BRACKET SENSOR MOUNT
	RA0630130026		1	AUTO HEIGHT SENSOR

Raven Sensor Mounts (CONT.)



WET BOOM ASSEMBLY NOT SHOWN FOR CLARITY

FLIP WING SENSOR MOUNT



ILLUSTRATED PARTS LIST

Parts List: Raven Sensor Mounts (CONT.)

ITEM	VENDOR PART NO.	PART NO.	QTY.	DESCRIPTION
		138	4	BOLT, HH 3/8-16 X6 GR5 ZP
		237	4	NUT, 3/8-16 CENTERLOCK
		258	8	3/8" FLAT WASHER
		18317	1	PLATE, BACKING
		631881	1	RAVEN BRACKET SENSOR MOUNT
	RA0630130026		1	AUTO HEIGHT SENSOR

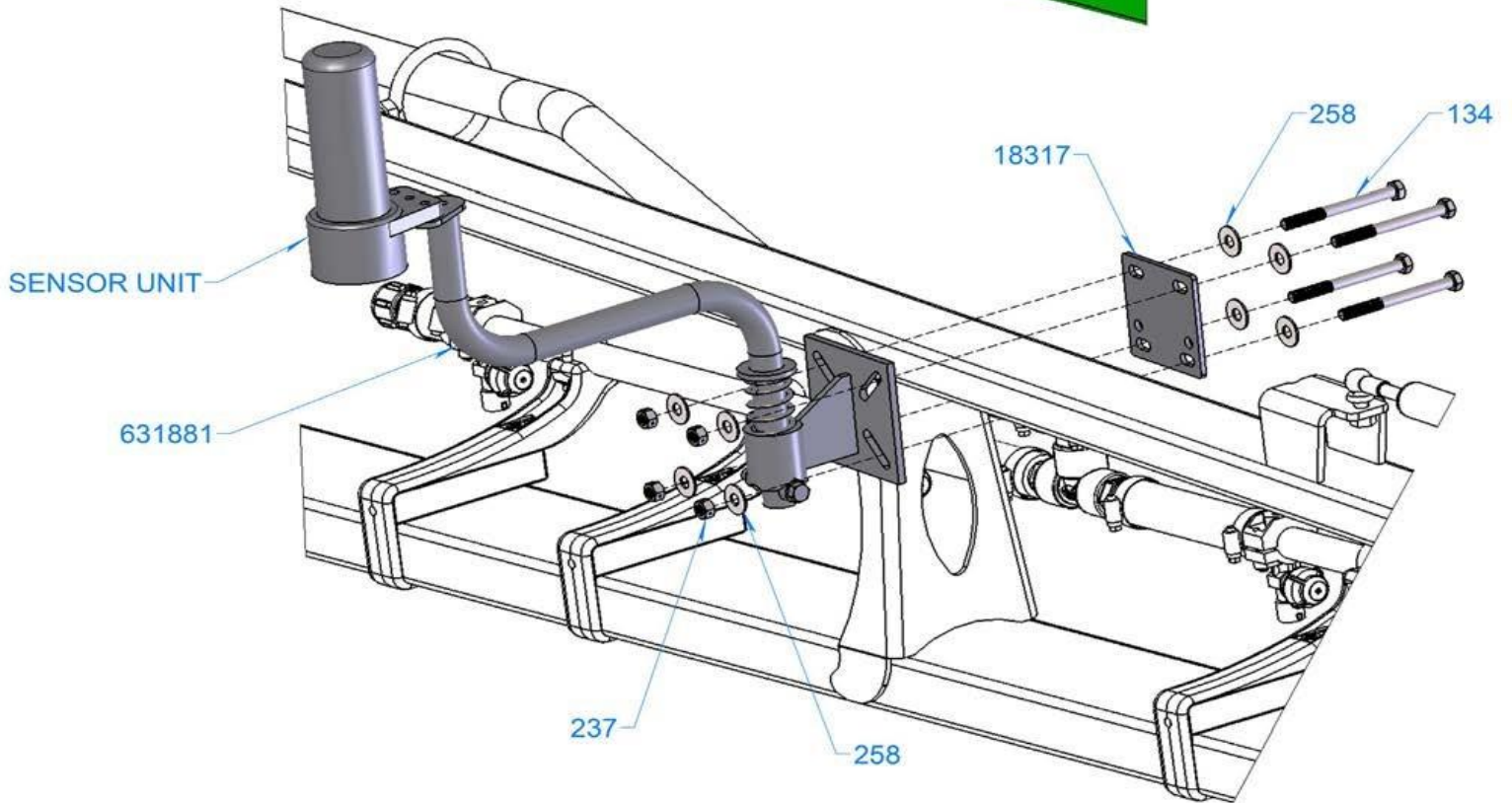
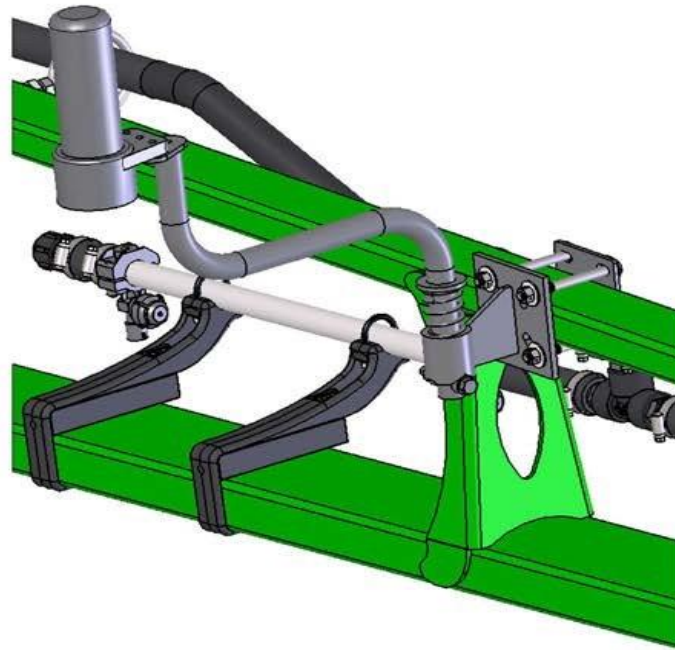


ILLUSTRATED PARTS LIST

Parts List: Raven Sensor Mounts (CONT.)

ITEM	VENDOR PART NO.	PART NO.	QTY.	DESCRIPTION
		129	4	BOLT, HH 3/8-16 X 1-1/2 GR5 ZP
		132	2	BOLT, HH 3/8-16 X 3 GR5 ZP
		237	6	NUT, 3/8-16 CENTERLOCK
		258	12	3/8" FLAT WASHER
		16470	1	PLATE, BACKING, MOUNT
		16471	1	MOUNT, AUTO BOOM, RAVEN
		631898	1	ARM ULTRASONIC SENSOR
	RA0630130026		1	AUTO HEIGHT SENSOR

Raven Sensor Mounts (CONT.)



**SWING WING
SENSOR MOUNT**

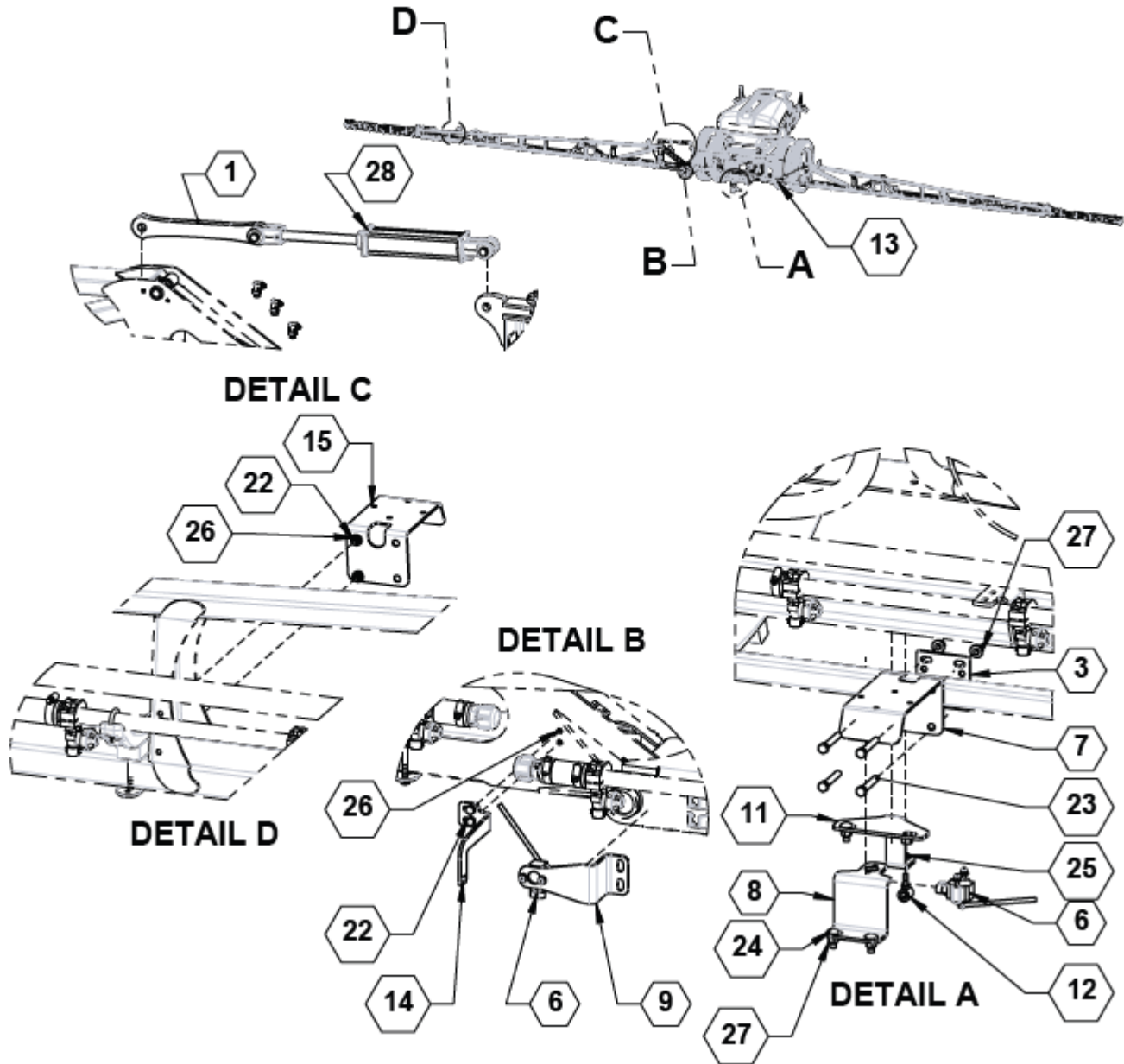


ILLUSTRATED PARTS LIST

Parts List: Raven Sensor Mounts (CONT.)

ITEM	VENDOR PART NO.	PART NO.	QTY.	DESCRIPTION
		134	4	BOLT, HH 3/8-16 X 4 GR5 ZP
		237	4	NUT, 3/8-16 CENTERLOCK
		258	8	3/8" FLAT WASHER
		18317	1	PLATE, BACKING
		631881	1	RAVEN BRACKET SENSOR MOUNT
	RA0630130026		1	AUTO HEIGHT SENSOR

Raven XRT Components, Tri-Fold



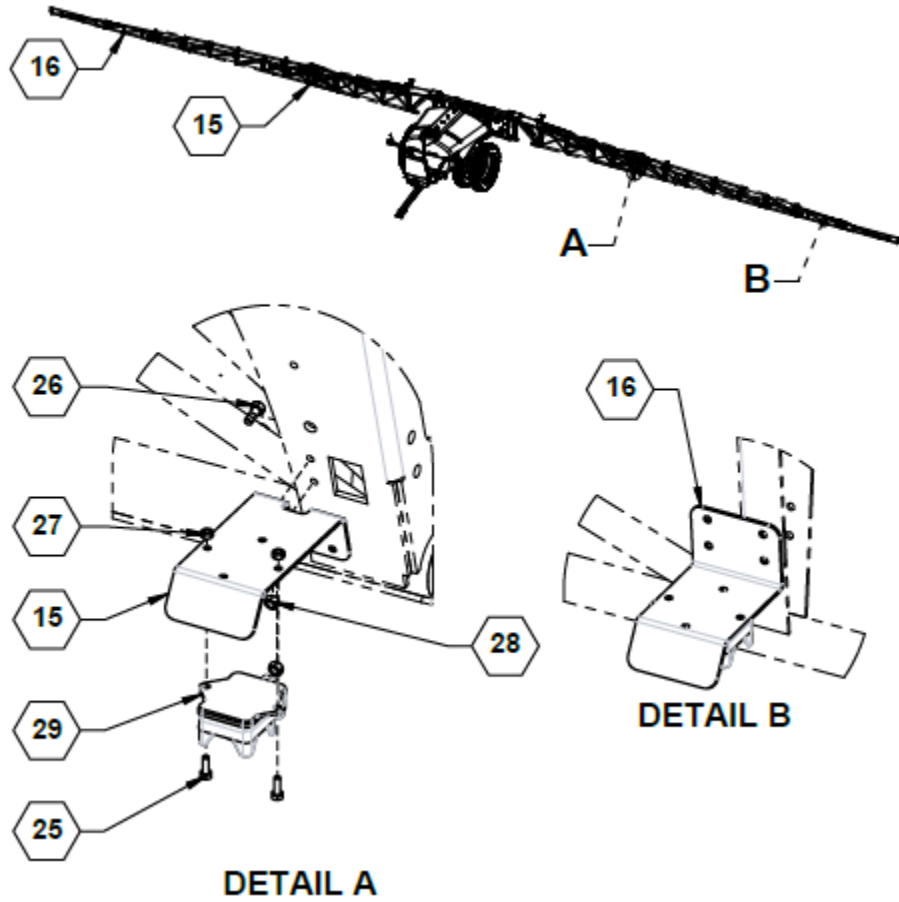


ILLUSTRATED PARTS LIST

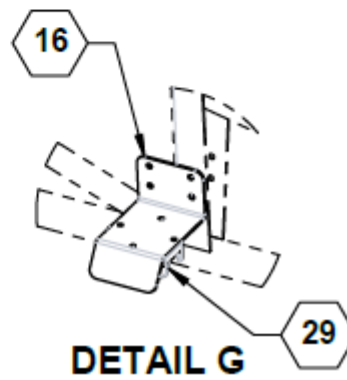
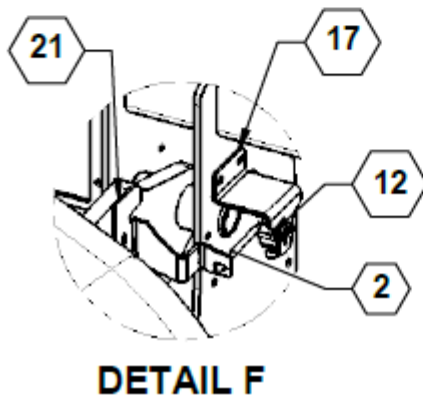
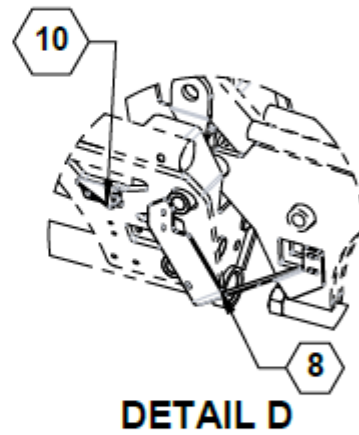
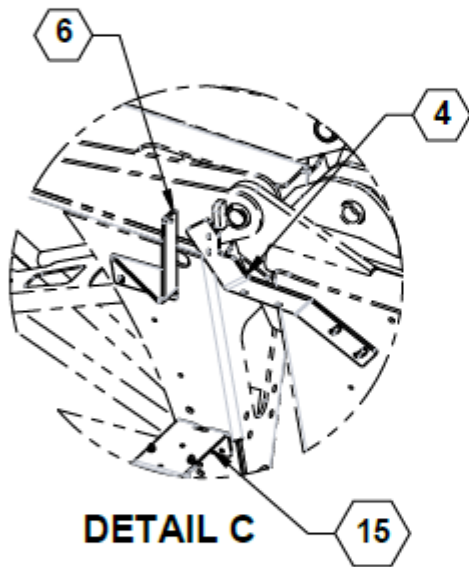
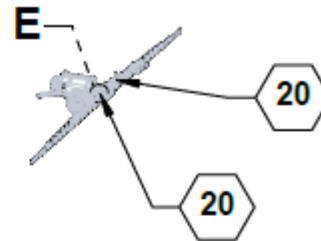
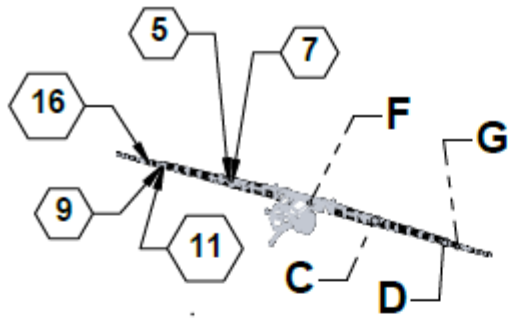
Raven XRT Components, Tri-Fold Parts List 35900

ITEM	PART NO.	QTY.	DESCRIPTION
1	14088	2	LINK, AUTOBOOM/NORAC
2	14461	1	DOM, 11/16"Lg
3	18317BLK	1	PLATE, BACKING
4	22906	3	ROD, ROTARY SENSOR LEVER
5	23976BLK	1	PLATE, RCM MOUNT
6	28853	3	50 DEGREE ROTARY SENSOR
7	28895BLK	1	BRACKET, XRT SENSOR, TRUSS CENTER
8	34701BLK	1	PLATE, SENSATA MOUNT
9	34704BLK	2	PLATE, TILT ROTARY SENSOR
10	34705BLK	2	PLATE, WING TILT SENSOR
11	34719BLK	1	PLATE, ROLL SENSOR
12	34721BLK	1	WLDMNT, SLIDE PIVOT
13	35578	1	TILT SENSOR ROD BRACKET NFT RH
14	35579	1	TILT SENSOR ROD BRACKET NFT LH
15	35691	2	BRACKET, XRT SENSOR, NTF OUTER
16	590272	12	WASHER SAE #10 SS18-8
17	590273	6	SCREW PHIL 10-24 X 1.75 SS18-8
18	590274	6	NUT NYLON 10-24 SS18-8
19	590275	3	SCREW PHIL 3-48 X .625 SS18-8
20	590276	3	NUT NYLON 3-48 SS18-8
21	590277	6	WASHER #3 SS18-8
22	596114M	8	BOLT, HH 5/16-18X3/4 GR5 MAGNI
23	596131M	4	BOLT, HH 3/8-16 X 2-1/2 GR5 MAGNI
24	596592M	4	BOLT, CARRIAGE 3/8-16 X 1 MAGNI
25	596767M	1	NUT, HEX FLANGE 1/4-20 MAGNI
26	596768M	8	NUT, HEX FLANGE 5/16-18 MAGNI
27	596769M	9	NUT, HEX FLANGE 3/8-16 MAGNI
28	620022	2	CYLINDER, 25TD10-112
NS	630036	1	CARTRIDGE, SV10-21-0-N-00 OPEN
NS	630037	1	COIL, 12V OPEN REVERSE FUNCTION
NS	632055	1	CABLE, 17' EXTENSION GEN 1 ISO
NS	632208	1	KIT, XRT AUTOBOOM FOR N/TF

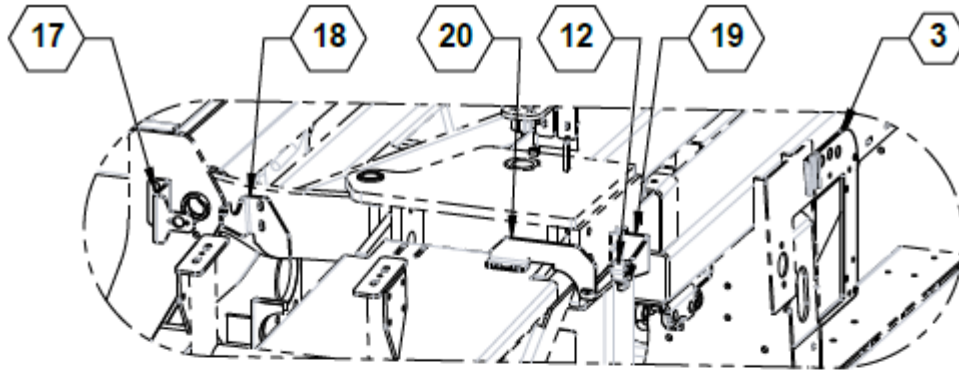
Raven XRT Components, Truss



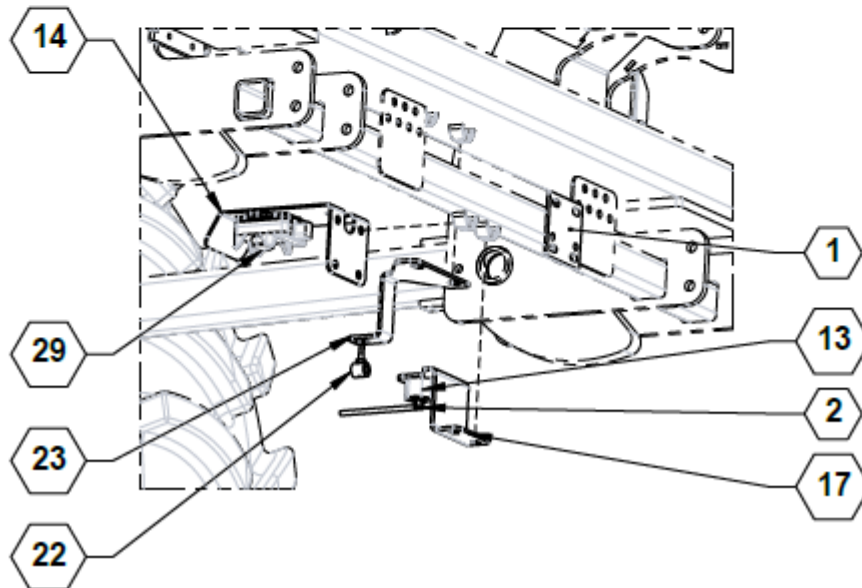
Raven XRT Components, Truss, continued



Raven XRT Components, Truss, continued



DETAIL E



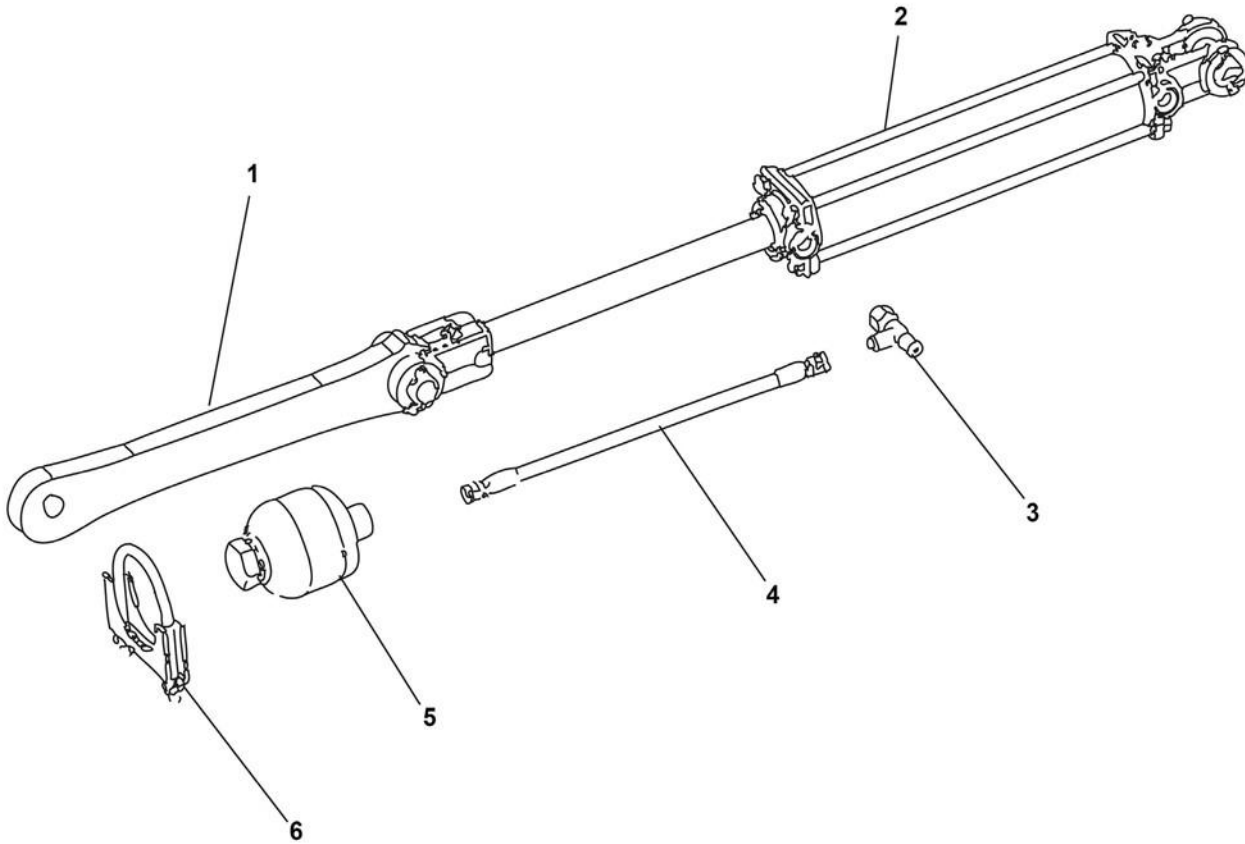


ILLUSTRATED PARTS LIST

Raven XRT Components, Truss Parts List 35901

ITEM	PART NO.	QTY.	DESCRIPTION
1	18317BLK	1	PLATE, BACKING
2	22906	4	ROD, ROTARY SENSOR LEVER
3	23976BLK	1	PLATE, RCM MOUNT
4	28840BLK	1	LH PRIMARY FLIP ROT SENSOR BRCKT
5	28841BLK	1	BRACKET, RH PRIMARY FLIP ROTARY SENSOR
6	28842BLK	1	BRACKET, LH PRIMARY FLIP SENSOR ROD
7	28843BLK	1	BRACKET, RH PRIMARY FLIP SENSOR ROD
8	28844	1	BRACKET, LH 2ND FLIP ROTARY SENSOR
9	28845	1	BRACKET, RH 2ND FLIP ROTARY SENSOR
10	28846	1	BRACKET, LH 2ND FLIP SENSOR ROD
11	28847	1	BRACKET, RH 2ND FLIP SENSOR ROD
12	28889	4	SENSOR, ROTARY, 180 DEGREE WITH DRILLED HOLE
13	28894	1	SENSORY, ROTAY, 270 DEGREE W/ DRILLED HOLE
14	28895BLK	1	BRACKET, XRT SENSOR, TRUSS CENTER
15	28896	2	BRACKET, XRT SENSOR, TRUSS INNER WING
16	28897	2	BRACKET, XRT SENSOR, TRUSS OUTER WING
17	34701BLK	3	PLATE, SENSATA MOUNT
18	34703	1	PLATE, MAIN LIFT SENSOR
19	34704BLK	2	PLATE, TILT ROTARY SENSOR
20	34705BLK	2	PLATE, WING TILT SENSOR
21	34717	1	PLATE, MAIN LIFT SENSOR
22	34721BLK	2	WLDMNT, SLIDE PIVOT
23	35901	1	PLATE, ROLL SENSOR
25	596101M	2	BOLT, HH 1/4-20 X 3/4 GR5 MAGNI
26	596114M	4	BOLT, HH 5/16-18X3/4 GR5 MAGNI
27	596235M	2	NUT, CENTERLOCK, 1/4-20 MAGNI
28	596236M	4	NUT, CENTERLOCK, 5/16-18 MAGNI
29	632209	5	SENSOR, XRT

Wing Tilt Options



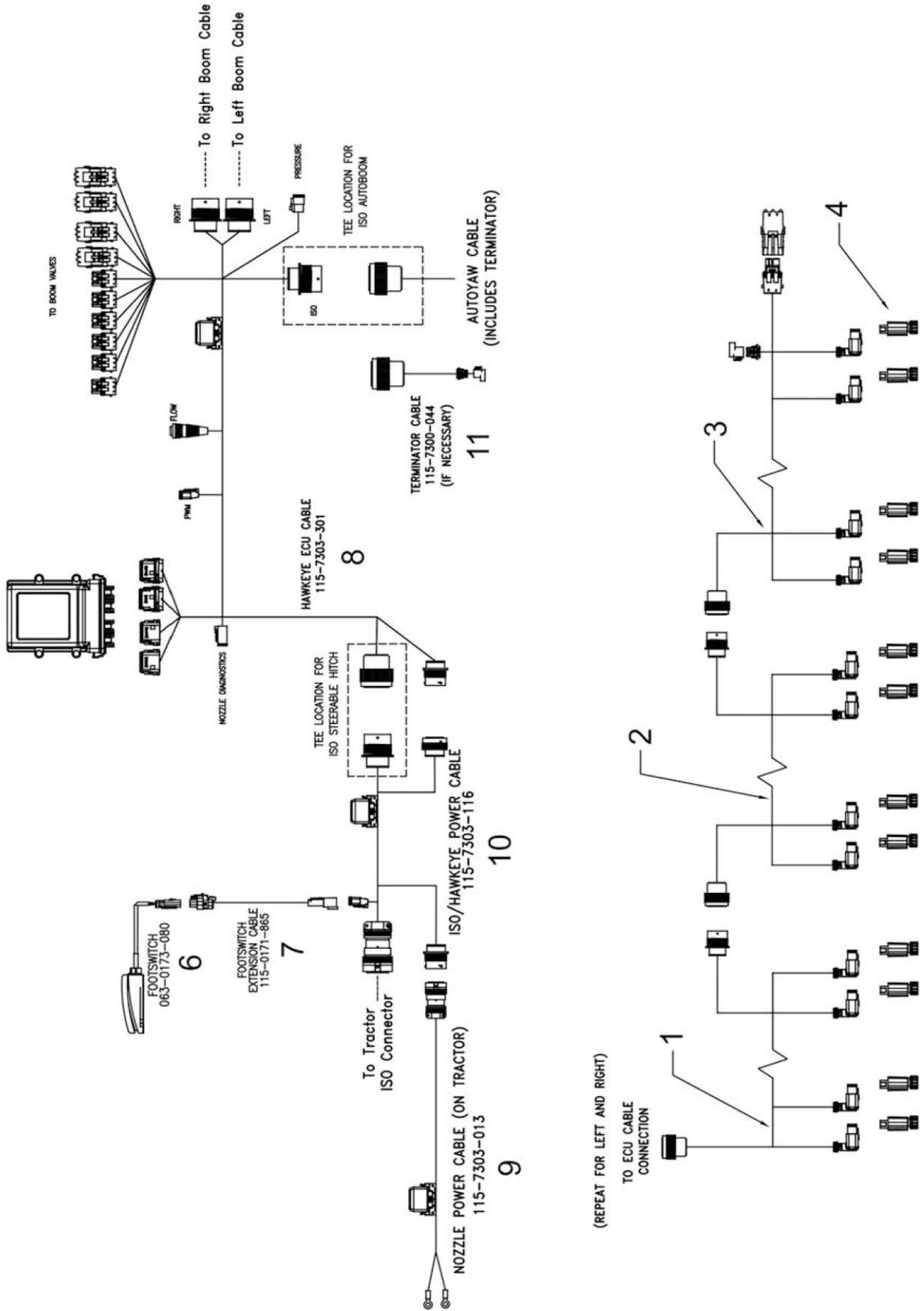
Parts List: Wing Tilt Options

ITEM	PART NO.	DESCRIPTION	QTY.	60' BOOM	80' - 90' BOOM	100' BOOM
	CUSHIONED TILT					
1	14088	LINK, NORAC	1			
2	620022	CYLINDER 25TD10-112 60' - 90' WINGS	1	1	1	
2	620020	CYLINDER 30TD10-125 100' WINGS				1
3	610027	TEE JIC #6	1			
4	600018	HOSE, HYDRAULIC 3/8 X #6 JIC	1			
5	630002	ACCUMULATOR 21 CU"	1			
6	540033	CLAMP 3.5 ACCUMULATOR	1			
	NON-CUSHIONED TILT					
1	14088	LINK, NORAC	1			
2	620022	CYLINDER 25TD10-112 60' - 90' WINGS		1	1	
2	620020	CYLINDER 30TD10-125 100' WINGS				1

Raven Hawkeye

HAWKEYE ON FAST SPRAYERS

HAWKEYE ECU 5
063-0173-704



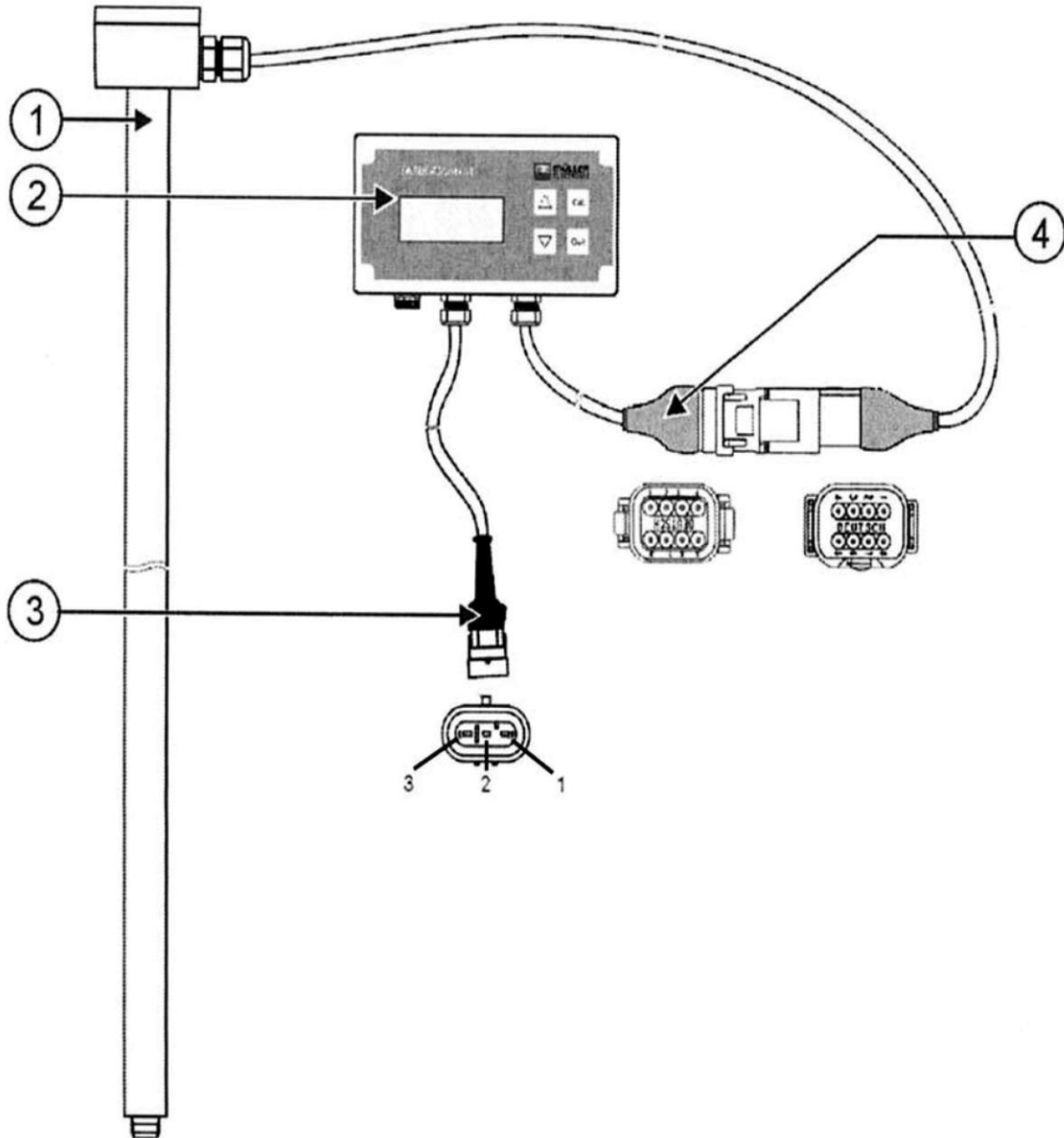


ILLUSTRATED PARTS LIST

Parts List: Raven Hawkeye

ITEM	VENDOR PART NO.	PART NO.	QTY.	DESCRIPTION
1	RA115-7303-105	RA1157303105	2	CABLE, PRIMARY BOOM, 90' BOOM, 20" SPACING & 120' BOOM, 20" SPACING
1	RA115-7303-336	632002	2	CABLE, PRIMARY BOOM, 120' BOOM, 15" SPACING
1	RA115-7303-333	RA1157303333	2	CABLE, PRIMARY BOOM, 132' BOOM, 22" SPACING
2	RA115-7303-340	RA1157303340	2	CABLE, MID BOOM, 90' BOOM, 20" SPACING
2	RA115-7303-337	632003	2	CABLE, MID BOOM, 120' BOOM, 15" SPACING
2	RA115-7303-106	RA1157303106	2	CABLE, MID BOOM, 120' BOOM, 20" SPACING
2	RA115-7303-334	RA1157303334	2	CABLE, MID BOOM, 132' BOOM, 22" SPACING
3	RA115-7303-338	632004	2	CABLE, OUTER BOOM, 120' BOOM, 15" SPACING
3	RA115-7303-341	RA1157303341	2	CABLE, OUTER BOOM, 90' BOOM, 20" SPACING
3	RA115-7303-122	RA1157303122	2	CABLE, OUTER BOOM, 120' BOOM, 20" SPACING
3	RA115-7303-335	RA1157303335	2	CABLE, OUTER BOOM, 132' BOOM, 22" SPACING
4	RA06-30173-673	RA0630173673	*	VALVE, HAWKEYE NOZZLE, ARAG/HYPRO
4	RA06-30173-672	631984	*	VALVE, HAWKEYE NOZZLE, TEE JET
4	RA063-0173-674	RA0630173674	*	VALVE, HAWKEYE NOZZLE, WILGER
4			*	90' 20" (QTY 54), 120' 15" (QTY 96), 120' 20" (QTY 72), 132' 22" (QTY 72)
5	RA063-0173-704	631983	1	ISO PRODUCT CONTROLLER II ECU
6	RA063-0173-080	631856	1	SWITCH ASSEMBY FOOT ISO PRODUCT CONTROL
7	RA115-0171-865	631857	1	CABLE, FOOT SWITCH ISO PRODUCT CONTROL
8	RA115-7303-301	632001	1	CABLE, HAWKEYE ECU
9	RA115-7303-013	632000	1	CABLE, NOZZLE POWER
10	RA115-7303-116	631992	1	CABLE, 17' ISO/HAWKEYE POWER
11	RA115-7300-044	631996	1	CABLE, GEN 3 TO ACTIVE TERMINAL, TERMINATOR INCLUDED
11	RA063-0172-964	RA0630172964	1	TERMINATOR, FOR 631996 (RA1157300044)
N/S	RA115-7303-168	RA1157303168	1	CABLE, 2' ECU POWER
N/S	RA115-7303-148	RA1157303148	4	CABLE, 6' EXTENSION
N/S	RA115-0171-810	632047	1	CABLE, 10' 2P EXTENSION
N/S	RA115-7303-260	RA1157303260	1	CABLE, 15' ECU NOZZLE
N/S	RA115-7303-159	RA1157303159	1	CABLE, 4 NOZZLE HAWKEYE
N/S	RA115-7305-160	RA1157305160	1	CABLE, 5 NOZZLE HAWKEYE
N/S	RA115-7305-161	RA1157305161	4	CABLE, 10 NOZZLE HAWKEYE
N/S	RA115-7303-156	RA1157303156	2	CABLE, FENCE ROW
N/S	RA117-6020-005	631962	1	KIT, FOLD SWITCH BOX, ISO, 132' TRUSS BOOM, 22" SPACING
N/S	RA117-1005-114	632014	1	KIT, HAWKEYE FAST 9500T, 120' TRUSS BOOM, 20" SPACING
N/S	RA117-1005-056	631985	1	KIT, HAWKEYE SYSTEM SERVICE TEE JET
N/S	RA117-1005-112	632081	1	KIT, HAWKEYE, 90' BOOM, 20" SPACING
N/S	RA117-1005-113	RA1171005113	1	KIT, HAWKEYE, 120' TRUSS BOOM, 15" SPACING
N/S	RA117-1005-115	632108	1	KIT, HAWKEYE, 132' TRUSS BOOM, 22" SPACING
N/S	RA117-0138-066	631955	1	KIT, INSTALLATION, ISO ULTRAGLIDE
N/S		530401	1	NIPPLE, 1/4 X 1/4" MPT, POLY
N/S	RA115-7305-139	RA1157305139	1	NOZZLE JUMPER
N/S	RA422-0000-119P	632036	1	PRESSURE TRANSDUCER, 1-5V 0-250
N/S		530400	1	TEE, 1/4" FPT, POLY

Electronic Sight Gauge

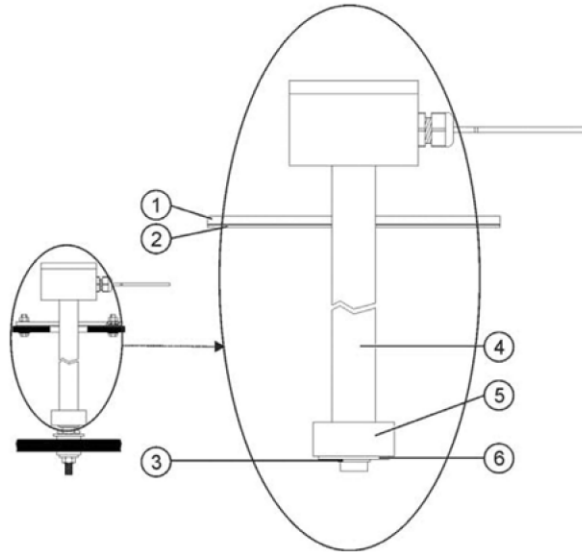


Parts List: Electronic Sight Gauge

ITEM	PART NO.	QTY.	DESCRIPTION
1		1	SENSOR
2		1	DISPLAY
3		1	POWER LEAD
4		1	SENSOR PLUG
NS	632147		COMPLETE KIT - 1350 GALLON
NS	931933		COMPLETE KIT - 1800 GALLON
NS	632149		COMPLETE KIT - 2400 GALLON
NS	931936		SIGHT GAUGE FLANGE KIT

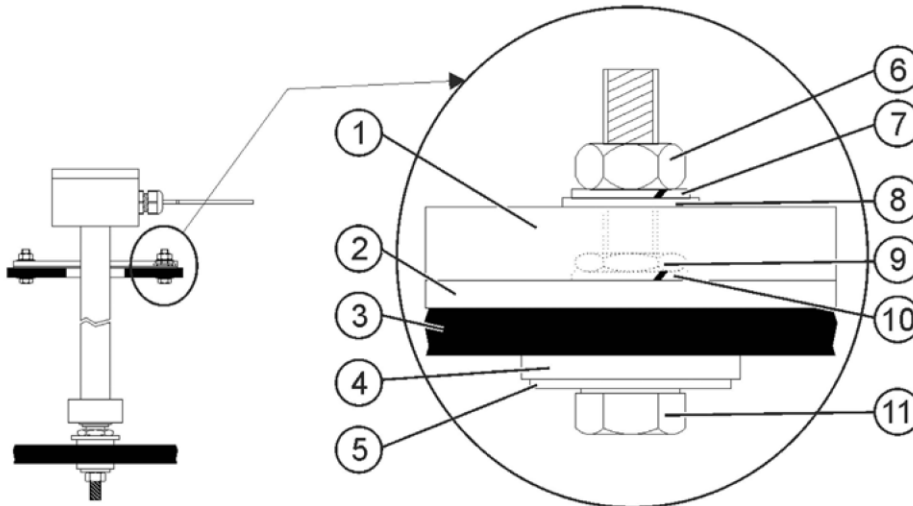
Electronic Sight Gauge – Sensor Tube

PREPARE THE SENSOR TUBE



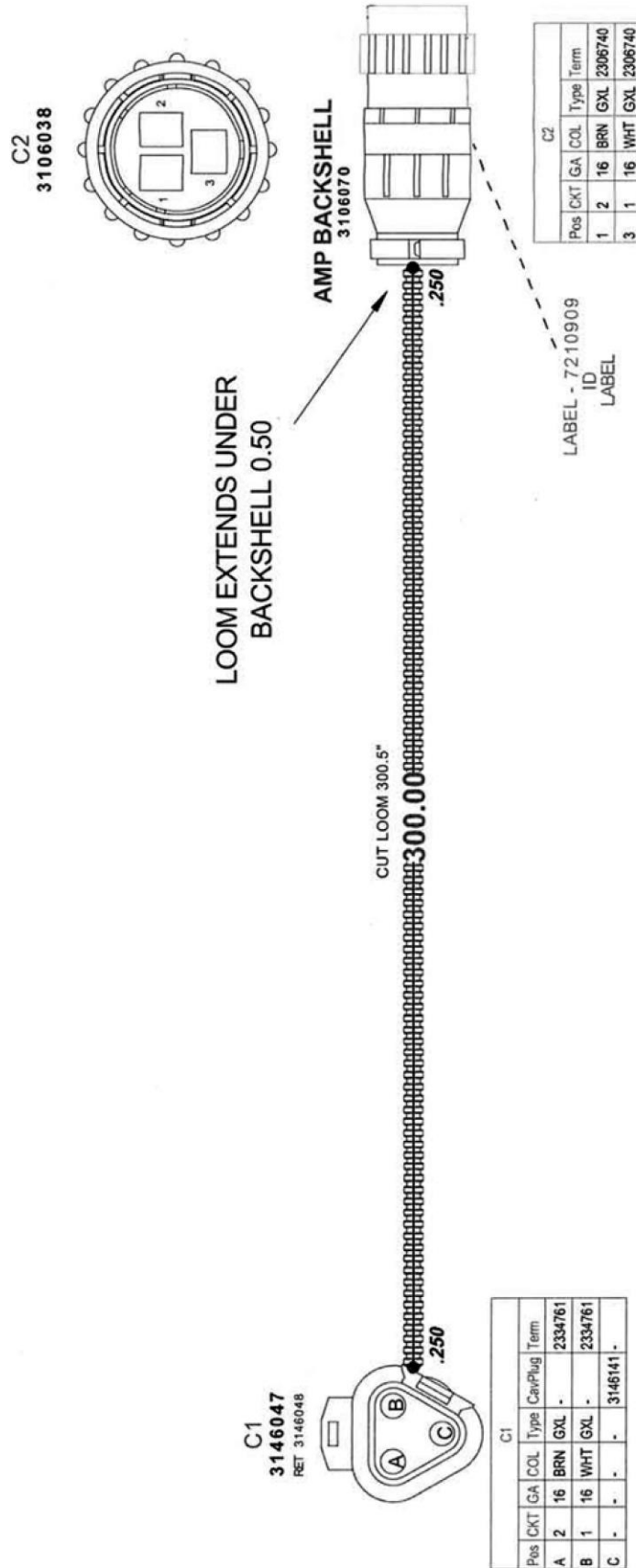
Item	Vendor Part #	Fast Part #	Description	Qty.
1			Flange	1
2			Viton Gasket	1
3			Locking Ring	1
4			Sensor Tube	1
5			Float	1
6			Washer 24.2 x 12.2	1

INSTALL THE SENSOR TUBE



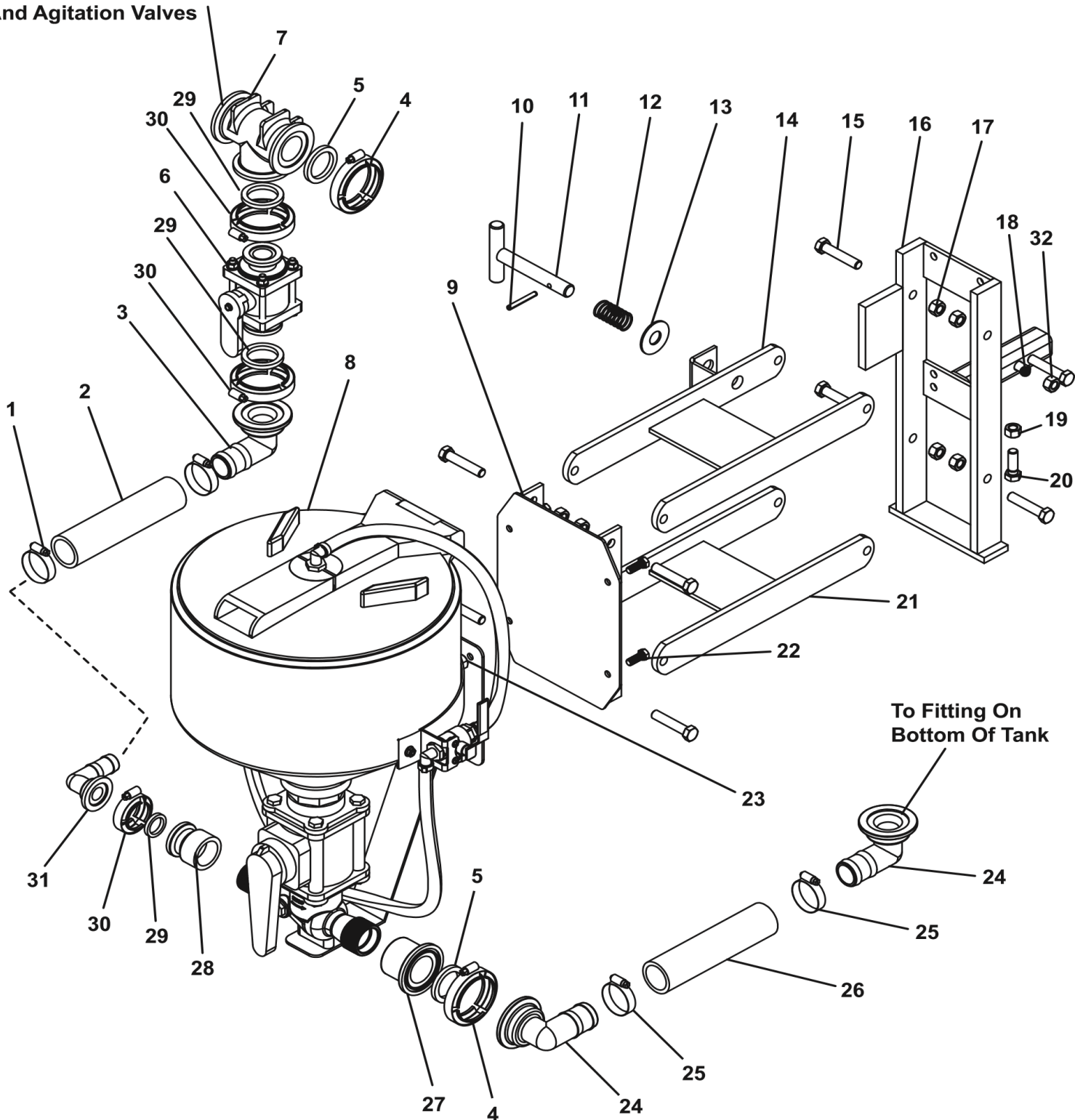
Item	Vendor Part #	Fast Part #	Description	Qty.
1			Tube Socket	1
2			Viton Gasket 25 x 6	1
3			Base of Tank	1
4			Viton Gasket 25 x 6	1
5			Wahser A6.4	1
6			Nut M6	1

Electronic Sight Gauge – Power Cable (632150)



HYPRO Cleanload Eductor & Mounting, 5.8 Gallon

Installs In Line With Rinse
And Agitation Valves



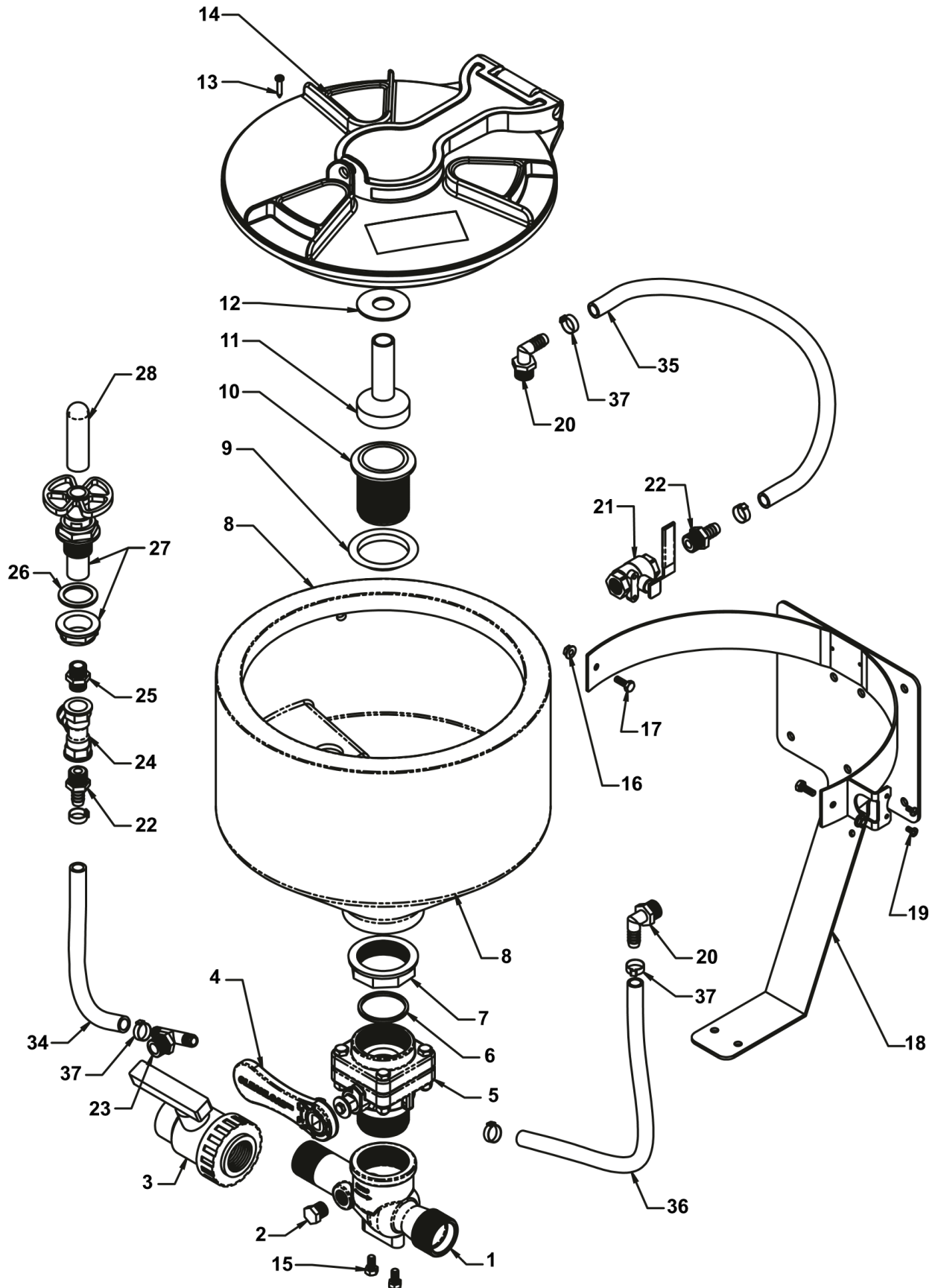


ILLUSTRATED PARTS LIST

Parts List: HYPRO Cleanload Eductor & Mouting, 5.8 Gallon

ITEM	VENDOR PART NO.	PART NO.	QTY.	DESCRIPTION
1	64020H	540015	2	CLAMP, HOSE 1.25"
2	1-1/4BH200	510013	6.5	HOSE, SPRAY 1.25 EDPM
3	M100125BRB90	530065	2	MANIFOLD ELBOW 1 X 1.25 HB
4	FC200	540001	3	MANIFOLD CLAMP 1" STANDARD PORT
5	150G	530014	3	GASKET 1" STANDARD PORT
6	MV100CF	500005	1	MANIFOLD VALVE STANDARD PORT
7	M200100TEE	530075	1	MANIFOLD TEE
8	3375P-05T5-05	570039	1	HYPRO CLEADLOAD EDUCTOR, 5.8 GALLON
9		9250	1	PLATE ADAPTER
10		687	1	PIN, SPRING 1.25 X 2" ZP
11		7981	1	HANDLE TEE
12	67	790001	1	SPRING, CENTURY 2" FREE LENGTH
13		262	1	WASHER, FLAT 3/4"ZP
14		7928	1	LINK, UPPER
15		153	8	BOLT, HH 1/2 X 1.5 GR5 ZP
16		11632	1	BACK PLATE
17		231	8	NUT, HH 1/2" NYLOCK ZP
18		154	1	BOLT, HH 1/2 X 2.5 GR5 ZP
19		223	1	NUT, HH 1/2" JAM ZP
20		152	1	BOLT, HH 1/2 X 1" GR5 ZP
21		7925	1	LINK, LOWER
22		128	4	BOLT, HH 3/8 X 1" GR5 ZP
23		769	4	NUT, HH 3/8 " WHIZLOCK ZP
24	M200150BRB90	530080	2	MANIFOLD ELBOW 2 X 1.5" HB
25	64024H	540016	2	CLAMP, HOSE 1.5"
26	1-1/2 BH200	510014	5	HOSE, SPRAY 1.5 EDPM
27	CP46066-PP	530196	1	MANIFOLD ADAPTER 2 X 1.5 FPT
28	CPC45512-PP	530194	1	MANIFOLD ADAPTER 2 X 1.25 FPT
29	100G	530008	3	GASKET 1"
30	FC100	540000	3	MANIFOLD CLAMP 1"
31	M100125BRB90	530065	1	MANIFOLD ELBOW 1 X 1.25" HB
32		771	8	1/2" WIZLOCK NUT

HYPRO Cleanload Eductor, 5.8 Gallon





ILLUSTRATED PARTS LIST

Parts List: HYPRO Cleanload Eductor, 5.8 Gallon

ITEM	VENDOR PART NO.	QTY.	DESCRIPTION
1	3371-0034S	1	CLEANLOAD EDUCTOR
2	3F12	11	PLUG, 1/2"
3	4541135N	1	BALL VALVE, 1-1/4 SINGLE UNION
4	2800-0027	1	HANDLE, CLEANLOAD
5	9950-0043	1	BALL VALVE
6	1700-0045	1	GASKET: 2" BSP
7	205070	1	LOCKING RING, 2"
8	1530-0016	1	TANK, 5.8 GALLON
9	2270-0119	1	GASKET: 2", TAPERED
10	220070	1	DRAIN HEAD, 2"
11	510120	1	TANK RINSE
12	1410-0112	1	SLINGER RING
13	2210-0133	8	SCREW, #6 X 1"
14	TL12-0006	1	TANK LID
15	2210-0003	2	BOLT, 5/16-18 X 5/8
16	2250-0077	2	NUT, FLANGED 1/4-20
17	2210-0134	2	BOLT, 1/4-20 X 3/4 SS
18	1510-0103	1	FRAME, BACK MOUNT (SHOWN)
19	2210-0132	2	SCREW, 10-24 X .375
20	3EL12	2	HB ELBOW 1/2"
21	78-12	1	VALVE, SSTANK RINSE
22	3A12	2	HB, 1/2 MNPT
23	3T12T	1	HB TEE, 1/2 MNPTTO 1/2 HB
24	3TT12	1	TEE, 1/2 FNPT
25	3M12	1	NIPPLE, 1/2"
26	G40004	1	GASKET, 1"
27	C-510100	1	VALVE, BOTTLE RINSE BASE ASSY.
28	510110	1	BOTTLE RINSE HEAD
34	2900-0072	1	HOSE, BOTTLE RINSE, 1/2" EPDM
35	2900-0073	1	HOSE, TANK RINSE, 1/2" EPDM
36	2900-0074	1	HOSE, VALVE FEEDER, 1/2" EPDM
37	10500013	6	HOSE CLAMP, 1/2"
N/S	6031-0378	1	LABEL/INSTRUCTIONS

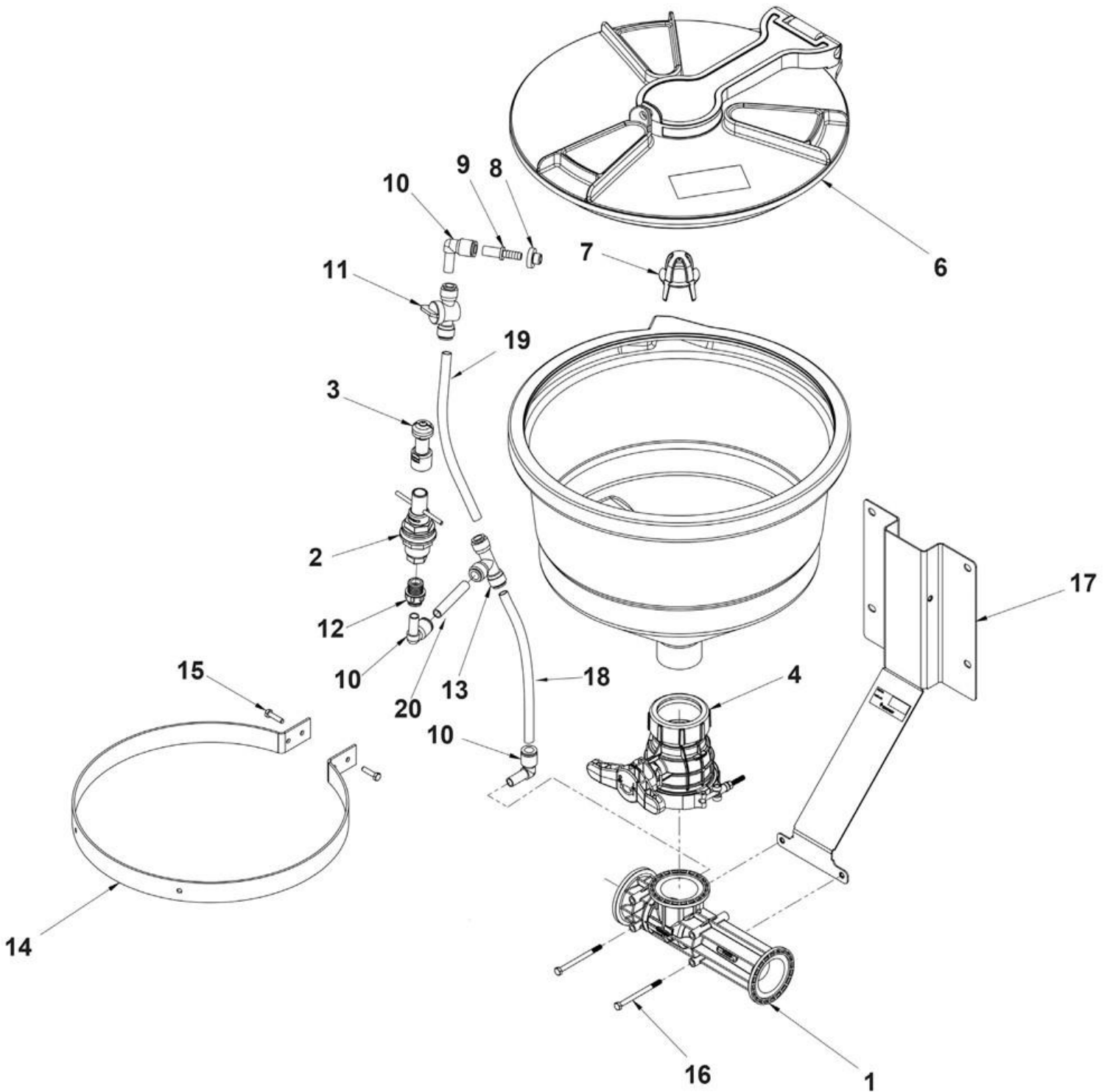


ILLUSTRATED PARTS LIST

Parts List: HYPRO Cleanload Eductor & Mouting, 7.5 Gallon

ITEM	PART NO.	QTY.	DESCRIPTION
NS	800015	1	DECAL, INDUCTOR
NS	540051	2	P CLAMP, 2" HOSE 2"
1	540015	2	CLAMP, STAINLESS 1-1/4" #20
2	510015	6	HOSE, 1-1/4" EPDM
4	540001	3	CLAMP, 2" STANDARD WORM SCREW
5	530014	3	1-1/2" EPDM GASKET
6	500005	1	VALVE, 1" FULL PORT WITH C-F
7	530075	1	2" STANDARD PORT X 1" FLANGED
8	570119	1	TANK CLEANLOAD EDUCTOR 7.5 GALLON
9	16560BLK	1	MOUNT, HYPRO ENDUCTOR
10	687	1	PIN, SPRING 1.25 X 2" ZP
11	7981BLK	1	HANDLE, T SHAPED
12	790001	1	SPRING, INDUCTOR LATCH
13	262	1	WASHER, FLAT 3/4" ZIP
14	7928BLK	1	LINK, ENDUCTOR, UPPER
15	153	8	BOLT, HH 1/2 X 1.5 GR5 ZP
16	11632BLK	1	MOUNT PLATE, BACK 9500 TRAILER
17	231	8	NUT, HH 1/2" NYLOCK ZP
18	154	1	BOLT, HH 1/2 X 2.5 GR5 ZP
19	223	1	NUT, HH 1/2" JAM ZP
20	152	1	BOLT, HH 1/2 X 1" GR5 ZP
21	7925BLK	1	LINK, ENDUCTOR, LOWER
22	128	4	BOLT, HH 3/8 X 1" GR5 ZP
23	769	4	NUT, HH 3/8 " WHIZLOCK ZP
24	530080	1	2" SP FLANGE X 1-1/2" HOSE BARB - 90°
25	540016	2	CLAMP, STAINLESS 1-1/2" #24
26	510014	5	HOSE, 1-1/2" EPDM
27	530079	1	2" MANIFOLD X 1-1/2" HOSE BARB
28	530076	1	2" MANIFOLD X 1-1/4" HOSE BARB
29	530068	2	1" EPDM GASKET FOR MANIFOLD
30	540000	2	CLAMP, 1" WORM SCREW
31	530065	1	1" FLANGE X 1-1/4" HOSE BARB - 90°
32	771	8	1/2" WIZLOCK NUT
33	530388	2	2" FP FLANGE X 2" STANDARD FLANGE SWP
34	540002	2	CLAMP, 2" FULL WORM SCREW
35	530019	2	2" EPDM GASKET

HYPRO Cleanload Eductor, 7.5 Gallon



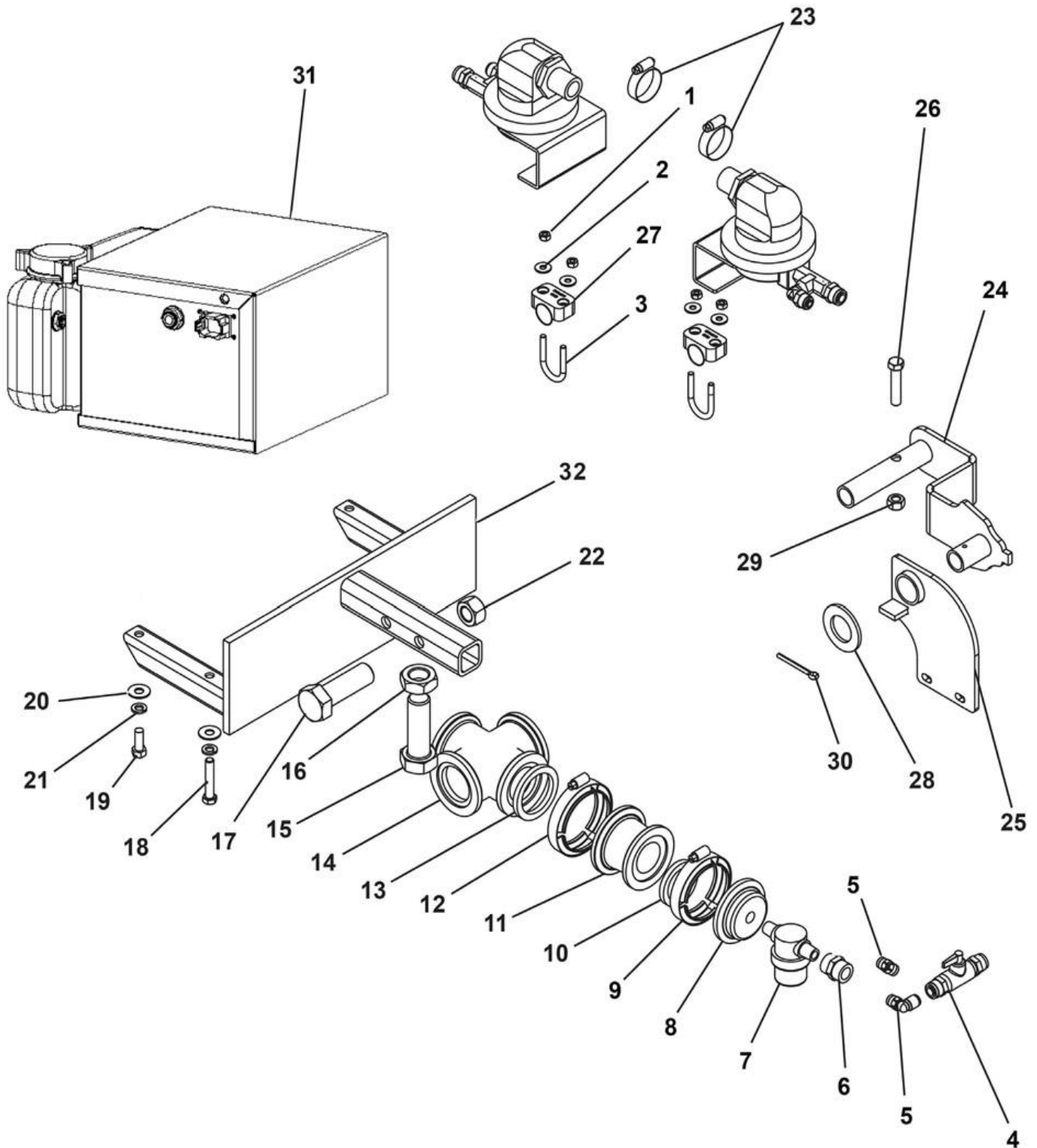


ILLUSTRATED PARTS LIST

Parts List: HYPRO Cleanload Eductor, 7.5 Gallon

ITEM	VENDOR PART NO.	PART NO.	QTY.	DESCRIPTION
0		570119	1	EDUCTOR COMPLETE
1	3371-0038R		1	EDUCTOR
2	PV1/2F1/2M-MA		1	PROCLEAN CONTAINER RINSE
3	PC1/2F-36075		1	NOZZLE, PROCLEAN CONTAINER RINSE
4	7250-5000		1	TANK VALVE
6	TL16-0006		1	LID KIT
7	3350-0180		1	STRAINER
8	1700-0253		1	GROMMET
9	2404-0413		1	HOSE BARB FITTING
10	2404-0414		1	ELBOW FITTING (1/2")
11	3305-0113		1	TWO-WAY VALVE (1/2")
12	2404-0386		1	FITTING
13	2404-0415		1	TEE FITTING (1/2")
14	1510-0128		1	MOUNTING RING
15	2210-0201		2	HEX BOLT, M6X1X25
16	2210-0200		2	HEX BOLT, M6X1X80
17	1510-0127		1	BRACKET
18	3430-0833		1	TUBE KIT (INCLUDES ITEMS 18 - 20, SCREW AND CLAMP)
19	3430-0833		1	TUBE KIT (INCLUDES ITEMS 18 - 20, SCREW AND CLAMP)
20	3430-0833		1	TUBE KIT (INCLUDES ITEMS 18 - 20, SCREW AND CLAMP)

Richway Direct Injection Foamer & Mounting



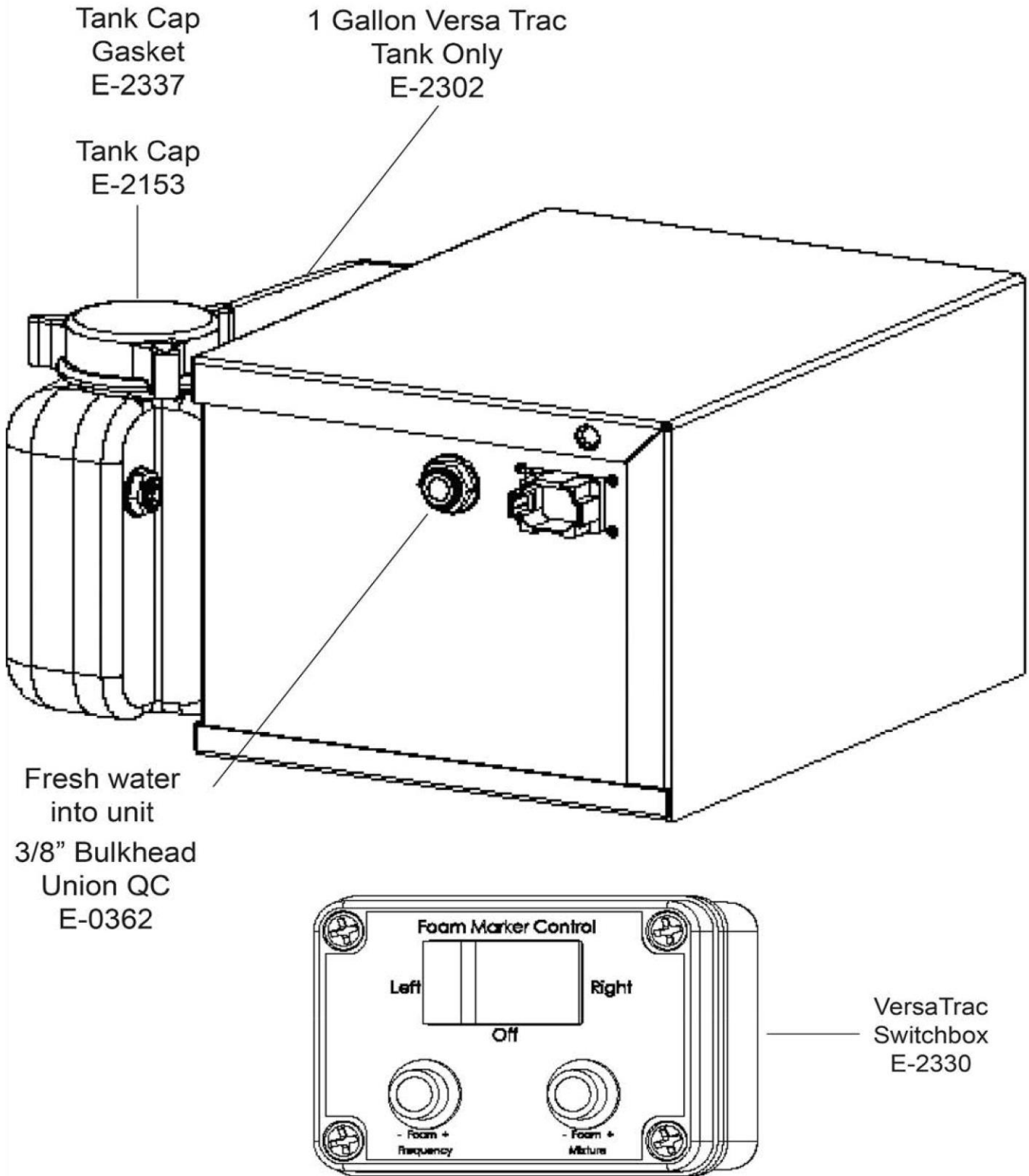


ILLUSTRATED PARTS LIST

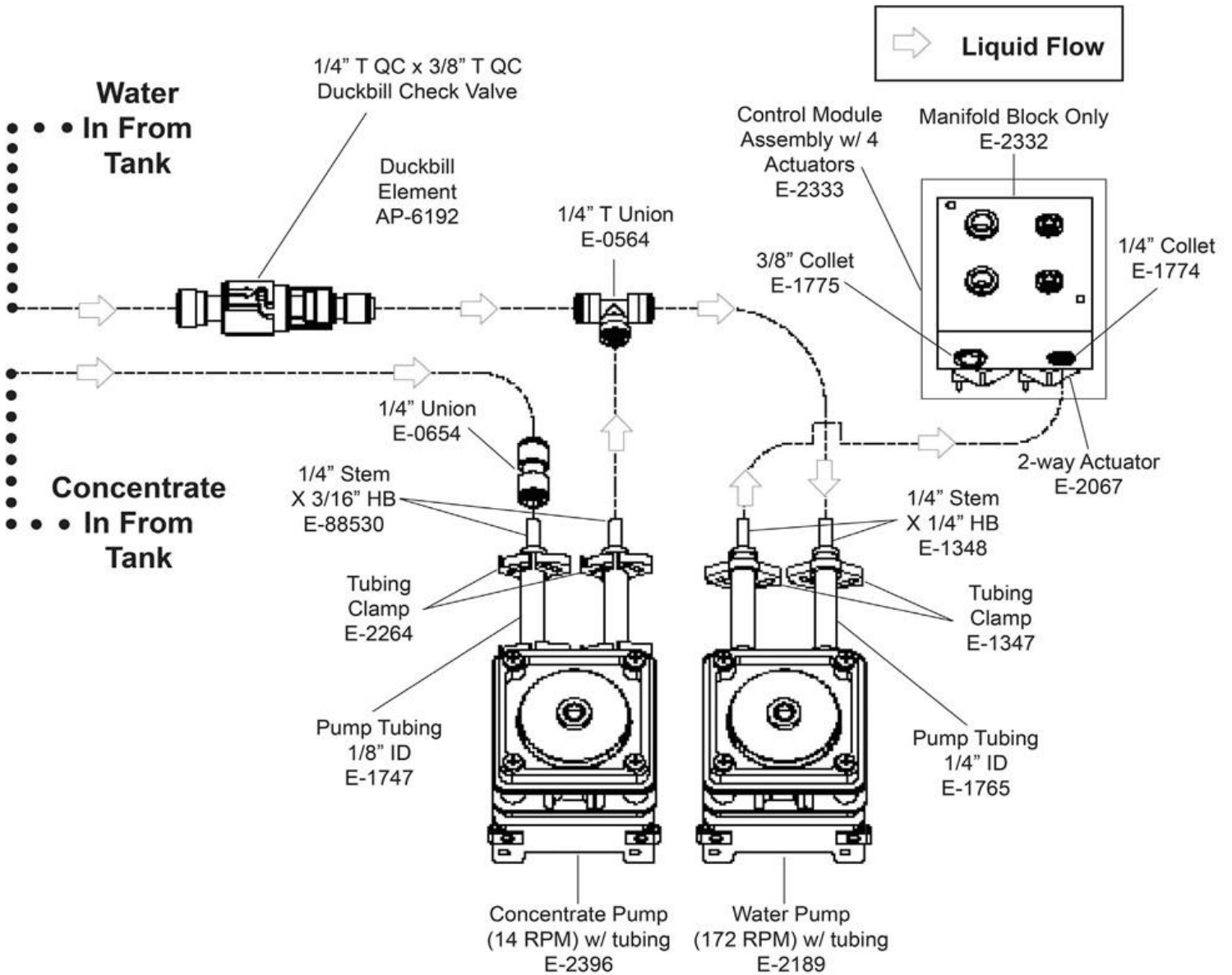
Parts List: Richway Direct Injection Foamer & Mouting

ITEM	VENDOR PART NO.	PART NO.	QTY.	DESCRIPTION
1		647	8	NUT, HH 1/4" NYLOCK SS
2		663	8	WASHER, FLAT 1/4" SS
3	2M1473140	590048	4	U-BOLT 1/4 X 1.5 SS
4	44103289	530007	1	VALVE, SHUT OFF 3/8 Q-LOCK
5	44103231	530006	1	Q-LOCK ADAPTER FITTING 3/8" 90°
5		530002	1	3/8"X3/8" MALE CONNECTOR
6	3FC38	530217	1	COUPLER, 3/8" FPT
7	RVM66NE40C	530000	1	STRAINER 40 MESH 3/8" MPT
8	M200PLG038	530095	1	MANIFOLD PLUG X 3/8" FPT
9	FC200	540001	1	MANIFOLD CLAMP 2" STANDARD PORT
10	150G	530014	1	GASKET 2" STANDARD PORT
11	M220200CPG	530102	1	MANIFOLD COUPLING 2" FULL PORT X 2" STANDARD PORT
12	FC220	540002	1	MANIFOLD CLAMP 2" FULL PORT
13	200G	530019	1	GASKET 2" FULL PORT
14		530107	1	MANIFOLD CROSS, 2" FULL PORT
15		152	1	BOLT, HH 1/2 X 1 GR5 ZP
16		223	1	NUT, HH 1/2" JAM ZP
17		156	1	NUT, HH 1/2 X 3" GR5 ZP
18		130	2	BOLT, HH 3/8 X 2" GR5 ZP
19		128	2	BOLT, HH 3/8 X 1" GR5 ZP
20		250	4	WASHER, LOCK 3/8 ZP
21		258	4	WASHER, FLAT 3/8 ZP
22		771	1	NUT, HH 1/2" WHIZLOCK ZP
23	64016A	540014	2	CLAMP, HOSE 1"
24		14619	2	FOAMER INSERT
25		14279	2	FOAMER FLIPPER
26		142	2	BOLT HH 7/16 X 2" GR5 ZP
27	3254PP	540029	2	TUBE CLAMP
28		789	AR	WASHER, NR 1-1/4 X 14 CP
28		590159	AR	1-1/8" FLAT WASHER, 2" MAX OD
29		597	2	NUT, HH 7/16" TOPLOCK
30		576	2	COTTER PIN, 3/16 X 2 ZP
31		590111	1	VERSA TRAC FOAM INJECTOR BLACK
32		10792	1	FOAMER MOUNT
NS		596744M	AR	WASHER, NP 1-1/4 X 14 GA
NS	2T20-003	510023	AR	1/4" LINEAR LOW DENSITY POLY TUBING
NS	2T20-604	510024	AR	3/8" LINEAR LOW DENSITY POLY TUBING
NS	12015003	510005	20'	PVC WATER SUCTION HOSE 1"
NS		630050	1	EXTENSION CABLE 20'

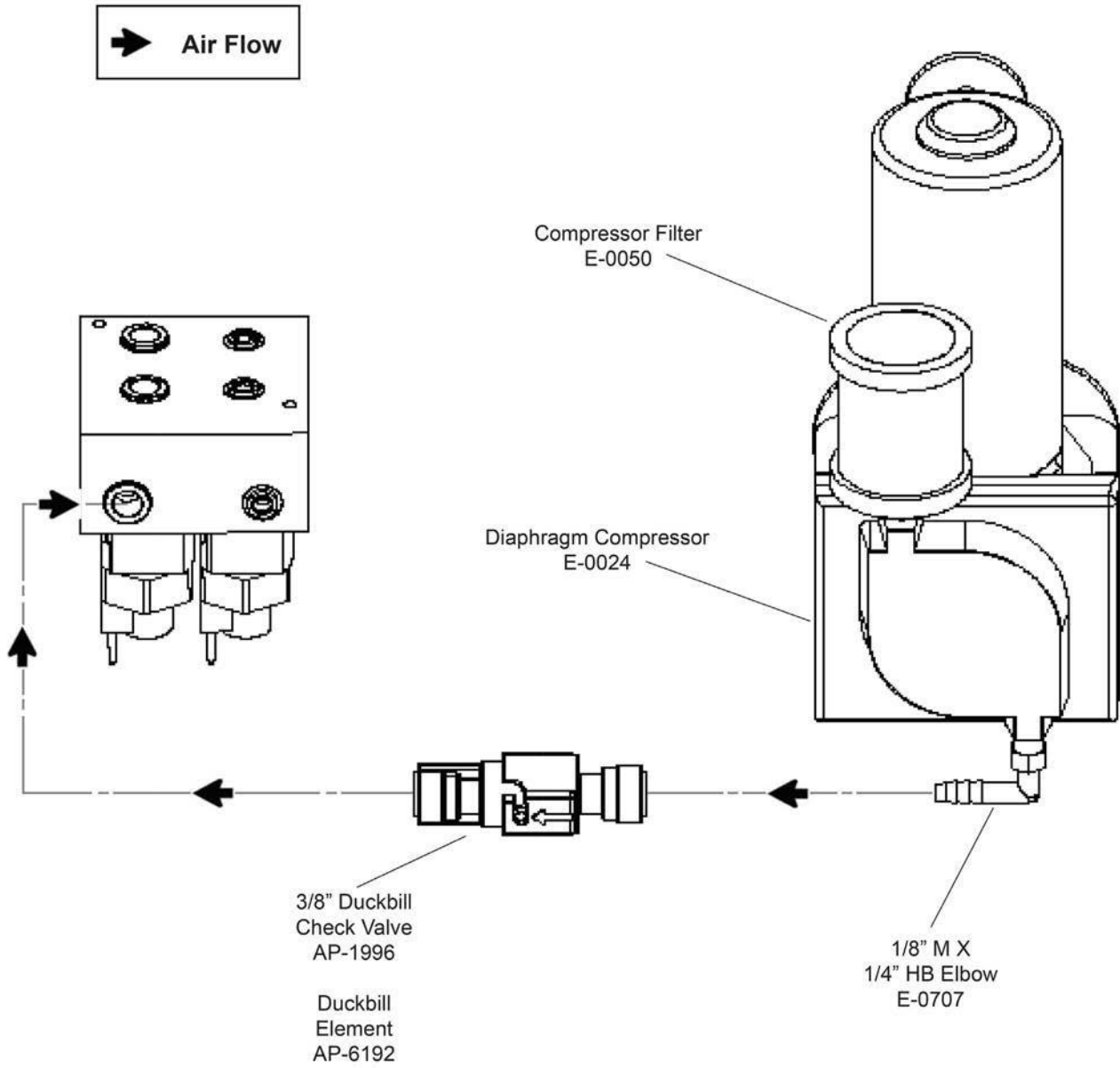
Richway Foam Marker 1 Gallon Tank & Switchbox



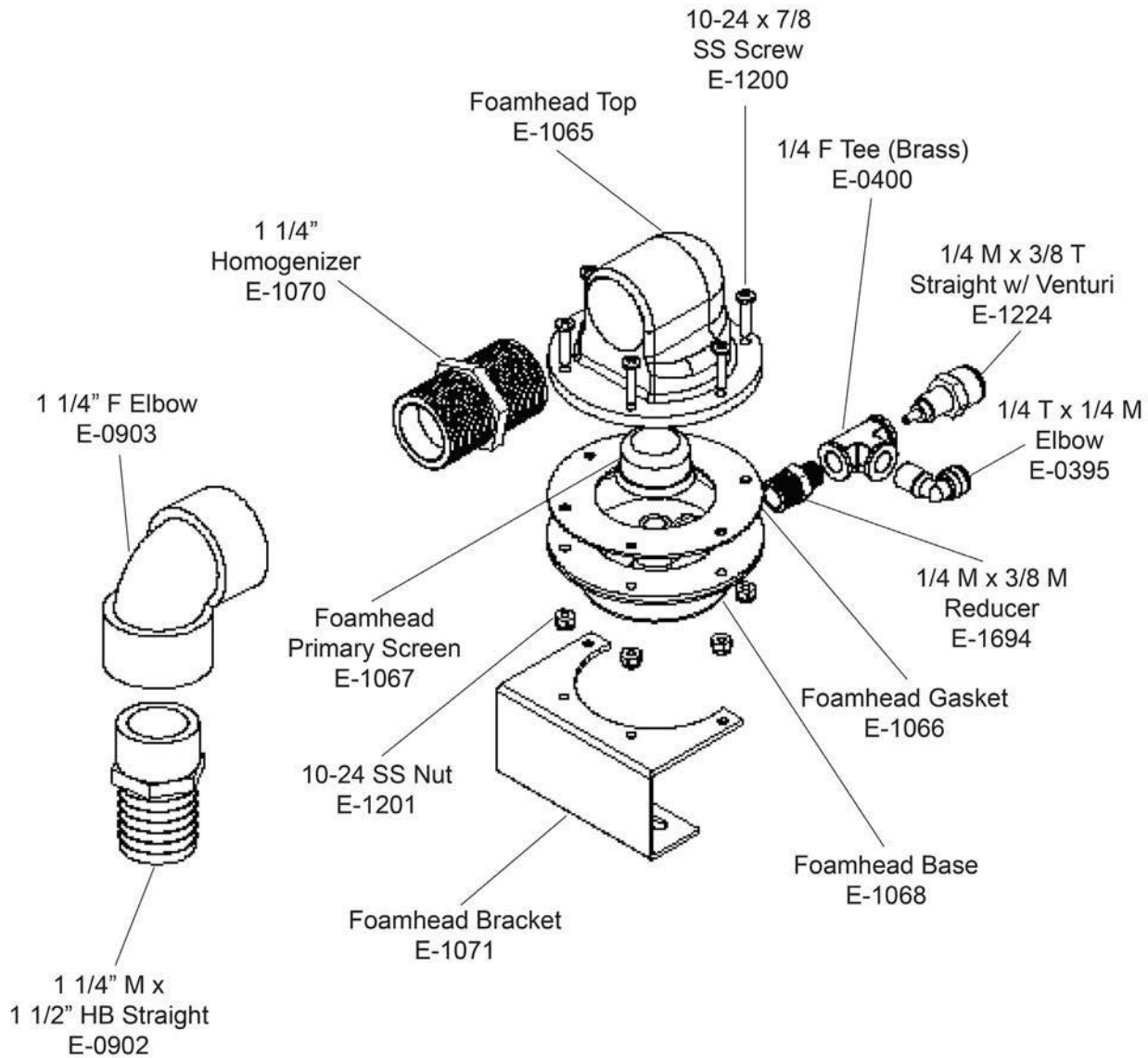
Richway Foam Marker Liquid Flow



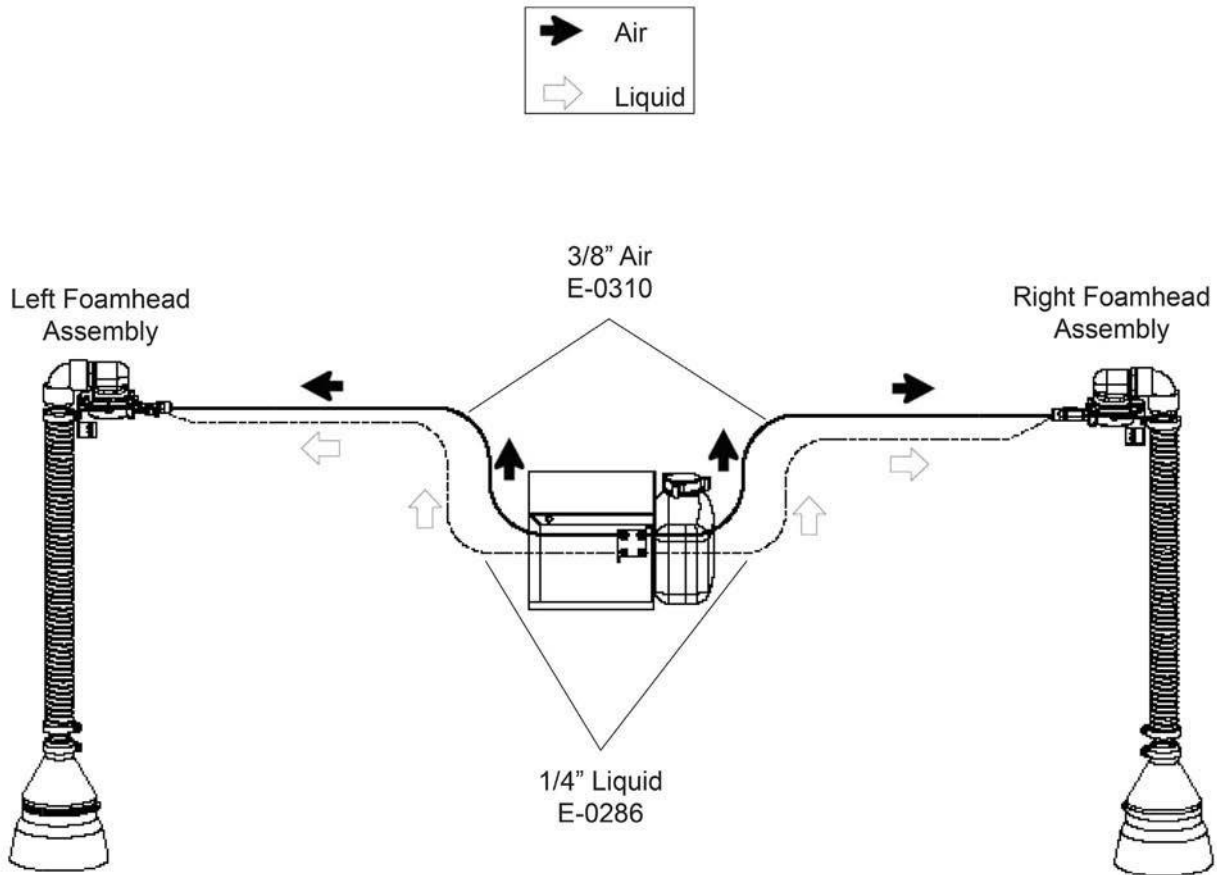
Richway Foam Marker Compressor



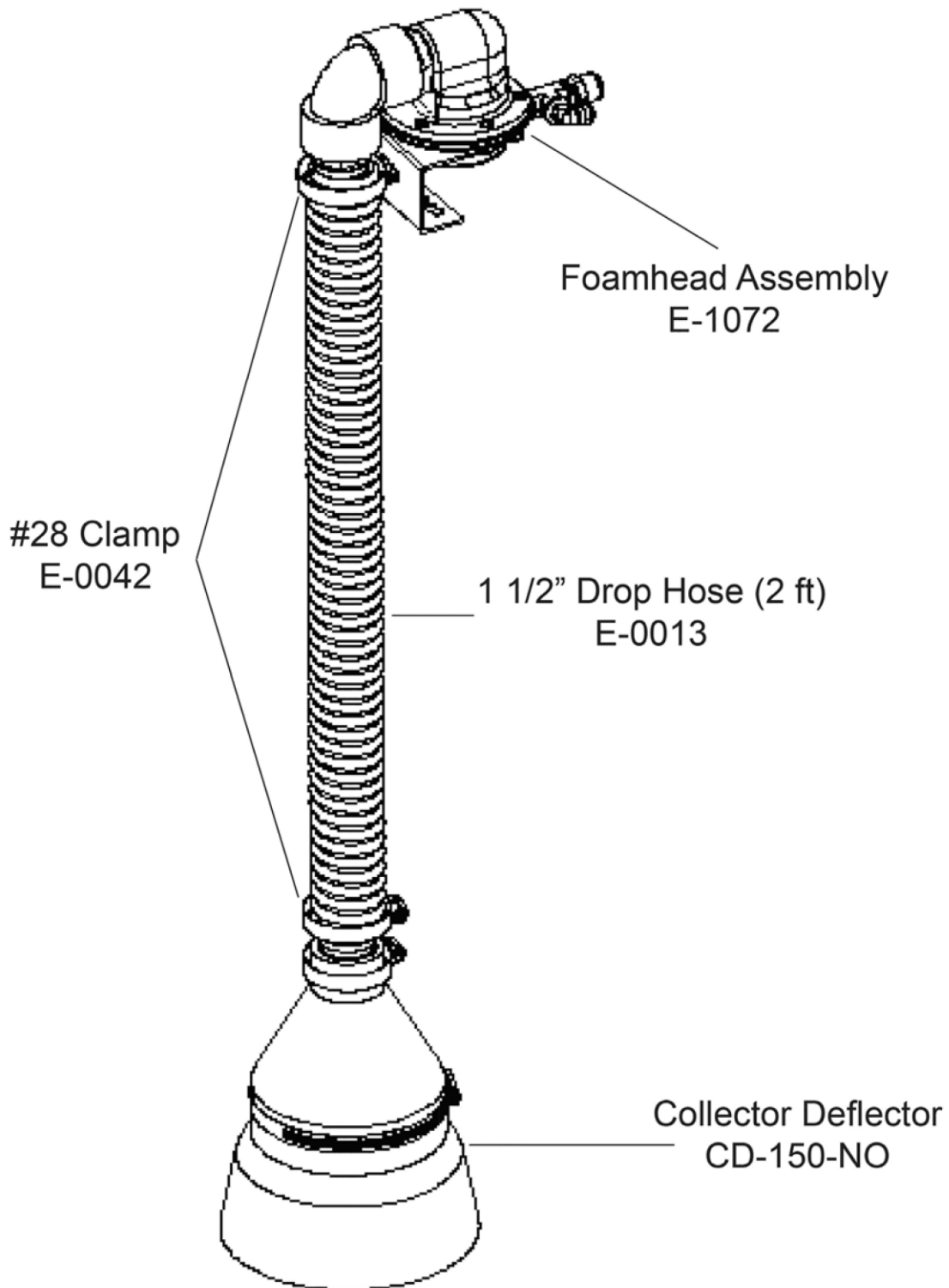
Richway Foam Marker Foamhead



Richway Foam Marker Foam Head Assembly



Richway Foam Marker Collector Deflector



Richway Foam Marker Wiring Harness

Concentrate To
Power unit

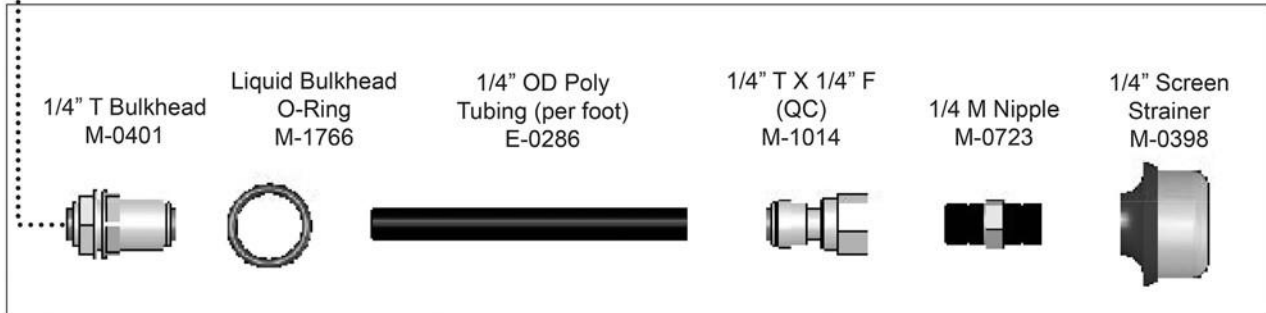
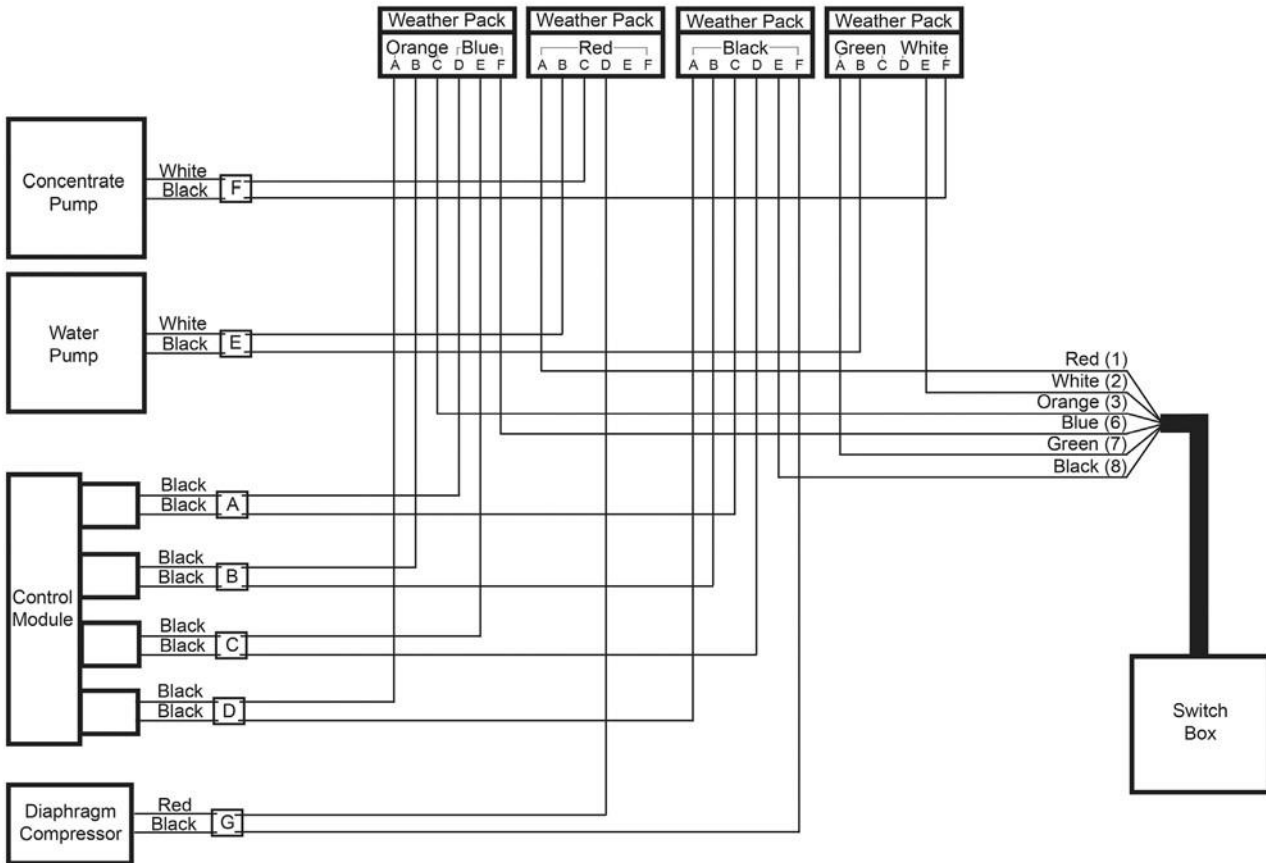



FIGURE 10 - Versa Trac Tank Components

APPENDIX 4



Remote Boom Shutoff Kit (6 Section Shown)





Fast Ag Solutions
4130 Commerce Boulevard
Windom, MN 56101

1-800-772-9279 Toll Free
1-507-427-3861 Voice
1-507-427-3030 Fax

www.fastagsolutions.com